



Steelers at Broncos

Sunday, Sept. 15

4:25 p.m. ET

Denver, CO

Empower Field at Mile High

WEEK
02





UPMC Rooney Sports Complex
3400 South Water Street Pittsburgh, PA 15203
(412) 432-7820

@Steelers | @SteelersPRDept www.Steelers.com | www.NFL.com

PITTSBURGH STEELERS GAME RELEASE WEEK 2

DENVER BRONCOS

GAME INFORMATION

| | | |
|--|--|---|
| | Sunday, September 15 4:25 p.m. ET | Empower Field at Mile High Denver, CO Capacity 76,125 // Natural Grass |
| | CBS Locally KDKA-TV | Spero Dedes (play-by-play) Adam Archuleta (analysis) Aditi Kinkhabwala (field reporter) |
| | Steelers Radio Network (48 affiliates) 102.5 WDVE-FM (Pittsburgh) 970 WBGG-AM (Pittsburgh) | Rob King (play-by-play) Craig Wolfley (analysis) Max Starks (field reporter) |
| | Sports USA | Larry Kahn (play-by-play) Brandon Noble (analysis) |

THE SERIES

| | | |
|-----------------|-----------------------|---|
| All-Time | Broncos lead, 20-13-1 | Last: Steelers Win, 27-19 (Oct. 10, 2021) |
| Home | Steelers lead, 8-7 | Last: Steelers Win, 27-19 (Oct. 10, 2021) |
| Away | Broncos lead, 13-5-1 | Last: Broncos Win, 24-17 (Nov. 25, 2018) |
| Playoffs | Broncos lead, 4-2 | Last: Broncos Win, 23-16 (Jan. 17, 2016) |

THE COACHES

| | Head Coach | At Franchise | Overall | vs. Opp |
|-----------------|-------------|----------------|----------------|---------|
| Steelers | Mike Tomlin | 174-100-2 (18) | 174-100-2 (18) | 4-3 |
| Broncos | Sean Payton | 8-10 (2) | 160-99 (17) | 3-1 |

2024 REGULAR SEASON SCHEDULE (1-0)

| Day | Date | Opponent | TV | Time/Result |
|-------------|-----------------|----------------------|------------|------------------|
| Sun. | Sept. 8 | at Atlanta | FOX | W, 18-10 |
| Sun. | Sept. 15 | at Denver | | 4:25 p.m. |
| Sun. | Sept. 22 | L.A. Chargers | | 1 p.m. |
| Sun. | Sept. 29 | at Indianapolis | | 1 p.m. |
| Sun. | Oct. 6 | Dallas* | | 8:20 p.m. |
| Sun. | Oct. 13 | at Las Vegas* | | 4:05 p.m. |
| Sun. | Oct. 20 | N.Y. Jets* | | 8:20 p.m. |
| Mon. | Oct. 28 | N.Y. Giants* | | 8:15 p.m. |

BYE WEEK

| | | | | |
|-------------|----------------|---------------------|----------------|---------------|
| Sun. | Nov. 10 | at Washington* | | 1 p.m. |
| Sun. | Nov. 17 | Baltimore* | | 1 p.m. |
| Thur. | Nov. 21 | at Cleveland* | | 8:15 p.m. |
| Sun. | Dec. 1 | at Cincinnati* | | 1 p.m. |
| Sun. | Dec. 8 | Cleveland* | | 1 p.m. |
| Sun. | Dec. 15 | at Philadelphia* | FOX FOX | 4:25 p.m. |
| Sat. | Dec. 21 | at Baltimore* | FOX FOX | 4:30 p.m. |
| Wed. | Dec. 25 | Kansas City* | N | TBD |
| TBD | TBD | Cincinnati* | | TBD |

****Times and TV network may change due to flexible scheduling**

NOTE: All times are Eastern

Home games in **BOLD**

WHAT'S INSIDE

| | | | | | | | |
|-------|---------------------------|---------|-------------------------------|---------|-----------------------------|---------|----------------------------|
| 3 | Covering The Steelers | 58 | NFL Standings | 279 | Drive Charts | 300 | Ind. GBG (Passing) |
| 4 | Countdown To Kickoff | 59 | Steelers Record When... | 280 | Opening Drives | 301 | Ind. GBG (Rushing) |
| 5-6 | Steelers vs. Rookie QBs | 60-63 | Roster Information | 281-282 | Drive Production/Opp. (GBG) | 302 | Ind. GBG (Receiving) |
| 7 | Connections w/ Denver | 64 | How the Roster was Built | 283-284 | Scoring Drives/Opp. | 303-304 | Ind. GBG (Defense) |
| 8-10 | Series History w/ Denver | 65 | Depth Chart | 285-286 | Longest Drives/Opp. | 305 | Ind. GBG (Fumble Returns) |
| 11 | Last Meeting w/ Denver | 66-266 | Player Pages | 287-288 | Red-Zone Efficiency | 306 | Ind. GBG (Int. Returns) |
| 12-21 | Team Notes | 267-268 | Results/Individual Statistics | 289 | Yards Gained by Down | 307 | Ind. GBG (Special Teams) |
| 21-27 | Team Defense Notes | 269 | Special Teams Tackles | 290 | Third Down Efficiency/Opp. | 308 | Ind. GBG (Punting) |
| 27-37 | Individual Defense Notes | 270 | Game-by-Game Starters | 291 | Fourth Down Efficiency/Opp. | 309 | Ind. GBG (Field Goals) |
| 37-38 | Team Offense Notes | 271 | Participation | 292 | Defensive Summaries | 310 | Ind. GBG (Kickoff Returns) |
| 38-47 | Individual Offense Notes | 272 | Individual Game Highs | 293 | Defensive Stats (GBG) | 311 | Ind. GBG (Punt Returns) |
| 47-49 | Special Teams Notes | 273 | Big Yardage Games | 294 | Team Rankings | 312 | Game Summaries |
| 50 | Miscellaneous Notes | 274-275 | Big Run/Pass Plays | 295 | NFL Rankings | 313-315 | The Last Time |
| 51-56 | Mike Tomlin Notes | 276-277 | Big Plays/Opp. (GBG) | 296-297 | Offense/Defense (GBG) | | |
| 57 | Mike Tomlin's Record When | 278 | Big Returns/Opp. | 298-299 | Turnover Chart | | |

PITTSBURGH STEELERS COMMUNICATION STAFF CONTACTS

STAFF MEMBER

Burt Lauten, Senior Director of Communications
Michael Bertsch, Assistant Director of Communications
Angela Tegnella, Communications Manager
MacKaiya Cherry, Communications Coordinator
Spencer Krock, Communications Intern

EMAIL

lautenb@steelers.nfl.com
bertschm@steelers.nfl.com
tegnella@steelers.nfl.com
cherrym@steelers.nfl.com
krocks@steelersnfl.com

WEEKLY MEDIA SCHEDULE

- The Steelers will make head coach **Mike Tomlin** available for a press conference at **Noon ET on Tuesday, Sept. 10**. Tomlin will be available in the media work room at the **UPMC Rooney Sports Complex**.

Monday, Sept. 9

- Open locker room: 1 – 1:45 p.m.

Tuesday, Sept. 10

- Mike Tomlin** press conference: Noon
- No player availability: day off

Wednesday, Sept. 11

- Pre-practice open locker room: 10:45 – 11 a.m.
- Practice: 12:30 – 2:30 p.m.
- Mike Tomlin** available upon request after practice on the field
- Post-practice open locker room: 2:30 – 3 p.m.

Thursday, Sept. 12

- Pre-practice open locker room: 10:45 – 11 a.m.
- Arthur Smith, Teryl Austin** available after walk thru on the field: approx. 11:45 a.m. ET
- Practice: 12:30 – 2:30 p.m.
- Post-practice open locker room: 2:30 – 3 p.m.

Friday, Sept. 13

- Practice: 10:30 a.m. – 12:30 p.m.
- Mike Tomlin** available upon request after practice on the field
- Post-practice open locker room: 12:30 – 1:15 p.m.

Saturday, Sept. 14

- No media availability: day before game

Sunday, Sept. 15

- Pittsburgh Steelers at Denver Broncos: 4:25 p.m. (KDKA-TV)

**Schedule subject to change*

PITTSBURGH STEELERS ON OMG

- The Steelers media website is www.NFL.OMG.com. Please follow the link and click on the Steelers logo to access the team's page.
- For general access to the NFL OMG site, use the following user name (steelersmedia) and password (steelersmedia).
- For customized access to the NFL OMG site, please email **Michael Bertsch** at BertschM@steelers.nfl.com, **MacKaiya Cherry** at CherryM@steelers.nfl.com and/or **Spencer Krock** at KrockS@steelers.nfl.com. An account will be setup that utilizes your email address as your username and "SteelersMedia" as your password.
- The Steelers interactive site will contain the complete 2024 Media Guide, all weekly game releases, player bios and rosters, Steelers staff information and bios, weekly flip cards, a game tracker, all Steelers team and individual records and statistics, Steelers historical information, daily press releases and transcripts and much more.
- The game releases and media guide are updated weekly during the season and available in a PDF format. Team notes, player bios, team and individual records, miscellaneous stats and game summaries are updated following each game and posted on the site.
- On gamedays, the site will host live statistics, updated player notes, postgame quotes and more. It is an easy-to-use, one-stop shop for all media needs and information regarding the Steelers.

STEELERS RADIO COVERAGE

For the 25th consecutive year, WDVE-FM (102.5) and WBGW-AM (970) are carrying all Steelers games.

Additionally, Steelers games can be heard on a 48-station network spanning Pennsylvania, West Virginia, Ohio, Maryland, New York and South Carolina. All Steelers games will be broadcast in both English and Spanish on Steelers.com.

For the first season, Rob King serves as the "Voice of the Steelers" and handles play-by-play duties for the broadcast. Joining King for his 23rd season is former Steelers offensive lineman Craig Wolfley, who provides analysis. In her sixth year, Missi Matthews will be on the sideline throughout the regular season. Former Steelers offensive lineman Max Starks will also provide sideline analysis.

Fans in Mexico can also listen to Steelers broadcasts on Grupo Imagen and games are heard on www.steelers.com/espanol. Stations on the Steelers Radio Network include:

FLAGSHIP STATIONS

WDVE-FM (102.5), WBGW-AM (970)

AFFILIATES**PENNSYLVANIA**

Altoona-WVAM (1430)
 Altoona-WRKY (104.9)
 Beaver Falls-WBVP (1230)
 Beaver Falls-WMBA (1460)
 Bedford-WBVE (107.5)
 Butler-WISR (680)
 Chambersburg-WCHA (800)
 Clarendon-WKNB (104.3)
 Clarion-WCCR (92.7)
 Cooperstown-WUUZ (107.7)
 DuBois-WIFT (102.1)
 DuBois-WKFT (101.3)
 Erie-WRKT (104.9)
 Johnstown-WNTJ (1490)
 Johnstown-WRKK (99.1)
 Latrobe-WCNS (1480)
 Milton-WVLY (100.9)
 Saegertown-WUZZ (94.3)
 Somerset-WNTI (99.0)
 Starview-WONN (92.7)
 State College-WQWK (1450)

PENNSYLVANIA

Uniontown-WMBS (590)
 Washington-WJPA (1450)
 Williamsport-WCXR (99.3)
 Williamsport-WZXR (103.7)

MARYLAND

Cumberland-WRQE (106.1)
 Hagerstown-WHAG (1410)

OHIO

Fremont-WOHF (92.1)
 Marietta-WJAW (630)
 Youngstown-WNIO (1390)

VIRGINIA

Vienna-WDMX (100.1)

WEST VIRGINIA

Fairmont-WRLF (94.3)
 Fairmont-WMMN (920)
 New Martinsville-WXCR (92.3)

NFLCOMMUNICATIONS.COM

- Journalists worldwide have access to the dedicated media website featuring news from the NFL and its teams. Daily releases, statistics, domestic and international NFL updates and other information about the NFL are available.

OFFICIAL STEELERS WEBSITE

- Media and fans can read about the latest Steelers news on the official Steelers website. The site, www.steelers.com, features breaking news statistics, player biographies and much more.

STEELERS NATION HD RADIO

- Steelers Nation Radio is a 24-hour/day HD radio station dedicated specifically to the Pittsburgh Steelers. It can be heard on www.steelers.com, the official Steelers app or the iheart app on your smartphone, and at 102.5 WDVE HD2.
- A daily schedule of what is on Steelers Nation HD Radio is available at www.facebook.com/steelersnationradio.

@STEELERSPREDEPT

The Steelers Communications Department has created an X account for media to follow for news and information. The department's X account is the primary platform for how the team disseminates news and information including press releases, media advisories, practice and media availability times and more.

| COUNTDOWN TO KICKOFF | |
|----------------------|--|
| 1000 | Najee Harris is the only player in the NFL to register 1,000 yards rushing in each of the last three seasons. He is the first player in the League to record 1,000 yards rushing in each of his first three seasons in the NFL since Alfred Morris (Washington, 2012-14). |
| 750+ | Najee Harris and Jaylen Warren each rushed for 750+ yards last season. The duo was the first pair of Steelers' running backs to each rush for 750 or more yards in the same season 2004 (Jerome Bettis, 941; Duce Staley, 830). |
| 210.2 | Since the start of the 2019 season, Pittsburgh opponents are averaging 210.2 passing yds/game, which is the fifth-fewest allowed in the NFL over that span. |
| 195 | George Pickens' 195 yards receiving in Week 16 of 2023 (vs. Cincinnati) was the most by a Steelers wideout since Antonio Brown (213) in Week 14 of 2017 (vs. Baltimore). |
| 178.0 | T.J. Watt and Cameron Heyward have registered 97.5 and 80.5 career sacks, respectively. Watt and Heyward have combined for 178.0 sacks, 13 Pro Bowl selections, seven All-Pro nods, 375 QB hits, 227 tackles for loss, 35 forced fumbles, 27 takeaways, 24 strip sacks, 18 fumble recoveries and nine interceptions. |
| 140 | Pittsburgh has registered 140 takeaways since the start of the 2019 season, which is the most in the NFL over the span. |
| 100 | T.J. Watt played in his 100th NFL game in Week 14 vs. New England in 2023. Among players in their first 100 career games played, Watt ranked in the top five in sacks (2nd), tackles for loss (5th), QB hits (2nd) and forced fumbles (4-4th). |
| 93 | T.J. Watt is the first player since 1982, when the individual sack became an official statistic, to register 85.0+ sacks, 25+ forced fumbles and 7+ interceptions in his first 100 career games. |
| 92.5 | Chris Boswell has made 75-of-81 FGs in his NFL career in the fourth quarter/overtime. He ranks third in FG percentage (92.6%) in the fourth quarter/overtime among all NFL kickers with at least 75 such FG attempts since 2000. |
| 87.5 | Since joining the Steelers in 2015, Chris Boswell is 237-of-271 on FG attempts (87.5%), including 108-of-135 (80.0%) on attempts of 40 yards or longer. He ranks second in FG percentage (87.5%) among all NFL kickers with at least 250 FG attempts since the start of the 2015 season. |
| 89 | Pittsburgh has recorded 89 interceptions since the start of the 2019 season, which is the second-most in the NFL over the span. |
| 86 | George Pickens registered an 86-yard TD reception in Week 16 of 2023 vs. Cincinnati. The TD catch was the longest of his career. It was the NFL's longest offensive play of last season and longest by the Steelers since Week 12 of 2018 at Denver. |
| 85.7 | Chris Boswell has made 18 of 21 career FGs (85.7%) in the final two minutes of regulation and overtime (including playoffs). |
| 82.5 | Chris Boswell has made 33-of-40 (82.5%) career FGs of 50+ yards, including 26 of his last 30. His 82.5 career FG percentage of 50+ yards is the highest in the NFL since the 1970 AFL-NFL merger (min. 30). |
| 80.5 | Cameron Heyward's 80.5 career sacks are the most by a Steelers' defensive lineman since 1982, second-most by an active defensive tackle, tied for second-most in franchise history and tied for second-most by a Steeler since 1982. |
| 66+ | George Pickens is the first wideout in franchise history to have multiple TD receptions of 66+ yards in the same game (Week 16 of 2023 vs. Cincinnati). He is the sixth NFL receiver to accomplish the feat since 2006. |
| 65 | Pittsburgh registered six offensive TDs of at least 65 yards in 2023, which was the most by the Steelers in a season since 1988 (six). |
| 59 | The Steelers have allowed just 59 points in the fourth quarter since the start of the 2023 season, which is the fewest in the NFL over the span. |
| 48.8 | George Pickens' 48.8 yards/catch (Week 16 of 2023 vs. Cincinnati) is the highest in franchise history, highest in the NFL since Philadelphia's DeSean Jackson had four receptions for 210 yards (52.5 avg.) in Week 14 of 2010 and third-highest since the 1970 AFL-NFL merger. |
| 38 | Pittsburgh has recorded 38 interceptions since the start of the 2022 season, which is tied for the second-most in the NFL. |
| 32 | The Steelers own a 32-11-1 (739) record in one-score games since the start of the 2020 season. Pittsburgh's 32 wins in one-score games are the most in the NFL since the start of the 2020 season. |
| 21 | The Steelers have limited 12 opponents to 21 points or less since the start of the 2023 season, which is tied for the third-most in the NFL over the span. Pittsburgh has limited 20 of its last 26 opponents to 21 points or less, which is tied for the second-most since Week 12 of 2022. |
| 20.2 | Since the start of the 2019 season, Pittsburgh has allowed 20.2 points/game, which is the fifth-fewest allowed in the NFL over that span. |
| 19.0 | T.J. Watt's 19.0 sacks led the NFL in 2023. He is the first player in League history to lead the NFL in sacks three times (2020, 2021 and 2023). |
| 18.8 | Since the start of the 2019 season, Pittsburgh has allowed 18.8 first downs/game, which is the fourth-fewest in the NFL over that span. |
| 15.0 | T.J. Watt became the fourth player since 1982 with at least 15.0 sacks in three of his first seven NFL seasons, joining Pro Football Hall of Famers Reggie White (four seasons) and DeMarcus Ware (three) as well as his brother, J.J. Watt (three). |

| COUNTDOWN TO KICKOFF | |
|----------------------|--|
| 16 | The Steelers have committed just 16 turnovers since the start of the 2023 season, which is the fewest in the NFL over the span. |
| 15 | The Steelers have won 15 games when trailing at the end of the third quarter since the start of the 2020 season, which is five more wins than any other team in the League and most in the NFL over the span. |
| 13 | The Steelers have limited six opponents to 13 points or less since the start of the 2023 season, which is tied for the second-most in the NFL over the span. |
| +14 | Pittsburgh has a +14 turnover margin since the start of the 2023 season, which is the best in the NFL over the span. |
| 10 | Pittsburgh has won 10 of its 12 games decided by one score (eight points or less) since the start of the 2023 season. The Steelers' 10 wins in one-score games are the most in the NFL since the start of the 2023 season. |
| TOP 10 | T.J. Watt ranks among the top 10 active players in sacks (5th), tackles for loss (8th), QB hits (4th), forced fumbles (1-3rd), fumble recoveries (1-4th) and strip sacks (2nd). |
| 9.3 | Since the start of the 2019 season, Pittsburgh is averaging a sack 9.3% of the time, which is best in the NFL over that span. |
| 9 | Pittsburgh has thrown just nine interceptions since the start of the 2023 season, which is the fourth-fewest in the NFL over the span. |
| 7/6 | Alex Highsmith's seven forced fumbles and six strip sacks are each tied for the second-most in the NFL since the start of the 2022 season. |
| 6 | K Chris Boswell equaled a franchise record with six made field goals in Week 1 at Atlanta. He already shared the franchise record of six (vs. Cincinnati, Dec. 18, 2016) with Jeff Reed (at Jacksonville, Dec. 1, 2002) and Gary Anderson (vs. Denver, Oct. 23, 1988). |
| 6.0 | Pittsburgh has recorded 6.0 or more team sacks 62 times since sacks became an official statistic in 1982. In those 62 games, the Steelers have a 51-10-1 (.831) record and has outscored its opponents 1,541-826. |
| 5.2 | Since the start of the 2019 season, Pittsburgh has allowed 5.2 yards/play, which is tied for the fifth-fewest in the NFL over that span. |
| 5 | T.J. Watt is one of five players in NFL history with at least 97.5 sacks, 109 tackles for loss, 200 quarterback hits, 27 forced fumbles, 20 strip sacks and 11 fumble recoveries. |
| TOP 5 | T.J. Watt ranked in the top-five in the NFL in sacks, tackles for loss, quarterback hits, forced fumbles and fumble recoveries in 2023, which marked the season time in three years (2021, 2023) he has done so in the game season. J.J. Watt is the only other player to accomplish the feat since 2012. |
| 5 | Five of K Chris Boswell's six made field goals came from 40+ yards. An NFL kicker has made at least five FGs from 40+ yards in the same game on three occasions in League history, and Boswell is now the first to do it twice. |
| 5 | Pittsburgh has won five games when trailing at halftime since the start of the 2023 season, which is tied for the second-most in the NFL over the span. |
| 4 | Pittsburgh has won four games when trailing at the end of the third quarter since the start of the 2023 season, which is tied for the most in the NFL over the span. |
| 3.0 | The Steelers have registered at least 3.0 sacks in 47 games since the start of the 2019 season, which is the most in the NFL over the span. |
| 3 | K Chris Boswell registered three or more field goals of 50+ yards in a game for the first time in his career (Week 1 at Atlanta). He is the first kicker in franchise history to register three or more field goals of 50+ yards in a game. |
| 2 | The RB tandem of Najee Harris and Jaylen Warren each eclipsed 1,000 scrimmage yards last season. Harris and Warren were the fourth duo in franchise history to eclipse 1,000 scrimmage yards in the same season and first since 1986. |
| 2 | T.J. Watt and Hall of Famer Lawrence Taylor are the only players since 1982, when the individual sack became an official statistic, with 70.0+ sacks and 7+ interceptions over their first seven seasons in the NFL. |
| 2 | T.J. Watt is the second player since 1982, when the individual sack became an official statistic, with at least 19.0 sacks, 19 tackles for loss, 36 quarterback hits, four forced fumbles and three fumble recoveries in the same season. Watt is the first player to do it twice. |
| WEEK 1 | Pittsburgh dominated Atlanta's offensive in the second half of Week 1. The Steelers blanked the Falcons after halftime and limited Atlanta in 51 total yards, 2.4 yards/play, one pass yard, three first downs, no third-down conversions (on five attempts) and forced two turnovers. |
| 1ST | T.J. Watt is the first player since 1982, when the individual sack became an official statistic, to register 85.0+ sacks, 25+ forced fumbles and 7+ interceptions in his first 100 career games. |
| 0.94 | T.J. Watt is off to a record-setting pace for sacks to open his NFL career. He has averaged 0.94 sacks/game since entering the League back in 2017, which is the best in NFL history (min. 100 games started). |
| .617 | Mike Tomlin is 99-61-2 (.617) in regular-season games decided by one score (eight points or less). His 99 regular-season victories and .617 regular-season winning percentage are the most and the highest in the NFL since the 1970 AFL-NFL merger (min. 100 games). |

WHEN FACING ROOKIE STARTING QB

- Pittsburgh has played 64 regular-season games against an opposing rookie starting QB since the 1970 AFL-NFL merger.
- The Steelers are 49-15 (.766) in the regular-season when facing a rookie starting QB since the 1970 AFL-NFL merger.
- The Steelers rank first in victories and second in winning percentage in the regular season when facing a rookie starting QB since the 1970 AFL-NFL merger.
- Pittsburgh has won 10 of its last 12 and 23 of its last 28 games when facing a rookie starting QB.
- Pittsburgh is 22-11 (.667) in the regular season on the road when facing a rookie starting QB since the 1970 AFL-NFL merger.
- The Steelers are 27-4 (.871) in the regular season at home when facing a rookie starting QB since the 1970 AFL-NFL merger.

MOST WINS VS. ROOKIE STARTING QB – SINCE 1970

| RANK | TEAM | WINS |
|------|----------------------|------|
| 1. | Pittsburgh Steelers | 49 |
| 2. | Miami Dolphins | 46 |
| 3. | New Orleans Saints | 44 |
| 4. | New England Patriots | 40 |
| 5. | Arizona Cardinals | 39 |
| | Cincinnati Bengals | 39 |

HIGHEST WIN PCT VS. ROOKIE STARTING QB – SINCE 1970

| RANK | TEAM | W | L | T | WIN PCT. |
|------|---------------------|----|----|---|----------|
| 1. | Miami Dolphins | 46 | 13 | 0 | .780 |
| 2. | Pittsburgh Steelers | 49 | 15 | 0 | .766 |
| 3. | Baltimore Ravens | 31 | 12 | 0 | .721 |
| 4. | Minnesota Vikings | 36 | 14 | 0 | .720 |
| 5. | Seattle Seahawks | 32 | 13 | 0 | .711 |

- Pittsburgh is 24-6 (.800) in the regular season under head coach **Mike Tomlin** when facing a rookie starting QB.
- Tomlin's 24 victories when facing a rookie starting QB are tied for the second-most since the 1970 AFL-NFL merger.

MOST WINS VS. ROOKIE STARTING QB – SINCE 1970

| RANK | COACH | WINS |
|------|----------------|------|
| 1. | Bill Belichick | 25 |
| 2. | Mike Tomlin | 24 |
| 3. | John Harbaugh | 23 |
| | Sean Payton | 23 |
| 5. | Andy Reid | 22 |

- Tomlin's .800 winning percentage when facing a rookie starting QB is the second-highest since the 1970 AFL-NFL merger (min. 20 games).

HIGHEST WIN PCT VS. ROOKIE STARTING QB – SINCE 1970 (MIN. 20)

| RANK | COACH | W | L | T | WIN PCT. |
|------|----------------------|----|---|---|----------|
| 1. | Don Shula | 19 | 4 | 0 | .826 |
| 2. | Mike Tomlin | 24 | 6 | 0 | .800 |
| 3. | Pete Carroll | 17 | 5 | 0 | .773 |
| 4. | John Harbaugh | 23 | 7 | 0 | .767 |
| 5. | Marty Schottenheimer | 15 | 5 | 0 | .750 |

WHEN FACING ROOKIE STARTING QB

49-15 (Home: 27-4, Road: 22-11)

| Date | Player | Team | Result |
|------------|----------------------|-------------------------|---------------|
| 11/19/2023 | D. Thompson-Robinson | at Cleveland Browns | L, 10-13 |
| 11/02/2023 | Will Levis | Tennessee Titans | W, 20-16 |
| 10/01/2023 | C.J. Stroud | at Houston Texans | L, 6-30 |
| 11/08/2021 | Justin Fields | Chicago Bears | W, 29-27 |
| 11/22/2020 | Jake Luton | at Jacksonville Jaguars | W, 27-3 |
| 11/15/2020 | Joe Burrow | Cincinnati Bengals | W, 36-10 |
| 12/08/2019 | Kyler Murray | at Arizona Cardinals | W, 23-17 |
| 11/24/2019 | Ryan Finley | at Cincinnati Bengals | W, 16-10 |
| 10/28/2018 | Baker Mayfield | Cleveland Browns | W, 33-18 |
| 12/31/2017 | DeShone Kizer | Cleveland Browns | W, 28-24 |
| 09/10/2017 | DeShone Kizer | at Cleveland Browns | W, 21-18 |
| 11/20/2016 | Cody Kessler | at Cleveland Browns | W, 24-9 |
| 11/13/2016 | Dak Prescott | Dallas Cowboys | L, 30-35 |
| 09/25/2016 | Carson Wentz | at Philadelphia Eagles | L, 3-34 |
| 11/17/2014 | Zach Mettenberger | at Tennessee Titans | W, 27-24 |
| 10/05/2014 | Blake Bortles | at Jacksonville Jaguars | W, 17-9 |
| 11/10/2013 | EJ Manuel | Buffalo Bills | W, 23-10 |
| 10/13/2013 | Geno Smith | at N.Y. Jets | W, 19-6 |
| 11/25/2012 | Brandon Weeden | at Cleveland Browns | L, 14-20 |
| 10/28/2012 | Robert Griffin III | Washington Commanders | W, 27-12 |
| 12/04/2011 | Andy Dalton | Cincinnati Bengals | W, 35-7 |
| 11/13/2011 | Andy Dalton | at Cincinnati Bengals | W, 24-17 |
| 10/16/2011 | Blaine Gabbert | Jacksonville Jaguars | W, 17-13 |
| 01/02/2011 | Colt McCoy | at Cleveland Browns | W, 41-9 |
| 12/23/2010 | Jimmy Clausen | Carolina Panthers | W, 27-3 |
| 10/17/2010 | Colt McCoy | Cleveland Browns | W, 28-10 |
| 12/14/2008 | Joe Flacco | at Baltimore Ravens | W, 12-9 |
| 09/29/2008 | Joe Flacco | Baltimore Ravens | W, 23-20 (OT) |
| 12/30/2007 | Troy Smith | at Baltimore Ravens | L, 21-27 |
| 11/26/2007 | John Beck | Miami Dolphins | W, 3-0 |
| 12/03/2006 | Bruce Gradkowski | Tampa Bay Buccaneers | W, 20-3 |
| 12/24/2005 | Charlie Frye | at Cleveland Browns | W, 41-0 |

WHEN FACING ROOKIE STARTING QB

49-15 (Home: 27-4, Road: 22-11)

| Date | Player | Team | Result |
|------------|----------------|-------------------------|---------------|
| 12/11/2005 | Kyle Orton | Chicago Bears | W, 21-9 |
| 12/18/2004 | Eli Manning | at N.Y. Giants | W, 33-30 |
| 09/07/2003 | Kyle Boller | Baltimore Ravens | W, 34-15 |
| 12/08/2002 | David Carr | Houston Texans | L, 6-24 |
| 12/23/2001 | Mike McMahon | Detroit Lions | W, 47-14 |
| 11/14/1999 | Tim Couch | Cleveland Browns | L, 15-16 |
| 11/07/1999 | Jeff Garcia | at San Francisco 49ers | W, 27-6 |
| 10/17/1999 | Akili Smith | at Cincinnati Bengals | W, 17-3 |
| 12/28/1998 | Jonathan Quinn | at Jacksonville Jaguars | L, 3-21 |
| 11/26/1998 | Charlie Batch | at Detroit Lions | L, 16-19 (OT) |
| 11/30/1997 | Jake Plummer | at Arizona Cardinals | W, 26-20 (OT) |
| 11/03/1996 | Tony Banks | St. Louis Rams | W, 42-6 |
| 11/13/1995 | Eric Zeier | Cleveland Browns | W, 20-3 |
| 12/26/1993 | Rick Mirer | at Seattle Seahawks | L, 6-16 |
| 12/05/1993 | Drew Bledsoe | New England Patriots | W, 17-14 |
| 11/29/1992 | David Klingler | at Cincinnati Bengals | W, 21-9 |
| 12/09/1990 | Tom Hodson | New England Patriots | W, 24-3 |
| 10/01/1989 | Rodney Peete | at Detroit Lions | W, 23-3 |
| 10/04/1987 | Erik Kramer | at Atlanta Falcons | W, 28-12 |
| 11/03/1985 | Bernie Kosar | Cleveland Browns | W, 10-9 |
| 12/02/1984 | Warren Moon | at Houston Oilers | L, 20-23 (OT) |
| 11/04/1984 | Warren Moon | Houston Oilers | W, 35-7 |
| 09/04/1983 | John Elway | Denver Broncos | L, 10-14 |
| 10/04/1981 | Dave Wilson | at New Orleans Saints | W, 20-6 |
| 11/30/1980 | David Woodley | Miami Dolphins | W, 23-10 |
| 11/11/1979 | Steve Fuller | at Kansas City Chiefs | W, 30-3 |
| 11/27/1977 | Matt Robinson | at N.Y. Jets | W, 23-20 |
| 10/21/1973 | Bill Demory | N.Y. Jets | W, 26-14 |
| 12/05/1971 | Dan Pastorini | at Houston Oilers | L, 3-29 |
| 10/24/1971 | Dan Pastorini | Houston Oilers | W, 23-16 |
| 10/11/1970 | Dennis Shaw | Buffalo Bills | W, 23-10 |
| 10/03/1970 | Don Gault | at Cleveland Browns | L, 7-15 |

FORMER STEELERS/BRONCOS

- Steelers QB **Russell Wilson** spent the 2022-23 seasons on the Broncos.
- Pittsburgh wide receivers coach **Zach Azzanni** was the Denver wide receivers coach from 2018-22.
- Steelers P **Corliss Waitman** played in 17 games for the Broncos during the 2022 season.
- Denver CB **Levi Wallace** spent the 2022-23 seasons with Pittsburgh.

AREA CONNECTIONS

- Steelers offensive line coach **Pat Meyer** played on the offensive line at Colorado State from 1991-94 and later served as offensive line coach/offensive coordinator for the Rams from 2008-11.
- Denver assistant head coach Mike Westhoff is a native of Pittsburgh and was inducted into the Western Chapter of the Pennsylvania Sports Hall of Fame in 2000.
- Broncos offensive coordinator Joe Lombardi was the offensive coordinator/quarterbacks coach at Mercyhurst College in Erie, Pa. from 2002-05.
- Denver inside linebackers coach Greg Manuskay is a native of Wyoming, Pa. and attended Dallas (Pa.) Senior High School.
- Broncos OT Mike McGlinchey hails from Philadelphia, Pa.

NFL CONNECTIONS

- Steelers NT **Montravius Adams Sr.** was coached by Denver head coach Sean Payton during the 2021 season with the New Orleans Saints.
- Pittsburgh LB **Elandon Roberts** was teammates with Broncos QB Jarrett Stidham for one season with the New England Patriots (2019).
- Steelers WR **Van Jefferson** lined up next to Denver WR Josh Reynolds for one season with the L.A. Rams (2020).
- Pittsburgh QB **Justin Fields** was a member of Chicago during the same time as Broncos assistant offensive line coach Austin King (2022).
- Steelers S **Minkah Fitzpatrick** was a member of the Miami Dolphins during the same time as Denver senior defensive assistant Joe Vitt (2018).
- Pittsburgh special teams coordinator **Danny Smith** was the special teams coordinator for the Washington Commanders for nine seasons, where he crossed paths with Broncos assistant to the head coach Paul Kelly, who was their director of football operations from 2010-20. Kelly also spent the 2020 season with Steelers QB **Kyle Allen**.
- Pittsburgh wide receivers coach **Zach Azzanni** served as the N.Y. Jets wide receivers coach in 2023, where he crossed paths with Denver QB Zach Wilson (2021-23) and DE John Franklin-Myers (2020-23).

COLLEGE CONNECTIONS

- Steelers RB **Najee Harris** was teammates at the University of Alabama with Broncos CB Patrick Surtain II for three seasons (2018-20). They were both members of the CFP National Championship winning team in 2020.
- Pittsburgh S **DeShon Elliott** played at the University of Texas from 2015-17, where he crossed paths with Denver CB P.J. Locke (2015-18), DB Brandon Jones (2016-19) and DT Malcolm Roach (2016-19).
- Steelers S **Minkah Fitzpatrick** and Broncos CB Levi Wallace manned the secondary together at the University of Alabama during the 2016-17 seasons. The duo helped lead the Crimson Tide to a CFP National Championship victory in 2017.
- Pittsburgh QB **Justin Fields** was teammates at Ohio State (2019-20) with Denver LBs Baron Browning and Jonathon Cooper.
- Steelers QB **Kyle Allen** threw to Broncos WR Josh Reynolds for two seasons at Texas A&M (2014-15).
- Pittsburgh LB **T.J. Watt** and Denver defensive pass game coordinator/defensive backs coach Jim Leonhard both spent the 2016 season together at the University of Wisconsin.
- Steelers P **Cameron Johnston** played his senior season at Ohio State on the same team as Broncos DL Jonathon Cooper (2016).

STEELERS-BRONCOS SERIES HISTORY

- Sunday's game will mark the 35th overall and 27th regular-season meeting between Pittsburgh and Denver.
- The Broncos own a seven-game advantage in the overall series (20-13-1) and a five-game lead in the regular-season series (15-10-1).
- Sunday's game will be the 20th overall and 14th regular-season meeting between the two teams in Denver.
- The Broncos own an eight-game advantage in the overall series (13-5-1) and a six-game lead in the regular-season series (9-3-1) in Denver.
- Sunday's game will mark the ninth overall and fifth regular-season meeting between the Steelers and Broncos at Empower Field at Mile High.
- The Broncos own a four-game advantage in the overall series (6-2) and a three-game lead in the regular-season series (4-1) vs. Denver at Empower Field at Mile High.
- Sunday's game will be the seventh regular-season meeting between the two teams in the month of September.
- The Broncos own a three-game advantage in the regular-season series (4-1-1) in the month of September.
- Sunday's game will be the fourth regular-season meeting in Denver between the two teams in the month of September.
- The Broncos own a two-game advantage in the regular-season series (2-0-1) in the month of September.
- Pittsburgh's .289 regular-season winning percentage at Denver is the fourth-lowest at any NFL opponent since the 1970 AFL-NFL merger.

LOWEST REGULAR-SEASON ROAD WIN PCT. VS. OPP. – SINCE 1970

| RANK | TEAM | W | L | T | WIN PCT. |
|------|---------------------|---|----|---|----------|
| 1. | Philadelphia Eagles | 0 | 7 | 0 | .000 |
| 2. | Chicago Bears | 1 | 5 | 0 | .167 |
| 3. | Seattle Seahawks | 2 | 7 | 0 | .222 |
| 4. | Denver Broncos | 5 | 13 | 1 | .289 |
| 5. | Minnesota Vikings | 2 | 4 | 0 | .333 |

- Pittsburgh's .397 regular-season winning percentage vs. Denver is the second-lowest against any NFL opponent since the 1970 AFL-NFL merger.

LOWEST REGULAR-SEASON ROAD WIN PCT. VS. OPP. – SINCE 1970

| RANK | TEAM | W | L | T | WIN PCT. |
|------|----------------------|----|----|---|----------|
| 1. | Philadelphia Eagles | 5 | 9 | 0 | .357 |
| 2. | Denver Broncos | 13 | 20 | 1 | .397 |
| 3. | New England Patriots | 16 | 19 | 0 | .457 |
| 4. | Chicago Bears | 6 | 7 | 0 | .462 |
| 5. | Jacksonville Jaguars | 13 | 15 | 0 | .464 |

INSIDE THE SERIES

| CATEGORY | RECORD |
|--------------------------|--|
| Series History | Started in 1970 |
| Overall | Broncos lead, 20-13-1 |
| In Pittsburgh | Steelers lead, 8-7 |
| At Denver | Broncos lead, 13-5-1 |
| Neutral | -- |
| Overall Regular Season | Broncos lead, 15-10-1 |
| In Pittsburgh | Steelers lead, 7-6 |
| At Denver | Broncos lead, 9-3-1 |
| Neutral | -- |
| Streak | Pittsburgh won last two meetings |
| Last Regular-Season Game | W, 27-19 (Oct. 10, 2021 in Pittsburgh) |
| Postseason Series | Broncos lead, 5-3 |
| In Pittsburgh | Series tied, 1-1 |
| At Denver | Broncos lead, 4-2 |
| Last Postseason Game | L, 16-23 ot (Jan. 17, 2016 in Denver) |

2024 STATS COMPARISON

| | STEELERS | BRONCOS |
|------------------------------|-----------|-----------|
| Total Games | 1 | 1 |
| Total Drives | 10 | 15 |
| Total Drives per Game | 10.0 | 15.0 |
| First downs | 16 | 13 |
| Rushing 1st downs | 9 | 7 |
| Passing 1st downs | 6 | 6 |
| 1st downs from penalties | 1 | 0 |
| 3rd down eff. (Made-Att-Pct) | 8-17-47% | 5-18-28% |
| 4th down eff. (Made-Att-Pct) | 0-1-0% | 1-1-100% |
| Total Net Yards | 270 | 231 |
| Avg. Yards per Game | 270.0 | 231.0 |
| Total Plays | 66 | 69 |
| Yards per play | 4.1 | 3.3 |
| Net Yards Rushing | 137 | 99 |
| Rush Attempts | 41 | 25 |
| Yards per rush | 3.34 | 3.96 |
| Net Yards Passing | 133 | 132 |
| Sacks-Yards lost | 2-23 | 2-6 |
| Gross Yards | 156 | 138 |
| Comp-Att-Pct | 17-23-74% | 26-42-62% |
| Yards per pass | 5.78 | 3.14 |
| Interceptions thrown | 0 | 2 |
| Punts (Num-Yds) | 3-146 | 8-389 |
| Punts blocked | 0 | 0 |
| Net Punting Avg Yds | 33.0 | 40.3 |
| Gross Punting Avg Yds | 48.7 | 48.6 |

| | STEELERS | BRONCOS |
|--------------------------------|----------|---------|
| Total Return Yds (no Kickoffs) | 96 | 68 |
| Punt Returns (Num-Yds) | 4-47 | 5-47 |
| Kickoff Returns (Num-Yds) | 0-0 | 3-69 |
| Int. Returns (Num-Yds) | 2-49 | 1-21 |
| Penalties-Yards | 9-60 | 8-60 |
| Turnovers | 0 | 3 |
| Fumbles lost | 0 | 1 |
| Interceptions thrown | 0 | 2 |
| Total Net Yards | 270 | 231 |
| Touchdowns | 0 | 1 |
| Rushing | 0 | 1 |
| Passing | 0 | 0 |
| Interceptions | 0 | 0 |
| Kickoff Returns | 0 | 0 |
| Fumble Returns | 0 | 0 |
| Punt Returns | 0 | 0 |
| Defensive/Special Teams TDs | 0 | 0 |
| Extra Points (Made-Att) | 0-0 | 1-1 |
| Kicking (Made-Att) | 0-0 | 1-1 |
| 2Pt Conversions (Made-Att) | 0-0 | 0-0 |
| Safeties | 0 | 2 |
| Kickoffs (Num-EZ-TB) | 6-4-4 | 5-4-2 |
| Field Goals (Made-Att) | 6-6 | 3-3 |
| FGs Blocked - PATs Blocked | 0-0 | 0-0 |
| Goal to Go (Made-Att-Pct) | 0-1-0% | 1-2-50% |
| Red Zone (Made-Att-Pct) | 0-2-0% | 1-4-25% |

STEELERS VS. BRONCOS SUPERLATIVES

| Passing Yards | | | | | |
|---|-----------------------|------------|------|-----|----------|
| | Name | Date | Site | Wk | Result |
| 462 | Ben Roethlisberger | 11/25/2018 | A | 12 | L, 17-24 |
| 433 | Ben Roethlisberger | 11/05/2006 | H | 9 | L, 20-31 |
| 380 | Ben Roethlisberger | 12/20/2015 | H | 15 | W, 34-27 |
| Pass Completions | | | | | |
| 41 | Ben Roethlisberger | 11/25/2018 | A | 12 | L, 17-24 |
| 40 | Ben Roethlisberger | 11/05/2006 | H | 9 | L, 20-31 |
| 38 | Ben Roethlisberger | 12/20/2015 | H | 15 | W, 34-27 |
| Pass Attempts | | | | | |
| 56 | Ben Roethlisberger | 11/25/2018 | A | 12 | L, 17-24 |
| 55 | Ben Roethlisberger | 12/20/2015 | H | 15 | W, 34-27 |
| 54 | Ben Roethlisberger | 11/05/2006 | H | 9 | L, 20-31 |
| Passing Touchdowns | | | | | |
| 4 | Bubby Brister | 10/14/1990 | A | 6 | W, 34-17 |
| | Ben Roethlisberger | 10/21/2007 | A | 7 | L, 28-31 |
| 3 | Kordell Stewart | 12/07/1997 | H | 15 | W, 35-24 |
| | Ben Roethlisberger | 11/09/2009 | A | 9 | W, 28-10 |
| | Ben Roethlisberger | 12/20/2015 | H | 15 | W, 34-27 |
| Long Pass | | | | | |
| 97 | Ben Roethlisberger | 11/25/2018 | A | 12 | L, 17-24 |
| 84 | Ben Roethlisberger | 09/20/2020 | H | 2 | W, 26-21 |
| 63 | Ben Roethlisberger | 11/05/2006 | H | 9 | L, 20-31 |
| Completion Percentage (min. 14 pass att.) | | | | | |
| 75.0 | Terry Bradshaw | 10/22/1979 | A | 9 | W, 20-17 |
| | Bubby Brister | 10/14/1990 | A | 6 | W, 34-17 |
| 73.2 | Ben Roethlisberger | 11/25/2018 | A | 12 | L, 17-24 |
| Passer Rating (min. 14 pass att.) | | | | | |
| 150.6 | Bubby Brister | 10/14/1990 | A | 6 | W, 34-17 |
| 140.2 | Terry Bradshaw | 12/16/1978 | A | 16 | W, 21-17 |
| 124.9 | Ben Roethlisberger | 01/22/2006 | A | LC | W, 34-17 |
| Rushing Yards | | | | | |
| 155 | Rashard Mendenhall | 11/09/2009 | A | 9 | W, 28-10 |
| 125 | Jerome Bettis | 12/07/1997 | H | 15 | W, 35-24 |
| 122 | Najee Harris | 10/10/2021 | H | 5 | W, 27-19 |
| Rushing Attempts | | | | | |
| 28 | Franco Harris | 12/24/1977 | A | DIV | L, 21-34 |
| 24 | Franco Harris | 12/30/1978 | H | DIV | W, 33-10 |
| | Jerome Bettis | 12/07/1997 | H | 15 | W, 35-24 |
| Rushing Touchdowns | | | | | |
| 2 | Five times | | | | |
| | Last: Kordell Stewart | 12/07/1997 | H | 15 | W, 35-24 |
| Long Rush | | | | | |
| 59 | James Conner | 09/20/2020 | H | 2 | W, 26-21 |
| 40 | Martavis Bryant | 01/17/2016 | A | DIV | L, 16-23 |
| 36 | Rashard Mendenhall | 11/09/2009 | A | 9 | W, 28-10 |
| Receptions | | | | | |
| 16 | Antonio Brown | 12/20/2015 | H | 15 | W, 34-27 |
| 13 | JuJu Smith-Schuster | 11/25/2018 | A | 12 | L, 17-24 |
| 10 | John Stallworth | 12/30/1978 | H | DIV | W, 33-10 |
| | Martavis Bryant | 12/20/2015 | H | 15 | W, 34-27 |
| Receiving Yards | | | | | |
| 189 | Antonio Brown | 12/20/2015 | H | 15 | W, 34-27 |
| | JuJu Smith-Schuster | 11/25/2018 | A | 12 | L, 17-24 |
| 175 | Yancey Thigpen | 12/07/1997 | H | 15 | W, 35-24 |

STEELERS VS. BRONCOS SUPERLATIVES

| Receiving Touchdowns | | | | | | |
|-----------------------|---------------------|------------|---|-----|----------|----------|
| 3 | Eric Green | 10/14/1990 | A | 6 | W, 34-17 | |
| | Yancey Thigpen | 12/07/1997 | H | 15 | W, 35-24 | |
| 2 | Four times | | | | | |
| | Last: Antonio Brown | 12/20/2015 | H | 15 | W, 34-27 | |
| Long Reception | | | | | | |
| 97 | JuJu Smith-Schuster | 11/25/2018 | A | 12 | L, 17-24 | |
| 84 | Chase Claypool | 09/20/2020 | H | 2 | W, 26-21 | |
| 63 | Hines Ward | 11/05/2006 | H | 9 | L, 20-31 | |
| Scrimmage Yards | | | | | | |
| 194 | Martavis Bryant | 01/17/2016 | A | DIV | L, 16-23 | |
| 189 | Antonio Brown | 12/20/2015 | H | 15 | W, 34-27 | |
| | JuJu Smith-Schuster | 11/25/2018 | A | 12 | L, 17-24 | |
| All-Purpose Yards | | | | | | |
| 212 | Antonio Brown | 12/20/2015 | H | 15 | W, 34-27 | |
| 194 | Martavis Bryant | 01/17/2016 | A | DIV | L, 16-23 | |
| 189 | JuJu Smith-Schuster | 11/25/2018 | A | 12 | L, 17-24 | |
| Tackles | | | | | | |
| 12 | James Farrior | 11/05/2006 | H | 9 | L, 20-31 | |
| 10 | Minkah Fitzpatrick | 10/10/2021 | H | 5 | W, 27-19 | |
| 9 | James Harrison | 10/21/2007 | A | 7 | L, 28-31 | |
| | Larry Foote | 09/09/2012 | A | 1 | L, 19-31 | |
| Sacks | | | | | | |
| 2.5 | T.J. Watt | 09/20/2020 | H | 2 | W, 26-21 | |
| | Gary Dunn | 09/04/1983 | H | 1 | L, 10-14 | |
| 2.0 | Four times | | | | | |
| | Last: Brett Keisel | 11/09/2009 | A | 9 | W, 28-10 | |
| Interceptions | | | | | | |
| 2 | John Rowser | 09/27/1970 | A | 2 | L, 13-16 | |
| | Tyrone Carter | 11/09/2009 | A | 9 | W, 28-10 | |
| Most Points Scored | | | | | | |
| 42 | 10/22/1979 | | | H | 8 | W, 42-7 |
| 39 | 10/23/1988 | | | H | 8 | W, 39-21 |
| 35 | 12/07/1997 | | | H | 15 | W, 35-24 |
| | 09/22/1974 | | | A | 2 | T, 35-35 |
| Fewest Points Scored | | | | | | |
| 7 | 11/05/1989 | | | A | 9 | L, 7-34 |
| | 11/06/1977 | | | A | 8 | L, 7-21 |
| 10 | 09/15/1986 | | | H | 2 | L, 10-21 |
| | 09/04/1983 | | | H | 1 | L, 10-14 |
| | 11/28/2971 | | | H | 11 | L, 10-22 |
| Most Points Allowed | | | | | | |
| 37 | 11/21/1993 | | | A | 12 | L, 37-13 |
| 35 | 09/22/1974 | | | A | 2 | T, 35-35 |
| 34 | 11/05/1989 | | | A | 9 | L, 7-34 |
| | 12/24/1977 | | | A | DIV | L, 21-34 |
| Fewest Points Allowed | | | | | | |
| 7 | 10/22/1979 | | | H | 8 | W, 42-7 |
| 9 | 10/12/1975 | | | H | 4 | W, 20-9 |
| 10 | 11/09/2009 | | | A | 9 | W, 28-10 |
| | 12/30/1978 | | | H | DIV | W, 33-10 |
| Margin of Victory | | | | | | |
| 35 | 10/22/1979 | | | H | 8 | W, 42-7 |
| 23 | 12/30/1978 | | | H | DIV | W, 33-10 |
| 18 | 10/23/1988 | | | H | 8 | W, 39-21 |
| | 11/09/2009 | | | A | 9 | W, 28-10 |
| Margin of Defeat | | | | | | |
| 27 | 11/05/1989 | | | A | 9 | L, 7-34 |
| 24 | 11/21/1993 | | | A | 12 | L, 37-13 |
| 14 | 11/06/1977 | | | A | 8 | L, 7-21 |

ALL-TIME SERIES RESULTS

Broncos lead, 20-13-1 (H: 8-7, A: 5-13-1)

| Date | Site | Wk | Result |
|------------|------|-----|----------|
| 10/10/2021 | H | 5 | W, 27-19 |
| 09/20/2020 | H | 2 | W, 26-21 |
| 11/25/2018 | A | 12 | L, 17-24 |
| 01/17/2016 | A | DIV | L, 16-23 |
| 12/20/2015 | H | 15 | W, 34-27 |
| 09/09/2012 | A | 1 | L, 19-31 |
| 01/08/2012 | A | WC | L, 23-29 |
| 11/09/2009 | A | 9 | W, 28-10 |
| 10/21/2007 | A | 7 | L, 28-31 |
| 11/05/2006 | H | 9 | L, 20-31 |
| 01/22/2006 | A | LC | W, 34-17 |
| 10/12/2003 | A | 6 | L, 14-17 |
| 01/11/1998 | H | LC | L, 21-24 |
| 12/07/1997 | H | 15 | W, 35-24 |
| 11/21/1993 | A | 12 | L, 13-37 |
| 11/03/1991 | A | 10 | L, 13-20 |
| 10/14/1990 | A | 6 | W, 34-17 |
| 01/07/1990 | A | DIV | L, 23-24 |
| 11/05/1989 | A | 9 | L, 7-34 |
| 10/23/1988 | H | 8 | W, 39-21 |
| 09/15/1986 | H | 2 | L, 10-21 |
| 12/01/1985 | H | 13 | L, 23-31 |
| 12/30/1984 | A | DIV | W, 24-17 |
| 09/04/1983 | H | 1 | L, 10-14 |
| 10/22/1979 | H | 8 | W, 42-7 |
| 12/30/1978 | H | DIV | W, 33-10 |
| 12/16/1978 | A | 16 | W, 21-17 |
| 12/24/1977 | A | DIV | L, 21-34 |
| 11/06/1977 | A | 8 | L, 7-21 |
| 10/12/1975 | H | 4 | W, 20-9 |
| 09/22/1974 | A | 2 | T, 35-35 |
| 11/18/1973 | H | 10 | L, 13-23 |
| 11/28/1971 | H | 11 | L, 10-22 |
| 09/27/1970 | A | 2 | L, 13-16 |

indicates playoff game



19

2021 WEEK 5
 Denver Broncos 19, Pittsburgh Steelers 27
 59,841 🌈 Heinz Field 🌈 Oct 10, 2021



27

| | | | | | | |
|---------------------------|---|----|---|----|---|----|
| Denver Broncos | 3 | 3 | 0 | 13 | — | 19 |
| Pittsburgh Steelers | 7 | 10 | 7 | 3 | — | 27 |

SCORING DRIVES

| TEAM | QTR | TIME | SCORING PLAY | DEN | PIT |
|----------|-----|-------|---|-----|-----|
| Steelers | 1 | 12:02 | D.Johnson 50 yd. pass from B.Roethlisberger (C.Boswell kick) (6-85, 2:58) | 0 | 7 |
| Broncos | 1 | 01:43 | B.McManus 39 yd. Field Goal (4-8, 2:14) | 3 | 7 |
| Steelers | 2 | 12:42 | C.Boswell 48 yd. Field Goal (9-45, 4:01) | 3 | 10 |
| Broncos | 2 | 05:47 | B.McManus 29 yd. Field Goal (7-49, 4:17) | 6 | 10 |
| Steelers | 2 | 02:12 | N.Harris 1 yd. run (C.Boswell kick) (6-75, 3:35) | 6 | 17 |
| Steelers | 3 | 02:41 | C.Claypool 18 yd. pass from B.Roethlisberger (C.Boswell kick) (14-86, 7:16) | 6 | 24 |
| Broncos | 4 | 10:15 | K.Hinton 2 yd. pass from T.Bridgewater (B.McManus kick) (14-75, 7:26) | 13 | 24 |
| Broncos | 4 | 05:46 | C.Sutton 39 yd. pass from T.Bridgewater (pass failed) (5-72, 1:54) | 19 | 24 |
| Steelers | 4 | 02:29 | C.Boswell 43 yd. Field Goal (7-49, 3:17) | 19 | 27 |

DENVER BRONCOS

| PASSING | ATT | CP | YDS | SK/YD | TD | LG | INT | RTG |
|-------------------|-----------|-----------|------------|-------------|----------|------------|----------|-------------|
| Teddy Bridgewater | 38 | 24 | 288 | 2/20 | 2 | 39T | 1 | 92.9 |
| TOTAL | 38 | 24 | 288 | 2/20 | 2 | 39T | 1 | 92.9 |

| RUSHING | ATT | YDS | AVG | LG | TD |
|-------------------|-----------|------------|------------|-----------|----------|
| Javonte Williams | 8 | 61 | 7.6 | 49 | 0 |
| Melvin Gordon III | 9 | 34 | 3.8 | 8 | 0 |
| Teddy Bridgewater | 1 | 11 | 11.0 | 11 | 0 |
| TOTAL | 18 | 106 | 5.9 | 49 | 0 |

| RECEIVING | NO | YDS | AVG | LG | TD |
|-------------------|-----------|------------|-------------|------------|----------|
| Courtland Sutton | 7 | 120 | 17.1 | 39T | 1 |
| Tim Patrick | 7 | 89 | 12.7 | 23 | 0 |
| Javonte Williams | 3 | 25 | 8.3 | 10 | 0 |
| Noah Fant | 3 | 20 | 6.7 | 9 | 0 |
| Kendall Hinton | 2 | 25 | 12.5 | 23 | 1 |
| Melvin Gordon III | 2 | 9 | 4.5 | 6 | 0 |
| TOTAL | 24 | 288 | 12.0 | 39T | 2 |

| TOP DEFENSE | TOT | SOLO | AST | SCK | YDS | INT |
|-------------------|-----|------|-----|-----|-----|-----|
| Alexander Johnson | 8 | 5 | 3 | 0.0 | 0.0 | 0 |
| Justin Simmons | 8 | 5 | 3 | 0.0 | 0.0 | 0 |
| Kareem Jackson | 7 | 6 | 1 | 0.0 | 0.0 | 0 |

| FIELD GOALS | FGM/FGA | PERCENT | RESULTS |
|-----------------|------------|--------------|----------|
| Brandon McManus | 2-2 | 100.0 | 39G, 29G |
| TOTAL | 2-2 | 100.0 | |

PITTSBURGH STEELERS

| PASSING | ATT | CP | YDS | SK/YD | TD | LG | INT | RTG |
|--------------------|-----------|-----------|------------|------------|----------|-----------|----------|--------------|
| Ben Roethlisberger | 25 | 15 | 253 | 1/9 | 2 | 59 | 0 | 120.9 |
| TOTAL | 25 | 15 | 253 | 1/9 | 2 | 59 | 0 | 120.9 |

| RUSHING | ATT | YDS | AVG | LG | TD |
|---------------------|-----------|------------|------------|-----------|----------|
| Najee Harris | 23 | 122 | 5.3 | 20 | 1 |
| Benny Snell Jr. | 5 | 20 | 4.0 | 9 | 0 |
| JuJu Smith-Schuster | 2 | 6 | 3.0 | 3 | 0 |
| Kalen Ballage | 4 | 0 | 0.0 | 3 | 0 |
| Ben Roethlisberger | 1 | -1 | -1.0 | -1 | 0 |
| TOTAL | 35 | 147 | 4.2 | 20 | 1 |

| RECEIVING | NO | YDS | AVG | LG | TD |
|-----------------|-----------|------------|-------------|-----------|----------|
| Chase Claypool | 5 | 130 | 26.0 | 59 | 1 |
| Diontae Johnson | 2 | 72 | 36.0 | 50T | 1 |
| Najee Harris | 2 | 20 | 10.0 | 14 | 0 |
| Eric Ebron | 2 | 10 | 5.0 | 5 | 0 |
| Pat Freiermuth | 2 | 7 | 3.5 | 4 | 0 |
| Zach Gentry | 1 | 13 | 13.0 | 13 | 0 |
| Ray-Ray McCloud | 1 | 1 | 1.0 | 1 | 0 |
| TOTAL | 15 | 253 | 16.9 | 59 | 2 |

| TOP DEFENSE | TOT | SOLO | AST | SCK | YDS | INT |
|--------------------|-----|------|-----|-----|-----|-----|
| Minkah Fitzpatrick | 10 | 5 | 5 | 0.0 | 0.0 | 0 |
| Terrell Edmunds | 7 | 4 | 3 | 0.0 | 0.0 | 0 |
| James Pierre | 6 | 6 | 0 | 0.0 | 0.0 | 1 |

| FIELD GOALS | FGM/FGA | PERCENT | RESULTS |
|---------------|------------|--------------|----------|
| Chris Boswell | 2-2 | 100.0 | 48G, 43G |
| TOTAL | 2-2 | 100.0 | |

Team Statistics

| | | |
|------------------------------|----------|----------|
| First Downs | 17 | 19 |
| 3rd-Down Eff. (Made/Att/Pct) | 2/12/17% | 7/12/58% |
| 4th-Down Eff. (Made/Att/Pct) | 3/4/75% | 0/0/0% |
| Total Net Yards | 374 | 391 |
| Total Plays | 58 | 61 |
| Yards Per Play | 6.4 | 6.4 |
| Rushes/Net Yards | 18/106 | 35/147 |
| Net Passing | 268 | 244 |
| Pass Attempts/Completions | 38/24 | 25/15 |
| Had Intercepted | 1 | 0 |
| Sacked/Yards Lost | 2/20 | 1/9 |
| Punts/Average | 4/44.0 | 2/59.5 |
| Penalties/Yards | 7/67 | 8/59 |
| Fumbles/Lost | 0/0 | 1/1 |
| Possession Time | 26:58 | 33:02 |

Broncos Steelers

STEELERS SCHEDULE

- Pittsburgh is 415-345-12 (.545) in regular-season games against the opponents on its 2024 schedule.

STEELERS VS. 2024 REGULAR-SEASON FOES

| TEAM | RECORD | LAST TIME | DATE |
|-----------------------|-------------------|--------------------------|-------------------|
| Atlanta Falcons | 16-2-1 | W, 18-10 | 09/08/2023 |
| Denver Broncos | 10-15-1 | W, 27-19 | 10/10/2021 |
| L.A. Chargers | 23-9 | L, 37-41 | 11/21/2021 |
| Indianapolis Colts | 28-10 | L, 13-30 | 12/16/2023 |
| Dallas Cowboys | 14-16 | W, 24-19 | 11/08/2020 |
| Las Vegas Raiders | 12-14 | W, 23-18 | 09/24/2023 |
| N.Y. Jets | 18-7 | L, 20-24 | 10/02/2022 |
| N.Y. Giants | 31-44-3 | W, 26-16 | 09/14/2020 |
| Washington Commanders | 33-43-3 | L, 17-23 | 12/07/2020 |
| Baltimore Ravens | 32-24 | W, 17-10 | 01/06/2024 |
| Cleveland Browns | 79-62-1 | L, 10-13 | 11/19/2023 |
| Cincinnati Bengals | 68-39 | W, 34-11 | 12/23/2023 |
| Philadelphia Eagles | 29-48-3 | L, 13-35 | 10/30/2022 |
| Kansas City Chiefs | 22-12 | L, 10-36 | 12/26/2021 |
| Total | 415-345-12 | W, 18-10 (at ATL) | 09/08/2024 |

INSIDE THE SCHEDULE

- Pittsburgh is one of four teams that start the season with back-to-back road games: Las Vegas, L.A. Rams and N.Y. Jets.
- The Steelers open the season with back-to-back road games for the first time since 2001.
- Pittsburgh is one of five teams that finish the season with back-to-back home games: L.A. Rams, New England, Philadelphia and Tampa Bay.
- After opening the home season against the L.A. Chargers in Week 3, the Steelers go back on the road to play Indianapolis in Week 4 – the first time since 2017 they have played three of their first four games on the road.
- Pittsburgh does not play a division opponent until a Week 11 home game against Baltimore. That is the latest they have faced a division opponent for the first time since the 1970 merger.
- The Steelers' Week 17 Christmas Day home game against the Chiefs marks the first time that Pittsburgh will play a reigning Super Bowl champion at home since Week 15 of the 2017 season.

STEELERS FACE SEVEN 2023 PLAYOFF TEAMS

- Pittsburgh will play seven regular-season games this season vs. 2023 playoff teams, including four at home and three on the road.
- Pittsburgh has a strength of schedule of .533, which not only gives them the third-most difficult schedule for the upcoming season, but it makes them one of only three teams in the NFL -- along with the Cleveland Browns and Baltimore Ravens -- that will have a strength of schedule above .530.

BEST OPP. WIN PCT. – 2024

| RANK | TEAM | W | L | T | OPP. WIN PCT. |
|------|---------------------|-----|-----|---|---------------|
| 1. | Cleveland Browns | 158 | 131 | 0 | .547 |
| 2. | Baltimore Ravens | 155 | 134 | 0 | .536 |
| 3. | Pittsburgh Steelers | 154 | 135 | 0 | .533 |
| 4. | Green Bay Packers | 152 | 137 | 0 | .526 |
| | Houston Texans | 152 | 137 | 0 | .526 |

BEST REGULAR AND POSTSEASON RECORDS – SINCE 2014

- Over the past 11 years (2014-24), four NFL teams have a winning percentage of .600-or-higher including the postseason – Kansas City (134-52, .720), New England (116-64, .644), Pittsburgh (106-66-2, .615) and Green Bay (108-69-1, .610).
- Those four clubs have combined for 30 playoff berths, eight Super Bowl appearances and six Super Bowl championships in that span.

BEST REGULAR AND POSTSEASON RECORD – SINCE 2014

| TEAM | W | L | T | WIN PCT. | PLAYOFF APP. |
|----------------------|-----|----|---|----------|--------------|
| Kansas City Chiefs | 114 | 52 | 0 | .720 | 9 |
| New England Patriots | 116 | 64 | 0 | .644 | 7 |
| Pittsburgh Steelers | 106 | 66 | 2 | .615 | 7 |
| Green Bay Packers | 108 | 69 | 1 | .610 | 7 |

THE JOURNEY OF A THOUSAND MILES BEGINS WITH ONE STEP

- The total distance traveled by all NFL teams during the regular season will be 597,408 miles.
- The teams from the NFC West (95,699) have the highest combined mileage total of all divisions.
- The remaining division totals ranking from highest to lowest are the AFC East (90,047), AFC West (86,537), NFC North (75,125), NFC East (70,894), AFC South (64,935), NFC South (62,091) and AFC North (52,080).
- The total distance traveled by Pittsburgh during the regular season will be 12,047 miles, which is the fourth-fewest in the League.

FEWEST MILES TRAVELED – 2024

| RANK | TEAM | MILES |
|------|-----------------------|--------|
| 1. | Washington Commanders | 10,550 |
| 2. | Cincinnati Bengals | 10,611 |
| 3. | Indianapolis Colts | 11,497 |
| 4. | Pittsburgh Steelers | 12,047 |
| 5. | Atlanta Falcons | 12,416 |

STEELERS 2024 TEAM CAPTAINS

- The Steelers selected four players to serve as team captains for the 2023 season determined by a vote of their teammates.
- QB **Russell Wilson** was selected to serve as offensive captain, DT **Cameron Heyward** and LB **T.J. Watt** were picked to serve as defensive captains and S **Miles Killebrew** was chosen to serve as the special teams captain.
- Heyward was selected as a captain for the 10th consecutive year (2015-24).
- Only two players in franchise history have been selected captain more than Heyward -- Ben Roethlisberger (13) and Sam Davis (11).
- Watt was named captain for the fourth time in his career (2020, 2022-24).
- Killebrew was named captain for the third time (2022-24).
- Wilson was named a captain for the 12th consecutive year, first time with Pittsburgh. He was a nine-time captain in Seattle (2013-21) and two-time captain in Denver (2022-23).

LONGEST TENURED STEELERS

- There are currently three Steelers who have played at least 100 regular-season games for the franchise. DT **Cameron Heyward** leads the roster with 195 regular-season games played and K **Chris Boswell** is next with 134 regular season-games played in a Steelers uniform. LB **T.J. Watt** has played in 105 regular-season games in his career.

| POS. | PLAYER | GP WITH STEELERS |
|------|-----------------|------------------|
| DT | Cameron Heyward | 195 |
| K | Chris Boswell | 134 |
| LB | T.J. Watt | 105 |

OWNERSHIP OF 90+ YEARS

- The Steelers are one of only three current NFL franchises that have been owned by the same individual family for over 90 years.

| OWNERSHIP | TEAM | YEARS |
|----------------|---------------------|-------|
| Halas Family | Chicago Bears | 103 |
| Bidwill Family | Arizona Cardinals | 92 |
| Rooney Family | Pittsburgh Steelers | 91 |
| Hunt Family | Kansas City Chiefs | 65 |
| Adams Family | Tennessee Titans | 65 |

THE STANDARD IS THE STANDARD

- Pittsburgh has recorded 20 consecutive seasons with a .500 record or better, which is the longest active streak in the NFL and the longest streak in team history (previous record was 13, 1972-1984).

MOST ACTIVE CONSECUTIVE NON-LOSING SEASONS

| RANK | TEAM | SEASONS | YEARS |
|------|---------------------|---------|---------|
| 1. | Pittsburgh Steelers | 20 | 2004-23 |
| 2. | Kansas City Chiefs | 11 | 2013-23 |
| 3. | Buffalo Bills | 5 | 2019-23 |

MOST CONSECUTIVE NON-LOSING SEASONS – SINCE 1970

| RANK | TEAM | SEASONS | YEARS |
|------|----------------------|---------|-----------|
| 1. | Dallas Cowboys | 21 | 1965-85 |
| 2. | Pittsburgh Steelers | 20 | 2004-23 |
| 3. | New England Patriots | 19 | 2001-19 |
| 4. | San Francisco 49ers | 16 | 1983-98 |
| | Dallas Cowboys | 16 | 1970-85 |
| 6. | Miami Dolphins | 15 | 1989-2003 |
| 7. | Pittsburgh Steelers | 13 | 1972-84 |
| | Green Bay Packers | 13 | 1992-2004 |

ALL-TIME WINNING SEASONS

- Pittsburgh has an NFL-best 40 seasons since the 1970 AFL-NFL merger in which the team has finished above .500. The Steelers also have 20 consecutive winning seasons from 2004-23, the second longest streak in NFL history.

MOST WINNING SEASONS – SINCE 1970

| RANK | TEAM | SEASONS |
|------|----------------------|---------|
| 1. | Pittsburgh Steelers | 40 |
| 2. | Dallas Cowboys | 37 |
| 3. | New England Patriots | 35 |
| | Miami Dolphins | 35 |
| 5. | Minnesota Vikings | 32 |

10-WIN SEASONS

- Pittsburgh has recorded 10 or more wins in 27 different seasons since the 1970 NFL-AFL merger.
- The 27 different 10-win seasons are tied with San Francisco and New England for the second-most in the League over the span.

MOST 10-WIN SEASONS – SINCE 1970

| RANK | TEAM | SEASONS |
|------|----------------------|---------|
| 1. | Dallas Cowboys | 29 |
| 2. | Pittsburgh Steelers | 27 |
| | San Francisco 49ers | 27 |
| | New England Patriots | 27 |
| 5. | Miami Dolphins | 24 |

STEELERS ON THE RISE

- Pittsburgh is 18-9 (.667) in the regular-season since Week 10 of 2022. Only San Francisco (21), Kansas City (20), Detroit (20), Buffalo (19) and Dallas (19) have more wins in that span.
- Pittsburgh is one of the seven NFL teams with 18+ wins since Week 10 of 2022.
- The Steelers' 18 wins since Week 10 of 2022 are tied for the sixth-most in the NFL.

MOST WINS – SINCE WEEK 12 OF 2022

| RANK | TEAM | WINS |
|------|---------------------|------|
| 1. | San Francisco 49ers | 21 |
| 2. | Kansas City Chiefs | 20 |
| | Detroit Lions | 20 |
| 4. | Buffalo Bills | 19 |
| | Dallas Cowboys | 19 |
| 6. | Pittsburgh Steelers | 18 |
| | Philadelphia Eagles | 18 |

- Pittsburgh's .667 win percentage since Week 10 of 2022 is tied for the sixth-best in the NFL.

BEST WIN PCT. – SINCE WEEK 10 OF 2022

| RANK | TEAM | W | L | T | WIN PCT. |
|------|----------------------|----|----|---|----------|
| 1. | San Francisco 49ers | 21 | 5 | 0 | .808 |
| 2. | Kansas City Chiefs | 20 | 7 | 0 | .741 |
| | Detroit Lions | 20 | 7 | 0 | .741 |
| 4. | Buffalo Bills | 19 | 7 | 0 | .731 |
| 5. | Dallas Cowboys | 19 | 8 | 0 | .704 |
| 6. | Pittsburgh Steelers | 18 | 9 | 0 | .667 |
| | Philadelphia Eagles | 18 | 9 | 0 | .667 |
| 8. | Baltimore Ravens | 17 | 9 | 0 | .654 |
| 9. | Cincinnati Bengals | 16 | 9 | 0 | .640 |
| 10. | Jacksonville Jaguars | 15 | 11 | 0 | .577 |
| | Miami Dolphins | 15 | 11 | 0 | .577 |

STREAKING DOWN THE STRETCH

- The Steelers finished the 2023 regular season with three consecutive wins, including a pair of road wins at Seattle and Baltimore.
- Pittsburgh ended a regular season with at least a three-game win streak for the second straight season (the Steelers won their last four games of the 2022 campaign).
- Pittsburgh has now closed the regular season with a win streak of at least three games on 13 occasions since the 1970 AFL-NFL merger, including six times since 2007, when **Mike Tomlin** took the reins as head coach of the Steelers.

LONGEST WIN STREAK TO END REGULAR SEASON – SINCE 1970

| RANK | YEAR | WINS |
|------|------|------|
| 1. | 2004 | 14 |
| 2. | 1976 | 9 |
| 3. | 2016 | 7 |
| 4. | 1978 | 5 |
| 5. | 2022 | 4 |
| | 2014 | 4 |
| | 2005 | 4 |
| | 1972 | 4 |
| 9. | 2023 | 3 |
| | 2013 | 3 |
| | 2009 | 3 |
| | 2002 | 3 |
| | 1989 | 3 |

BALL SECURITY

- Pittsburgh had +11 turnover margin in 2023, which was tied for the third-best in the NFL, and tied for the sixth-best by the Steelers since the 1970 AFL-NFL merger.
- The Steelers opened the 2024 season at Atlanta and forced three turnovers, without committing a turnover.
- Pittsburgh has a +14 turnover margin since the start of the 2023 season, which is the best in the NFL over the span.

NFL BEST TURNOVER MARGIN – SINCE 2023

| RANK | TEAM | TURNOVER MARGIN |
|------|---------------------|-----------------|
| 1. | Pittsburgh Steelers | +14 |
| 2. | New Orleans Saints | +13 |
| 3. | Baltimore Ravens | +12 |
| | N.Y. Giants | +12 |
| | Dallas Cowboys | +12 |

- The Steelers have committed just 16 turnovers since the start of the 2023 season, which is the fewest in the NFL over the span.

NFL FEWEST GIVEAWAYS – SINCE 2023

| RANK | TEAM | GIVEAWAYS |
|------|----------------------|-----------|
| 1. | Houston Texans | 14 |
| 2. | Pittsburgh Steelers | 16 |
| | Dallas Cowboys | 16 |
| 4. | Cincinnati Bengals | 18 |
| | San Francisco 49ers | 18 |
| | Tampa Bay Buccaneers | 18 |

- Pittsburgh has thrown just nine interceptions since the start of the 2023 season, which is the fourth-fewest in the NFL over the span.

NFL FEWEST INTERCEPTIONS – SINCE 2023

| RANK | TEAM | INTS |
|------|----------------------|------|
| 1. | Baltimore Ravens | 7 |
| 2. | Houston Texans | 8 |
| | L.A. Chargers | 8 |
| 4. | Pittsburgh Steelers | 9 |
| 5. | Tampa Bay Buccaneers | 10 |
| | Dallas Cowboys | 10 |

KINGS OF THE NORTH

- Pittsburgh captured the 2020 AFC North title, which marked the franchise’s 24th overall division title, ninth since 2002.
- The Steelers earned a division title for the 24th time since the 1970 AFL-NFL merger – the most division crowns by an NFL team in that span.

MOST DIVISION TITLES – SINCE 2002

| RANK | TEAM | TITLES |
|------|----------------------|--------|
| 1. | Pittsburgh Steelers | 24 |
| 2. | Dallas Cowboys | 22 |
| | San Francisco 49ers | 22 |
| 4. | New England Patriots | 21 |
| 5. | Minnesota Vikings | 19 |

- Since the AFC North was adopted after the restructuring of the 2002 NFL season when the League realigned divisions after expanding to 32 teams, **Mike Tomlin** has won the division seven times (2007, 2008, 2010, 2014, 2016, 2017 and 2020).
- No other head coach has won the AFC North more than five times (John Harbaugh).
- Pittsburgh’s nine AFC North titles nearly equal the combined total from the rest of the division since 2002.

AFC NORTH TITLES

| TEAM | TITLES |
|--|--------|
| Baltimore Ravens/Cincinnati Bengals/Cleveland Browns | 12 |
| Pittsburgh Steelers | 9 |

AFC NORTH TITLES

| RANK | TEAM | TITLES |
|------|---------------------|--------|
| 1. | Pittsburgh Steelers | 9 |
| 2. | Baltimore Ravens | 6 |
| | Cincinnati Bengals | 6 |
| 4. | Cleveland Browns | 0 |

FOURTH QUARTER IS WINNING TIME

- Pittsburgh has won four games when trailing at the end of the third quarter since the start of the 2023 season, which is tied for the most in the NFL over the span.

MOST WINS WHEN TRAILING AFTER 3RD QUARTER – SINCE 2023

| RANK | TEAM | WINS |
|------|--------------------------|------|
| 1. | Pittsburgh Steelers | 4 |
| | Seattle Seahawks | 4 |
| 3. | N.Y. Jets | 3 |
| 4. | 12 other teams tied with | 2 |

- The Steelers have won 15 games when trailing at the end of the third quarter since the start of the 2020 season, which is five more wins than any other team in the League and most in the NFL over the span.

MOST WINS WHEN TRAILING AFTER 3RD QUARTER – SINCE 2020

| RANK | TEAM | WINS |
|------|---------------------------|------|
| 1. | Pittsburgh Steelers | 15 |
| 2. | Kansas City Chiefs | 10 |
| 3. | Minnesota Vikings | 8 |
| 4. | Six other teams tied with | 7 |

- Pittsburgh’s .388 win percentage when trailing at the end of the third quarter is the second-best in the NFL since the start of the 2020 season (min. 15 games).

BEST WIN PCT. WHEN TRAILING AFTER 3RD QUARTER – SINCE 2020 (MIN. 15)

| RANK | TEAM | W | L | T | WIN PCT. |
|------|----------------------|----|----|---|----------|
| 1. | Kansas City Chiefs | 10 | 7 | 0 | .588 |
| 2. | Pittsburgh Steelers | 15 | 24 | 1 | .388 |
| 3. | Baltimore Ravens | 6 | 12 | 0 | .333 |
| 4. | Philadelphia Eagles | 7 | 21 | 1 | .259 |
| 5. | Tampa Bay Buccaneers | 7 | 23 | 0 | .233 |

FOURTH QUARTER EXPLOSION

- Pittsburgh has scored 483 points in the fourth quarter since the start of the 2020 season, which is the seventh-most in the NFL over the span.

MOST FOURTH-QUARTER POINTS – SINCE 2020

| RANK | TEAM | POINTS |
|------|----------------------|--------|
| 1. | Dallas Cowboys | 550 |
| 2. | Buffalo Bills | 539 |
| 3. | New Orleans Saints | 519 |
| 4. | Tampa Bay Buccaneers | 511 |
| 5. | Minnesota Vikings | 494 |
| 6. | Detroit Lions | 488 |
| 7. | Pittsburgh Steelers | 483 |
| 8. | Denver Broncos | 478 |
| 9. | Philadelphia Eagles | 472 |
| 10. | San Francisco 49ers | 464 |
| | L.A. Chargers | 464 |

- The Steelers have allowed 330 points in the fourth quarter since the start of the 2020 season, which is the fewest in the NFL over the span.

FEWEST FOURTH-QUARTER POINTS ALLOWED – SINCE 2020

| RANK | TEAM | POINTS |
|------|----------------------|--------|
| 1. | Pittsburgh Steelers | 330 |
| 2. | Tampa Bay Buccaneers | 348 |
| 3. | New England Patriots | 350 |
| 4. | San Francisco 49ers | 363 |
| 5. | Dallas Cowboys | 375 |

- Pittsburgh owns a 153-point scoring margin (483-330) in the fourth quarter since the start of the 2020 season, which is the third-best in the NFL over the span.

LARGEST FOURTH-QUARTER SCORING MARGIN – SINCE 2020

| RANK | TEAM | MARGIN |
|------|----------------------|--------|
| 1. | Dallas Cowboys | +175 |
| 2. | Tampa Bay Buccaneers | +163 |
| 3. | Pittsburgh Steelers | +153 |
| 4. | New Orleans Saints | +131 |
| 5. | Buffalo Bills | +123 |

- The Steelers have allowed just 59 points in the fourth quarter since the start of the 2023 season, which is the fewest in the NFL over the span.

FEWEST FOURTH-QUARTER POINTS ALLOWED – SINCE 2023

| RANK | TEAM | POINTS |
|------|---------------------|--------|
| 1. | Pittsburgh Steelers | 59 |
| 2. | San Francisco 49ers | 60 |
| 3. | Dallas Cowboys | 74 |
| 4. | N.Y. Jets | 76 |
| 5. | Kansas City Chiefs | 81 |

- Pittsburgh owns a 32-point scoring margin (91-59) in the fourth quarter since the start of the 2023 season, which is the fifth-best in the NFL over the span.

LARGEST FOURTH-QUARTER SCORING MARGIN – SINCE 2023

| RANK | TEAM | MARGIN |
|------|----------------------|--------|
| 1. | Dallas Cowboys | +73 |
| 2. | San Francisco 49ers | +67 |
| 3. | New Orleans Saints | +43 |
| 4. | Tampa Bay Buccaneers | +35 |
| 5. | Pittsburgh Steelers | +32 |

DON'T LEAVE EARLY

- Pittsburgh has won 10 of its 12 games decided by one score (eight points or less) since the start of the 2023 season.
- Pittsburgh has won 14 of its last 16 games decided by one score (eight points or less).
- The Steelers' 12 games decided by one score (eight points or less) are tied for the fifth-most in the NFL since the start of the 2023 season.

MOST ONE-SCORE GAMES – SINCE 2023

| RANK | TEAM | GAMES |
|------|-----------------------------|-------|
| 1. | Minnesota Vikings | 14 |
| 2. | Buffalo Bills | 13 |
| | Tennessee Titans | 13 |
| | New England Patriots | 13 |
| 5. | Pittsburgh Steelers | 12 |
| | Three other teams tied with | 12 |

- Pittsburgh's 10 wins in one-score games are the most in the NFL since the start of the 2023 season.

MOST WINS IN ONE-SCORE GAMES – SINCE 2023

| RANK | TEAM | WINS |
|------|---------------------|------|
| 1. | Pittsburgh Steelers | 10 |
| 2. | Philadelphia Eagles | 9 |
| 3. | Houston Texans | 8 |
| 4. | Buffalo Bills | 7 |
| | Kansas City Chiefs | 7 |
| | Seattle Seahawks | 7 |

- The Steelers' .818 win percentage in one-score games is the best in the NFL (min. 10 games) since the start of the 2023 season.

BEST WIN PCT. IN ONE-SCORE GAMES – SINCE 2023 (MIN. 10)

| RANK | TEAM | W | L | T | WIN PCT. |
|------|---------------------|----|---|---|----------|
| 1. | Pittsburgh Steelers | 10 | 2 | 0 | .833 |
| 2. | Philadelphia Eagles | 9 | 3 | 0 | .750 |
| 3. | Houston Texans | 8 | 3 | 0 | .727 |
| 4. | Seattle Seahawks | 7 | 4 | 0 | .636 |
| 5. | Indianapolis Colts | 6 | 4 | 0 | .600 |

- The Steelers have played 24 games decided by one score (eight points or less) since the start of the 2022 season, which is tied for the second-most in the League.

MOST ONE-SCORE GAMES – SINCE 2022

| RANK | TEAM | GAMES |
|------|---------------------|-------|
| 1. | Minnesota Vikings | 25 |
| 2. | Pittsburgh Steelers | 24 |
| | Atlanta Falcons | 24 |
| | Tennessee Titans | 24 |
| 5. | Las Vegas Raiders | 23 |
| | L.A. Chargers | 23 |
| | Denver Broncos | 23 |

- The Steelers are 17-7 (.708) in one-score games since the start of the 2022 season.
- Pittsburgh's 17 wins in one-score games are tied for the most in the NFL since the start of the 2022 season.

MOST WINS IN ONE-SCORE GAMES – SINCE 2022

| RANK | TEAM | WINS |
|------|---------------------|------|
| 1. | Pittsburgh Steelers | 17 |
| | Minnesota Vikings | 17 |
| 3. | Philadelphia Eagles | 16 |
| 4. | Kansas City Chiefs | 14 |
| 5. | Buffalo Bills | 13 |

- The Steelers' .708 win percentage in one-score games since the start of the 2022 is the second-best in the NFL (min. 20 games).

BEST WIN PCT. IN ONE-SCORE GAMES – SINCE 2022 (MIN. 20)

| RANK | TEAM | W | L | T | WIN PCT. |
|------|---------------------|----|---|---|----------|
| 1. | Philadelphia Eagles | 16 | 4 | 0 | .800 |
| 2. | Pittsburgh Steelers | 17 | 7 | 0 | .708 |
| 3. | Minnesota Vikings | 17 | 8 | 0 | .680 |
| 4. | Kansas City Chiefs | 14 | 8 | 0 | .636 |
| 5. | N.Y. Giants | 12 | 8 | 1 | .595 |

- Pittsburgh's 35 one-score games are the second-most in the NFL since the start of the 2021 season.

MOST ONE-SCORE GAMES – SINCE 2021

| RANK | TEAM | GAMES |
|------|---------------------|-------|
| 1. | Minnesota Vikings | 39 |
| 2. | Pittsburgh Steelers | 35 |
| 3. | L.A. Chargers | 33 |
| | Atlanta Falcons | 33 |
| 5. | Las Vegas Raiders | 32 |
| | Baltimore Ravens | 32 |
| | Tennessee Titans | 32 |

- The Steelers own a 25-9-1 (.729) record in one-score games since the start of the 2021 season.
- Pittsburgh's 25 wins in one-score games are the most in the NFL since the start of the 2021 season.

MOST WINS IN ONE-SCORE GAMES – SINCE 2021

| RANK | TEAM | WINS |
|------|--------------------------------|------|
| 1. | Pittsburgh Steelers | 25 |
| 2. | Minnesota Vikings | 23 |
| 3. | Kansas City Chiefs | 19 |
| 4. | Philadelphia Eagles | 18 |
| 5. | Five different times tied with | 16 |

- The Steelers' .729 win percentage in one-score games is the best in the NFL since the start of the 2021 season (min. 25 games).

BEST WIN PCT. IN ONE-SCORE GAMES – SINCE 2021 (MIN. 25)

| RANK | TEAM | W | L | T | WIN PCT. |
|------|---------------------|----|----|---|----------|
| 1. | Pittsburgh Steelers | 25 | 9 | 1 | .729 |
| 2. | Philadelphia Eagles | 18 | 8 | 0 | .692 |
| 3. | Kansas City Chiefs | 19 | 11 | 0 | .633 |
| 4. | Minnesota Vikings | 23 | 16 | 0 | .590 |
| 5. | Miami Dolphins | 15 | 11 | 1 | .577 |

- Pittsburgh's 44 one-score games are the third-most in the NFL since the start of the 2020 season.

MOST ONE-SCORE GAMES – SINCE 2020

| RANK | TEAM | GAMES |
|------|---------------------|-------|
| 1. | Minnesota Vikings | 49 |
| 2. | L.A. Chargers | 45 |
| 3. | Pittsburgh Steelers | 44 |
| 4. | Atlanta Falcons | 43 |
| 5. | Las Vegas Raiders | 41 |
| | Tennessee Titans | 41 |

- The Steelers own a 32-11-1 (.739) record in one-score games since the start of the 2020 season.
- Pittsburgh's 32 wins in one-score games are the most in the NFL since the start of the 2020 season.

MOST WINS IN ONE-SCORE GAMES – SINCE 2020

| RANK | TEAM | WINS |
|------|---------------------|------|
| 1. | Pittsburgh Steelers | 32 |
| 2. | Minnesota Vikings | 29 |
| 3. | Kansas City Chiefs | 27 |
| 4. | Tennessee Titans | 23 |
| 5. | Seattle Seahawks | 22 |

- The Steelers' .739 win percentage in one-score games is the best in the NFL since the start of the 2020 season (min. 30 games).

BEST WIN PCT. IN ONE-SCORE GAMES – SINCE 2020 (MIN. 30)

| RANK | TEAM | W | L | T | WIN PCT. |
|------|---------------------|----|----|---|----------|
| 1. | Pittsburgh Steelers | 32 | 11 | 1 | .739 |
| 2. | Kansas City Chiefs | 27 | 12 | 0 | .692 |
| 3. | Philadelphia Eagles | 21 | 13 | 1 | .614 |
| 4. | Minnesota Vikings | 29 | 20 | 0 | .592 |
| 5. | Tennessee Titans | 23 | 18 | 0 | .561 |

- Pittsburgh's 77 one-score games are the most in the NFL since the start of the 2017 season.

MOST ONE-SCORE GAMES – SINCE 2017

| RANK | TEAM | GAMES |
|------|---------------------|-------|
| 1. | Pittsburgh Steelers | 76 |
| 2. | Seattle Seahawks | 73 |
| 3. | L.A. Chargers | 71 |
| 4. | Minnesota Vikings | 68 |
| | Atlanta Falcons | 68 |

- Pittsburgh's 52 wins in one-score games are the most in the NFL since the start of the 2017 season.

MOST WINS IN ONE-SCORE GAMES – SINCE 2017

| RANK | TEAM | WINS |
|------|---------------------|------|
| 1. | Pittsburgh Steelers | 52 |
| 2. | Seattle Seahawks | 41 |
| 3. | Kansas City Chiefs | 40 |
| 4. | Minnesota Vikings | 39 |
| 5. | Green Bay Packers | 37 |
| | Philadelphia Eagles | 37 |

- The Steelers' .688 win percentage in one-score games is the best in the NFL since the start of the 2017 season (min. 50 games).

BEST WIN PCT. IN ONE-SCORE GAMES – SINCE 2017 (MIN. 50)

| RANK | TEAM | W | L | T | WIN PCT. |
|------|---------------------|----|----|---|----------|
| 1. | Pittsburgh Steelers | 52 | 23 | 2 | .688 |
| 2. | Miami Dolphins | 35 | 21 | 0 | .625 |
| 3. | Kansas City Chiefs | 40 | 25 | 0 | .615 |
| 4. | Green Bay Packers | 37 | 25 | 1 | .595 |
| 5. | Philadelphia Eagles | 37 | 26 | 1 | .586 |

HALFTIME GOT YOU DOWN

- Pittsburgh has won five games when trailing at halftime since the start of the 2023 season, which is tied for the second-most in the NFL over the span.

MOST WINS WHEN TRAILING AT HALF – SINCE 2023

| RANK | TEAM | WINS |
|------|--------------------------------|------|
| 1. | Philadelphia Eagles | 6 |
| 2. | Pittsburgh Steelers | 5 |
| | Seattle Seahawks | 5 |
| 4. | L.A. Rams | 4 |
| 5. | Four different times tied with | 3 |

- The Steelers' .417 win percentage in games in which it trailed at halftime is the fifth-best in the NFL since the start of the 2023 season (min. five games).

BEST WIN PCT. WHEN TRAILING AT HALF – 2023 (MIN. 5)

| RANK | TEAM | W | L | T | WIN PCT. |
|------|---------------------|---|---|---|----------|
| 1. | Philadelphia Eagles | 6 | 3 | 0 | .667 |
| 2. | L.A. Rams | 4 | 4 | 0 | .500 |
| | Seattle Seahawks | 5 | 5 | 0 | .500 |
| 4. | Buffalo Bills | 3 | 4 | 0 | .429 |
| 5. | Pittsburgh Steelers | 5 | 7 | 0 | .417 |

- Pittsburgh has won 14 games when trailing at halftime since the start of the 2020 season, which is tied for the most in the NFL over the span.

MOST WINS WHEN TRAILING AT HALF – SINCE 2020

| RANK | TEAM | WINS |
|------|----------------------|------|
| 1. | Pittsburgh Steelers | 14 |
| | Kansas City Chiefs | 14 |
| 3. | Tampa Bay Buccaneers | 10 |
| | Philadelphia Eagles | 10 |
| 5. | Dallas Cowboys | 9 |
| | L.A. Rams | 9 |

- The Steelers' .378 win percentage in games in which it trailed at halftime is the best in the NFL since the start of the 2020 season (min. 25 games).

BEST WIN PCT. WHEN TRAILING AT HALF – SINCE 2020 (MIN. 25)

| RANK | TEAM | W | L | T | WIN PCT. |
|------|----------------------|----|----|---|----------|
| 1. | Pittsburgh Steelers | 14 | 23 | 0 | .378 |
| 2. | Tampa Bay Buccaneers | 10 | 20 | 0 | .333 |
| 3. | Dallas Cowboys | 9 | 19 | 0 | .321 |
| 4. | Philadelphia Eagles | 10 | 22 | 0 | .313 |
| 5. | L.A. Rams | 9 | 20 | 0 | .310 |

- Pittsburgh has won four games in which it trailed by 10 or more points at halftime since the start of the 2020 season, which is the most in the League.

MOST WINS WHEN TRAILING BY 10+ POINTS AT HALF – SINCE 2020

| RANK | TEAM | WINS |
|------|-------------------------------|------|
| 1. | Pittsburgh Steelers | 4 |
| 2. | Six different times tied with | 3 |

- Pittsburgh's .286 win percentage in games in which it trailed by 10 or more points at halftime is the best in the NFL since the start of the 2020 season (min. 10 games).

BEST WIN PCT. WHEN TRAILING BY 10+ POINTS AT HALF – SINCE 2020 (MIN. 10)

| RANK | TEAM | W | L | T | WIN PCT. |
|------|----------------------|---|----|---|----------|
| 1. | Pittsburgh Steelers | 4 | 10 | 0 | .286 |
| 2. | Miami Dolphins | 3 | 8 | 0 | .273 |
| 3. | Tampa Bay Buccaneers | 3 | 9 | 0 | .250 |
| | Arizona Cardinals | 3 | 9 | 0 | .250 |
| 5. | Minnesota Vikings | 3 | 13 | 0 | .188 |

- Pittsburgh has won six games in which it trailed by 10 or more points in the second half since the start of the 2020 season, which is the third-most in the League.

MOST WINS WHEN TRAILING BY 10+ POINTS IN SECOND HALF – SINCE 2020

| RANK | TEAM | WINS |
|------|----------------------|------|
| 1. | Minnesota Vikings | 7 |
| | Tampa Bay Buccaneers | 7 |
| 3. | Pittsburgh Steelers | 6 |
| 4. | N.Y. Giants | 5 |
| | Tennessee Titans | 5 |
| | Chicago Bears | 5 |

- Pittsburgh's .231 win percentage in games in which it trailed by 10 or more points in the second half is tied for the fourth-best in the NFL since the start of the 2020 season (min. 10 games).

BEST WIN PCT. WHEN TRAILING BY 10+ POINTS IN SECOND HALF – SINCE 2020 (MIN. 10)

| RANK | TEAM | W | L | T | WIN PCT. |
|------|----------------------|---|----|---|----------|
| 1. | Kansas City Chiefs | 4 | 8 | 0 | .333 |
| 2. | Tampa Bay Buccaneers | 7 | 19 | 0 | .269 |
| | Minnesota Vikings | 7 | 20 | 0 | .259 |
| 4. | Pittsburgh Steelers | 6 | 20 | 0 | .231 |
| 5. | Tennessee Titans | 5 | 17 | 0 | .227 |

- The Steelers have won eight games in which they trailed by 10 or more points at some point of the game since the start of the 2020 season, which is tied for the fifth-most in the NFL over the span.

MOST WINS WHEN TRAILING BY 10+ POINTS – SINCE 2020

| RANK | TEAM | WINS |
|------|----------------------|------|
| 1. | Philadelphia Eagles | 10 |
| 2. | Tampa Bay Buccaneers | 9 |
| | Minnesota Vikings | 9 |
| | Kansas City Chiefs | 9 |
| 5. | Pittsburgh Steelers | 8 |
| | Tennessee Titans | 8 |

STEELERS DOMINATE THE AFC NORTH

- Pittsburgh has either won or shared the AFC North Title 10 times (2002, 2004, 2007, 2008, 2010, 2011, 2014, 2016, 2017 and 2020) and finished second on seven other occasions (2005, 2006, 2009, 2013, 2015, 2018 and 2021).
- The AFC North – with Baltimore (13-4), Cleveland (11-6), Pittsburgh (10-7) and Cincinnati (9-8) – became the first division with all teams finishing with a winning record since the 1935 West division.
- The Steelers went 5-1 in the AFC North in 2023.
- Pittsburgh swept both Baltimore and Cincinnati in the same season for the first time since 2017.
- Pittsburgh registered at least five division wins for the eighth time since 2002 and first time since 2017 (5-1).

MOST SEASONS WITH 5+ WINS VS. AFC NORTH – SINCE 2002

| RANK | TEAM | SEASONS |
|------|---------------------|---------|
| 1. | Pittsburgh Steelers | 8 |
| 2. | Baltimore Ravens | 3 |
| | Cincinnati Bengals | 3 |

- Pittsburgh owns an overall record of 96-42-1 (.694) against the AFC North.
- The Steelers' 96 all-time wins against the AFC North are the most of any divisional team.
- Pittsburgh's .694 all-time win percentage against the AFC North is the best of any divisional team.
- Pittsburgh owns a regular-season record of 91-40-1 (.693) vs. AFC North.

- The Steelers' 91 regular-season wins against the AFC North are the most of any divisional team.
- Pittsburgh's .693 regular-season win percentage against the AFC North is the best of any divisional team.
- The Steelers' 91 regular-season wins and .693 regular-season win percentage against division opponents are the second-most and second best among all NFL teams in divisional games (New England, 96; New England, .727).

AFC NORTH INTER-DIVISION RECORD

| RANK | TEAM | W | L | T | WIN PCT. |
|------|---------------------|----|----|---|----------|
| 1. | Pittsburgh Steelers | 91 | 40 | 1 | .693 |
| 2. | Baltimore Ravens | 74 | 58 | 0 | .561 |
| 3. | Cincinnati Bengals | 59 | 73 | 0 | .447 |
| 4. | Cleveland Browns | 39 | 92 | 1 | .299 |

- The Steelers own an overall home record of 52-19 (.732) vs. AFC North.
- Pittsburgh owns a regular-season home record of 49-17 (.742) vs. AFC North.
- The Steelers 49 regular-season home wins vs. AFC North foes are the most of any divisional team.
- Pittsburgh's .742 regular-season home win percentage vs. AFC North is the best of any divisional team.
- Pittsburgh's 49 regular-season home wins and .742 regular-season home win percentage against division opponents are the second-most and second-best among all NFL teams in divisional games (New England, 52; New England, .788).

AFC NORTH INTER-DIVISION HOME RECORD

| RANK | TEAM | W | L | T | WIN PCT. |
|------|---------------------|----|----|---|----------|
| 1. | Pittsburgh Steelers | 49 | 17 | 0 | .742 |
| 2. | Baltimore Ravens | 43 | 23 | 0 | .652 |
| 3. | Cincinnati Bengals | 33 | 33 | 0 | .500 |
| 4. | Cleveland Browns | 26 | 39 | 1 | .402 |

- The Steelers own an overall road record of 44-23-1 (.654) vs. AFC North.
- Pittsburgh owns a regular-season road record of 42-23-1 (.644) vs. AFC North.
- The Steelers 42 regular-season road wins vs. AFC North foes are the most of any divisional team.
- Pittsburgh's .644 regular-season road win percentage vs. AFC North is the best of any divisional team.
- Pittsburgh's 42 regular-season road wins and .644 regular-season road win percentage against division opponents are tied for the second-most and second-best among all NFL teams in divisional games (New England, 44, Green Bay, 42; New England, .667).

AFC NORTH INTER-DIVISION ROAD RECORD

| RANK | TEAM | W | L | T | WIN PCT. |
|------|---------------------|----|----|---|----------|
| 1. | Pittsburgh Steelers | 42 | 23 | 1 | .644 |
| 2. | Baltimore Ravens | 31 | 35 | 0 | .470 |
| 3. | Cincinnati Bengals | 26 | 40 | 0 | .394 |
| 4. | Cleveland Browns | 13 | 53 | 0 | .197 |

WALKOFF WIN

- Pittsburgh defeated Cincinnati in Week 1 of 2022 after K Chris Boswell connected on a 53-yard field goal in overtime to win the game, 23-20.
- The Steelers played three overtime games in 2021. Pittsburgh went 2-0-1 in those games.
- The Steelers four overtime games are tied for the ninth-most in the NFL since the start of the 2021 season.

MOST OVERTIME GAMES SINCE 2021

| RANK | TEAM | GAMES |
|------|---------------------|-------|
| 1. | Las Vegas Raiders | 8 |
| | Indianapolis Colts | 8 |
| 3. | Tennessee Titans | 7 |
| 4. | Minnesota Vikings | 6 |
| | Baltimore Ravens | 6 |
| | Cincinnati Bengals | 6 |
| 7. | Seattle Seahawks | 5 |
| | L.A. Rams | 5 |
| 9. | Pittsburgh Steelers | 4 |
| | Three other teams | 4 |

- Pittsburgh's .875 win percentage in overtime games is the best in the NFL since the start of the 2021 season (min. four games).

BEST OVERTIME WIN PCT. – SINCE 2021 (MIN. 4)

| RANK | TEAM | W | L | T | WIN PCT. |
|------|---------------------|---|---|---|----------|
| 1. | Pittsburgh Steelers | 3 | 0 | 1 | .875 |
| 2. | Las Vegas Raiders | 6 | 2 | 0 | .750 |
| 3. | Minnesota Vikings | 3 | 3 | 0 | .500 |
| | Baltimore Ravens | 3 | 3 | 0 | .500 |
| | Cincinnati Bengals | 3 | 3 | 0 | .500 |

- The Steelers are 26-21-4 (.541) in overtime games in franchise history (14-4-2, .750, at home) and to 8-4-2 (.682) at Acrisure Stadium.

KINGS OF THE AFC

- Pittsburgh owns the NFL's best overall record vs. AFC opponents with a 419-274-2 (.604) mark since the 1970 AFL-NFL merger.
- The Steelers are 389-249-2 (.609) in regular-season games vs. AFC opponents since the 1970 AFL-NFL merger.
- The Steelers' 389 regular-season wins against the AFC since the 1970 AFL-NFL merger are the most in the League.
- Pittsburgh is the only team with at least 375 regular-season wins against the AFC since the 1970 AFL-NFL merger.

MOST WINS VS. AFC – SINCE 1970

| RANK | TEAM | WINS |
|------|----------------------|------|
| 1. | Pittsburgh Steelers | 389 |
| 2. | New England Patriots | 371 |
| 3. | Miami Dolphins | 359 |
| 4. | Denver Broncos | 353 |
| 5. | Kansas City Chiefs | 336 |

- The Steelers' .609 regular-season win percentage against the AFC since the 1970 AFL-NFL merger is the best among AFC teams.

BEST WIN PCT. VS. AFC – SINCE 1970

| RANK | TEAM | W | L | T | WIN PCT. |
|------|----------------------|-----|-----|---|----------|
| 1. | Pittsburgh Steelers | 389 | 249 | 2 | .609 |
| 2. | New England Patriots | 371 | 272 | 0 | .577 |
| 3. | Miami Dolphins | 359 | 279 | 2 | .563 |
| 4. | Denver Broncos | 353 | 277 | 4 | .560 |
| 5. | Baltimore Ravens | 186 | 153 | 0 | .549 |

- Pittsburgh is 163-156-2 (.511) in regular-season road games against the AFC since the 1970 AFL-NFL merger.
- The Steelers' 163 regular-season road wins against the AFC since the 1970 AFL-NFL merger are the most among AFC teams.

MOST ROAD WINS VS. AFC – SINCE 1970

| RANK | TEAM | WINS |
|------|----------------------|------|
| 1. | Pittsburgh Steelers | 163 |
| 2. | New England Patriots | 158 |
| 3. | Indianapolis Colts | 152 |
| 4. | Miami Dolphins | 149 |
| 5. | Denver Broncos | 144 |

- Pittsburgh's .511 regular-season road win percentage against the AFC since the 1970 AFL-NFL merger is the best among AFC teams.

BEST ROAD WIN PCT. VS. AFC – SINCE 1970

| RANK | TEAM | W | L | T | WIN PCT. |
|------|----------------------|-----|-----|---|----------|
| 1. | Pittsburgh Steelers | 163 | 156 | 2 | .511 |
| 2. | New England Patriots | 158 | 164 | 0 | .491 |
| 3. | Indianapolis Colts | 152 | 170 | 1 | .472 |
| 4. | Miami Dolphins | 149 | 169 | 1 | .469 |
| 5. | Denver Broncos | 144 | 173 | 0 | .454 |

- Pittsburgh is 226-93 (.708) in regular-season home games against the AFC since the 1970 AFL-NFL merger.
- The Steelers' 226 regular-season home wins against the AFC since the 1970 AFL-NFL merger are the most among AFC teams.

MOST HOME WINS VS. AFC – SINCE 1970

| RANK | TEAM | WINS |
|------|----------------------|------|
| 1. | Pittsburgh Steelers | 226 |
| 2. | New England Patriots | 213 |
| 3. | Miami Dolphins | 209 |
| | Denver Broncos | 209 |
| 5. | Kansas City Chiefs | 193 |

- Pittsburgh's .708 regular-season home win percentage against the AFC since the 1970 AFL-NFL merger is the best among AFC teams.

BEST HOME WIN PCT. VS. AFC – SINCE 1970

| RANK | TEAM | W | L | T | WIN PCT. |
|------|----------------------|-----|-----|---|----------|
| 1. | Pittsburgh Steelers | 226 | 93 | 0 | .708 |
| 2. | Denver Broncos | 209 | 104 | 4 | .667 |
| 3. | New England Patriots | 213 | 108 | 0 | .664 |
| 4. | Miami Dolphins | 210 | 110 | 1 | .656 |
| 5. | Baltimore Ravens | 111 | 59 | 0 | .653 |

KINGS OF THE NFC

- Pittsburgh is 132-78-2 (.627) overall against the NFC since the 1970 AFL-NFL merger.
- Pittsburgh is 126-76-2 (.623) in the regular-season against the NFC since the 1970 AFL-NFL merger.
- The Steelers' 126 regular-season wins against the NFC are the most among AFC teams since the 1970 AFL-NFL merger.

MOST AFC WINS VS. NFC – SINCE 1970

| RANK | TEAM | WINS |
|------|----------------------|------|
| 1. | Pittsburgh Steelers | 126 |
| 2. | Miami Dolphins | 123 |
| 3. | Denver Broncos | 116 |
| 4. | Kansas City Chiefs | 110 |
| 5. | New England Patriots | 108 |

- Pittsburgh's .623 regular-season win percentage against the NFC is the second-best among AFC teams since the 1970 AFL-NFL merger.

BEST AFC WIN PCT. VS. NFC – SINCE 1970

| RANK | TEAM | W | L | T | WIN PCT. |
|------|---------------------|-----|----|---|----------|
| 1. | Baltimore Ravens | 70 | 42 | 1 | .624 |
| 2. | Pittsburgh Steelers | 126 | 76 | 2 | .623 |
| 3. | Miami Dolphins | 123 | 81 | 0 | .603 |
| 4. | Kansas City Chiefs | 110 | 81 | 2 | .576 |
| 5. | Denver Broncos | 116 | 92 | 2 | .557 |

- Pittsburgh is 52-49 (.515) in regular-season road games against the NFC since the 1970 AFL-NFL merger.
- The Steelers' 52 regular-season road wins against the NFC are tied for the second-most among AFC teams since the 1970 AFL-NFL merger.

MOST AFC ROAD WINS VS. NFC – SINCE 1970

| RANK | TEAM | WINS |
|------|----------------------|------|
| 1. | Miami Dolphins | 55 |
| 2. | Pittsburgh Steelers | 52 |
| | Tennessee Titans | 52 |
| | New England Patriots | 52 |
| 5. | Las Vegas Raiders | 47 |

- Pittsburgh's .515 regular-season road win percentage against the NFC is the third-best among AFC teams since the 1970 AFL-NFL merger (min. 75 games).

BEST AFC ROAD WIN PCT. VS. NFC – SINCE 1970 (MIN. 75)

| RANK | TEAM | W | L | T | WIN PCT. |
|------|----------------------|----|----|---|----------|
| 1. | Miami Dolphins | 55 | 48 | 0 | .534 |
| 2. | New England Patriots | 52 | 48 | 0 | .520 |
| 3. | Pittsburgh Steelers | 52 | 49 | 0 | .515 |
| 4. | Tennessee Titans | 52 | 52 | 0 | .500 |
| 5. | Kansas City Chiefs | 46 | 49 | 1 | .484 |

- Pittsburgh is 74-27-2 (.728) in regular-season home games against the NFC since the 1970 AFL-NFL merger.
- The Steelers' 74 regular-season home wins against the NFC are the most among AFC teams since the 1970 AFL-NFL merger.

MOST AFC HOME WINS VS. NFC – SINCE 1970

| RANK | TEAM | WINS |
|------|---------------------|------|
| 1. | Pittsburgh Steelers | 74 |
| 2. | Denver Broncos | 72 |
| 3. | Miami Dolphins | 68 |
| 4. | Buffalo Bills | 65 |
| 5. | Kansas City Chiefs | 64 |
| | Cincinnati Bengals | 64 |

- Pittsburgh's .728 regular-season home win percentage against the NFC is the best among AFC teams since the 1970 AFL-NFL merger (min. 75 games).

BEST AFC HOME WIN PCT. VS. NFC – SINCE 1970 (MIN. 75)

| RANK | TEAM | W | L | T | WIN PCT. |
|------|---------------------|----|----|---|----------|
| 1. | Pittsburgh Steelers | 74 | 27 | 2 | .728 |
| 2. | Denver Broncos | 72 | 34 | 0 | .679 |
| 3. | Miami Dolphins | 68 | 33 | 0 | .673 |
| 4. | Kansas City Chiefs | 64 | 32 | 1 | .667 |
| 5. | Cincinnati Bengals | 64 | 35 | 3 | .642 |
| | Buffalo Bills | 65 | 36 | 1 | .642 |

ON THE ROAD, AGAIN

- Pittsburgh owns an overall road record of 224-219-2 (.506) since the 1970 AFL-NFL merger.
- The Steelers are 215-205-2 (.512) in regular-season road games since the 1970 AFL-NFL merger.
- Pittsburgh's 215 regular-season road wins are the second-most in the NFL since the 1970 AFL-NFL merger.

MOST ROAD WINS – SINCE 1970

| RANK | TEAM | WINS |
|------|----------------------|------|
| 1. | Dallas Cowboys | 218 |
| 2. | Pittsburgh Steelers | 215 |
| 3. | San Francisco 49ers | 214 |
| 4. | New England Patriots | 210 |
| 5. | Miami Dolphins | 204 |

- Pittsburgh's .512 regular-season road win percentage is the second-best in the NFL since the 1970 AFL-NFL merger.

BEST ROAD WIN PCT. – SINCE 1970

| RANK | TEAM | W | L | T | WIN PCT. |
|------|----------------------|-----|-----|---|----------|
| 1. | Dallas Cowboys | 218 | 205 | 0 | .515 |
| 2. | Pittsburgh Steelers | 215 | 205 | 2 | .512 |
| 3. | San Francisco 49ers | 214 | 207 | 1 | .508 |
| 4. | New England Patriots | 210 | 212 | 0 | .498 |
| 5. | Miami Dolphins | 204 | 217 | 1 | .485 |

SINCE THE 1970 AFL-NFL MERGER

- Pittsburgh recorded its 500th regular-season win since the 1970 AFL-NFL merger in Week 13 of 2022 at Atlanta.
- The Steelers are 515-325-4 (.613) during the regular season since the 1970 AFL-NFL merger.
- The Steelers are the only team with at least 500 regular-season wins since the 1970 AFL-NFL merger.
- Pittsburgh's 515 wins since the 1970 AFL-NFL merger are the most in the League.

MOST WINS – SINCE 1970

| RANK | TEAM | WINS |
|------|----------------------|------|
| 1. | Pittsburgh Steelers | 515 |
| 2. | Dallas Cowboys | 496 |
| 3. | Miami Dolphins | 482 |
| 4. | New England Patriots | 479 |
| 5. | Minnesota Vikings | 472 |

- Pittsburgh's .612 win percentage since the 1970 AFL-NFL merger is the best in the League.

BEST WIN PCT. – SINCE 1970

| RANK | TEAM | W | L | T | WIN PCT. |
|------|----------------------|-----|-----|---|----------|
| 1. | Pittsburgh Steelers | 515 | 325 | 4 | .613 |
| 2. | Dallas Cowboys | 496 | 348 | 0 | .588 |
| 3. | Miami Dolphins | 482 | 360 | 2 | .572 |
| 4. | New England Patriots | 479 | 365 | 0 | .568 |
| 5. | Baltimore Ravens | 256 | 195 | 1 | .567 |

- The Steelers own the best regular-season home record in the NFL with a 300-120-2 mark (.713) since 1970.
- The Steelers are the only team with at least 300 regular-season home wins since the 1970 AFL-NFL merger.
- Pittsburgh's 300 regular-season home wins since the 1970 AFL-NFL merger are the most in the League.

MOST HOME WINS – SINCE 1970

| RANK | TEAM | WINS |
|------|---------------------|------|
| 1. | Pittsburgh Steelers | 300 |
| 2. | Denver Broncos | 281 |
| 3. | Minnesota Vikings | 279 |
| 4. | Dallas Cowboys | 278 |
| | Miami Dolphins | 278 |

- Pittsburgh's .713 regular-season home win percentage since the 1970 AFL-NFL merger is the best in the League.

BEST HOME WIN PCT. – SINCE 1970

| RANK | TEAM | W | L | T | WIN PCT. |
|------|---------------------|-----|-----|---|----------|
| 1. | Pittsburgh Steelers | 300 | 120 | 2 | .713 |
| 2. | Baltimore Ravens | 154 | 71 | 1 | .684 |
| 3. | Denver Broncos | 281 | 138 | 4 | .670 |
| 4. | Minnesota Vikings | 279 | 142 | 1 | .662 |
| 5. | Dallas Cowboys | 278 | 143 | 1 | .660 |

WINNING FREE AGENCY

- Pittsburgh has the third-best regular-season record in the NFL during the free agency era (since 1993) with a 312-185-3 (.627) mark.
- The Steelers are one of three teams (New England, 326; Green Bay, 314) with at least 300 regular-season wins since 1993.

MOST WINS – FREE AGENCY ERA

| RANK | TEAM | WINS |
|------|----------------------|------|
| 1. | New England Patriots | 326 |
| 2. | Green Bay Packers | 314 |
| 3. | Pittsburgh Steelers | 312 |
| 4. | Kansas City Chiefs | 289 |
| 5. | Dallas Cowboys | 281 |

- Pittsburgh's .627 regular-season win percentage during the free agency era (since 1993) is the third-best in the League.

BEST WIN PCT. – FREE AGENCY ERA

| RANK | TEAM | W | L | T | WIN PCT. |
|------|----------------------|-----|-----|---|----------|
| 1. | New England Patriots | 326 | 174 | 0 | .652 |
| 2. | Green Bay Packers | 314 | 184 | 2 | .630 |
| 3. | Pittsburgh Steelers | 312 | 185 | 3 | .627 |
| 4. | Kansas City Chiefs | 289 | 211 | 0 | .578 |
| 5. | Baltimore Ravens | 256 | 195 | 1 | .567 |

- Pittsburgh's 175 regular-season home wins during the free agency era (since 1993) are the third-most in the League.

MOST HOME WINS – FREE AGENCY ERA

| RANK | TEAM | WINS |
|------|----------------------|------|
| 1. | Green Bay Packers | 187 |
| 2. | New England Patriots | 178 |
| 3. | Pittsburgh Steelers | 175 |
| 4. | Kansas City Chiefs | 165 |
| 5. | Minnesota Vikings | 164 |

- Pittsburgh's .704 regular-season home win percentage during the free agency era (since 1993) is the third-best in the League.

BEST HOME RECORD – FREE AGENCY ERA

| RANK | TEAM | W | L | T | WIN PCT. |
|------|----------------------|-----|----|---|----------|
| 1. | Green Bay Packers | 187 | 60 | 2 | .755 |
| 2. | New England Patriots | 178 | 72 | 0 | .712 |
| 3. | Pittsburgh Steelers | 175 | 73 | 2 | .704 |
| 4. | Baltimore Ravens | 154 | 71 | 1 | .684 |
| 5. | Minnesota Vikings | 164 | 85 | 0 | .659 |

- Pittsburgh's 137 regular-season road wins during the free agency era (since 1993) are the second-most in the League.

MOST ROAD WINS – FREE AGENCY ERA

| RANK | TEAM | WINS |
|------|----------------------|------|
| 1. | New England Patriots | 148 |
| 2. | Pittsburgh Steelers | 137 |
| 3. | Philadelphia Eagles | 129 |
| 4. | Green Bay Packers | 127 |
| 5. | New Orleans Saints | 126 |

- Pittsburgh's .550 regular-season road win percentage during the free agency era (since 1993) is the second-best in the League.

BEST ROAD RECORD – FREE AGENCY ERA

| RANK | TEAM | W | L | T | WIN PCT. |
|------|----------------------|-----|-----|---|----------|
| 1. | New England Patriots | 148 | 102 | 0 | .592 |
| 2. | Pittsburgh Steelers | 137 | 112 | 1 | .550 |
| 3. | Philadelphia Eagles | 129 | 119 | 2 | .520 |
| 4. | Green Bay Packers | 127 | 124 | 0 | .506 |
| 5. | New Orleans Saints | 126 | 124 | 0 | .504 |

RENEGADES

- In their victory over Cleveland in Week 2 of 2023, Steelers LBs **Alex Highsmith** and **T.J. Watt** both recorded a sack and defensive TD.
- Highsmith and Watt became the first pair of teammates to each post a sack and TD in the same game since 1982, when the sack became an official statistic.
- Pittsburgh became the first team to record at least 6.0 sacks, four takeaways and two defensive TDs in the same game since New England in Week 2 of the 2019 season.

OUT OF THE BLOCKS

- Pittsburgh LB **Alex Highsmith's** interception return for TD vs. Cleveland in Week 2 of 2023 came nine seconds into the game. It was the fastest TD to open a game for the Steelers since the 1970 AFL-NFL merger.
- The previous franchise record was 12 seconds, and it came on Jan. 9, 1983 vs. San Diego (AFC Wildcard, Guy Ruff recovered a fumble on the opening kickoff).

FASTEST STEELERS OPENING TD – SINCE 1970 (REG & POST)

| DATE | PLAYER | TIME | SCORE |
|------------|------------------------------|------|------------------------|
| 09/18/2023 | Alex Highsmith vs. Cleveland | 0:11 | 30-yd Interception TD |
| 01/09/1983 | Guy Ruff vs. San Diego | 0:12 | 0-yd Fumble Return TD |
| 09/19/2010 | Antonio Brown at Tennessee | 0:14 | 89-yd Kick Return TD |
| 11/17/2002 | Hines Ward at Tennessee | 0:15 | 72-yd Passing TD |
| 12/23/2001 | Jason Gildon vs. Detroit | 0:27 | 27-yd Fumble Return TD |
| 10/28/1984 | Dwayne Woodruff vs. Atlanta | 0:33 | 65-yd Fumble Return TD |
| 12/20/2009 | Mike Wallace vs. Green Bay | 0:42 | 60-yd Passing TD |
| 11/18/2012 | Byron Leftwich vs. Baltimore | 0:43 | 31-yd Rushing TD |
| 01/02/2011 | Mike Wallace at Cleveland | 0:43 | 56-yd Passing TD |
| 09/14/2003 | Chad Scott at Kansas City | 0:48 | 26-yd Interception TD |
| 11/01/2020 | Robert Spillane at Baltimore | 0:54 | 33-yd Interception TD |
| 09/08/1996 | Rod Woodson vs. Baltimore | 0:54 | 43-yd Interception TD |

- Pittsburgh LB **Alex Highsmith** picked off Deshaun Watson on the Browns' first offensive play of the game and returned 30 yards for a TD. It marked the first interception return for TD since Week 1 of 2022 (**Minkah Fitzpatrick** at Cincinnati) and first interception return for TD by a linebacker since Week 8 of 2020 (Robert Spillane at Baltimore).
- Pittsburgh LB **Alex Highsmith** picked off Deshaun Watson on the Browns' first offensive play of the game and returned 30 yards for a TD. It marked the first interception return for TD at home since Week 12 of 2020 (Joe Haden vs. Baltimore) and first interception return for TD at home by a linebacker since Week 14 of 2010 (LaMarr Woodley vs. Cincinnati).
- Alex Highsmith** is the first Steeler to record an interception on the first play from scrimmage in a game since William Gay in 2014, who picked off the Titans' Zach Mettenberger.
- Since 1994, Highsmith and Gay are the only Steelers to do it.

DEFENSE TOOK OVER IN THE SECOND HALF IN WEEK 1

- Pittsburgh dominated Atlanta's offensive in the second half of Week 1.
- The Steelers blanked the Falcons after halftime and limited Atlanta in 51 total yards, 2.4 yards/play, one pass yard, three first downs, no third-down conversions (on five attempts) and forced two turnovers.

STEELERS DEFENSE FIRST HALF VS. SECOND HALF (WEEK 1)

| FIRST HALF | | SECOND HALF |
|-------------|------------------|-------------|
| 175 | Total Yards | 51 |
| 6.0 | Yards/Play | 2.4 |
| 136 | Pass Yards | 1 |
| 7.6 | Pass Yards/Att. | 2.4 |
| 12 | First Downs | 3 |
| 13 | Pass Completions | 3 |
| 72.2% | Completion Pct. | 37.5% |
| 89.1 | Passer Rtg. | 6.3 |
| 50.0% (2-4) | Third Down Pct. | 0.0% (0-5) |

- Pittsburgh's effort in the second half vs. Atlanta was arguably the League's best in Week 1.

LOWEST SECOND-HALF OFFENSIVE OUTPUT – WEEK 1

| CATEGORY | STEELERS (RANK) | LEADER |
|--------------------------|-----------------|---------------------|
| Total Yards Allowed | 51 (2nd) | 49 (Cleveland) |
| Yards/Play Allowed | 2.4 (2nd) | 2.2 (Chicago) |
| Pass Yards Allowed | 1 (1st) | -- |
| Pass Yards/Att. Allowed | 2.4 (2nd) | 2.1 (Cleveland) |
| First Downs Allowed | 3 (2nd) | 2 (Cleveland) |
| Pass Completions Allowed | 3 (t-1st) | -- |
| Completion Pct. | 37.5% (2nd) | 36.8% (New Orleans) |
| Passing First Downs | 2 (t-3rd) | 0 (Atlanta) |
| Passer Rtg. | 6.3 (1st) | -- |
| Third Down Pct. | 0.0% (t-1st) | -- |
| Plays of 10+ Yards | 2 (t-1st) | -- |
| Plays of 20+ Yards | 0 (t-1st) | -- |
| Offensive EPA Allowed | -15.71 (t-2nd) | -22.35 (Chicago) |
| Passing EPA Allowed | -9.59 (3rd) | -18.61 (Chicago) |
| Rushing EPA Allowed | -6.01 (3rd) | -9.62 (Miami) |

NO FIRST DOWN FOR YOU

- Since the start of the 2019 season, Pittsburgh has allowed 18.8 first downs/game, which is the fourth-fewest in the NFL over that span.

FEWEST FIRST DOWNS/GAME – SINCE 2019

| RANK | TEAM | 1ST/GAME |
|------|----------------------|----------|
| 1. | New England Patriots | 18.3 |
| 2. | San Francisco 49ers | 18.4 |
| 3. | New Orleans Saints | 18.6 |
| 4. | Pittsburgh Steelers | 18.8 |
| 5. | Buffalo Bills | 19.0 |

- Since the start of the 2019 season, Pittsburgh has allowed 5.2 yards/play, which is tied for the fifth-fewest in the NFL over that span.

FEWEST YARDS/PLAY – SINCE 2019

| RANK | TEAM | YDS/PLAY |
|------|-----------------------------|----------|
| 1. | San Francisco 49ers | 5.0 |
| | Buffalo Bills | 5.0 |
| | New England Patriots | 5.0 |
| 4. | New Orleans Saints | 5.1 |
| 5. | Pittsburgh Steelers | 5.2 |
| | Three other teams tied with | 5.2 |

KEEPING THE POINTS DOWN

- Since the start of the 2019 season, Pittsburgh has allowed 20.2 points/game, which is the fifth-fewest allowed in the NFL over that span.

FEWEST POINTS/GAME ALLOWED – SINCE 2019

| RANK | TEAM | PTS/GAME |
|------|----------------------|----------|
| 1. | Buffalo Bills | 18.7 |
| 2. | Baltimore Ravens | 19.0 |
| 3. | New England Patriots | 19.1 |
| 4. | San Francisco 49ers | 19.8 |
| 5. | Pittsburgh Steelers | 20.2 |

- The Steelers have limited six opponents to 13 points or less since the start of the 2023 season, which is tied for the second-most in the NFL over the span.

MOST GAMES 13 POINTS OR LESS ALLOWED – SINCE 2023

| RANK | TEAM | GAMES |
|------|---------------------|-------|
| 1. | Dallas Cowboys | 7 |
| 2. | Pittsburgh Steelers | 6 |
| | Baltimore Ravens | 6 |
| | San Francisco 49ers | 6 |
| | Minnesota Vikings | 6 |

- The Steelers have limited 12 opponents to 21 points or less since the start of the 2023 season, which is tied for the third-most in the NFL over the span.

MOST GAMES 21 POINTS OR LESS ALLOWED – SINCE 2023

| RANK | TEAM | GAMES |
|------|---------------------|-------|
| 1. | Kansas City Chiefs | 16 |
| 2. | Miami Dolphins | 13 |
| 3. | Pittsburgh Steelers | 12 |
| | Baltimore Ravens | 12 |
| | San Francisco 49ers | 12 |
| | Dallas Cowboys | 12 |

- Pittsburgh has limited 20 of its last 26 opponents to 21 points or less, which is tied for the second-most in the NFL since Week 12 of 2022.

MOST GAMES 21 POINTS OR LESS ALLOWED – SINCE WEEK 12 OF 2022

| RANK | TEAM | GAMES |
|------|---------------------|-------|
| 1. | Pittsburgh Steelers | 19 |
| | Kansas City Chiefs | 19 |
| 3. | San Francisco 49ers | 18 |
| 4. | Baltimore Ravens | 17 |
| | New Orleans Saints | 17 |

- Since the start of the 2019 season, the Steelers have limited 51 opponents to 21 points or less, which is the third-most in the NFL over that span.

MOST GAMES 21 POINTS OR LESS ALLOWED – SINCE 2019

| RANK | TEAM | GAMES |
|------|---------------------|-------|
| 1. | Buffalo Bills | 54 |
| 2. | Baltimore Ravens | 53 |
| 3. | Pittsburgh Steelers | 51 |
| 4. | San Francisco 49ers | 49 |
| | Kansas City Chiefs | 49 |

- Since the start of the 2019 season, Pittsburgh has limited its opponents to 24 points or less in 63 different games, which is tied for the second-most in the NFL over that span.

MOST GAMES ALLOWING 24 POINTS OR LESS – SINCE 2019

| RANK | TEAM | GAMES |
|------|---------------------------------|-------|
| 1. | Buffalo Bills | 65 |
| 2. | Pittsburgh Steelers | 63 |
| | Baltimore Ravens | 63 |
| 4. | Kansas City Chiefs | 58 |
| 5. | Three different teams tied with | 57 |

MAKE A COMPLETE STOP IN THE RED ZONE

- Since the start of the 2019 season, Pittsburgh has allowed 51.4 percent red zone efficiency, which is the third-lowest in the NFL over that span.

LOWEST OPPONENT RED ZONE EFFICIENCY – SINCE 2019

| RANK | TEAM | RZ EFF. % |
|------|----------------------|-----------|
| 1. | Denver Broncos | 49.2 |
| 2. | Baltimore Ravens | 49.8 |
| 3. | Pittsburgh Steelers | 51.4 |
| 4. | New England Patriots | 53.5 |
| 5. | Minnesota Vikings | 53.6 |

NO FLY ZONE

- Since the start of the 2019 season, Pittsburgh opponents are averaging 210.2 passing yds/game, which is the fifth-fewest allowed in the NFL over that span.

FEWEST PASSING YARDS/GAME ALLOWED – SINCE 2019

| RANK | TEAM | GAMES |
|------|----------------------|-------|
| 1. | Buffalo Bills | 199.3 |
| 2. | New England Patriots | 202.4 |
| 3. | Cleveland Browns | 204.4 |
| 4. | San Francisco 49ers | 204.5 |
| 5. | Pittsburgh Steelers | 210.2 |

- Since the start of the 2019 season, Pittsburgh is averaging an interception 3.2% per pass attempted, which is the second-best in the NFL over that span.

BEST PCT. OF INTERCEPTIONS/OPP. PASS ATTEMPTS – SINCE 2019

| RANK | TEAM | INT/ATT |
|------|----------------------|---------|
| 1. | New England Patriots | 3.4 |
| 2. | Pittsburgh Steelers | 3.2 |
| 3. | Buffalo Bills | 3.0 |
| 4. | Dallas Cowboys | 2.8 |
| 5. | San Francisco 49ers | 2.7 |

- Pittsburgh has recorded 38 interceptions since the start of the 2022 season, which is tied for the second-most in the NFL.

NFL MOST INTERCEPTIONS – SINCE 2022

| RANK | TEAM | INT |
|------|---------------------|-----|
| 1. | San Francisco 49ers | 42 |
| 2. | Pittsburgh Steelers | 38 |
| | Chicago Bears | 38 |
| 4. | Buffalo Bills | 35 |
| | Dallas Cowboys | 35 |

- Pittsburgh has recorded 89 interceptions since the start of the 2019 season, which is the second-most in the NFL over the span.

NFL MOST INTERCEPTIONS – SINCE 2019

| RANK | TEAM | INT |
|------|----------------------|-----|
| 1. | New England Patriots | 95 |
| 2. | Pittsburgh Steelers | 89 |
| 3. | Buffalo Bills | 83 |
| 4. | Dallas Cowboys | 78 |
| 5. | New Orleans Saints | 76 |

STEELERS GROUND THE PASSING GAME

- Pittsburgh has limited 40 opponents at or below a 60.0 completion percentage since the start of the 2019 season, which is the third-most in the NFL over the span.

MOST GAMES 60.0 OR LESS OPPONENT COMPLETION PCT. – SINCE 2019

| RANK | TEAM | GAMES |
|------|----------------------|-------|
| 1. | New Orleans Saints | 42 |
| | Cleveland Browns | 42 |
| 3. | Pittsburgh Steelers | 40 |
| 4. | Dallas Cowboys | 35 |
| 5. | New England Patriots | 33 |

- The Steelers have held 38 opponents under 200 passing yards since the start of the 2019 season, which is the sixth-most in the NFL over the span.

MOST GAMES 200 OR LESS PASSING YARDS ALLOWED – SINCE 2019

| RANK | TEAM | GAMES |
|------|----------------------|-------|
| 1. | Buffalo Bills | 47 |
| 2. | San Francisco 49ers | 44 |
| 3. | New England Patriots | 42 |
| | Carolina Panthers | 42 |
| 5. | Cleveland Browns | 39 |
| 6. | Pittsburgh Steelers | 38 |

- Pittsburgh has held 76 opponents under 300 passing yards since the start of the 2019 season, which is tied for the second-most in the NFL over the span.

MOST GAMES 300 OR LESS PASSING YARDS ALLOWED – SINCE 2019

| RANK | TEAM | GAMES |
|------|---------------------------------|-------|
| 1. | New Orleans Saints | 77 |
| 2. | Pittsburgh Steelers | 76 |
| | Green Bay Packers | 76 |
| | Cleveland Browns | 76 |
| 5. | Three different teams tied with | 74 |

- Pittsburgh has allowed 300 or more passing yards in a game just eight times since the start of the 2019 season, which is tied for the second-fewest in the NFL over the span.

FEWEST 300-YARD+ PASSING YARDS ALLOWED – SINCE 2019

| RANK | TEAM | GAMES |
|------|---------------------|-------|
| 1. | New Orleans Saints | 7 |
| 2. | Pittsburgh Steelers | 8 |
| | Green Bay Packers | 8 |
| | Cleveland Browns | 8 |
| 5. | San Francisco 49ers | 9 |

LIVING IN THE BACKFIELD

- Since the start of the 2019 season, Pittsburgh has registered 441 tackles for loss, which is the third-most in the NFL over that span.

MOST TACKLES FOR LOSS – SINCE 2019

| RANK | TEAM | TFL |
|------|----------------------|-----|
| 1. | Buffalo Bills | 444 |
| 2. | Tampa Bay Buccaneers | 442 |
| 3. | Pittsburgh Steelers | 441 |
| 4. | Arizona Cardinals | 423 |
| 5. | N.Y. Jets | 420 |

- Since the start of the 2019 season, Pittsburgh has registered six or more tackles for loss in 35 games, which is the second-most in the NFL over that span.

MOST GAMES WITH 6+ TACKLES FOR LOSS – SINCE 2019

| RANK | TEAM | GAMES |
|------|----------------------|-------|
| 1. | Tampa Bay Buccaneers | 38 |
| 2. | Pittsburgh Steelers | 35 |
| 3. | N.Y. Jets | 33 |
| | Seattle Seahawks | 33 |
| 5. | Buffalo Bills | 32 |
| | San Francisco 49ers | 32 |

STACKING UP SACKS

- The Steelers have registered a sack in 121 of their last 127 games, dating back to Nov. 6, 2016 at Baltimore (LB **T.J. Watt** did not play in four of those games without a sack).
- Pittsburgh has recorded a sack in 251 of **Mike Tomlin's** 276 career games as head coach.
- The Steelers have registered at least 1.0 sack in 78 games since the start of the 2019 season, which is tied for the second-most in the NFL over the span.

MOST GAMES WITH 1.0 SACK – SINCE 2019

| RANK | TEAM | GAMES |
|------|----------------------|-------|
| 1. | Tampa Bay Buccaneers | 81 |
| 2. | Pittsburgh Steelers | 78 |
| | New Orleans Saints | 78 |
| | Dallas Cowboys | 78 |
| | Miami Dolphins | 78 |

- The Steelers have registered at least 2.0 sacks in 66 games since the start of the 2019 season, which is the second-most in the NFL over the span.

MOST GAMES WITH 2.0 SACKS – SINCE 2019

| RANK | TEAM | GAMES |
|------|----------------------|-------|
| 1. | L.A. Rams | 67 |
| 2. | Pittsburgh Steelers | 66 |
| 3. | San Francisco 49ers | 64 |
| | Tampa Bay Buccaneers | 64 |
| 5. | New Orleans Saints | 62 |
| | Cleveland Browns | 62 |

- The Steelers have registered at least 3.0 sacks in 47 games since the start of the 2019 season, which is the most in the NFL over the span.

MOST GAMES WITH 3.0 SACKS – SINCE 2019

| RANK | TEAM | GAMES |
|------|-----------------------|-------|
| 1. | Pittsburgh Steelers | 47 |
| 2. | Tampa Bay Buccaneers | 44 |
| | L.A. Rams | 44 |
| 4. | Kansas City Chiefs | 42 |
| 5. | Washington Commanders | 41 |
| | New Orleans Saints | 41 |

- Pittsburgh has recorded at least 4.0 sacks in 32 games since the start of the 2019, which is the most in the NFL over the span.

MOST GAMES WITH 4.0 SACKS – SINCE 2019

| RANK | TEAM | GAMES |
|------|----------------------|-------|
| 1. | Pittsburgh Steelers | 32 |
| 2. | Tampa Bay Buccaneers | 25 |
| | Kansas City Chiefs | 25 |
| 4. | Philadelphia Eagles | 24 |
| | Indianapolis Colts | 24 |

- The Steelers have registered 5.0 or more sacks in 15 games since the start of the 2019 season, which is tied for the second-most in the NFL over the span.

MOST GAMES WITH 5.0 SACKS – SINCE 2019

| RANK | TEAM | GAMES |
|------|----------------------|-------|
| 1. | Philadelphia Eagles | 16 |
| 2. | Pittsburgh Steelers | 15 |
| | Tampa Bay Buccaneers | 15 |
| 4. | L.A. Rams | 14 |
| | Dallas Cowboys | 14 |

- Pittsburgh has recorded 6.0 or more team sacks 62 times since sacks became an official statistic in 1982. In those 62 games, the Steelers have a 51-10-1 (.831) record and has outscored its opponents 1,541-826.

RECORD WHEN RECORDING 6.0+ SACKS

| DATE | OPPONENT | SACKS | RESULT |
|------------|--------------------------|-------|----------|
| 09/18/2023 | vs. Cleveland Browns | 6.0 | W, 26-22 |
| 01/08/2023 | vs. Cleveland Browns | 7.0 | W, 28-14 |
| 09/11/2022 | at Cincinnati Bengals | 7.0 | W, 23-20 |
| 01/03/2022 | vs. Cleveland Browns | 9.0 | W, 26-14 |
| 12/05/2021 | vs. Baltimore Ravens | 7.0 | W, 20-19 |
| 09/20/2020 | vs. Denver Broncos | 7.0 | W, 26-21 |
| 09/30/2019 | vs. Cincinnati Bengals | 8.0 | W, 27-3 |
| 11/18/2018 | at Jacksonville Jaguars | 6.0 | W, 20-16 |
| 10/07/2018 | vs. Atlanta Falcons | 6.0 | W, 41-17 |
| 09/09/2018 | at Cleveland Browns | 7.0 | T, 21-21 |
| 12/31/2017 | vs. Cleveland Browns | 6.0 | W, 28-24 |
| 12/25/2017 | at Houston Texans | 7.0 | W, 34-6 |
| 09/10/2017 | at Cleveland Browns | 7.0 | W, 21-18 |
| 11/20/2016 | at Cleveland Browns | 8.0 | W, 24-9 |
| 01/03/2016 | at Cleveland Browns | 7.0 | W, 28-12 |
| 11/15/2015 | vs. Cleveland Browns | 6.0 | W, 30-9 |
| 12/21/2014 | vs. Kansas City Chiefs | 6.0 | W, 20-12 |
| 12/23/2012 | vs. Cincinnati Bengals | 6.0 | L, 10-13 |
| 11/21/2010 | vs. Oakland Raiders | 6.0 | W, 35-3 |
| 10/17/2010 | vs. Cleveland Browns | 6.0 | W, 28-10 |
| 10/11/2009 | at Detroit Lions | 7.0 | W, 28-20 |
| 11/03/2008 | at Washington Redskins | 7.0 | W, 23-6 |
| 10/19/2008 | at Cincinnati Bengals | 7.0 | W, 38-10 |
| 11/05/2007 | vs. Baltimore Ravens | 6.0 | W, 38-7 |
| 09/09/2007 | at Cleveland Browns | 6.0 | W, 34-7 |
| 10/29/2006 | at Oakland Raiders | 6.0 | L, 13-20 |
| 09/24/2006 | vs. Cincinnati Bengals | 6.0 | L, 20-28 |
| 12/24/2005 | at Cleveland Browns | 8.0 | W, 41-0 |
| 09/18/2005 | at Houston Texans | 8.0 | W, 27-7 |
| 12/23/2002 | at Tampa Bay Buccaneers | 6.0 | W, 17-7 |
| 12/15/2002 | vs. Carolina Panthers | 6.0 | W, 30-14 |
| 12/23/2001 | vs. Detroit Lions | 6.0 | W, 47-14 |
| 11/11/2001 | at Cleveland Browns | 7.0 | W, 15-12 |
| 10/21/2001 | at Tampa Bay Buccaneers | 10.0 | W, 17-10 |
| 12/24/2000 | at San Diego Chargers | 6.0 | W, 34-21 |
| 10/01/2000 | at Jacksonville Jaguars | 7.0 | W, 24-13 |
| 11/14/1999 | vs. Cleveland Browns | 6.0 | L, 15-16 |
| 10/25/1999 | vs. Atlanta Falcons | 7.0 | W, 13-9 |
| 10/18/1998 | vs. Baltimore Ravens | 7.0 | W, 16-6 |
| 11/30/1997 | at Arizona Cardinals | 10.0 | W, 26-20 |
| 09/28/1997 | vs. Houston Oilers | 7.0 | W, 37-24 |
| 11/17/1996 | vs. Jacksonville Jaguars | 6.0 | W, 28-3 |
| 11/03/1996 | vs. St. Louis Rams | 6.0 | W, 42-6 |
| 10/13/1996 | vs. Cincinnati Bengals | 10.0 | W, 20-10 |
| 12/03/1995 | vs. Houston Oilers | 6.0 | W, 21-7 |
| 10/29/1995 | vs. Jacksonville Jaguars | 7.0 | W, 24-7 |
| 11/14/1994 | vs. Buffalo Bills | 7.0 | W, 23-10 |
| 11/06/1994 | at Houston Oilers | 6.0 | W, 12-9 |
| 10/03/1994 | vs. Houston Oilers | 6.0 | W, 30-14 |
| 11/29/1992 | at Cincinnati Bengals | 10.0 | W, 21-9 |
| 09/09/1990 | at Cleveland Browns | 7.0 | L, 3-13 |
| 09/28/1986 | at Houston Oilers | 6.0 | W, 22-16 |
| 10/20/1985 | vs. St. Louis Cardinals | 6.0 | W, 23-10 |
| 09/16/1985 | at Cleveland Browns | 6.0 | L, 7-17 |
| 11/19/1984 | at New Orleans Saints | 6.0 | L, 24-27 |
| 10/21/1984 | at Indianapolis Colts | 6.0 | L, 16-17 |
| 10/01/1984 | vs. Cincinnati Bengals | 6.0 | W, 38-17 |
| 10/10/1983 | at Cincinnati Bengals | 9.0 | W, 24-14 |
| 09/18/1983 | at Houston Oilers | 6.0 | W, 40-28 |
| 09/04/1983 | vs. Denver Broncos | 7.0 | L, 10-14 |
| 12/19/1982 | at Cleveland Browns | 6.0 | L, 9-10 |
| 12/05/1982 | vs. Kansas City Chiefs | 8.0 | W, 35-14 |

- The Steelers have registered 6.0 or more sacks in seven games since the start of the 2019 season, which is tied for the third-most in the NFL over the span.

MOST GAMES WITH 6.0 SACKS – SINCE 2019

| RANK | TEAM | GAMES |
|------|----------------------|-------|
| 1. | Philadelphia Eagles | 11 |
| 2. | New Orleans Saints | 8 |
| 3. | Pittsburgh Steelers | 7 |
| | Buffalo Bills | 7 |
| | Tampa Bay Buccaneers | 7 |
| | L.A. Rams | 7 |

- The Steelers have registered 7.0 or more sacks in six games since the start of the 2019 season, which is the most in the NFL over the span.

MOST GAMES WITH 7.0 SACKS – SINCE 2019

| RANK | TEAM | GAMES |
|------|-----------------------|-------|
| 1. | Pittsburgh Steelers | 6 |
| 2. | Philadelphia Eagles | 5 |
| 3. | Buffalo Bills | 4 |
| | New Orleans Saints | 4 |
| | Washington Commanders | 4 |

- Pittsburgh has registered 8.0 or more sacks in two games since the start of the 2019 season, which is tied for the second-most in the NFL over the span.

MOST GAMES WITH 8.0 SACKS – SINCE 2019

| RANK | TEAM | GAMES |
|------|----------------------------|-------|
| 1. | Philadelphia Eagles | 3 |
| 2. | Pittsburgh Steelers | 2 |
| | Five other teams tied with | 2 |

BLITZBURGH

- The Steelers have recorded 50 or more sacks in five of the last seven seasons. In 2021, Pittsburgh became the first team in the NFL to record 50 or more sacks in five consecutive seasons since Washington, Chicago and Dallas (1983-87).
- The Steelers have eclipsed the 50-sack plateau 11 times since sacks became an official statistic in 1982.

NFL MOST 50-SACK SEASONS – SINCE 1982

| RANK | TEAM | SEASONS |
|------|---------------------|---------|
| 1. | Pittsburgh Steelers | 11 |
| | Philadelphia Eagles | 11 |
| 3. | L.A. Rams | 10 |
| 4. | New Orleans Saints | 9 |
| 5. | Kansas City Chiefs | 8 |

- Pittsburgh has led the League in sacks in five of the previous seven seasons, including five straight seasons (2017-21). The Steelers were the first team in NFL history to lead the NFL in sacks in five straight seasons.
- Since the start of the 2019 season, Pittsburgh is averaging a sack 9.3% of the time, which is best in the NFL over that span.

BEST PCT. OF SACKS/OPPONENT PASS ATTEMPTS – SINCE 2019

| RANK | TEAM | SK/ATT |
|------|---------------------|--------|
| 1. | Pittsburgh Steelers | 9.3 |
| 2. | Philadelphia Eagles | 8.0 |
| 3. | L.A. Rams | 8.0 |
| 4. | New Orleans Saints | 7.9 |
| | Buffalo Bills | 7.9 |

- The Steelers rank in the top three in sacks dating back to the start of every season since 1982 (except 2021, 2022 and 2023).

MOST SACKS DATING BACK

| YEAR | SACKS | NFL RANK | SECOND IN NFL |
|------|-------|----------|---------------------------|
| 2023 | 49 | t-10th | Baltimore, 62 (1st) |
| 2022 | 89 | 14th | Philadelphia, 115 (1st) |
| 2021 | 144 | t-2nd | Dallas/Miami, 147 (1st) |
| 2020 | 200 | 1st | Philadelphia, 193 |
| 2019 | 254 | 1st | Tampa Bay, 237 |
| 2018 | 306 | 1st | Philadelphia, 280 |
| 2017 | 362 | 1st | L.A. Rams, 323 |
| 2016 | 400 | 1st | L.A. Rams, 354 |
| 2015 | 448 | 1st | L.A. Rams, 395 |
| 2014 | 481 | 1st | Philadelphia, 438 |
| 2013 | 515 | 1st | L.A. Rams, 488 |
| 2012 | 552 | 1st | L.A. Rams, 540 |
| 2011 | 587 | 1st | L.A. Rams, 579 |
| 2010 | 635 | 1st | L.A. Rams, 622 |
| 2009 | 682 | 1st | L.A. Rams, 647 |
| 2008 | 733 | 1st | Philadelphia, 687 |
| 2007 | 769 | 1st | Philadelphia, 723 |
| 2006 | 808 | 1st | Philadelphia, 763 |
| 2005 | 855 | 1st | Philadelphia, 792 |
| 2004 | 896 | 1st | Philadelphia, 839 |
| 2003 | 931 | 1st | Philadelphia, 877 |
| 2002 | 981 | 1st | Philadelphia, 933 |
| 2001 | 1,036 | 1st | Philadelphia, 978 |
| 2000 | 1,075 | 1st | Philadelphia, 1,028 |
| 1999 | 1,114 | 1st | Philadelphia, 1,065 |
| 1998 | 1,153 | 1st | Philadelphia, 1,105 |
| 1997 | 1,203 | 1st | Philadelphia, 1,150 |
| 1996 | 1,254 | 1st | Philadelphia, 1,190 |
| 1995 | 1,296 | 1st | Philadelphia, 1,238 |
| 1994 | 1,351 | 1st | Philadelphia, 1,280 |
| 1993 | 1,393 | 1st | Philadelphia, 1,316 |
| 1992 | 1,429 | 1st | Philadelphia, 1,371 |
| 1991 | 1,467 | 1st | Philadelphia, 1,426 |
| 1990 | 1,501 | 1st | Philadelphia, 1,471 |
| 1989 | 1,532 | 2nd | Philadelphia, 1,533 (1st) |
| 1988 | 1,551 | 2nd | Philadelphia, 1,575 (1st) |
| 1987 | 1,577 | 2nd | Philadelphia, 1,632 (1st) |
| 1986 | 1,620 | 2nd | Philadelphia, 1,685 (1st) |
| 1985 | 1,656 | 2nd | Philadelphia, 1,738 (1st) |
| 1984 | 1,703 | 2nd | Philadelphia, 1,798 (1st) |
| 1983 | 1,753 | 2nd | Philadelphia, 1,834 (1st) |
| 1982 | 1,787 | 2nd | Philadelphia, 1,864 (1st) |

- Pittsburgh has registered 34 strip sacks since the start of the 2019 season, which is tied for the fourth-most in the NFL over the span.

MOST STRIP SACKS – SINCE 2019

| RANK | TEAM | STRIP SACKS |
|------|----------------------|-------------|
| 1. | Tampa Bay Buccaneers | 42 |
| 2. | Baltimore Ravens | 36 |
| 3. | Arizona Cardinals | 35 |
| 4. | Pittsburgh Steelers | 34 |
| | Philadelphia Eagles | 34 |

STEELERS TAKEAWAYS

- Pittsburgh has registered 140 takeaways since the start of the 2019 season, which is the most in the NFL over the span.

NFL MOST TAKEAWAYS – SINCE 2019

| RANK | TEAM | TAKEAWAYS |
|------|----------------------|-----------|
| 1. | Pittsburgh Steelers | 140 |
| 2. | New England Patriots | 138 |
| 3. | Buffalo Bills | 137 |
| 4. | Dallas Cowboys | 134 |
| 5. | Tampa Bay Buccaneers | 127 |

- The Steelers have forced a turnover in 66 games since the start of the 2019 season, which is tied for the sixth-most in the NFL over the span.

NFL MOST GAMES WITH AT LEAST ONE TAKEAWAY – SINCE 2019

| RANK | TEAM | GAMES |
|------|----------------------|-------|
| 1. | New England Patriots | 69 |
| 2. | Tampa Bay Buccaneers | 68 |
| | Minnesota Vikings | 68 |
| | Baltimore Ravens | 68 |
| 5. | Indianapolis Colts | 67 |
| 6. | Pittsburgh Steelers | 66 |
| | Buffalo Bills | 66 |

- The Steelers have forced multiple turnovers in 45 games since the start of the 2019 season, which leads the NFL over the span.

NFL MOST GAMES WITH MULTIPLE TAKEAWAYS – SINCE 2019

| RANK | TEAM | GAMES |
|------|----------------------|-------|
| 1. | Pittsburgh Steelers | 45 |
| 2. | Indianapolis Colts | 41 |
| 3. | Buffalo Bills | 40 |
| | Dallas Cowboys | 40 |
| 5. | New England Patriots | 39 |

- Pittsburgh has forced three or more turnovers in 19 games since the start of the 2019 season, which is tied for the second-most in the NFL over the span.

MOST GAMES WITH THREE TAKEAWAYS – SINCE 2019

| RANK | TEAM | GAMES |
|------|----------------------|-------|
| 1. | Dallas Cowboys | 21 |
| 2. | Pittsburgh Steelers | 19 |
| | New Orleans Saints | 19 |
| 4. | New England Patriots | 18 |
| 5. | Buffalo Bills | 16 |
| | Miami Dolphins | 16 |

- Pittsburgh has forced four or more turnovers in eight games since the start of the 2019 season, which is the fifth-most in the NFL over the span.

MOST GAMES WITH FOUR TAKEAWAYS – SINCE 2019

| RANK | TEAM | GAMES |
|------|----------------------|-------|
| 1. | Dallas Cowboys | 11 |
| | Buffalo Bills | 11 |
| 3. | New England Patriots | 9 |
| | San Francisco 49ers | 9 |
| 5. | Pittsburgh Steelers | 8 |

- Pittsburgh has registered 407 points off turnovers since the start of the 2019 season, which is the sixth-most in the NFL over the span.

NFL MOST POINTS OFF TURNOVERS – SINCE 2019

| RANK | TEAM | PTS OFF TO |
|------|----------------------|------------|
| 1. | Dallas Cowboys | 466 |
| 2. | Tampa Bay Buccaneers | 455 |
| 3. | Baltimore Ravens | 444 |
| 4. | New England Patriots | 435 |
| | Green Bay Packers | 435 |
| 6. | Pittsburgh Steelers | 407 |

PITTSBURGH 311

- The Steelers have held 37 opponents to 311 total yards or less since the start of the 2019 season, which is tied for the sixth-most in the NFL over the span.

MOST GAMES OF 311 YARDS ALLOWED OR LESS – SINCE 2019

| RANK | TEAM | GAMES |
|------|----------------------|-------|
| 1. | San Francisco 49ers | 49 |
| 2. | Buffalo Bills | 46 |
| 3. | Baltimore Ravens | 40 |
| | New England Patriots | 40 |
| 5. | Cleveland Browns | 39 |
| 6. | Pittsburgh Steelers | 38 |

THREE OF A KIND

- Since 2020, only one team has had three players with at least 26.5 sacks, 59 quarterback hits and 40 tackles for loss. Pittsburgh's **T.J. Watt**, **Cameron Heyward** and **Alex Highsmith** each meet the criteria above.

THREE TEAMMATES WITH 26.5 SACKS, 59 QBH, 40 TFL – SINCE 2020

| TEAM | NAME | SACKS | QBH | TFL |
|---------------------|-----------------|-------|-----|-----|
| Pittsburgh Steelers | T.J. Watt | 63.0 | 131 | 73 |
| | Cameron Heyward | 26.5 | 61 | 42 |
| | Alex Highsmith | 29.5 | 59 | 40 |

HEYWARD, WATT DYNAMIC DUO

- LB **T.J. Watt** and DT **Cameron Heyward** have registered 97.5 and 80.5 career sacks, respectively. Heyward will likely surpass James Harrison's previous franchise record of 80.5 sacks (Watt did in Week 2 of 2023 vs. Cleveland).
- Watt (97.5) and Heyward (80.5) have combined for 178.0 sacks, 13 Pro Bowl selections, seven All-Pro nods, 375 QB hits, 227 tackles for loss, 35 forced fumbles, 27 takeaways, 24 strip sacks, 18 fumble recoveries and nine interceptions.
- With Watt and Heyward both staring down opposing offenses in 2024, the Steelers defense features the most accomplished pass-rushing duo in the NFL.

WATT, HEYWARD HALL OF FAME TANDEM

| STATISTIC | TOTAL |
|------------------------|-------|
| Total Seasons Played | 20 |
| Pro Bowls | 13 |
| All-Pro Selections | 7 |
| Games Played | 300 |
| Sacks | 178.0 |
| Quarterback Hits | 375 |
| Tackles For Loss | 227 |
| Forced Fumbles | 35 |
| Takeaways | 27 |
| Strip Sacks | 24 |
| Fumble Recoveries | 18 |
| Interceptions | 9 |
| Seasons of 12.0+ Sacks | 6 |
| Seasons of 10.0+ Sacks | 8 |

- Watt has 97.5 sacks in his career, while Heyward has 80.5 sacks. The Steelers became the first team to feature multiple players with 80.0+ career sacks since the Arizona Cardinals (J.J. Watt/Chandler Jones) in 2021.
- Heyward and Watt are the only current set of teammates in the NFL with 75.0+ career sacks.

TEAMS FEATURING MULTIPLE PLAYERS WITH 75+ CAREER SACKS

| TEAM | NAME | SACKS |
|---------------------|-----------------|-------|
| Pittsburgh Steelers | Cameron Heyward | 80.5 |
| | T.J. Watt | 96.5 |

STEELERS DEFENSE NO STRANGER TO ENDZONE

- Pittsburgh recorded multiple defensive TDs in Week 2 of 2023 vs. Cleveland, which was the first time since Week 14 of 2010 (vs. Cincinnati) when LaMarr Woodley (14 yards) and Troy Polamalu (45 yards) had interception returns for TD.
- The Steelers have had multiple defensive TDs in a game three times since 2000.

STEELERS GAME WITH MULTIPLE DEFENSIVE SCORES – SINCE 2000

| DATE | DEFENSIVE SCORE | OPP. | RESULT |
|------------|----------------------------|---------|----------|
| 09/18/2023 | T.J. Watt 16-yard FR | vs. CLE | W, 26-22 |
| 09/18/2023 | Alex Highsmith 30-yard INT | vs. CLE | W, 26-22 |
| 12/12/2010 | LaMarr Woodley 14-yard INT | vs. CIN | W, 23-7 |
| 12/12/2010 | Troy Polamalu 45-yard INT | vs. CIN | W, 23-7 |
| 10/25/2009 | LaMarr Woodley 77-yard FR | vs. MIN | W, 27-17 |
| 10/25/2009 | Keyaron Fox 82-yard INT | vs. MIN | W, 27-17 |

- Below is a look at Pittsburgh's most recent defensive scores. The Steelers are 58-5 (.921) when producing a defensive score. Pittsburgh is 49-4 (.925) when scoring a defensive TD and 9-1 (.900) when recording a safety.

STEELERS DEFENSIVE SCORES – SINCE 2000

| DATE | DEFENSIVE SCORE | OPP. | RESULT |
|------------|----------------------------------|---------|---------------|
| 09/18/2023 | T.J. Watt 16-yard FR | vs. CLE | W, 26-22 |
| 09/18/2023 | Alex Highsmith 30-yard INT | vs. CLE | W, 26-22 |
| 09/11/2022 | Minkah Fitzpatrick 31-yard INT | at CIN | W, 23-20 (ot) |
| 12/02/2020 | Joe Haden 14-yard INT | vs. BLT | W, 19-14 |
| 11/01/2020 | Robert Spillane 33-yard INT | at BLT | W, 28-24 |
| 10/18/2020 | Minkah Fitzpatrick 33-yard INT | vs. CLE | W, 38-7 |
| 09/20/2020 | Derek Watt safety (Sam Martin) | vs. DEN | W, 26-21 |
| 11/10/2019 | Minkah Fitzpatrick 43-yard FR | vs. LAR | W, 17-12 |
| 11/03/2019 | Minkah Fitzpatrick 96-yard INT | vs. IND | W, 26-24 |
| 10/13/2019 | Devin Bush 9-yard FR | at LAC | W, 24-17 |
| 11/08/2018 | Vince Williams 17-yard INT | vs. CAR | W, 52-21 |
| 10/28/2018 | Team safety | vs. CLE | W, 33-18 |
| 10/07/2018 | L.J. Fort 0-yard FR | vs. ATL | W, 41-17 |
| 09/24/2018 | Bud Dupree 10-yard INT | at TB | W, 30-27 |
| 09/16/2018 | Artie Burns safety (Kareem Hunt) | vs. KC | L, 42-37 |
| 10/15/2017 | Team safety | at KC | W, 19-13 |
| 12/04/2016 | Team safety | vs. NYG | W, 24-14 |
| 11/20/2016 | Javon Hargrave 0-yard FR | at CLE | W, 24-9 |
| 12/13/2015 | William Gay 23-yard INT | at CIN | W, 33-20 |
| 10/12/2015 | Valentino Blake 70-yard INT | at SD | W, 24-20 |
| 12/14/2014 | William Gay 52-yard INT | at ATL | W, 27-20 |
| 11/17/2014 | William Gay 28-yard INT | at TEN | W, 27-24 |
| 10/26/2014 | Team safety | vs. IND | W, 51-34 |
| 10/26/2014 | William Gay 33-yard INT | vs. IND | W, 51-34 |
| 10/05/2014 | Brice McCain 22-yard INT | at JAX | W, 17-9 |
| 09/21/2014 | Robert Golden 0-yard FR | at CAR | W, 37-19 |
| 12/22/2013 | Cortez Allen 40-yard INT | at GB | W, 38-31 |

| DATE | DEFENSIVE SCORE | OPP. | RESULT |
|------------|---------------------------------------|---------|---------------|
| 12/08/2013 | Troy Polamalu 19-yard INT | vs. MIA | L, 34-28 |
| 11/24/2013 | William Gay 21-yard INT | at CLE | W, 27-11 |
| 11/25/2012 | Lawrence Timmons 53-yard INT | at CLE | L, 20-14 |
| 10/23/2011 | Team safety | at ATL | W, 32-20 |
| 09/25/2011 | Troy Polamalu 16-yard FR | at IND | W, 23-20 |
| 12/12/2010 | LaMarr Woodley 14-yard INT | vs. CIN | W, 23-7 |
| 12/12/2010 | Troy Polamalu 45-yard INT | vs. CIN | W, 23-7 |
| 09/26/2010 | Brett Keisel 79-yard INT | at TB | W, 38-13 |
| 11/09/2009 | Robert Ayers Jr. 54-yard FR | at DEN | W, 28-10 |
| 10/25/2009 | LaMarr Woodley 77-yard FR | vs. MIN | W, 27-17 |
| 10/25/2009 | Keyaron Fox 82-yard INT | vs. MIN | W, 27-17 |
| 12/28/2008 | Tyrone Carter 32-yard INT | vs. CLE | W, 31-0 |
| 12/07/2008 | Deshea Townsend 25-yard INT | vs. DAL | W, 20-13 |
| 11/16/2008 | James Harrison safety (Philip Rivers) | vs. SD | W, 11-10 |
| 09/29/2008 | LaMarr Woodley 7-yard FR | vs. BLT | W, 23-20 (ot) |
| 12/20/2007 | Ike Taylor 51-yard INT | at STL | W, 41-24 |
| 09/23/2007 | Bryant McFadden 50-yard INT | vs. SF | W, 37-16 |
| 10/15/2006 | Rian Wallace 30-yard INT | vs. KC | W, 45-7 |
| 09/07/2006 | Joey Porter 42-yard INT | vs. MIA | W, 28-17 |
| 12/18/2005 | Larry Foote safety (Michael Bennett) | at MIN | W, 18-3 |
| 11/06/2005 | Troy Polamalu 77-yard FR | at GB | W, 20-10 |
| 01/02/2005 | James Harrison 18-yard FR | at BUF | W, 29-24 |
| 11/21/2004 | James Farrior 14-yard INT | at CIN | W, 19-14 |
| 11/14/2004 | Russell Stuvaints 24-yard FR | at CLE | W, 24-10 |
| 10/31/2004 | Deshea Townsend 39-yard INT | vs. NE | W, 34-20 |
| 10/30/2004 | Troy Polamalu 26-yard INT | vs. CIN | W, 28-17 |
| 12/21/2003 | Deshea Townsend 25-yard INT | vs. SD | W, 40-24 |
| 09/14/2003 | Chad Scott 26-yard INT | at KC | L, 41-20 |
| 12/23/2002 | Chad Scott 30-yard INT | at TB | W, 17-7 |
| 01/06/2002 | Troy Edwards 32-yard FR | vs. CLE | W, 28-7 |
| 12/23/2001 | Jason Gildon 27-yard FR | vs. DET | W, 47-14 |
| 11/25/2001 | Chad Scott 45-yard INT | at TEN | W, 34-24 |
| 10/14/2001 | Chad Scott 61-yard INT | at KC | W, 20-17 |
| 09/30/2001 | Dewayne Washington 63-yard FR | at BUF | W, 20-3 |
| 11/26/2000 | Jason Gildon 22-yard FR | at CIN | W, 48-28 |
| 11/12/2000 | Joey Porter 32-yard FR | vs. PHI | L, 26-23 (ot) |
| 10/15/2000 | Joey Porter safety (Scott Mitchell) | vs. CIN | W, 15-0 |

TAKE DOWN FOR WATT

- LB **T.J. Watt** is the first player since 1982, when the individual sack became an official statistic, to lead the League in sacks three times (2020, 2021 and 2023).
- Watt surpassed his brother J.J. Watt, Reggie White, DeMarcus Ware, Michael Strahan, Kevin Greene, Mark Gastineau and Jared Allen, who each led the League in sack twice.
- Watt is off to a record-setting pace for sacks to open his NFL career. He has averaged 0.93 sacks/game since entering the League back in 2017, which is the best in NFL history (min. 100 games started).

SACKS PER GAME LEADERS – SINCE 1982 (MIN. 100 GAMES STARTED)

| RANK | PLAYER | SACKS/GM |
|------|-----------------|----------|
| 1. | T.J. Watt | 0.93 |
| 2. | Reggie White | 0.85 |
| 3. | Lawrence Taylor | 0.79 |
| 4. | DeMarcus Ware | 0.78 |
| 5. | Dexter Manley | 0.77 |

- Watt's 97.5 career sacks are the seventh-most by a player in his first eight seasons in the NFL since 1982, when the individual sack became an official statistic.

MOST SACKS IN FIRST EIGHT SEASONS – SINCE 1982

| RANK | PLAYER, YEARS | SACKS |
|------|-------------------------|-------|
| 1. | Reggie White, 1985-91 | 124.0 |
| 2. | DeMarcus Ware, 2005-11 | 111.0 |
| 3. | Jared Allen, 2004-11 | 105.0 |
| 4. | Aaron Donald, 2014-21 | 98.0 |
| | Derrick Thomas, 1989-96 | 98.0 |
| | Von Miller, 2011-18 | 98.0 |
| 7. | T.J. Watt, 2017-24 | 97.5 |
| 8. | Chandler Jones, 2012-19 | 96.0 |
| 9. | Richard Dent, 1983-90 | 93.0 |
| 10. | Simeon Rice, 1996-2003 | 92.5 |

- Watt has steadily climbed the chart for most sacks following each season of his career.

NFL SACK LEADERS – BY YEARS IN THE LEAGUE

| SACKS | T.J. WATT (RANK) | LEADER |
|-----------|------------------|----------------------|
| 1 Season | 7.0 (t-77th) | Jevon Kearse (14.5) |
| 2 Seasons | 20.0 (t-21st) | Aldon Smith (33.5) |
| 3 Seasons | 34.5 (t-11th) | Reggie White (52.0) |
| 4 Seasons | 49.5 (6th) | Reggie White (70.0) |
| 5 Seasons | 72.0 (3rd) | Reggie White (81.0) |
| 6 Seasons | 77.5 (3rd) | Reggie White (95.0) |
| 7 Seasons | 96.5 (3rd) | Reggie White (110.0) |
| 8 Seasons | 97.5 (7th) | Reggie White (124.0) |

- Watt has recorded at least two quarterback hits, two tackles for loss and 2.0 sacks in 15 different games since the start of the 2017 season, which is tied for the most in the League over the span.

MOST GAMES WITH 2+ QBH, 2+ TFL, 2.0+ SACKS – SINCE 2017

| RANK | PLAYER, TEAM | GAMES |
|------|------------------------------------|-------|
| 1. | T.J. Watt, Pittsburgh Steelers | 15 |
| | Cameron Jordan, New Orleans Saints | 15 |
| | Aaron Donald, L.A. Rams | 15 |
| 4. | Three players tied with | 11 |

- Watt became the fourth player since 1982, when the individual sack became an official statistic, to record at least 2.0 sacks in 22 or more games in his first seven seasons in the NFL, joining Pro Football Hall of Famers Reggie White (30 games), Simeon Rice (23), Richard Dent (23) and Jared Allen (22).
- Watt has recorded at least 2.0 sacks in 22 different games since the start of the 2017 season, which is the most in the League over the span.

MOST 2.0+ SACK GAMES – SINCE 2017

| RANK | PLAYER, TEAM | GAMES |
|------|------------------------------------|-------|
| 1. | T.J. Watt, Pittsburgh Steelers | 22 |
| 2. | Cameron Jordan, New Orleans Saints | 17 |
| | Myles Garrett, Cleveland Browns | 17 |
| | Aaron Donald, L.A. Rams | 17 |
| 5. | Three players tied with | 14 |

- Watt has recorded at least 2.0 sacks in 22 different games since entering the NFL in 2017, which is tied for the seventh-most in a player's first eight NFL seasons since 1982.

MOST 2.0+ SACK GAMES IN FIRST EIGHT NFL SEASONS – SINCE 1982

| RANK | PLAYER, TEAM | GAMES |
|------|--------------------------------------|-------|
| 1. | Reggie White, Philadelphia Eagles | 33 |
| 2. | Jared Allen, Minnesota Vikings | 28 |
| 3. | Simeon Rice, Tampa Bay Buccaneers | 27 |
| 4. | Richard Dent, Chicago Bears | 25 |
| 5. | J.J. Watt, Houston Texans | 24 |
| | Lawrence Taylor, N.Y. Giants | 24 |
| 7. | T.J. Watt, Pittsburgh Steelers | 22 |
| | Bruce Smith, Buffalo Bills | 22 |
| | DeMarcus Ware, Dallas Cowboys | 22 |
| 10. | Derrick Thomas, Kansas City Chiefs | 21 |
| | Dexter Manley, Washington Commanders | 21 |

- Watt has 1.0 sack in 61 career games, which is tied for the seventh-most career games with at least 1.0 sack in a player's first eight NFL seasons since 1982, when the individual sack became an official statistic. Only Pro Football Hall of Famers DeMarcus Ware (75 games) and Reggie White (72) as well as Von Miller (71), Aaron Donald (66), Chandler Jones and Jared Allen (65) have more.

MOST 1.0+ SACK GAMES IN FIRST EIGHT NFL SEASONS – SINCE 1982

| RANK | PLAYER, TEAM | GAMES |
|------|--------------------------------------|-------|
| 1. | DeMarcus Ware, Dallas Cowboys | 75 |
| 2. | Reggie White, Philadelphia Eagles | 72 |
| 3. | Von Miller, Denver Broncos | 71 |
| 4. | Aaron Donald, L.A. Rams | 66 |
| | Chandler Jones, Arizona Cardinals | 66 |
| | Jared Allen, Minnesota Vikings | 66 |
| 7. | T.J. Watt, Pittsburgh Steelers | 61 |
| | Myles Garrett, Cleveland Browns | 61 |
| | Ryan Kerrigan, Washington Commanders | 61 |
| 10. | Four players tied with | 59 |

- Watt is one of five players in NFL history with at least 97.5 sacks, 109 tackles for loss, 200 quarterback hits, 27 forced fumbles, 20 strip sacks and 11 fumble recoveries.

| NAME | SACKS | TFL | QBH | FF | FR | STRIP SACKS |
|----------------|-------|-----|-----|----|----|-------------|
| Julius Peppers | 158.5 | 109 | 204 | 51 | 21 | 39 |
| Terrell Suggs | 139.0 | 142 | 215 | 39 | 15 | 35 |
| Chandler Jones | 112.0 | 121 | 210 | 34 | 13 | 30 |
| Jared Allen | 136.0 | 115 | 236 | 31 | 19 | 26 |
| T.J. Watt | 97.5 | 109 | 201 | 27 | 11 | 20 |

- Watt ranks among the top eight active players in sacks (5th), tackles for loss (8th), quarterback hits (4th), forced fumbles (t-3rd), fumble recoveries (t-4th) and strip sacks (2nd).

ACTIVE NFL LEADERS

| CATEGORY | T.J. WATT (RANK) | LEADER |
|-------------------|------------------|-----------------------|
| Sacks | 97.5 (5th) | 124.5 (Von Miller) |
| Tackles for Loss | 109 (8th) | 177 (Calais Campbell) |
| Quarterback Hits | 201 (4th) | 255 (Calais Campbell) |
| Forced Fumbles | 27 (t-3rd) | 30 (Khalil Mack) |
| Fumble Recoveries | 11 (t-4th) | 18 (Lavonte David) |
| Strip Sacks | 20 (2nd) | 23 (Khalil Mack) |

- Watt played in his 100th NFL game vs. New England in Week 14 of 2023. Here's an interesting look where he ranked in sacks, tackles for loss, quarterback hits, strip sacks, forced fumbles and fumble recoveries among NFL players over their first 100 career games played.

NFL LEADERS – FIRST 100 GAMES PLAYED

| CATEGORY | T.J. WATT (RANK) | LEADER |
|-------------------|------------------|----------------------|
| Sacks | 91.5 (2nd) | 105.0 (Reggie White) |
| Tackles for Loss | 102 (t-4th) | 150 (J.J. Watt) |
| Quarterback Hits | 189 (2nd) | 238 (J.J. Watt) |
| Forced Fumbles | 26 (t-4th) | 35 (Dwight Freeney) |
| Fumble Recoveries | 10 (t-11th) | 13 (J.J. Watt) |
| Strip Sacks | 19 (t-7th) | 31 (Robert Mathis) |

- Watt became the fourth player since 1982 with at least 19.0 sacks in two of his first seven NFL seasons, joining DeMarcus Ware, his brother, J.J. Watt and Mark Gastineau.
- Watt is the first player in franchise history with at least 19.0 sacks in multiple seasons.
- His two seasons with at least 19.0 sacks are tied for the most in NFL history by a player in their first seven seasons in the League.

MOST 19.0+ SACK SEASONS IN FIRST SEVEN YEARS – SINCE 1982

| RANK | PLAYER | SEASONS |
|------|----------------|---------|
| 1. | T.J. Watt | 2 |
| | DeMarcus Ware | 2 |
| | J.J. Watt | 2 |
| | Mark Gastineau | 2 |

- His two seasons with at least 19.0 sacks are tied for the most in NFL history.

MOST 19.0+ SACK SEASONS – SINCE 1982

| RANK | PLAYER | SEASONS |
|------|----------------|---------|
| 1. | T.J. Watt | 2 |
| | DeMarcus Ware | 2 |
| | J.J. Watt | 2 |
| | Mark Gastineau | 2 |

- Watt had 19.0 sacks in 2023 and was the fourth player since 1982, when the individual sack became an official statistic, with at least 15.0 sacks in three of his first seven seasons, joining Pro Football Hall of Famer Reggie White (four seasons), DeMarcus Ware (three seasons) and brother J.J. Watt (three seasons).
- Watt's three seasons with at least 15.0 sacks are the most by a Steelers player in their first seven seasons in the League.

MOST 15.0+ SACK SEASONS BY STEELER IN FIRST SEVEN YEARS – SINCE 1982

| RANK | PLAYER | SEASONS |
|------|-----------------------|---------|
| 1. | T.J. Watt | 3 |
| 2. | Two players tied with | 1 |

- His three seasons with at least 15.0 sacks are tied for the second-most in NFL history by a player in their first seven seasons in the League.

MOST 15.0+ SACK SEASONS IN FIRST SEVEN YEARS – SINCE 1982

| RANK | PLAYER | SEASONS |
|------|----------------------|---------|
| 1. | Reggie White | 4 |
| 2. | T.J. Watt | 3 |
| | DeMarcus Ware | 3 |
| | J.J. Watt | 3 |
| 5. | 13 players tied with | 2 |

- His three seasons with at least 15.0 sacks are tied for the third-most in NFL history.

MOST 15.0+ SACK SEASONS – SINCE 1982

| RANK | PLAYER | SEASONS |
|------|-----------------------------|---------|
| 1. | Reggie White | 5 |
| 2. | J.J. Watt | 4 |
| 3. | T.J. Watt | 3 |
| | Six other players tied with | 3 |

- Watt is the fourth player since 1982, when the individual sack became an official statistic, to register 90.0 or more sacks, 25 or more forced fumbles and seven or more interceptions.

NFL PLAYERS WITH 90-25-7 IN CAREER – SINCE 1982

| RANK | PLAYER | SACKS | FF | INT |
|------|----------------|-------|----|-----|
| 1. | T.J. Watt | 96.5 | 27 | 7 |
| 2. | Julius Peppers | 158.5 | 31 | 11 |
| 3. | Terrell Suggs | 139.0 | 39 | 7 |
| 4. | Jason Taylor | 139.5 | 42 | 8 |

- Watt is the first player since 1982, when the individual sack became an official statistic, to register 85.0 or more sacks, 25 or more forced fumbles and seven or more interceptions in his first 100 career games.

FEWEST GAMES TO 85-25-7 IN NFL CAREER - SINCE 1982

| RANK | PLAYER | GAMES |
|------|----------------|-------|
| 1. | T.J. Watt | 93 |
| 2. | Julius Peppers | 123 |
| 3. | Terrell Suggs | 150 |
| 4. | Jason Taylor | 157 |

- Watt has registered 53.0 sacks in the second half/OT since the start of the 2017 season, which are the most in the NFL.

MOST SACKS IN SECOND HALF/OVERTIME – SINCE 2017

| RANK | PLAYER, TEAM | SACKS |
|------|------------------------------------|-------|
| 1. | T.J. Watt, Pittsburgh Steelers | 53.0 |
| 2. | Myles Garrett, Cleveland Browns | 43.5 |
| 3. | Khalil Mack, L.A. Chargers | 39.5 |
| 4. | Danielle Hunter, Minnesota Vikings | 37.5 |
| | Chris Jones, Kansas City Chiefs | 37.5 |

- In 2023, Watt became the second player since 1982, when the individual sack became an official statistic, with at least 19.0 sacks, 19 tackles for loss, 36 quarterback hits, four forced fumbles and three fumble recoveries.
- Watt is the first player to do it twice.

| NAME | YEAR | SACKS | TFL | QBH | FF | FR |
|-----------|------|-------|-----|-----|----|----|
| T.J. Watt | 2023 | 19.0 | 19 | 36 | 4 | 3 |
| T.J. Watt | 2021 | 22.5 | 21 | 39 | 5 | 3 |
| J.J. Watt | 2014 | 20.5 | 29 | 50 | 4 | 5 |

- In 2023, Watt ranked in the top-five in the NFL in sacks, tackles for loss, quarterback hits, forced fumbles and fumble recoveries, which marked the season time in three years (2021, 2023) he has done so in the game season.
- J.J. Watt is the only other player to accomplish the feat since 2012.

NFL TOP FIVE IN SACKS, TFL, QBH, FF AND FR – SINCE 2012

| PLAYER | SCK | RK | TFL | RK | QBH | RK | FF | RK | FR | RK |
|-----------------|------|----|-----|-----|-----|----|----|-----|----|-----|
| T.J. Watt, 2023 | 19.0 | 1 | 19 | 5 | 36 | 1 | 4 | t-5 | 3 | t-3 |
| T.J. Watt, 2021 | 22.5 | 1 | 21 | t-1 | 39 | 1 | 5 | t-5 | 3 | t-1 |
| J.J. Watt, 2014 | 20.5 | 2 | 29 | 1 | 51 | 1 | 4 | t-3 | 5 | 1 |

- Watt's 19.0 sacks were the most in the NFL in 2023.

NFL SACK LEADERS – 2023

| RANK | PLAYER, TEAM | SACKS |
|------|--------------------------------------|-------|
| 1. | T.J. Watt, Pittsburgh Steelers | 19.0 |
| 2. | Trey Hendrickson, Cincinnati Bengals | 17.5 |
| | Josh Allen, Jacksonville Jaguars | 17.5 |
| 4. | Khalil Mack, L.A. Chargers | 17.0 |
| 5. | Danielle Hunter, Minnesota Vikings | 16.5 |

- Watt intercepted a pass from Rams QB Matthew Stafford at the Rams' 31-yard line and returned it 24 yards to setup a Steelers' touchdown that gave them a 10-9 third-quarter lead in Week 7.
- Watt registered his first interception of the season and seventh of his career (2017-23).
- Watt registered a career-high 4.0 sacks vs. Cleveland in Week 17 of the 2021 season.

MOST SACKS IN SINGLE-GAME – FRANCHISE HISTORY

| RANK | PLAYER (DATE, OPP.) | SACKS |
|------|---|-------|
| 1. | Joe Greene (12/10/72 at Houston) | 5.0 |
| 2. | Chad Brown (10/13/96 vs. Cincinnati) | 4.5 |
| | L.C. Greenwood (11/25/79 vs. Cleveland) | 4.5 |
| 4. | T.J. Watt (01/03/22 vs. Cleveland) | 4.0 |
| | Joey Porter (10/14/01 at Tampa Bay) | 4.0 |
| | Jerrold Williams (12/22/91 vs. Cleveland) | 4.0 |
| | Edmund Nelson (09/16/84 vs. L.A. Rams) | 4.0 |
| 8. | T.J. Watt (12/05/21 vs. Baltimore) | 3.5 |
| | James Harrison (11/05/07 vs. Baltimore) | 3.5 |
| | Keith Willis (10/23/83 at Seattle) | 3.5 |

- Watt owns the franchise record with 97.5 career sacks.

STEELERS CAREER SACK LEADERS – SINCE 1982

| RANK | PLAYER, YEARS | SACKS |
|------|--|-------|
| 1. | T.J. Watt, 2017-24 | 97.5 |
| 2. | Cameron Heyward, 2011-24 | 80.5 |
| | James Harrison, 2002, 2004-12, 2014-17 | 80.5 |
| 4. | Jason Gildon, 1994-2003 | 77.0 |
| 5. | L.C. Greenwood, 1969-81 | 73.5 |

- Watt is the only player since 1982 with 75.0 or more sacks and seven or more interceptions in his first seven NFL seasons.
- Watt is the only player to accomplish the feat in their first 100 games since 1982.
- Watt is the only player since 1982 to register 80.0 or more sacks and 16 takeaways in their first 100 career games.
- Watt led the NFL with 22.5 sacks, tied with Pro Football Hall of Famer Michael Strahan (22.5 sacks in 2001) for the most in a season since 1982, when the individual sack became an official statistic.
- Watt was the fifth player to reach 22.0 sacks in a single season since 1982, when the individual sack became an official NFL statistic.

NFL SINGLE-SEASON SACK LEADERS

| RANK | PLAYER, YEAR | SACKS |
|------|-----------------------|-------|
| 1. | T.J. Watt, 2021 | 22.5 |
| | Michael Strahan, 2001 | 22.5 |
| 3. | Jared Allen, 2011 | 22.0 |
| | Mark Gastineau, 1984 | 22.0 |
| | Justin Houston, 2014 | 22.0 |
| 6. | Chris Doleman, 1989 | 21.0 |
| | Reggie White, 1987 | 21.0 |
| 8. | Aaron Donald, 2018 | 20.5 |
| | Lawrence Taylor, 1986 | 20.5 |
| | J.J. Watt, 2012 | 20.5 |
| | J.J. Watt, 2014 | 20.5 |

- Watt was the 12th player (13th season) to reach 20.0 sacks in a single season since 1982, when the individual sack became an official NFL statistic.
- Watt is the only player in franchise history with 13.0 or more sacks in multiple seasons (and he's done in five times).

STEELERS SINGLE-SEASON SACK LEADERS

| RANK | PLAYER, YEAR | SACKS |
|------|-------------------------|-------|
| 1. | T.J. Watt, 2021 | 22.5 |
| 2. | T.J. Watt, 2023 | 19.0 |
| 3. | James Harrison, 2008 | 16.0 |
| 4. | T.J. Watt, 2020 | 15.0 |
| | Mike Merriweather, 1984 | 15.0 |
| 6. | T.J. Watt, 2019 | 14.5 |
| | Alex Highsmith, 2022 | 14.5 |
| 8. | Kevin Greene, 1994 | 14.0 |
| | Keith Willis, 1983 | 14.0 |
| 10. | LaMarr Woodley, 2009 | 13.5 |
| | Jason Gildon, 2000 | 13.5 |

- Watt has sacked QB Baker Mayfield 8.5 times in his career, more than he's sacked any other quarterback. Watt has brought down 44 different passers in his career, including 27 more than once.

• Below is a look at his career regular-season sacks by quarterback:

| SACKS | PLAYER | MOST RECENT |
|-------|--------------------------|-----------------------------------|
| 8.5 | Baker Mayfield | vs. Cleveland, Jan. 3, 2022 |
| 7.5 | Lamar Jackson | vs. Baltimore, Dec. 5, 2021 |
| 4.0 | Tyler Huntley | at Baltimore, Jan. 6, 2023 |
| 3.5 | Jeff Driskel | vs. Denver, Sept. 20, 2020 |
| 3.5 | Joe Burrow | vs. Cincinnati, Nov. 20, 2022 |
| 3.0 | Brock Purdy | vs. San Francisco, Sept. 10, 2023 |
| 3.0 | Jared Goff | vs. Detroit, Nov. 14, 2021 |
| 3.0 | Justin Fields | vs. Chicago, Nov. 8, 2021 |
| 3.0 | Philip Rivers | vs. Indianapolis, Dec. 27, 2020 |
| 3.0 | Blake Bortles | at Jacksonville, Nov. 18, 2018 |
| 3.0 | Matt Ryan | vs. Atlanta, Oct. 7, 2018 |
| 3.0 | Tyrod Taylor | at Cleveland, Sept. 9, 2018 |
| 3.0 | DeShone Kizer | vs. Cleveland, Dec. 31, 2017 |
| 2.5 | Jake Browning | vs. Cincinnati, Dec. 23, 2023 |
| 2.5 | Sam Darnold | at N.Y. Jets, Dec. 22, 2019 |
| 2.5 | Josh Allen | at Buffalo, Sept. 12, 2022 |
| 2.5 | Ryan Tannehill | vs. Tennessee, Dec. 19, 2021 |
| 2.5 | Robert Griffin III | vs. Baltimore, Dec. 2, 2020 |
| 2.5 | Andy Dalton | vs. Cincinnati, Sept. 30, 2019 |
| 2.5 | Deshaun Watson | vs. Cleveland, Jan. 8, 2023 |
| 2.0 | Gardner Minshew | at Indianapolis, Dec. 16, 2023 |
| 2.0 | Jimmy Garropolo | at Las Vegas, Sept. 24, 2023 |
| 2.0 | Geno Smith | vs. Seattle, Oct. 17, 2021 |
| 2.0 | Aaron Rodgers | at Green Bay, Oct. 3, 2021 |
| 2.0 | Ryan Finley | at Cincinnati, Dec. 21, 2020 |
| 2.0 | Ryan Fitzpatrick | vs. Miami, Oct. 28, 2019 |
| 1.5 | Brian Hoyer | vs. Indianapolis, Nov. 3, 2019 |
| 1.0 | Kirk Cousins | at Atlanta, Sept. 8, 2024 |
| 1.0 | Dorian Thompson-Robinson | at Cleveland, Nov. 19, 2023 |
| 1.0 | Jordan Love | vs. Green Bay, Nov. 12, 2023 |
| 1.0 | Will Levis | vs. Tennessee, Nov. 2, 2023 |
| 1.0 | Anthony Brown | vs. Baltimore, Dec. 11, 2022 |
| 1.0 | Derek Carr | vs. Las Vegas, Sept. 19, 2021 |
| 1.0 | Alex Smith | vs. Washington, Dec. 7, 2020 |
| 1.0 | Carson Wentz | vs. Philadelphia, Oct. 11, 2020 |
| 1.0 | Russell Wilson | vs. Seattle, Sept. 15, 2019 |
| 1.0 | Drew Brees | at New Orleans, Dec. 23, 2018 |
| 1.0 | Tom Brady | vs. New England, Dec. 16, 2018 |
| 1.0 | Cam Newton | at Carolina, Nov. 8, 2018 |
| 1.0 | Joe Flacco | vs. Baltimore, Dec. 10, 2017 |
| 1.0 | Brett Hundley | vs. Green Bay, Nov. 26, 2017 |
| 0.5 | Kylar Murray | vs. Arizona, Dec. 3, 2023 |
| 0.5 | Trevor Lawrence | vs. Jacksonville, Oct. 29, 2023 |
| 0.5 | Garrett Gilbert | at Dallas, Nov. 8, 2020 |

• Watt has registered at least half a sack against 27 different teams, at least 1.0 sack against 24 teams and multiple sacks against 17 teams.

• Below is a look at his career regular-season sacks by opponent:

| SACKS | TEAM | MOST RECENT |
|-------|-----------------------|-----------------------------------|
| 17.0 | Cleveland Browns | vs. Cleveland, Jan. 8, 2023 |
| 16.0 | Baltimore Ravens | vs. Baltimore, Dec. 11, 2022 |
| 12.0 | Cincinnati Bengals | vs. Cincinnati, Dec. 23, 2023 |
| 5.5 | Indianapolis Colts | at Indianapolis, Dec. 16, 2023 |
| 4.0 | Atlanta Falcons | at Atlanta, Sept. 8, 2024 |
| 4.0 | Green Bay Packers | vs. Green Bay, Nov. 12, 2023 |
| 3.5 | Tennessee Titans | vs. Tennessee, Dec. 19, 2021 |
| 3.5 | Jacksonville Jaguars | vs. Jacksonville, Oct. 29, 2023 |
| 3.0 | Las Vegas Raiders | vs. Las Vegas, Sept. 19, 2021 |
| 3.0 | San Francisco 49ers | vs. San Francisco, Sept. 10, 2023 |
| 3.0 | Seattle Seahawks | vs. Seattle, Oct. 17, 2021 |
| 3.0 | Chicago Bears | vs. Chicago, Nov. 8, 2021 |
| 2.5 | Carolina Panthers | at Carolina, Dec. 18, 2020 |
| 2.5 | Denver Broncos | vs. Denver, Sept. 20, 2020 |
| 2.5 | Buffalo Bills | at Buffalo, Sept. 12, 2022 |
| 2.0 | Miami Dolphins | vs. Miami, Oct. 28, 2019 |
| 2.0 | L.A. Rams | vs. L.A. Rams, Nov. 10, 2019 |
| 1.0 | Houston Texans | vs. Houston, Sept. 27, 2020 |
| 1.0 | Philadelphia Eagles | vs. Philadelphia, Oct. 11, 2020 |
| 1.0 | Washington Commanders | vs. Washington, Dec. 7, 2020 |
| 1.0 | New England Patriots | vs. New England, Dec. 16, 2018 |
| 1.0 | N.Y. Jets | at N.Y. Jets, Dec. 22, 2019 |
| 1.0 | New Orleans Saints | at New Orleans, Dec. 23, 2018 |
| 1.0 | Detroit Lions | vs. Detroit, Nov. 14, 2021 |
| 0.5 | Arizona Cardinals | vs. Arizona, Dec. 3, 2023 |
| 0.5 | Dallas Cowboys | at Dallas, Nov. 8, 2020 |
| 0.5 | L.A. Chargers | at L.A. Chargers, Oct. 13, 2019 |
| 0.0 | New York Giants | - |
| 0.0 | Kansas City Chiefs | - |
| 0.0 | Tampa Bay Buccaneers | - |
| 0.0 | Minnesota Vikings | - |

• Watt's 97.5 career sacks are the most in the NFL since the start of the 2017 season.

NFL SACK LEADERS – SINCE 2017

| RANK | PLAYER | SACKS |
|------|---------------|-------|
| 1. | T.J. Watt | 97.5 |
| 2. | Myles Garrett | 89.5 |
| 3. | Aaron Donald | 83.0 |
| 4. | Chris Jones | 74.5 |
| 5. | Khalil Mack | 73.0 |

• Watt has recorded 62.0 sacks in 54 career games at Acrisure Stadium. He has collected at least half a sack in 38 of the last 44 home games. No player has registered more sacks over the first 54 career home games in NFL history.

MOST SACKS IN NFL HISTORY OVER FIRST 54 CAREER HOME GAMES

| RANK | PLAYER | SACKS |
|------|----------------|-------|
| 1. | T.J. Watt | 61.0 |
| 2. | Derrick Thomas | 56.5 |
| | Reggie White | 56.5 |
| 4. | J.J. Watt | 50.5 |
| 5. | Bruce Smith | 49.0 |

• Watt has recorded at least 1.5 sacks in 27 career games, which is the most by a Steeler since 1982, when the individual sack became an official statistic.

MOST GAMES WITH AT 1.5+ SACKS – FRANCHISE HISTORY

| RANK | PLAYER | GAMES |
|------|-----------------|-------|
| 1. | T.J. Watt | 27 |
| 2. | James Harrison | 19 |
| 3. | Jason Gildon | 17 |
| 4. | LaMarr Woodley | 16 |
| 5. | Cameron Heyward | 14 |
| | Joey Porter | 14 |

- Watt's 27 career games with at least 1.5 sacks is tied for second-most among active players since 1982, when the individual sack became an official statistic.

MOST GAMES WITH 1.5+ SACKS – ACTIVE PLAYERS – SINCE 1982

| RANK | PLAYER | GAMES |
|------|----------------|-------|
| 1. | Von Miller | 28 |
| 2. | T.J. Watt | 27 |
| | Cameron Jordan | 27 |
| 4. | Myles Garrett | 25 |
| 5. | Khalil Mack | 23 |

- Watt has recorded at least 2.0 sacks in 22 career games, which is the most by a Steeler since 1982, when the individual sack became an official statistic.

MOST GAMES WITH 2.0+ SACKS – FRANCHISE HISTORY

| RANK | PLAYER | GAMES |
|------|----------------|-------|
| 1. | T.J. Watt | 22 |
| 2. | James Harrison | 17 |
| 3. | Jason Gildon | 15 |
| 4. | LaMarr Woodley | 13 |
| | Joey Porter | 13 |

- Watt's 22 career games with at least 2.0 sacks is tied for the second-most among active players since 1982, when the individual sack became an official statistic.

MOST GAMES WITH 2.0+ SACKS – ACTIVE PLAYERS – SINCE 1982

| RANK | PLAYER | GAMES |
|------|----------------|-------|
| 1. | Cameron Jordan | 24 |
| 2. | T.J. Watt | 22 |
| | Von Miller | 22 |
| 4. | Khalil Mack | 21 |
| 5. | Myles Garrett | 17 |

- Watt has recorded at least 3.0 sacks in six career games, which is tied for the most by a Steeler since 1982, when the individual sack became an official statistic.

MOST GAMES WITH AT LEAST 3.0 SACKS IN FRANCHISE HISTORY

| RANK | PLAYER | GAMES |
|------|-------------------|-------|
| 1. | T.J. Watt | 6 |
| | James Harrison | 6 |
| 3. | Joey Porter | 5 |
| 4. | Mike Merriweather | 3 |
| | Chad Brown | 3 |

- Watt's six career games with at least 3.0 sacks is tied for the most among active players since 1982, when the individual sack became an official statistic.

MOST GAMES WITH 3.0+ SACKS – ACTIVE PLAYERS – SINCE 1982

| RANK | PLAYER | GAMES |
|------|-------------------------|-------|
| 1. | T.J. Watt | 6 |
| | Cameron Jordan | 6 |
| 3. | Von Miller | 5 |
| 4. | Three players tied with | 4 |

(S)WATT THE QUARTERBACK

- LB T.J. Watt's 201 QB hits are the third-most over a player's first eight seasons in NFL history.

MOST QB HITS IN FIRST EIGHT SEASONS IN NFL HISTORY

| RANK | PLAYER | QB HITS |
|------|---------------|---------|
| 1. | J.J. Watt | 243 |
| 2. | Aaron Donald | 225 |
| 3. | T.J. Watt | 201 |
| 4. | Von Miller | 197 |
| 5. | Carlos Dunlap | 179 |

- Watt's 201 QB hits lead the NFL since entering the League in 2017.

NFL QUARTERBACK HIT LEADERS – SINCE 2017

| RANK | PLAYER | QB HITS |
|------|---------------|---------|
| 1. | T.J. Watt | 201 |
| 2. | Aaron Donald | 179 |
| 3. | Myles Garrett | 173 |
| 4. | Chris Jones | 165 |
| 5. | Matt Judon | 156 |

- Watt's 201 QB hits are the fifth-most by an active NFL player.

NFL QUARTERBACK HIT LEADERS – ACTIVE PLAYERS

| RANK | PLAYER | QB HITS |
|------|------------------|---------|
| 1. | Calais Campbell | 255 |
| 2. | Von Miller | 250 |
| 3. | Cameron Jordan | 225 |
| 4. | T.J. Watt | 201 |
| 5. | Leonard Williams | 177 |

WATT KNOWS THE TFL

- LB T.J. Watt's 109 tackles for loss are the fifth-most over a player's first eight seasons in NFL history.

MOST TFL IN FIRST EIGHT SEASONS IN NFL HISTORY

| RANK | PLAYER | TFL |
|------|---------------|-----|
| 1. | J.J. Watt | 154 |
| 2. | Aaron Donald | 150 |
| 3. | Von Miller | 125 |
| 4. | Lavonte David | 116 |
| 5. | T.J. Watt | 109 |

- Watt's 109 tackles for loss are the second-most in the NFL since entering the League in 2017.

NFL TFL LEADERS – SINCE 2017

| RANK | PLAYER | TFL |
|------|----------------|-----|
| 1. | Aaron Donald | 119 |
| 2. | T.J. Watt | 109 |
| 3. | Myles Garrett | 95 |
| 4. | Cameron Jordan | 90 |
| 5. | Maxx Crosby | 89 |

- Watt's 109 tackles for loss are the eighth-most by an active NFL player.

NFL TFL LEADERS – ACTIVE PLAYERS

| RANK | PLAYER | TFL |
|------|-----------------|-----|
| 1. | Calais Campbell | 177 |
| 2. | Von Miller | 165 |
| 3. | Lavonte David | 160 |
| 4. | Cameron Jordan | 153 |
| 5. | Khalil Mack | 137 |
| 6. | Brandon Graham | 120 |
| 7. | Cameron Heyward | 118 |
| 8. | T.J. Watt | 109 |
| 9. | Danielle Hunter | 107 |
| 10. | Demario Davis | 105 |

WATT WRESTLES AWAY THE FOOTBALL

- LB **T.J. Watt's** 27 forced fumbles are tied for the sixth-most over a player's first eight seasons in NFL history.

MOST FORCED FUMBLES IN FIRST EIGHT SEASONS IN NFL HISTORY

| RANK | PLAYER | FF |
|------|----------------|----|
| 1. | Dwight Freeney | 36 |
| 2. | Robert Mathis | 34 |
| 3. | DeMarcus Ware | 32 |
| 4. | Julius Peppers | 30 |
| 5. | Osi Umenyiora | 28 |
| 6. | T.J. Watt | 27 |
| | Chandler Jones | 27 |
| | Tamba Hali | 27 |
| | John Abraham | 27 |
| 10. | Jared Allen | 26 |

- Watt's 27 forced fumbles are the most in the NFL since entering the League in 2017.

NFL FORCED FUMBLE LEADERS – SINCE 2017

| RANK | PLAYER | FF |
|------|-------------------|----|
| 1. | T.J. Watt | 27 |
| 2. | Khalil Mack | 22 |
| 3. | Aaron Donald | 20 |
| | Chandler Jones | 20 |
| 5. | Demarcus Lawrence | 18 |

- Watt's 27 forced fumbles are tied for the third-most by an active NFL player.

NFL FORCED FUMBLE LEADERS – ACTIVE PLAYERS

| RANK | PLAYER | FF |
|------|---------------|----|
| 1. | Khalil Mack | 30 |
| 2. | Lavonte David | 28 |
| 3. | T.J. Watt | 27 |
| | Von Miller | 27 |
| 5. | Aaron Donald | 24 |

- Watt's 27 career forced fumbles are the second-most by a Steelers player since 1994.

STEELERS FORCED FUMBLE LEADERS – SINCE 1994

| RANK | PLAYER | GP | FF |
|------|----------------|-----|----|
| 1. | James Harrison | 177 | 32 |
| 2. | T.J. Watt | 105 | 27 |
| 3. | Joey Porter | 122 | 18 |
| | Jason Gildon | 158 | 18 |
| 5. | Levon Kirkland | 144 | 14 |

- Watt's 11 fumble recoveries are tied for the second-most in the NFL since the start of the 2017 season.

NFL FUMBLE RECOVERIES LEADERS – SINCE 2017

| RANK | PLAYER | FR |
|------|----------------|----|
| 1. | Lavonte David | 12 |
| 2. | T.J. Watt | 11 |
| 3. | Vonn Bell | 10 |
| | Justin Houston | 10 |
| | Khalil Mack | 10 |

- Watt's 37 combined interceptions, forced fumbles and fumble recoveries are the most in the NFL since the start of the 2019 season.

NFL COMBINED (INT, FF, FR) LEADERS – SINCE 2019

| RANK | PLAYER | INT. | FF | FR | TOT. |
|------|--------------------|------|----|----|------|
| 1. | T.J. Watt | 6 | 20 | 11 | 37 |
| 2. | Justin Simmons | 23 | 5 | 3 | 31 |
| 3. | Shaquille Leonard | 10 | 13 | 5 | 28 |
| 4. | Minkah Fitzpatrick | 17 | 4 | 5 | 26 |
| | J.C. Jackson | 23 | 1 | 2 | 26 |
| | Vonn Bell | 7 | 10 | 9 | 26 |

LET MY CAMERON GO

- DT **Cameron Heyward** has played in 195 regular-season games for the Steelers, which ranks seventh in franchise history and third among defensive players (Donnie Shell, 201; Mel Blount 200).

MOST GAMES PLAYED – FRANCHISE HISTORY

| RANK | PLAYER | GAMES |
|------|------------------------------|-------|
| 1. | Ben Roethlisberger (2004-21) | 249 |
| 2. | Mike Webster (1974-88) | 220 |
| 3. | Hines Ward (1998-2011) | 217 |
| 4. | Donnie Shell (1974-87) | 201 |
| 5. | Mel Blount (1970-83) | 200 |
| 6. | Gary Anderson (1982-94) | 197 |
| 7. | Cameron Heyward (2011-) | 195 |
| 8. | Dermontti Dawson (1988-2000) | 184 |
| 9. | Deshea Townsend (1998-2009) | 183 |
| 10. | Ray Mansfield (1964-76) | 182 |

- Heyward has played in 195 regular-season games, which ranks tied for 24th in NFL history among defensive tackles.

MOST GAMES PLAYED BY DT – NFL HISTORY

| RANK | PLAYER | GAMES |
|------|----------------------------|-------|
| 1. | Calais Campbell (2008-24) | 245 |
| 2. | Ted Washington (1991-2007) | 236 |
| 3. | Keith Traylor (1991-2007) | 229 |
| 4. | Justin Smith (2001-14) | 217 |
| 5. | John Randle (1990-2003) | 219 |
| | Jeff Zgonina (1993-2009) | 219 |
| 7. | Alan Page (1967-81) | 218 |
| 8. | Dave Butz (1973-88) | 216 |
| 9. | Domata Peko Sr. (2006-20) | 214 |
| 10. | Steve McMichael (1980-94) | 213 |
| | Henry Thomas (1987-2000) | 213 |
| 24. | Cameron Heyward (2011-) | 195 |

- Heyward is the only defensive lineman in franchise history with 9.0 or more sacks in at least five seasons.

- Heyward is the only defensive lineman in franchise history with 10.0 or more sacks in at least three seasons.

MOST SINGLE-SEASON SACKS BY DL – FRANCHISE – SINCE 1982

| RANK | PLAYER, YEAR | SACKS |
|------|--------------------------|-------|
| 1. | Keith Willis, 1983 | 14.0 |
| 2. | Cameron Heyward, 2017 | 12.0 |
| | Keith Willis, 1986 | 12.0 |
| 4. | Stephon Tuitt, 2020 | 11.0 |
| 5. | Cameron Heyward, 2022 | 10.5 |
| 6. | Cameron Heyward, 2021 | 10.0 |
| 7. | Cameron Heyward, 2019 | 9.0 |
| 8. | Ray Seals, 1995 | 8.5 |
| 9. | Cameron Heyward, 2018 | 8.0 |
| | Aaron Smith, 2004 | 8.0 |
| | Kimo von Oelhoffen, 2003 | 8.0 |
| | Aaron Smith, 2001 | 8.0 |

- Heyward was the lone defensive tackle in the NFL with 10.0 or more sacks in both 2021 and 2022.
- Heyward was the 10th defensive tackle since 1982 to have 10.0 or more sacks in consecutive seasons.
- Heyward’s three seasons of 10.0 or more sacks are tied for the fourth-most by a defensive tackle since 1982.

MOST 10.0+ SACK SEASONS BY DT – NFL – SINCE 1982

| RANK | PLAYER, YEARS | SEASONS |
|------|-------------------------------|---------|
| 1. | John Randle | 9 |
| 2. | Aaron Donald | 6 |
| 3. | Warren Sapp | 4 |
| 4. | Cameron Heyward | 3 |
| | Seven other players tied with | 3 |

- Heyward’s seven seasons of 7.0 or more sacks are tied for the fourth-most by a defensive tackle since 1982.

MOST 7.0+ SACK SEASONS BY DT – NFL – SINCE 1982

| RANK | PLAYER, YEARS | SEASONS |
|------|-----------------|---------|
| 1. | John Randle | 12 |
| 2. | Steve McMichael | 9 |
| 3. | Aaron Donald | 8 |
| 4. | Cameron Heyward | 7 |
| | Calais Campbell | 7 |
| | Warren Sapp | 7 |
| | Henry Thomas | 7 |
| | Trevor Pryce | 7 |
| 9. | Geno Atkins | 6 |
| | Ray Childress | 6 |
| | Justin Smith | 6 |

- Heyward’s 80.5 career sacks are the ninth-most by a defensive tackle in NFL history.

MOST CAREER SACKS BY DT – NFL – SINCE 1982

| RANK | PLAYER, YEARS | SACKS |
|------|--------------------------|-------|
| 1. | John Randle, 1990-2003 | 137.5 |
| 2. | Aaron Donald, 2014-23 | 111.0 |
| 3. | Warren Sapp, 1995-2007 | 96.5 |
| 4. | Steve McMichael, 1980-94 | 95.0* |
| 5. | Henry Thomas, 1987-2000 | 93.5 |
| 6. | Trevor Pryce, 1997-2010 | 92.0 |
| 7. | Justin Smith, 2001-14 | 87.0 |
| 8. | La’Roï Glover, 1996-2008 | 83.5 |
| 9. | Cameron Heyward, 2011-23 | 80.5 |
| 10. | Ray Childress, 1985-1996 | 76.5* |

*indicates stat was not tracked during some included years

- Heyward’s 80.5 career sacks are the most by a Steelers’ defensive lineman since 1982, second-most by an active NFL defensive tackle, tied for second-most in franchise history and tied for second-most by a Steeler since 1982.

MOST SACKS BY DL – FRANCHISE – SINCE 1982

| RANK | PLAYER, YEARS | SACKS |
|------|--------------------------|-------|
| 1. | Cameron Heyward, 2011-24 | 80.5 |
| 2. | Keith Willis, 1982-91 | 59.0 |
| 3. | Aaron Smith, 1999-2011 | 44.0 |
| 4. | Stephon Tuitt, 2014-20 | 34.5 |
| 5. | Brett Keisel, 2002-14 | 30.0 |

MOST SACKS – FRANCHISE – SINCE 1982

| RANK | PLAYER, YEARS | SACKS |
|------|--|-------|
| 1. | T.J. Watt, 2017-23 | 97.5 |
| 2. | Cameron Heyward, 2011-23 | 80.5 |
| | James Harrison, 2002, 2004-12, 2014-17 | 80.5 |
| 4. | Jason Gildon, 1994-2003 | 77.0 |
| 5. | L.C. Greenwood, 1969-81 | 73.5 |
| 6. | Joe Greene, 1969-81 | 66.0 |
| 7. | Joey Porter, 1999-2006 | 60.0 |
| 8. | Keith Willis, 1982-91 | 59.0 |
| 9. | LaMarr Woodley, 2007-13 | 57.0 |
| 10. | Greg Lloyd, 1998-97 | 53.5 |

MOST SACKS BY DT – ACTIVE

| RANK | PLAYER | SACKS |
|------|------------------|-------|
| 1. | Calais Campbell | 106.5 |
| 2. | Cameron Heyward | 80.5 |
| 3. | Chris Jones | 76.5 |
| 4. | DeForest Buckner | 61.0 |
| 5. | Javon Hargrave | 44.5 |

- Heyward’s 118 tackles for loss are the second-most by an active NFL defensive tackle.

MOST TFL BY DT – ACTIVE

| RANK | PLAYER | TFL |
|------|------------------|-----|
| 1. | Calais Campbell | 177 |
| 2. | Cameron Heyward | 118 |
| 3. | DeForest Buckner | 81 |
| 4. | Chris Jones | 79 |
| 5. | Grady Jarrett | 70 |

- Heyward's 651 tackles are the third-most by an active NFL defensive tackle.

MOST TACKLES BY DT – ACTIVE

| RANK | PLAYER | TACKLES |
|------|------------------|---------|
| 1. | Calais Campbell | 859 |
| 2. | Linval Joseph | 676 |
| 3. | Cameron Heyward | 651 |
| 4. | DeForest Buckner | 549 |
| 5. | Grady Jarrett | 446 |

- Heyward's 47 passes defended are the second-most among active NFL defensive tackles.

MOST PASSES DEFENDED BY DT – ACTIVE

| RANK | PLAYER | PD |
|------|------------------|----|
| 1. | Calais Campbell | 58 |
| 2. | Cameron Heyward | 47 |
| 3. | Chris Jones | 37 |
| 4. | Shelby Harris | 34 |
| 5. | DeForest Buckner | 27 |

- The Steelers are now 13-0-1 when he has a multi-sack game and 10-0-1 when he has at least 2.0 sacks.

FITZPATRICK DOES IT AGAIN

- 5 **Minkah Fitzpatrick**, three-time Associated Press First Team All-Pro (2019, 2020, 2022), finished an injury-filled 2023 with 64 tackles (43 solo), three passes defended and one tackle for loss.
- Fitzpatrick's 22 total takeaways (17 interceptions and five fumble recoveries) are tied for the fourth-most in the NFL since the start of the 2019 season.

MOST TAKEAWAYS (INT AND FR) – NFL – SINCE 2019

| RANK | PLAYER | INT. | FR | TOT. |
|------|--------------------|------|----|------|
| 1. | Justin Simmons | 23 | 3 | 26 |
| | Tyrann Mathieu | 20 | 6 | 26 |
| 3. | J.C. Jackson | 23 | 2 | 25 |
| 4. | Minkah Fitzpatrick | 17 | 5 | 22 |
| | Xavier Howard | 18 | 4 | 22 |

- Fitzpatrick's 17 interceptions are tied for the seventh-most in the NFL since the start of the 2019 season.

MOST INTERCEPTIONS – NFL – SINCE 2019

| RANK | PLAYER | INTS |
|------|--------------------|------|
| 1. | J.C. Jackson | 23 |
| | Justin Simmons | 23 |
| 3. | Tyrann Mathieu | 20 |
| 4. | Trevon Diggs | 19 |
| 5. | Xavier Howard | 18 |
| | Quandre Diggs | 18 |
| 7. | Minkah Fitzpatrick | 17 |
| | Jessie Bates | 17 |
| 9. | Kevin Byard | 16 |
| 10. | Harrison Smith | 15 |

- Fitzpatrick's 26 combined interceptions (17), forced fumbles (four) and fumble recoveries (five) are tied for the fourth-most in the NFL since the start of the 2019 season.

MOST COMBINED (INT, FF, FR) – NFL – SINCE 2019

| RANK | PLAYER | INT. | FF | FR | TOT. |
|------|--------------------|------|----|----|------|
| 1. | T.J. Watt | 6 | 20 | 11 | 37 |
| 2. | Justin Simmons | 23 | 5 | 3 | 31 |
| 3. | Shaquille Leonard | 10 | 13 | 5 | 28 |
| 4. | Minkah Fitzpatrick | 17 | 4 | 5 | 26 |
| | J.C. Jackson | 23 | 1 | 2 | 26 |
| | Vonn Bell | 7 | 10 | 9 | 26 |

- Fitzpatrick's five defensive TDs are tied for the second-most in the NFL among active players.

MOST DEFENSIVE TDS – NFL – ACTIVE

| RANK | PLAYER | TDS |
|------|-----------------------------------|-----|
| 1. | Eddie Jackson | 6 |
| 2. | Minkah Fitzpatrick | 5 |
| | Darius Slay | 5 |
| 4. | Seven different players tied with | 4 |

- Fitzpatrick's five defensive TDs are tied for most in the NFL since he entered the League in 2018.

MOST DEFENSIVE TDS – NFL – SINCE 2018

| RANK | PLAYER | TDS |
|------|----------------------------------|-----|
| 1. | Minkah Fitzpatrick | 5 |
| | Darius Slay | 5 |
| | Marcus Peters | 5 |
| | Daron Bland | 5 |
| 5. | Four different players tied with | 4 |

- Fitzpatrick became the fourth player in NFL history with an interception return for TD in four of his first five seasons, joining Nate Clements, Pro Football Hall of Famer Ken Houston and Deion Jones.

- Fitzpatrick has two career multi-interception games (2018-22).

FITZPATRICK BLOCK PARTY

- Minkah Fitzpatrick returned an interception for a TD and blocked an extra-point at Cincinnati in Week 1 of 2022 at Cincinnati. He is one of five players to have a pick-6 and a blocked kick in the same game since 2000 and the only to have a blocked extra-point and a pick-6 in the same game over the span.

PLAYERS WITH INT TD AND BLOCKED KICK IN SAME GAME SINCE 2000

| PLAYER, TEAM | OPPONENT |
|---|--------------------------------------|
| Minkah Fitzpatrick, Pittsburgh Steelers | at Cincinnati (09/11/2022) – PAT |
| Jonathan Jones, New England Patriots | vs. Indianapolis (11/06/2022) – Punt |
| Patrick Chung, New England Patriots | at Miami (10/04/2010) – Punt & FG |
| Julius Peppers, Carolina Panthers | at Tampa Bay (11/28/2004) – FG |
| Chad Williams, Baltimore Ravens | at Cincinnati (12/01/2002) – Punt |

ALEX(ANDER) THE GREAT

- LB **Alex Highsmith** finished 2023 with 57 tackles (34 solo), 7.0 sacks, eight tackles for loss, 18 quarterback hits, two interceptions, one returned for a TD, three passes defended and two forced fumbles.
- Highsmith was the only player in the League in 2023 with at least 7.0 sacks and two interceptions.
- Since Highsmith entered the NFL in 2020, he is one of just three players with at least 7.0 sacks and two interceptions in a season.

PLAYERS WITH 7.0+ SACKS, 2 INTS IN A SEASON – SINCE 2020

| YEAR | PLAYER, TEAM | SACKS | INT |
|------|---|-------|-----|
| 2023 | Alex Highsmith, Pittsburgh Steelers | 7.0 | 2 |
| 2022 | Aidan Hutchinson, Detroit Lions | 9.5 | 3 |
| 2020 | Jason Pierre-Paul, Tampa Bay Buccaneers | 9.5 | 4 |

- Highsmith recorded one tackle (one solo), one quarterback hit, one tackle for loss, one interception and 1.0 sack in Week 16 of 2023 vs. Cincinnati.
- His interception was the second of the season and third of his career.
- Highsmith registered two games this season with at least 1.0 sack, one tackle for loss, one quarterback hit and one interception (Week 2 vs. Cleveland and Week 16 vs. Cincinnati).
- Highsmith recorded four tackles (two solo), 2.0 sacks, two tackles for loss and a career-high five QB hits in Week 9 vs. Tennessee.
- His five QB hits were tied for the most in a game in the NFL in 2023.

MOST QB HITS IN A GAME – NFL – 2023

| RANK | PLAYER VS. OPP. (WEEK) | QBH |
|------|--|-----|
| 1. | Alex Highsmith vs. Tennessee (Week 9) | 5 |
| | T.J. Watt vs. San Francisco (Week 1) | 5 |
| | Josh Sweat vs. Minnesota (Week 2) | 5 |
| | Myles Garrett vs. Tennessee (Week 3) | 5 |
| | Sam Hubbard vs. Seattle (Week 6) | 5 |
| | Dexter Lawrence vs. N.Y. Jets (Week 8) | 5 |
| | Nick Bosa at Seattle (Week 12) | 5 |
| | Harold Landry at Miami (Week 14) | 5 |
| | Justin Madubuike vs. L.A. Rams (Week 14) | 5 |
| | Aidan Hutchinson at Dallas (Week 17) | 5 |
| | Aidan Hutchinson vs. Minnesota (Week 18) | 5 |
| | Khalil Mack vs. Kansas City (Week 18) | 5 |

- His five QB hits are tied for the sixth-most in a game by a Steelers player since 2001.

MOST QB HITS IN A GAME – FRANCHISE – SINCE 2001

| RANK | PLAYER VS. OPP. (WEEK, YEAR) | QBH |
|------|---|-----|
| 1. | James Harrison vs. Baltimore (Week 9, 2011) | 7 |
| 2. | Jason Worilds at Cleveland (Week 12, 2013) | 6 |
| | T.J. Watt vs. Atlanta (Week 5, 2018) | 6 |
| | James Harrison vs. Baltimore (Week 9, 2007) | 6 |
| | T.J. Watt vs. Baltimore (Week 13, 2021) | 6 |
| 6. | Alex Highsmith vs. Tennessee (Week 9, 2023) | 5 |
| | T.J. Watt vs. San Francisco (Week 1, 2023) | 5 |
| | T.J. Watt at Baltimore (Week 8, 2020) | 5 |
| | Cameron Heyward at Cincinnati (Week 12, 2019) | 5 |
| | T.J. Watt at Buffalo (Week 1, 2021) | 5 |
| | T.J. Watt vs. Cleveland (Week 17, 2021) | 5 |

- Highsmith was one of five players in 2023 to register 2.0 sacks, two tackles for loss and five QB hits in the same game.

NFL PLAYERS WITH 2.0 SACKS, 2 TFL AND 5 QBH IN A GAME – 2023

| PLAYER VS. OPP. (WEEK) | SACKS | TFL | QBH |
|--|-------|-----|-----|
| Alex Highsmith vs. Tennessee (Week 9) | 2.0 | 2 | 5 |
| Myles Garrett vs. Tennessee (Week 3) | 3.5 | 3 | 5 |
| Harold Landry at Miami (Week 14) | 3.0 | 3 | 5 |
| Nick Bosa at Seattle (Week 12) | 2.0 | 2 | 5 |
| Aidan Hutchinson at Dallas (Week 17) | 3.0 | 4 | 5 |
| Aidan Hutchinson vs. Minnesota (Week 18) | 2.0 | 3 | 5 |

- Highsmith registered two tackles (two solo), 1.0 sack, one forced fumble and one strip sack in Week 5 of 2023 vs. Baltimore.

- He recorded seven tackles (five solo), 1.0 sack, one strip sack, one forced fumble, two quarterback hits, one tackle for loss, one interception and one pass defended in Week 2 of 2023 vs. Cleveland.
- His interception return for TD came nine seconds into game against the Browns. It was the fastest TD to open a game for the Steelers since the 1970 AFL-NFL merger.
- The previous mark was 12 seconds into the game, and it came on Jan. 9, 1983 vs. San Diego (AFC Wildcard, Guy Ruff recovered a fumble on the opening kickoff).
- Highsmith picked off Deshaun Watson on the Browns' first offensive play of the game and returned 30 yards for a TD. It marked the first interception return for TD since Week 1 of 2022 (Minkah Fitzpatrick at Cincinnati) and first interception return for TD by a linebacker since Week 8 of 2020 (Robert Spillane at Baltimore).
- It also marked the first interception return for TD at home since Week 12 of 2020 (Joe Haden vs. Baltimore) and first interception return for TD at home by a linebacker since Week 14 of 2010 (LaMar Woodley vs. Cincinnati).
- Highsmith's 14.5 sacks in 2022 were tied for the sixth-most in single-season franchise history.

MOST SINGLE-SEASON SACKS – FRANCHISE – SINCE 1982

| RANK | PLAYER, YEAR | SACKS |
|------|-------------------------|-------|
| 1. | T.J. Watt, 2021 | 22.5 |
| 2. | T.J. Watt, 2023 | 19.0 |
| 3. | James Harrison, 2008 | 16.0 |
| 4. | T.J. Watt, 2020 | 15.0 |
| | Mike Merriweather, 1984 | 15.0 |
| 6. | T.J. Watt, 2019 | 14.5 |
| | Alex Highsmith, 2022 | 14.5 |
| 8. | Kevin Greene, 1994 | 14.0 |
| | Keith Willis, 1983 | 14.0 |
| 10. | LaMar Woodley, 2009 | 13.5 |
| | Jason Gildon, 2000 | 13.5 |

- Highsmith's seven forced fumbles are tied for the second-most in the NFL since the start of the 2022 season.

MOST FORCED FUMBLES – NFL – SINCE 2022

| RANK | PLAYER | FF |
|------|------------------|----|
| 1. | Bradley Chubb | 9 |
| 2. | Alex Highsmith | 7 |
| | Khalil Mack | 7 |
| | Antoine Winfield | 7 |
| | Myles Garrett | 7 |

- Highsmith six strip sacks are tied for the third-most in the NFL since the start of the 2022 season.

MOST STRIP SACKS – NFL – SINCE 2022

| RANK | PLAYER | STRIP SACKS |
|------|------------------|-------------|
| 1. | Bradley Chubb | 8 |
| 2. | Myles Garrett | 7 |
| 3. | Alex Highsmith | 6 |
| | Haason Reddick | 6 |
| | Trey Hendrickson | 6 |
| | Darrell Taylor | 6 |

PORTER JUNIOR EXCELS AS A ROOKIE

- CB **Joey Porter Jr.**, a second-round (32nd overall) draft selection in 2023, played in all 17 regular-season games (11 starts) in 2023.
- He registered 42 tackles (32 solo), one interception, 10 passes defended, 47.6% completion percentage on targets and 70.1 allowed passer rating.
- Porter's 47.6% completion percentage on targets and 70.1 allowed passer rating are the League's best among qualifying rookies (min. 60 targets).
- His 47.6% completion percentage on targets was the second-best among all players in the NFL in 2023.

LOWEST COMPLETION PCT. ALLOWED – 2023 (MIN. 60 TARGETS)

| RANK | PLAYER | COM. PCT. ALLOWED |
|------|---------------------|-------------------|
| 1. | Martin Emerson | 46.8 |
| 2. | Joey Porter Jr. | 47.6 |
| 3. | Ahkello Witherspoon | 48.1 |
| 4. | Denzel Ward | 48.5 |
| 5. | L'Jarious Snead | 51.0 |

QUEEN REIGNS SUPREME

- LB **Patrick Queen** signed a three-year contract with Pittsburgh this offseason. He started all 67 regular-season games in his four-year career with Baltimore (2020-23). Queen registered 453 tackles (296 solo), 13.5 sacks, five forced fumbles, six fumble recoveries, four interceptions and 15 passes defended.
- In 2023, Queen started all 17 regular-season games and registered a career-high 133 tackles, nine tackles for loss, six QB hits, 3.5 sacks, one fumble recovery, one forced fumble and one interception. He earned Pro Bowl and Associated Press second-team All-Pro honors for the first time in his career.
- Since joining the League in 2020, Queen ranks 15th in tackles (455), tied for 15th in tackles for loss (37) and tied for 11th in interceptions (four) among active linebackers. He has eclipsed 100+ tackles and nine tackles for loss three different times (2020, 2022-23).
- Queen was also named Associated Press Defensive Rookie of the Year in 2020.
- Queen is one of three linebackers (also Demario Davis and Haason Reddick) to post at least nine tackles for loss in each of the last four seasons.
- Queen became the third defender in Baltimore franchise history (Ray Lewis, eight; C.J. Mosley, three) to record three seasons with at least 100 tackles, one forced fumble and one fumble recovery.
- Queen is one of just four NFL defenders to post at least four interceptions, five forced fumbles and six fumble recoveries since 2020 when he entered the league.

PLAYERS WITH 4+ INTS, 5+ FF, 6+ FR – SINCE 2020

| PLAYER | INT. | FF | FR |
|----------------------|------|----|----|
| Foye Oluokun | 6 | 8 | 6 |
| Patrick Queen | 4 | 5 | 6 |
| T.J. Watt | 4 | 12 | 7 |
| Antoine Winfield Jr. | 7 | 11 | 8 |

LET THE HORSES RUN

- Pittsburgh has won 16 of its last 19 (16-1-2, .895) and 26 of its last 30 regular-season games (26-2-2, .900) when it features a 100-yard rusher.
- Pittsburgh improved its overall record to 260-53-3 (.828) in franchise history when it features a 100-yard rusher.
- Pittsburgh improved its regular-season record to 247-49-3 (.831) in franchise history when it features a 100-yard rusher.
- The Steelers improved their overall record to 231-38-3 (.855) since the AFL-NFL merger in 1970 when they feature a 100-yard rusher.
- The Steelers improved their regular-season record to 218-34-3 (.861) since the AFL-NFL merger in 1970 when they feature a 100-yard rusher.

CONVERTING WHEN IT MATTERS

- The Steelers have converted on 20 of 35 fourth-down attempts since the start of the 2022 season, which ranks seventh in the NFL in fourth down-conversion percentage (57.1%).
- Pittsburgh has improved significantly since 2021 (ranked 24th, 47.6%).

BEST FOURTH-DOWN CONVERSION PCT. – SINCE 2022

| RANK | TEAM | 4TH% |
|------|----------------------|------|
| 1. | Philadelphia Eagles | 71.2 |
| 2. | L.A. Rams | 69.0 |
| 3. | Tampa Bay Buccaneers | 60.0 |
| 4. | Kansas City Chiefs | 59.4 |
| 5. | Buffalo Bills | 58.1 |
| 6. | Denver Broncos | 57.8 |
| 7. | Pittsburgh Steelers | 57.1 |
| 8. | Las Vegas Raiders | 56.3 |
| 9. | Cleveland Browns | 55.7 |
| 10. | Minnesota Vikings | 55.1 |

PROTECTING THE QB

- Since the start of the 2019 season, Pittsburgh ranks eight in most games without allowing multiple sacks (36).

MOST GAMES WITHOUT ALLOWING MULTIPLE SACKS – SINCE 2019

| RANK | TEAM | GAMES |
|------|-----------------------|-------|
| 1. | Kansas City Chiefs | 46 |
| 2. | Buffalo Bills | 43 |
| | Green Bay Packers | 43 |
| 4. | Tampa Bay Buccaneers | 40 |
| 5. | New Orleans Saints | 39 |
| 6. | L.A. Rams | 38 |
| | Dallas Cowboys | 38 |
| 8. | Pittsburgh Steelers | 36 |
| 9. | Indianapolis Colts | 35 |
| 10. | Three teams tied with | 32 |

- Since the start of the 2019 season, Pittsburgh ranks tied for fifth in sacks allowed per pass attempt (5.2%).

NFL FEWEST SACKS ALLOWED PER PASS ATTEMPT – SINCE 2019

| RANK | TEAM | SACKS ALLOWED PCT. |
|------|----------------------|--------------------|
| 1. | Kansas City Chiefs | 4.0 |
| 2. | Tampa Bay Buccaneers | 4.4 |
| 3. | Buffalo Bills | 4.9 |
| 4. | Green Bay Packers | 5.1 |
| 5. | Pittsburgh Steelers | 5.2 |
| | Dallas Cowboys | 5.2 |

- Pittsburgh has allowed 160 sacks since the start of the 2019 season, which is the fifth-fewest in the NFL over the span.

NFL FEWEST SACKS ALLOWED – SINCE 2019

| RANK | TEAM | SACKS ALLOWED |
|------|----------------------|---------------|
| 1. | Kansas City Chiefs | 133 |
| 2. | Buffalo Bills | 153 |
| 3. | Green Bay Packers | 154 |
| 4. | Tampa Bay Buccaneers | 155 |
| 5. | Pittsburgh Steelers | 160 |

WILSON JOINS PITTSBURGH

- Nine-time Pro Bowl and Super Bowl XLVIII winning QB **Russell Wilson** signed a one-year contract with Pittsburgh this offseason.
- Wilson has recorded more wins (124) in his first 12 NFL seasons, including the postseason, than every quarterback in League history apart from Peyton Manning (140), Tom Brady (140) and Brett Favre (125).
- Wilson has thrown for at least 3,000 yards every season since entering the NFL in 2012. He has eclipsed 4,000 passing yards in four seasons and registered at least 30 passing TDs on five occasions. Wilson has completed 64.7 percent of his passes, thrown for 334 TDs and 106 interceptions.
- Wilson ranks 12th in NFL regular-season history in passing TDs (334), 13th in victories (115) and 18th in passing yards (43,653). Among signal callers with at least 150 career starts in the NFL, Wilson ranks second in League regular-season history in passer rating (100.0), second in TD/INT ratio (3.2) and 10th in win percentage (.614).
- Wilson has also rushed for 5,307 yards and 23 TDs on 981 carries (5.4 avg.). He is the only quarterback in NFL history to throw for more than 40,000 yards while rushing for at least 5,000 yards.
- Wilson ranks third in TD passes, fourth in completions, fourth in passing yards, sixth in passer rating and 10th in completion percentage among active quarterbacks since entering the League in 2012.
- Wilson has led his teams to double-digit wins in eight different seasons, eight playoff appearances, two Super Bowl berths and a Super Bowl XLVIII win.

WILSON HOLDS SECOND-MOST QB WINS SINCE 2012

- Since entering the NFL in 2012, QB **Russell Wilson** has recorded 124 regular-season/postseason victories and registered a .608 winning percentage. His 124 victories ranks second, trailing only Tom Brady (146), among signal callers in that span.

MOST REGULAR-SEASON/PLAYOFF WINS – SINCE 2012

| RANK | PLAYER | GP | W | L | T | PCT. |
|------|--------------------|-----|-----|----|---|------|
| 1. | Tom Brady | 200 | 146 | 54 | 0 | .730 |
| 2. | Russell Wilson | 204 | 124 | 80 | 0 | .608 |
| 3. | Aaron Rodgers | 177 | 114 | 63 | 0 | .644 |
| 4. | Ben Roethlisberger | 144 | 89 | 55 | 0 | .618 |
| 5. | Matthew Stafford | 183 | 89 | 94 | 1 | .486 |

WILSON 13TH ON NFL'S ALL-TIME TOUCHDOWN LIST

- In 2023, QB **Russell Wilson** completed 297-of-447 passes (66.4%) for 3,070 yards with 26 TDs and eight interceptions (98.0 rtg.). For his career, Wilson has thrown 334 regular-season passing TDs.
- Wilson is one of 14 signal callers in NFL history to register 300 or more passing TDs, and currently ranks 13th on the all-time passing TD list.

MOST REGULAR-SEASON PASSING TDs – NFL HISTORY

| RANK | PLAYER | PASS TDs |
|------|--------------------|----------|
| 1. | Tom Brady | 649 |
| 2. | Drew Brees | 571 |
| 3. | Peyton Manning | 539 |
| 4. | Brett Favre | 508 |
| 5. | Aaron Rodgers | 475 |
| 6. | Philip Rivers | 421 |
| 7. | Dan Marino | 420 |
| 8. | Ben Roethlisberger | 418 |
| 9. | Matt Ryan | 381 |
| 10. | Eli Manning | 366 |
| 11. | Matthew Stafford | 358 |
| 12. | Fran Tarkenton | 342 |
| 13. | Russell Wilson | 334 |

inductee into the Pro Football Hall of Fame

- QB **Russell Wilson** threw two TD passes against New England in Week 16 of 2023, marking the 103rd time in his career that he's thrown at least two TDs in a single game. His 103 such games ranks third since 2012, trailing only Aaron Rodgers (108) and Tom Brady (108).

MOST REGULAR-SEASON MULTIPLE PASSING TD GAMES – SINCE 2012

| RANK | PLAYER | GAMES |
|------|------------------|-------|
| 1. | Aaron Rodgers | 108 |
| | Tom Brady | 108 |
| 3. | Russell Wilson | 103 |
| 4. | Matthew Stafford | 92 |
| 5. | Matt Ryan | 89 |

- QB **Russell Wilson** tossed three TDs and zero interceptions (119.3 rtg.) against Kansas City in Week 8 of 2023. It marked the third time in 2023 in which Wilson threw three TDs in a single game.
- Wilson has 46 career regular-season games with at least three TD passes, which is tied for fourth among QBs since 2012.

MOST REGULAR-SEASON 3+ PASSING TD GAMES – SINCE 2012

| RANK | PLAYER | GAMES |
|------|------------------|-------|
| 1. | Aaron Rodgers | 58 |
| 2. | Tom Brady | 56 |
| 3. | Drew Brees | 54 |
| 4. | Russell Wilson | 46 |
| | Matthew Stafford | 46 |

- Since entering the league in 2012, QB **Russell Wilson** has totaled 31 games in which he's passed for three TDs with zero interceptions.
- Wilson is one of seven signal callers in NFL history to accomplish the feat in at least 30 games.

MOST REGULAR-SEASON 3+ PASSING TD, 0 INT GAMES – NFL HISTORY

| RANK | PLAYER | GAMES |
|------|--------------------|-------|
| 1. | Tom Brady | 68 |
| 2. | Aaron Rodgers | 63 |
| 3. | Drew Brees | 56 |
| 4. | Peyton Manning | 51 |
| 5. | Brett Favre | 36 |
| 6. | Ben Roethlisberger | 35 |
| 7. | Russell Wilson | 31 |

STARTED IN STYLE

- QB **Russell Wilson** owns a 115-72-1 (.614) regular-season record as a starting quarterback.
- His 115 regular-season victories as a starting quarterback are the 13th-most in NFL history.
- His .614 regular-season winning percentage as a starting quarterback is the 10th-highest in NFL history (min. 150 games started).

BEST QB STARTING RECORD – NFL HISTORY (MIN. 150)

| RANK | PLAYER | W | L | T | PCT. |
|------|--------------------|-----|-----|---|------|
| 1. | Tom Brady | 251 | 82 | 0 | .754 |
| 2. | Joe Montana | 117 | 47 | 0 | .713 |
| 3. | Peyton Manning | 186 | 79 | 0 | .702 |
| 4. | Terry Bradshaw | 107 | 51 | 0 | .677 |
| 5. | Ben Roethlisberger | 165 | 81 | 1 | .670 |
| 6. | Aaron Rodgers | 148 | 75 | 1 | .663 |
| 7. | John Elway | 148 | 82 | 1 | .643 |
| 8. | Jim Kelly | 101 | 59 | 0 | .631 |
| 9. | Brett Favre | 186 | 112 | 0 | .624 |
| 10. | Russell Wilson | 115 | 72 | 1 | .614 |

- Wilson earned his 115th win as a starting quarterback in his 186th start in Week 10 of 2023 at Buffalo to mark the eighth-fewest starts in NFL history to win 115 games (Tom Brady, 148; Joe Montana, 161; Ben Roethlisberger, 171; Brett Favre, 172; Peyton Manning, 174; Aaron Rodgers, 176; Dan Marino, 182).
- Wilson earned 108 wins in his first 175 regular-season starts, which was the eighth-most by an NFL QB in NFL history through 175 starts (Tom Brady, 136).
- Wilson became the eighth quarterback in NFL history to record 108 wins in their first 175 regular-season starts (Tom Brady, 136; Ben Roethlisberger, 171; Joe Montana, 117; Peyton Manning, 116; Brett Favre, 116; Aaron Rodgers, 114; Dan Marino, 111).
- Wilson earned 100 wins in his first 150 regular-season starts, which was tied for the fourth-most by an NFL QB in NFL history through 150 starts (Tom Brady, 116).
- Wilson became the fifth quarterback in NFL history to record 100 wins in their first 150 regular-season starts (Tom Brady, 116; Joe Montana, 108; Terry Bradshaw, 102; Ben Roethlisberger, 100).

WINNING NO. 115

- QB **Russell Wilson** became the 13th quarterback in NFL history to record 115 regular-season wins as a starter during Denver's Week 10 win at Buffalo in 2023.
- Wilson joined Tom Brady, Peyton Manning, Brett Favre, Drew Brees, Ben Roethlisberger, Aaron Rodgers, John Elway, Dan Marino, Phillip Rivers, Matt Ryan, Eli Manning and Joe Montana as the only quarterbacks in NFL history with at least 115 regular-season wins as a starting quarterback.

MOST REGULAR-SEASON WINS AS STARTING QB – NFL HISTORY

| RANK | PLAYER | WINS |
|------|--------------------|------|
| 1. | Tom Brady | 251 |
| 2. | Brett Favre | 186 |
| | Peyton Manning | 186 |
| 4. | Drew Brees | 172 |
| 5. | Ben Roethlisberger | 165 |
| 6. | Aaron Rodgers | 148 |
| | John Elway | 148 |
| 8. | Dan Marino | 147 |
| 9. | Philip Rivers | 134 |
| 10. | Matt Ryan | 124 |
| 11. | Eli Manning | 117 |
| | Joe Montana | 117 |
| 13. | Russell Wilson | 115 |

RUSS TOOK ON THE NFC

- QB **Russell Wilson** is 81-46-1 (.637) as a starter in the regular season against NFC opponents during his career.
- Wilson's 81 victories against NFC opponents are the sixth-most by any quarterback in NFL history.

MOST NFC VICTORIES AS STARTING QB – NFL HISTORY

| RANK | PLAYER | WINS |
|------|----------------|------|
| 1. | Brett Favre | 138 |
| 2. | Drew Brees | 115 |
| 3. | Aaron Rodgers | 110 |
| 4. | Matt Ryan | 91 |
| 5. | Eli Manning | 86 |
| 6. | Russell Wilson | 81 |

- Wilson's .637 winning percentage against NFC opponents is the sixth-highest by any quarterback in NFL history (min. 100 starts).

BEST NFC WIN PCT. AS STARTING QB – NFL HISTORY (MIN. 100)

| RANK | PLAYER | W | L | T | PCT. |
|------|----------------|-----|----|---|------|
| 1. | Tom Brady | 80 | 27 | 0 | .748 |
| 2. | Joe Montana | 78 | 29 | 0 | .729 |
| 3. | Steve Young | 73 | 36 | 0 | .670 |
| 4. | Aaron Rodgers | 110 | 56 | 1 | .662 |
| 5. | Brett Favre | 138 | 77 | 0 | .642 |
| 6. | Russell Wilson | 81 | 46 | 1 | .637 |

RUSS AMONG THE ALL-TIME BEST

- QB **Russell Wilson** ranks second in League history in pass yards/attempt (7.71, min. 5,000 pass attempts) and passer rating (100.0, min. 5,000 pass attempts).

HIGHEST PASSING YARDS/ATTEMPT – NFL HISTORY (MIN. 5,000 ATT.)

| RANK | PLAYER | YDS/ATT. |
|------|----------------|----------|
| 1. | Philip Rivers | 7.80 |
| 2. | Russell Wilson | 7.71 |
| | Aaron Rodgers | 7.71 |
| 4. | Dan Fouts | 7.68 |
| 5. | Peyton Manning | 7.67 |

HIGHEST PASSER RATING – NFL HISTORY (MIN. 5,000 ATT.)

| RANK | PLAYER | RTG. |
|------|----------------|-------|
| 1. | Aaron Rodgers | 103.6 |
| 2. | Russell Wilson | 100.0 |
| 3. | Drew Brees | 98.7 |
| 4. | Kirk Cousins | 98.2 |
| 5. | Tom Brady | 97.2 |

BIG BEN, BIG PLAYOFF NUMBERS

- QB **Russell Wilson** has registered a 9-7 (.562) postseason record as a starting quarterback.
- His nine postseason victories as a starting quarterback are tied for the ninth-most in NFL history.
- Wilson's .562 postseason winning percentage as a starting quarterback is tied for the 10th-highest in NFL history (min. 15 games started).

BEST STARTING QB POSTSEASON RECORD – NFL HISTORY (MIN. 15)

| RANK | PLAYER | W | L | T | PCT. |
|------|--------------------|----|----|---|------|
| 1. | Patrick Mahomes | 15 | 3 | 0 | .833 |
| 2. | Terry Bradshaw | 14 | 5 | 0 | .737 |
| 3. | Troy Aikman | 11 | 4 | 0 | .733 |
| 4. | Tom Brady | 35 | 13 | 0 | .729 |
| 5. | Joe Montana | 16 | 7 | 0 | .696 |
| 6. | John Elway | 14 | 7 | 0 | .667 |
| 7. | Roger Staubach | 11 | 6 | 0 | .647 |
| 8. | Joe Flacco | 10 | 6 | 0 | .625 |
| 9. | Ben Roethlisberger | 13 | 10 | 0 | .565 |
| 10. | Russell Wilson | 9 | 7 | 0 | .562 |
| | Donovan McNann | 9 | 7 | 0 | .562 |

- He ranks tied for 14th in NFL postseason history in starts with 16.

MOST QB GAMES STARTED – NFL POSTSEASON HISTORY

| RANK | PLAYER | STARTS |
|------|--------------------|--------|
| 1. | Tom Brady | 48 |
| 2. | Peyton Manning | 27 |
| 3. | Brett Favre | 24 |
| 4. | Ben Roethlisberger | 23 |
| | Joe Montana | 23 |
| 6. | Aaron Rodgers | 21 |
| | John Elway | 21 |
| 8. | Terry Bradshaw | 19 |
| 9. | Patrick Mahomes | 18 |
| | Dan Marino | 18 |
| | Drew Brees | 18 |
| 12. | Roger Staubach | 17 |
| | Jim Kelly | 17 |
| 14. | Russell Wilson | 16 |
| | Joe Flacco | 16 |
| | Donovan McNabb | 16 |

- Wilson also ranks fifth in pass yards/attempt (8.39, min. 250 pass attempts) and 10th in passer rating (95.3, min. 250 pass attempts).

HIGHEST PASSING YARDS/ATTEMPT – NFL POSTSEASON HISTORY (MIN. 250 ATT.)

| RANK | PLAYER | YDS/ATT. |
|------|------------------|----------|
| 1. | Kurt Warner | 8.55 |
| 2. | Jim Plunkett | 8.43 |
| 3. | Terry Bradshaw | 8.41 |
| | Matthew Stafford | 8.41 |
| 5. | Russell Wilson | 8.39 |

HIGHEST PASSER RATING – NFL POSTSEASON HISTORY (MIN. 500 ATT.)

| RANK | PLAYER | RTG. |
|------|------------------|-------|
| 1. | Patrick Mahomes | 105.8 |
| 2. | Kurt Warner | 102.8 |
| 3. | Matthew Stafford | 101.7 |
| 4. | Matt Ryan | 100.8 |
| 5. | Aaron Rodgers | 100.1 |
| 6. | Josh Allen | 100.0 |
| 7. | Alex Smith | 97.4 |
| 8. | Drew Brees | 97.1 |
| 9. | Joe Montana | 95.6 |
| 10. | Russell Wilson | 95.3 |

WILSON WILD COMEBACKS

- In Denver’s 21-20 victory vs. Minnesota in Week 10 of 2023, when the Vikings took a five-point lead (20-15) with 3:17 left in the fourth quarter, QB **Russell Wilson** rallied the Broncos from a tie or deficit in the fourth quarter for the 39th time in his career and the fourth time in 2023 (Week 4 at Chicago, Week 7 vs. Green Bay, Week 9 at Buffalo and Week 10 vs. Minnesota), which is 10th in NFL history.

MOST GAME-WINNING DRIVES – NFL HISTORY

| RANK | PLAYER | GWD |
|------|--------------------|-----|
| 1. | Tom Brady | 58 |
| 2. | Peyton Manning | 54 |
| 3. | Ben Roethlisberger | 53 |
| | Drew Brees | 53 |
| 5. | Dan Marino | 47 |
| 6. | Matt Ryan | 46 |
| 7. | Matthew Stafford | 44 |
| 8. | Brett Favre | 43 |
| 9. | John Elway | 40 |
| 10. | Russell Wilson | 39 |

inductee into the Pro Football Hall of Fame

MOST GAME-WINNING DRIVES – SINCE 2012

| RANK | PLAYER | GWD |
|------|--------------------|-----|
| 1. | Russell Wilson | 39 |
| 2. | Matthew Stafford | 38 |
| 3. | Derek Carr | 34 |
| 4. | Ben Roethlisberger | 30 |
| | Tom Brady | 30 |
| | Matt Ryan | 30 |
| 7. | Kirk Cousins | 28 |
| 8. | Ryan Tannehill | 27 |
| 9. | Drew Brees | 26 |
| 10. | Andy Dalton | 25 |
| | Aaron Rodgers | 25 |

MOST GAME-WINNING DRIVES – 2023

| RANK | PLAYER | GWD |
|------|----------------|-----|
| 1. | Geno Smith | 5 |
| 2. | Russell Wilson | 4 |
| | Jalen Hurts | 4 |
| | Desmond Ridder | 4 |
| | Josh Allen | 4 |

- Wilson led the Broncos to an offensive scoring drive in the fourth quarter with the team trailing by one score to either tie or take the lead four times in 2023 (Week 4 at Chicago, Week 7 vs. Green Bay, Week 9 at Buffalo and Week 10 vs. Minnesota) and 31 times in his career, which is tied for ninth in NFL history.

MOST 4TH QUARTER COMEBACKS – NFL HISTORY

| RANK | PLAYER | YEARS | 4QC |
|------|--------------------|-----------|-----|
| 1. | Tom Brady | 2001-22 | 55 |
| 2. | Peyton Manning | 1998-2015 | 45 |
| 3. | Ben Roethlisberger | 2004-21 | 44 |
| 4. | Matt Ryan | 2008-22 | 39 |
| 5. | Drew Brees | 2002-20 | 38 |
| 6. | Matthew Stafford | 2009- | 37 |
| 7. | Dan Marino | 1983-99 | 36 |
| | Johnny Unitas | 1956-70 | 36 |
| 9. | Russell Wilson | 2012- | 35 |
| | John Elway | 1983-98 | 35 |

inductee into the Pro Football Hall of Fame

MOST 4TH QUARTER COMEBACKS – 2023

| RANK | PLAYER | 4QC |
|------|----------------|-----|
| 1. | Russell Wilson | 4 |
| | Geno Smith | 4 |
| 3. | Jalen Hurts | 3 |
| | Kenny Pickett | 3 |
| | Zach Wilson | 3 |

MOST 4TH QUARTER COMEBACKS – SINCE 2012

| RANK | PLAYER | 4QC |
|------|--------------------|-----|
| 1. | Russell Wilson | 31 |
| 2. | Matthew Stafford | 30 |
| 3. | Derek Carr | 28 |
| 4. | Matt Ryan | 27 |
| 5. | Ryan Tannehill | 26 |
| 6. | Tom Brady | 25 |
| 7. | Ben Roethlisberger | 23 |
| 8. | Kirk Cousins | 22 |
| 9. | Andy Dalton | 21 |
| 10. | Drew Brees | 18 |
| | Aaron Rodgers | 18 |

- Wilson picked up his 27th regular-season victory and fourth in 2023 (Week 4 at Chicago, Week 7 vs. Green Bay, Week 10 at Buffalo and Week 11 vs. Minnesota) in games decided by three points or less.
- Wilson's four victories in games decided by three points or less in 2023 was the most in the NFL.

MOST QB VICTORIES IN GAMES DECIDED BY THREE PTS OR LESS – 2023

| RANK | PLAYER | WINS |
|------|-----------------|------|
| 1. | Russell Wilson | 4 |
| 2. | Jordan Love | 3 |
| | Geno Smith | 3 |
| | Gardner Minshew | 3 |
| | Deshaun Watson | 3 |

- Wilson improved to 27-24-1 (.529) in regular-season games decided by three points or less with him under center.
- Wilson's 27 regular-season victories in games decided by three points or less with him under center are the most in the NFL since 2012.

MOST QB VICTORIES IN REGULAR-SEASON GAMES DECIDED BY THREE PTS OR LESS – SINCE 2012

| RANK | PLAYER | WINS |
|------|------------------|------|
| 1. | Russell Wilson | 27 |
| 2. | Derek Carr | 25 |
| | Matthew Stafford | 25 |
| 4. | Ryan Tannehill | 24 |
| 5. | Matt Ryan | 20 |

- Wilson's .529 regular-season win percentage in games decided by three points or less with him under center is the seventh-highest in NFL history.

HIGHEST QB WIN PCT. IN REGULAR-SEASON GAMES DECIDED BY THREE PTS OR LESS – NFL HISTORY (MIN. 50)

| RANK | PLAYER | W | L | T | PCT. |
|------|--------------------|----|----|---|------|
| 1. | Tom Brady | 39 | 20 | 0 | .661 |
| 2. | Peyton Manning | 37 | 21 | 0 | .638 |
| 3. | Dan Marino | 33 | 23 | 0 | .589 |
| 4. | Ben Roethlisberger | 33 | 23 | 1 | .588 |
| 5. | Brett Favre | 33 | 24 | 0 | .579 |
| 6. | Matthew Stafford | 28 | 23 | 1 | .548 |
| 7. | Russell Wilson | 27 | 24 | 1 | .529 |
| 8. | Drew Bledsoe | 26 | 25 | 0 | .510 |
| 9. | Matt Ryan | 29 | 28 | 1 | .509 |
| 10. | Drew Brees | 34 | 34 | 0 | .500 |

THROWING TO PAY DIRT

- QB **Russell Wilson** has thrown 20 or more TD passes 11 times over his 12-year career. The 11 20+ TD passing seasons are tied for the 11th-most since the 1970 AFL-NFL merger.

20+ TD PASS SEASONS – SINCE 1970

| RANK | PLAYER | SEASONS |
|------|--------------------|---------|
| 1. | Tom Brady | 20 |
| 2. | Drew Brees | 17 |
| 3. | Peyton Manning | 16 |
| 4. | Brett Favre | 15 |
| | Philip Rivers | 15 |
| 6. | Dan Marino | 13 |
| | Aaron Rodgers | 13 |
| | Matt Ryan | 13 |
| 9. | Ben Roethlisberger | 12 |
| | Eli Manning | 12 |
| 11. | Russell Wilson | 11 |
| | Matthew Stafford | 11 |

- Wilson has thrown 25 or more TD passes nine times over his 12-year career. The nine 25+ TD passing seasons are tied for the seventh-most since the 1970 AFL-NFL merger.

25+ TD PASS SEASONS – SINCE 1970

| RANK | PLAYER | SEASONS |
|------|--------------------|---------|
| 1. | Tom Brady | 17 |
| 2. | Peyton Manning | 16 |
| 3. | Drew Brees | 14 |
| 4. | Aaron Rodgers | 13 |
| 5. | Brett Favre | 11 |
| | Philip Rivers | 11 |
| 7. | Russell Wilson | 9 |
| | Ben Roethlisberger | 9 |
| | Matt Ryan | 9 |
| 10. | Kirk Cousins | 8 |

- Wilson has thrown 30 or more TD passes five times over his 12-year career. The five 30+ TD passing seasons are the seventh-most since the 1970 AFL-NFL merger.

30+ TD PASS SEASONS – SINCE 1970

| RANK | PLAYER | SEASONS |
|------|--------------------|---------|
| 1. | Drew Brees | 10 |
| 2. | Peyton Manning | 9 |
| | Brett Favre | 9 |
| | Tom Brady | 9 |
| 5. | Aaron Rodgers | 8 |
| 6. | Philip Rivers | 6 |
| 7. | Russell Wilson | 5 |
| 8. | Ben Roethlisberger | 4 |
| | Patrick Mahomes | 4 |
| | Dan Marino | 4 |
| | Tony Romo | 4 |

- Wilson has registered 103 multi-TD pass games in his regular-season career, which is the 12th-most in NFL history.

MOST MULTI-TD PASS GAMES – NFL HISTORY

| RANK | PLAYER | GAMES |
|------|--------------------|-------|
| 1. | Tom Brady | 204 |
| 2. | Drew Brees | 173 |
| 3. | Peyton Manning | 165 |
| 4. | Brett Favre | 159 |
| 5. | Aaron Rodgers | 150 |
| 6. | Philip Rivers | 142 |
| 7. | Dan Marino | 127 |
| 8. | Ben Roethlisberger | 124 |
| 9. | Matt Ryan | 118 |
| 10. | Eli Manning | 107 |
| 11. | Matthew Stafford | 108 |
| 12. | Russell Wilson | 103 |

- Wilson has recorded three or more passing TDs in 46 regular season games, which is the 12th-most in NFL history.

MOST 3+ TD PASS GAMES – NFL HISTORY

| RANK | PLAYER | GAMES |
|------|--------------------|-------|
| 1. | Tom Brady | 104 |
| 2. | Drew Brees | 97 |
| 3. | Peyton Manning | 93 |
| 4. | Aaron Rodgers | 82 |
| 5. | Brett Favre | 72 |
| 6. | Dan Marino | 62 |
| 7. | Philip Rivers | 61 |
| 8. | Ben Roethlisberger | 56 |
| 9. | Matthew Stafford | 55 |
| 10. | Eli Manning | 49 |
| 11. | Matt Ryan | 47 |
| 12. | Russell Wilson | 46 |

- Wilson has registered a passer rating of 100.0 or higher in 96 regular-season games, which is ninth in NFL history.

MOST GAMES WITH 100.0+ PASSER RATING – NFL HISTORY

| RANK | PLAYER | GAMES |
|------|--------------------|-------|
| 1. | Tom Brady | 156 |
| 2. | Drew Brees | 141 |
| 3. | Aaron Rodgers | 120 |
| 4. | Peyton Manning | 112 |
| 5. | Philip Rivers | 111 |
| 6. | Brett Favre | 108 |
| 7. | Ben Roethlisberger | 102 |
| 8. | Matt Ryan | 97 |
| 9. | Russell Wilson | 96 |
| 10. | Matthew Stafford | 78 |

A DUAL-THREAT QB

- QB **Russell Wilson** rushed for 56 yards on six carries (9.3 avg.) in Week 2 of 2023 vs. Washington. He surpassed 5,000 rushing yards for his career.
- Wilson became the first QB in league history to pass for 40,000 yards while rushing for 5,000.
- For his career, Wilson has tallied 981 rushes for 5,307 yards (5.4 avg.) with 29 rushing TDs. His 5,307 yards on the ground are the third-most all time among signal callers, trailing only Mike Vick (6,109) and Cam Newton (5,628).

MOST REGULAR-SEASON QB RUSH YARDS – NFL HISTORY

| RANK | PLAYER | GP | ATT. | YDS. | AVG. | TDS |
|------|--------------------|-----|-------|-------|------|-----|
| 1. | Michael Vick | 143 | 873 | 6,109 | 7.0 | 36 |
| 2. | Cam Newton | 148 | 1,118 | 5,628 | 5.0 | 75 |
| 3. | Russell Wilson | 188 | 981 | 5,307 | 5.4 | 29 |
| 4. | Lamar Jackson | 86 | 875 | 5,258 | 6.0 | 29 |
| 5. | Randall Cunningham | 162 | 775 | 4,928 | 6.4 | 35 |

WILSON POSTS SECOND-MOST REGULAR-SEASON TDs IN FIRST 12 YEARS

- QB **Russell Wilson** threw his 329th career TD in Week 13 of 2023 at Houston. His TD pass eclipsed Pro Football Hall of Fame QB Dan Marino (328) for the second-most passing TDs by an NFL quarterback in his first 12 professional seasons.

MOST REGULAR-SEASON PASSING TDs IN FIRST 12 YEARS – NFL HISTORY

| RANK | PLAYER | PASS TDs |
|------|----------------|----------|
| 1. | Peyton Manning | 366 |
| 2. | Russell Wilson | 334 |
| 3. | Dan Marino | 328 |
| 4. | Drew Brees | 324 |
| 5. | Matt Ryan | 321 |

inductee into the Pro Football Hall of Fame

WILSON'S PASSER RATING CONSISTENTLY OVER 100

- QB **Russell Wilson** has recorded the most regular-season games with a passer rating of 100.0 or higher (96) among all NFL quarterbacks since entering the league in 2012.

MOST REGULAR-SEASON GAMES WITH PASSER RATING OF 100 OR HIGHER – SINCE 2012

| RANK | PLAYER | GAMES |
|------|----------------|-------|
| 1. | Russell Wilson | 96 |
| 2. | Tom Brady | 81 |
| 3. | Aaron Rodgers | 80 |
| 4. | Drew Brees | 77 |
| 5. | Matt Ryan | 74 |

- Wilson has a 100.0 career passer rating. He's one of four passers in NFL history to record a career passer rating of 100 or higher, trailing only Aaron Rodgers (103.6), Patrick Mahomes (103.5) and Deshaun Watson (100.8) (min. 50 GP).

HIGHEST REGULAR-SEASON PASSER RTG. – NFL HISTORY (MIN. 50 GP)

| RANK | PLAYER | RTG. |
|------|-----------------|-------|
| 1. | Aaron Rodgers | 103.6 |
| 2. | Patrick Mahomes | 103.5 |
| 3. | Deshhaun Watson | 100.8 |
| 4. | Russell Wilson | 100.0 |
| 5. | Dak Prescott | 99.0 |

MR. 300 / 100

- QB **Russell Wilson** has completed 3,668-of-5,665 passes (64.7%) for 43,653 yards with 334 TDs and 106 interceptions (100.0 rtg.).
- With 300+ passing TDs and a passer rating of 100 or higher, Wilson is one of two signal callers in League history with those totals, joining Aaron Rodgers.

300+ PASSING TDs, 100.0+ QB RATING – NFL HISTORY

| RANK | PLAYER | PASS TDs | RTG. |
|------|----------------|----------|-------|
| 1. | Aaron Rodgers | 475 | 103.6 |
| 2. | Russell Wilson | 334 | 100.0 |

NAJEE HARRIS (ING) OPPOSING DEFENSES

- RB **Najee Harris** is the only player in the NFL to register 1,000 yards rushing in each of the last three seasons.

NFL CONSECUTIVE 1,000-YARD RUSHING SEASONS – ACTIVE

| RANK | PLAYER | SEASONS |
|------|--|-------------|
| 1. | Najee Harris, Pittsburgh Steelers | 3 (2021-23) |
| 2. | Derrick Henry, Tennessee Titans | 2 (2002-23) |
| | Tony Pollard, Dallas Cowboys | 2 (2002-23) |
| | Christian McCaffrey, San Francisco 49ers | 2 (2002-23) |
| | Travis Etienne, Jacksonville Jaguars | 2 (2002-23) |

- Harris is the first player in franchise history to record 1,000 yards rushing in each of his first three seasons in the NFL.
- His three 1,000-yard rushing seasons are tied for the third-most in franchise history (Le'Veon Bell, Willie Parker).

MOST 1,000-YARD RUSHING SEASONS – FRANCHISE HISTORY

| RANK | PLAYER | SEASONS |
|------|---------------|---------|
| 1. | Franco Harris | 8 |
| 2. | Jerome Bettis | 6 |
| 3. | Najee Harris | 3 |
| | Le'Veon Bell | 3 |
| | Willie Parker | 3 |

- Harris is the 17th player in NFL history to record 1,000 yards rushing in each of his first three seasons in the NFL.
- He is the first player in the League to record 1,000 yards rushing in each of his first three seasons in the NFL since Alfred Morris (Washington, 2012-14).

THREE 1,000-YARD RUSHING SEASONS IN FIRST THREE YEARS

| PLAYER | SEASONS |
|--|--------------------|
| Najee Harris, Pittsburgh Steelers | 3 (2021-23) |
| Alfred Morris, Washington Redskins | 3 (2012-14) |
| Chris Johnson, Tennessee Titans | 3 (2008-10) |
| Adrian Peterson, Oklahoma Sooners | 3 (2007-09) |
| Clinton Portis, Washington Redskins | 3 (2002-04) |
| LaDainian Tomlinson, San Diego Chargers | 3 (2001-03) |
| Corey Dillon, Cincinnati Bengals | 3 (1997-99) |
| Eddie George, Tennessee Titans | 3 (1996-98) |
| Curtis Martin, New England Patriots | 3 (1995-97) |
| Terrell Davis, Denver Broncos | 3 (1995-97) |
| Barry Sanders, Detroit Lions | 3 (1989-91) |
| Eric Dickerson, L.A. Rams | 3 (1983-85) |
| Ottis Anderson, St. Louis Cardinals | 3 (1979-81) |
| William Andrews, Atlanta Falcons | 3 (1979-81) |
| Earl Campbell, Houston Oilers | 3 (1978-80) |
| Tony Dorsett, Dallas Cowboys | 3 (1977-79) |
| John Brockington, Green Bay Packers | 3 (1971-73) |

- Harris was much more efficient on the ground after Week 9 in 2023.

RUSHING WEEKS 1-8 VS. WEEK 9-18

| WEEKS 1-8 | | WEEKS 9-18 |
|----------------------|------------------------|------------|
| Rushing Stats | | |
| 12.0 | Rushes/Game | 17.1 |
| 44.7 | Rush Yards/Game | 72.2 |
| 3.7 | Yards/Rush | 4.2 |
| 0.14 | Rush TDs/Game | 0.70 |
| 2.3 | 1st Downs by Rush/Game | 3.50 |
| 19.0 | First Down Rush Pct. | 24.43 |
| 1.0 | 10+ Yard Rushes/Game | 1.70 |
| 11.1 | 10+ Yard Rush Pct. | 9.9 |

- Harris recorded season-highs in carries (27), rushing yards (122), TDs (two) and rushing yards after contact (+41) in Week 17 at Seattle. He gained 118 of his rushing yards after contact, the second-most in a game in his career.
- Harris rushed for 722 yards after Week 9 in 2023, which was the second-most in the League over the span.

MOST RUSHING YARDS – AFTER WEEK 9 IN 2023

| RANK | PLAYER, TEAM | RUSH YDS |
|------|--|------------|
| 1. | Christian McCaffrey, San Francisco 49ers | 807 |
| 2. | Najee Harris, Pittsburgh Steelers | 722 |
| 3. | Devin Singletary, Houston Texans | 715 |
| 4. | Kyren Williams, L.A. Rams | 688 |
| 5. | Rachaad White, Tampa Bay Buccaneers | 685 |

- Harris registered eight carries for at least 20 yards in 2023, which was tied for the fourth-most in the NFL.

MOST 20+ YARD RUNS – 2023

| RANK | PLAYER, TEAM | 20+ RUNS |
|------|--|----------|
| 1. | James Conner, Arizona Cardinals | 11 |
| 2. | Jahmyr Gibbs, Detroit Lions | 10 |
| 3. | Christian McCaffrey, San Francisco 49ers | 9 |
| 4. | Najee Harris, Pittsburgh Steelers | 8 |
| | Devon Achane, Miami Dolphins | 8 |

- Harris is one of two players in the NFL with 3,300 or more rushing yards and 875 or more receiving yards since the start of the 2021 season.

PLAYERS WITH 3,300+ RUSH YARDS, 875+ REC. YARDS – SINCE 2021

| PLAYER, TEAM | RUSH YDS | REC YDS |
|-----------------------------------|----------|---------|
| Najee Harris, Pittsburgh Steelers | 3,269 | 866 |
| Josh Jacobs, Green Bay Packers | 3,330 | 1,044 |

- Harris' 3,339 rush yards are the fourth-most in the NFL since the start of the 2021 season.

MOST RUSH YARDS – SINCE 2021

| RANK | PLAYER, TEAM | YDS |
|------|-------------------------------------|-------|
| 1. | Derek Henry, Baltimore Ravens | 3,688 |
| 2. | Jonathan Taylor, Indianapolis Colts | 3,461 |
| 3. | Josh Jacobs, Green Bay Packers | 3,414 |
| 4. | Najee Harris, Pittsburgh Steelers | 3,339 |
| 5. | Joe Mixon, Houston Texans | 3,212 |

- Harris' 4,214 scrimmage yards are the sixth-most by a running back in the NFL since the start of the 2021 season.

MOST SCRIMMAGE YARDS BY RUNNING BACK – SINCE 2021

| RANK | PLAYER, TEAM | YDS |
|------|--|-------|
| 1. | Christian McCaffrey, San Francisco 49ers | 4,688 |
| 2. | Josh Jacobs, Green Bay Packers | 4,478 |
| 3. | Derrick Henry, Baltimore Ravens | 4,454 |
| 4. | Joe Mixon, Houston Texans | 4,362 |
| 5. | Austin Ekeler, Washington Commanders | 4,321 |
| 6. | Najee Harris, Pittsburgh Steelers | 4,214 |
| 7. | Jonathan Taylor, Indianapolis Colts | 4,117 |
| 8. | Alvin Kamara, New Orleans Saints | 3,994 |
| 9. | Saquon Barkley, Philadelphia Eagles | 3,880 |
| 10. | Tony Pollard, Tennessee Titans | 3,844 |

RUMBLE, YOUNG MAN, RUMBLE

- RB **Jaylen Warren** led the team with 129 yards on nine carries (14.3 avg.) while adding 16 receiving yards on three receptions (5.3 avg.) in Week 11 of 2023 at Cleveland.
- Warren registered a 74-yard TD run with 14:10 remaining in the third quarter that cut the Browns lead to 10-7.
- The 74-yard TD run is the longest by the Steelers since Le'Veon Bell had an 81-yard TD run in Week 3 of 2014 (at Carolina).
- The 74-yard TD run is the second-longest by the Steelers in the series history with Cleveland (Willie Parker had an 80-yard TD run in Week 16 of 2005).
- He was the first Steelers player to rush for 100 or more yards in consecutive games since James Conner in Weeks 2-3 of 2020.
- Warren is the first undrafted running back to register back-to-back 100-yard rushing games since C.J. Anderson (L.A. Rams) in Weeks 16 and 17 of 2018.
- He is the second undrafted running back in franchise history to register back-to-back 100-yard rushing games. Willie Parker is the only other undrafted running back in franchise history to accomplish the feat (had streaks of four games, three games, three games, two games, two games and two games).

RUSHING WEEKS 1-8 VS. WEEK 9-18

| WEEKS 1-8 | | WEEKS 9-18 |
|---------------|------------------------|------------|
| Rushing Stats | | |
| 6.4 | Rushes/Game | 10.4 |
| 25.0 | Rush Yards/Game | 60.9 |
| 3.89 | Yards/Rush | 5.9 |
| 0.14 | Rush TDs/Game | 0.30 |
| 1.3 | 1st Downs by Rush/Game | 2.70 |
| 20.0 | First Down Rush Pct. | 26.0 |
| 0.71 | 10+ Yard Rushes/Game | 1.90 |
| 11.1 | 10+ Yard Rush Pct. | 18.3 |

- Warren registered 19 runs of 10 yards or more after Week 9 in 2023, which was tied for the fifth-most in the League over the span.

MOST 10+ RUSHES – AFTER WEEK 9

| RANK | PLAYER, TEAM | 10+ RUSHES |
|------|--|------------|
| 1. | Christian McCaffrey, San Francisco 49ers | 28 |
| 2. | James Conner, Arizona Cardinals | 21 |
| 3. | Devin Singletary, Houston Texans | 20 |
| | James Cook, Buffalo Bills | 20 |
| 5. | Jaylen Warren, Pittsburgh Steelers | 19 |
| | Saquon Barkley, N.Y. Giants | 19 |
| | Jonathan Taylor, Indianapolis Colts | 19 |

- Warren averaged 5.86 yards/rush after Week 9 in 2023, which was the second-best in the League over the span (min. 100 carries).

MOST YARDS/RUSH – AFTER WEEK 9 (MIN. 100)

| RANK | PLAYER, TEAM | YDS/RUSH |
|------|--|----------|
| 1. | Christian McCaffrey, San Francisco 49ers | 5.98 |
| 2. | Jaylen Warren, Pittsburgh Steelers | 5.86 |
| 3. | Kyren Williams, L.A. Rams | 5.25 |
| 4. | Jahmyr Gibbs, Detroit Lions | 5.15 |
| 5. | David Montgomery, Detroit Lions | 5.04 |

FREIERMUTH, FLYING HIGH

- TE **Pat Freiermuth**, who missed five games to injury, finished the 2023 season with 32 receptions for 308 yards (9.6 avg.) and two TDs.
- Freiermuth recorded the first 100-yard receiving game of his career, finishing with nine receptions for 120 yards (both career highs) in Week 12 at Cincinnati.
- His 120 yards receiving were the 10th-most by a tight end in the NFL in 2023.

MOST RECEIVING YARDS BY TE – GAME – 2023

| RANK | PLAYER, OPP. | YDS |
|------|---|-----|
| 1. | Travis Kelce, Kansas City vs. L.A. Chargers, Week 7 | 179 |
| 2. | George Kittle, San Francisco vs. Cincinnati, Week 8 | 149 |
| 3. | Sam LaPorta, Detroit vs. New Orleans, Week 13 | 140 |
| 4. | T.J. Hockenson, Minnesota vs. New Orleans, Week 10 | 134 |
| | David Njoku, Cleveland vs. N.Y. Jets, Week 17 | 134 |
| 6. | Trey McBride, Arizona vs. Atlanta, Week 10 | 131 |
| 7. | Dalton Schultz, Houston vs. Tampa Bay, Week 9 | 130 |
| 8. | George Kittle, San Francisco vs. Baltimore, Week 16 | 126 |
| 9. | Travis Kelce, Kansas City vs. Denver, Week 6 | 124 |
| 10. | Pat Freiermuth, Pittsburgh at Cincinnati, Week 12 | 120 |

- His 120 yards receiving are the third-most by a tight end in franchise history.

MOST RECEIVING YARDS BY TE – GAME – FRANCHISE HISTORY

| RANK | PLAYER, OPP. | YDS |
|------|---|-----|
| 1. | Eric Green at Philadelphia, Week 4 of 1991 | 158 |
| 2. | Jesse James vs. Kansas City, Week 2 of 2018 | 138 |
| 3. | Pat Freiermuth at Cincinnati, Week 12 of 2023 | 120 |
| 4. | Eric Green at Seattle, Week 17 of 1993 | 119 |
| 5. | Heath Miller vs. Green Bay, Week 15 of 2009 | 118 |

- His nine receptions are tied for the fifth-most by a tight end in franchise history.

MOST RECEPTIONS BY TE – GAME – FRANCHISE HISTORY

| RANK | PLAYER, OPP. | REC. |
|------|---|------|
| 1. | Heath Miller vs. Tampa Bay, Week 4 of 2014 | 10 |
| | Heath Miller vs. Cincinnati, Week 8 of 2015 | 10 |
| | Heath Miller at Cincinnati, Week 15 of 2015 | 10 |
| | Heath Miller vs. Baltimore, Week 14 of 2017 | 10 |
| 5. | Pat Freiermuth at Cincinnati, Week 12 of 2023 | 9 |
| | Randy Grossman vs. Houston Oilers, Week 8 of 1978 | 9 |

- His 63 receptions in 2022 were tied for the fourth-most in a season by a tight end in franchise history.

MOST RECEPTIONS BY TE – SEASON – FRANCHISE HISTORY

| RANK | PLAYER, YEAR | REC. |
|------|----------------------|------|
| 1. | Heath Miller, 2009 | 76 |
| 2. | Heath Miller, 2012 | 71 |
| 3. | Heath Miller, 2014 | 66 |
| 4. | Pat Freiermuth, 2022 | 63 |
| | Eric Green, 1993 | 63 |
| 6. | Pat Freiermuth, 2021 | 60 |
| | Heath Miller, 2015 | 60 |
| 8. | Heath Miller, 2013 | 58 |
| 9. | Eric Ebron, 2020 | 56 |
| 10. | Heath Miller, 2011 | 51 |

- His 732 receiving yards in 2022 were the fifth-most in a season by a tight end in franchise history.

MOST RECEIVING YARDS BY TE – SEASON – FRANCHISE HISTORY

| RANK | PLAYER, YEAR | YDS |
|------|----------------------|-----|
| 1. | Eric Green, 1993 | 942 |
| 2. | Heath Miller, 2012 | 816 |
| 3. | Heath Miller, 2009 | 789 |
| 4. | Heath Miller, 2014 | 761 |
| 5. | Pat Freiermuth, 2022 | 732 |
| 6. | Heath Miller, 2011 | 631 |
| 7. | Eric Green, 1994 | 618 |
| 8. | Vance McDonald, 2018 | 610 |
| 9. | Heath Miller, 2013 | 593 |
| 10. | Eric Green, 1991 | 582 |

- His 11 TD receptions are tied for the 11th-most among tight ends since the start of the 2021 season.

MOST TD RECEPTIONS BY TE – NFL – SINCE 2021

| RANK | PLAYER | TDS |
|------|-------------------------------------|-----|
| 1. | Travis Kelce, Kansas City Chiefs | 26 |
| 2. | George Kittle, San Francisco 49ers | 23 |
| 3. | Mark Andrews, Baltimore Ravens | 20 |
| 4. | Dalton Schultz, Houston Texans | 18 |
| 5. | Hunter Henry, New England Patriots | 17 |
| | Dawson Knox, Buffalo Bills | 17 |
| 7. | Juwon Johnson, New Orleans Saints | 16 |
| 8. | T.J. Hockenson, Minnesota Vikings | 15 |
| 9. | David Njoku, Cleveland Browns | 14 |
| 10. | Cole Kmet, Chicago Bears | 13 |
| 11. | Pat Freiermuth, Pittsburgh Steelers | 11 |
| | Gerald Everett, L.A. Chargers | 11 |
| | Evan Engram, Jacksonville Jaguars | 11 |

- His 155 receptions are the most by a tight end in franchise history over their first three years in the NFL.

MOST RECEPTIONS IN FIRST THREE YEARS – FRANCHISE HISTORY

| RANK | PLAYER | REC. |
|------|----------------|------|
| 1. | Pat Freiermuth | 155 |
| 2. | Heath Miller | 120 |
| 3. | Jesse James | 90 |
| 4. | Eric Green | 89 |
| 5. | Mark Bruener | 56 |

- Freiermuth was the 10th tight end in NFL history to reach 100 career receptions in 25 games or less.
- Freiermuth reached 100 career receptions in his 25th game in the NFL, which is the 10th-fewest games needed to reach 100 receptions in NFL history.
- Freiermuth reached 1,000 receiving yards in his 26th career games, which is tied for the fastest by a tight end in franchise history (Eric Green).
- His 1,537 receiving yards are the most by a tight end in franchise history over their first three years in the NFL.

MOST YARDS BY TE IN FIRST THREE YEARS – FRANCHISE HISTORY

| RANK | PLAYER | YDS |
|------|-------------------|-------|
| 1. | Pat Freiermuth | 1,537 |
| 2. | Heath Miller | 1,418 |
| 3. | Eric Green | 1,121 |
| 4. | Jesse James | 766 |
| 5. | Bennie Cunningham | 717 |

- His 11 TD catches are the third-most by a tight end in franchise history over their first three years in the NFL.

MOST TD RECEPTIONS BY TE IN FIRST THREE YEARS – FRANCHISE HISTORY

| RANK | PLAYER | TDS |
|------|----------------|-----|
| 1. | Heath Miller | 18 |
| 2. | Eric Green | 15 |
| 3. | Pat Freiermuth | 11 |
| 4. | Mark Bruener | 9 |
| 5. | Jesse James | 7 |

PICK(ENS) OF THE LITTER

- WR **George Pickens** caught 63 passes for 1,140 yards (18.1 avg.) and five TDs in 2023.
- Pickens' 18.1 yards/reception was the second-best in the NFL in 2023 (min. two receptions/game).

BEST YARDS/REC. – 2023 (MIN. 2 REC./GAME)

| RANK | PLAYER | AVG. |
|------|--|-------------|
| 1. | George Pickens, Pittsburgh Steelers | 18.1 |
| 2. | Brandon Aiyuk, San Francisco 49ers | 17.9 |
| 3. | Amari Cooper, Cleveland Browns | 17.4 |
| 4. | DK Metcalf, Seattle Seahawks | 16.9 |
| 5. | Gabe Davis, Buffalo Bills | 16.6 |

- His 18.1 yards/reception in 2023 was tied for the fourth-best in franchise history since 2000 (min. two receptions/game).

BEST YARDS/REC. – FRANCHISE – SINCE 2000 (MIN. 2 REC./GAME)

| RANK | PLAYER, YEAR | AVG. |
|------|-----------------------------|-------------|
| 1. | Mike Wallace, 2010 | 21.0 |
| 2. | Plaxico Burress, 2004 | 19.9 |
| 3. | Mike Wallace, 2009 | 19.4 |
| 4. | George Pickens, 2023 | 18.1 |
| | Santonio Holmes, 2007 | 18.1 |

- Pickens is the first Steelers wideout with back-to-back 100-yard receiving games since Diontae Johnson in Week 10 (vs. Cincinnati) and Week 11 (at Jacksonville) of 2020.
- His 326 receiving yards in weeks 16 and 17 (195 vs. Cincinnati; 131 at Seattle) is the fourth-most in a two-game span in franchise history.

MOST YARDS IN TWO-GAME SPAN – FRANCHISE HISTORY

| RANK | NAME | WEEKS | YEAR | YARDS |
|------|-----------------------|--------------|-------------|------------|
| 1. | Antonio Brown | 9,10 | 2015 | 423 |
| 2. | Antonio Brown | 8,9 | 2015 | 331 |
| 3. | Antonio Brown | 1,2 | 2015 | 328 |
| 4. | George Pickens | 16,17 | 2023 | 326 |
| 5. | Plaxico Burress | 8,9 | 2002 | 322 |

- Pickens registered five 100-yard receiving games in 2023 and six in his career.
- His five 100-yard receiving games in 2023 are tied for the eighth-most in single-season franchise history.

MOST 100-YARD GAMES – SEASON – FRANCHISE HISTORY

| RANK | PLAYER, YEAR | GAMES |
|------|------------------------------|----------|
| 1. | Antonio Brown, 2015 | 9 |
| 2. | Juju Smith-Schuster, 2018 | 8 |
| | Antonio Brown, 2017 | 8 |
| | Antonio Brown, 2014 | 8 |
| 5. | Mike Wallace, 2010 | 7 |
| | John Stallworth, 1984 | 7 |
| 7. | Yancey Thigpen, 1997 | 6 |
| 8. | George Pickens, 2023 | 5 |
| | Four others played tied with | 5 |

- His six 100-yard receiving games in 2023 are tied for the third-most by a Steelers player in their first two seasons in the NFL.

MOST 100-YARD GAMES IN FIRST TWO YEARS – FRANCHISE HISTORY

| RANK | PLAYER, YEARS | GAMES |
|------|--------------------------------|----------|
| 1. | Juju Smith-Schuster, 2017-18 | 11 |
| 2. | Mike Wallace, 2009-10 | 8 |
| 3. | George Pickens, 2022-23 | 6 |
| | Louis Lipps, 1984-85 | 6 |
| 5. | Martavis Bryant, 2014-15 | 5 |

- Pickens recorded a career-best and team-high 195 receiving yards and two TDs on four receptions in Week 16 vs. Cincinnati.
- He is the second wide receiver in franchise history to register multiple 60+ yard TD receptions in the same game (Louis Lipps in Week 14 of 1988 at Houston).
- Pickens is the sixth wide receiver in the NFL to register multiple 60+ yard TD receptions in the same game since 2006 (Tyreek Hill, Week 13 of 2023, Gabe Davis, Week 5 of 2022, Ja'Marr Chase, Week 17 of 2022, Odell Beckham Jr., Week 6 of 2016 and Lee Evans, Week 11 of 2006).
- He is the first wide receiver in franchise history to register at least 195 yards and two receiving TDs in a game since Antonio Brown in Week 3 of 2013 vs. Chicago (196 yards and two TD).
- Pickens connected with QB Mason Rudolph for an 86-yard TD pass that gave the Steelers a 7-0 lead with 10:45 left in the first quarter and a 66-yard TD pass that gave the Steelers a 31-8 lead with 9:38 left in the third quarter.
- His 86-yard TD reception was the longest reception, TD reception and offensive play from scrimmage in the NFL this season.

LONGEST PLAY FROM SCRIMMAGE – NFL – 2023

| RANK | PLAYER, OPP. | YDS |
|------|---|-----------|
| 1. | George Pickens, Pittsburgh vs. Cincinnati, Week 16 | 86 |
| 2. | Breece Hall, N.Y. Jets vs. Buffalo, Week 1 | 83 |
| 3. | Khalil Shakir, Buffalo vs. N.Y. Jets, Week 11 | 81 |
| 4. | Gus Edwards, Baltimore vs. Detroit, Week 7 | 80 |
| | Tee Higgins, Cincinnati at Pittsburgh, Week 16 | 80 |

- Pickens' 86-yard TD reception is the longest receiving TD in franchise history since Juju Smith-Schuster's 97-yard TD reception in Week 12 of 2018 at Denver.
- His 195 yards receiving is the most by a Steelers wideout since Antonio Brown had 213 in Week 14 of 2017 vs. Baltimore.

MOST RECEIVING YARDS – NFL – 2023 SINGLE GAME

| RANK | PLAYER, OPP. | YDS |
|------|---|------------|
| 1. | Amari Cooper, Cleveland at Houston, Week 16 | 265 |
| 2. | D.J. Moore, Chicago at Washington, Week 5 | 230 |
| 3. | Tyreek Hill, Miami at L.A. Chargers, Week 1 | 215 |
| | Keenan Allen, L.A. Chargers at Minnesota, Week 3 | 215 |
| 5. | George Pickens, Pittsburgh vs. Cincinnati, Week 16 | 195 |

- Pickens led the NFL in 2023 with three TD receptions of at least 65 yards.
- His 48.8 yards/catch is the best in franchise history (min. four receptions). The previous record was 43.4 yards/catch by Theo Bell in Week 13 of 1980 vs. Miami.

BEST YARDS/REC. – FRANCHISE HISTORY (MIN. 4)

| RANK | PLAYER, OPP. | YDS |
|------|--|-------------|
| 1. | George Pickens vs. Cincinnati, Week 16 of 2023 | 48.8 |
| 2. | Theo Bell vs. Miami, Week 13 of 1980 | 43.3 |
| 3. | Louis Lipps at Houston Oilers, Week 14 of 1988 | 41.5 |
| 4. | Charles Johnson at San Diego Chargers, Week 17 of 1994 | 41.3 |
| 5. | Lynn Swann vs. Cincinnati, Week 14 of 1979 | 38.4 |

- Pickens' 48.8 yards/catch is the best in the NFL (min. four receptions) since Philadelphia's DeSean Jackson had four receptions for 210 yards (52.5 avg.) in Week 14 of 2010 at Dallas.
- His 48.8 yards/catch is the third-best since the 1970 AFL-NFL merger (min. four receptions).

BEST YARDS/RECEPTION – NFL – SINCE 1970 (MIN. 4)

| RANK | PLAYER, OPP. | YDS |
|------|---|------|
| 1. | DeSean Jackson, Philadelphia at Dallas, Week 14 of 2010 | 52.5 |
| 2. | Gary Clark, Washington vs. Atlanta, Week 11 of 1991 | 50.8 |
| 3. | George Pickens vs. Cincinnati, Week 16 of 2023 | 48.8 |
| 4. | Jessie Hester, L.A. Raiders vs. Philadelphia, Week 13 of 1986 | 41.3 |
| 5. | Carroll Dale, Green Bay vs. Atlanta, Week 2 of 1970 | 38.4 |

- He recorded 100-yard receiving games in consecutive games (Week 5 vs. Baltimore and Week 7 at L.A. Rams).
- Pickens was the first Stealers wideout with 100-yard receiving games in consecutive outings since **Diontae Johnson** in 2020 (Week 10 vs. Cincinnati and Week 11 at Jacksonville).
- He connected with QB Kenny Pickett for a 41-yard TD pass that gave the Steelers a 14-10 lead with 1:17 left in the fourth quarter in Week 5 vs. Baltimore.
- He caught four passes for a career-high 127 yards (31.8 avg.) and one TD in the Week 2 victory over Cleveland. He connected with QB Kenny Pickett for a 71-yard TD pass that gave the Steelers a 16-11 lead with 6:16 left in the second quarter.
- The 71-yard reception was the longest of his career and longest reception by the Steelers since Chase Claypool had an 84-yard TD catch in Week 2 of 2020 (vs. Denver).

FIELD(S) OF DREAMS

- QB **Justin Fields** made his debut with the Steelers franchise in Week 1 at Atlanta. He completed 17-of-23 passes for 153 yards. Fields also added 57 yards rushing. He was the second signal caller in NFL history and first since Cam Newton in 2020 to complete at least 70.0% of his passes and rush for 50+ yards.

QB WITH 70.0%+ COMPLETION PCT., 50+ RUSH YARDS – SINCE 1970

| PLAYER, OPP. | COMP. PCT. | RUSH YDS. |
|---|--------------|-----------|
| Justin Fields, PIT at ATL, Week 1 of 2024 | 17-23 (73.9) | 57 |
| Cam Newton, NE vs. MIA, Week 1 of 2020 | 15-19 (78.9) | 75 |

- Fields has now rushed 370 times for 2,277 yards (6.2 avg.) with four TDs over his four-year career. His 2,277 yards are the sixth-most over a quarterback's first four seasons in NFL history.

MOST QB RUSH YARDS IN FIRST FOUR SEASONS – NFL HISTORY

| RANK | PLAYER | RUSH YDS. |
|------|----------------|-----------|
| 1. | Lamar Jackson | 3,673 |
| 2. | Cam Newton | 2,571 |
| 3. | Jalen Hurts | 2,503 |
| 4. | Russell Wilson | 2,430 |
| 5. | Josh Allen | 2,325 |
| 6. | Justin Fields | 2,277 |

- Fields appeared in 13 games in 2023, completing 227-of-370 passes for 2,562 yards with 16 TDs, good for an 86.3 passer rating. He has also rushed 124 times for 657 yards with four TDs.
- Fields set career-highs in completions, attempts, completion percentage (61.4%), passing yards and passer rating in 2023. He also threw a career-low nine interceptions.
- Despite missing four games, Fields ranked second in rushing yards among quarterbacks (657), was tied for ninth in 20+ yard TD passes (8) and was tied for 16th in completions of 20+ yards (45).
- In Week 14 of 2023 vs. Detroit, Fields eclipsed 2,000 rushing yards for his career. In doing so, he became the second-fastest quarterback in NFL history to reach 2,000 rushing yards, needing only 36 games (Lamar Jackson, 33).
- Fields is the third quarterback in NFL history with at least 2,000 rushing yards in his first three seasons (Jackson, 2,906; Cam Newton, 2,032). Fields also became the second-fastest quarterback in NFL history to reach 5,000 passing yards and 2,000 rushing yards (Jackson, 35 games).

WIZARD OF BOZ

- K **Chris Boswell** equaled a franchise record with six made field goals in Week 1 at Atlanta. He already shared the franchise record of six (vs. Cincinnati, Dec. 18, 2016) with Jeff Reed (at Jacksonville, Dec. 1, 2002) and Gary Anderson (vs. Denver, Oct. 23, 1988).

MOST FG MADE – SINGLE GAME – FRANCHISE HISTORY

| RANK | KICKER, OPP. | FGM |
|------|--|-----|
| 1. | Chris Boswell at Atlanta, Week 1 of 2024 | 6 |
| | Chris Boswell at Cincinnati, Week 15 of 2016 | 6 |
| | Jeff Reed at Jacksonville, Week 13 of 2002 | 6 |
| | Gary Anderson vs. Denver, Week 8 of 1988 | 6 |

- Boswell registered three or more field goals of 50+ yards in a game for the first time in his career. He is the first kicker in franchise history to register three or more field goals of 50+ yards in a game.

MOST 50+ YARD FG MADE – SINGLE GAME – FRANCHISE HISTORY

| RANK | KICKER, OPP. | FGM |
|------|---|-----|
| 1. | Chris Boswell at Atlanta, Week 1 of 2024 | 3 |
| 2. | Chris Boswell vs. Cleveland, Week 2 of 2023 | 2 |
| | Chris Boswell vs. N.Y. Jets, Week 4 of 2022 | 2 |
| | Chris Boswell vs. Chicago, Week 9 of 2021 | 2 |

- Five of Boswell's six made field goals came from 40+ yards. An NFL kicker has made at least five FGs from 40+ yards in the same game on three occasions in League history, and Boswell is now the first to do it twice.

MOST 40+ YARD FG MADE – SINGLE GAME – NFL HISTORY

| RANK | KICKER, OPP. | FGM |
|------|--|-----|
| 1. | Chris Boswell at Atlanta, Week 1 of 2024 | 5 |
| | Chris Boswell at Cincinnati, Week 15 of 2016 | 5 |
| | Mason Crosby vs. Minnesota, Week 11 of 2015 | 5 |

- Boswell added three touchbacks on kickoffs and even registered a 43-yard punt in an emergency situation late in the fourth quarter following an injury to Steelers punter Cameron Johnston.
- Since joining the Steelers in 2015, Boswell is 237-of-271 on field goal attempts (87.5%), including 108-of-135 (80.0%) on attempts of 40 yards or longer.
- Boswell ranks second in field goal percentage (87.5%) among all NFL kickers with at least 250 field goal attempts since the start of the 2015 season.

BEST FG PCT. – NFL – SINCE 2015 (MIN. 250 ATT.)

| RANK | KICKER | M-A | FG% |
|------|----------------|---------|------|
| 1. | Justin Tucker | 300-333 | 90.1 |
| 2. | Chris Boswell | 237-271 | 87.5 |
| 3. | Dustin Hopkins | 224-261 | 85.8 |
| 4. | Jason Myers | 232-271 | 85.6 |
| 5. | Matt Prater | 240-283 | 84.8 |

- Boswell's 87.5 field goal percentage is the best in Steelers history among kickers with at least 200 field goal attempts.

BEST FG PCT. – FRANCHISE HISTORY (MIN. 200 ATT.)

| RANK | KICKER, YEARS | FGM-FGA | FG% |
|------|-----------------------------|---------|------|
| 1. | Chris Boswell, 2015-current | 237-271 | 87.5 |
| 2. | Jeff Reed, 2002-10 | 204-249 | 81.9 |
| 3. | Gary Anderson, 1982-94 | 309-395 | 78.2 |
| 4. | Roy Gerela, 1971-78 | 146-227 | 64.3 |

- Boswell is one of three players in team history with at least 200 career field goals.

MOST FG MADE – FRANCHISE HISTORY

| RANK | KICKER, YEARS | FGM |
|------|-----------------------------|-----|
| 1. | Gary Anderson, 1982-94 | 309 |
| 2. | Chris Boswell, 2015-current | 237 |
| 3. | Jeff Reed, 2002-10 | 204 |
| 4. | Roy Gerela, 1971-78 | 146 |
| 5. | Shaun Suisham, 2010-14 | 124 |

- Boswell has registered 39 career games with three or more field goals made.
- Boswell has connected on four or more field goals in a single game 13 times in his career.
- Has connected on five or more field goals in a regular-season game three times in his career.
- Has connected on six or more field goals in a regular-season game twice in his career.
- Boswell made a franchise record 25 consecutive field goals, which was the longest active streak in the NFL when it ended in Week 11 of 2020 at Jacksonville.

MOST CONSECUTIVE FG – FRANCHISE HISTORY

| RANK | KICKER, YEARS | CONSECUTIVE FG |
|------|------------------------|----------------|
| 1. | Chris Boswell, 2019-20 | 25 |
| 2. | Shaun Suisham, 2013-14 | 24 |
| 3. | Jeff Reed, 2004-05 | 22 |
| 4. | Chris Boswell, 2021 | 20 |
| 5. | Gary Anderson, 1994 | 19 |
| | Jeff Reed, 2007-08 | 19 |
| 7. | Gary Anderson, 1985 | 18 |
| 8. | Chris Boswell, 2016-17 | 17 |
| | Norm Johnson, 1997 | 17 |
| 10. | Chris Boswell, 2022-23 | 16 |
| | Chris Boswell, 2017 | 16 |
| | Shaun Suisham, 2012-13 | 16 |

BOZ IN THE CLUTCH

- K **Chris Boswell** has made 75-of-81 field goal attempts in his NFL career in the fourth quarter and overtime.
- Boswell ranks third in field goal percentage (92.6%) in the fourth quarter and overtime among all NFL kickers with at least 75 such field goal attempts since 2000.

4TH QUARTER/OT FG PCT. – NFL – SINCE 2000 (MIN. 75)

| RANK | KICKER | M-A | FG% |
|------|--------------------|---------|------|
| 1. | Stephen Gostkowski | 115-123 | 93.5 |
| 2. | Justin Tucker | 129-139 | 92.8 |
| 3. | Chris Boswell | 75-81 | 92.6 |
| 4. | Harrison Butker | 56-62 | 90.3 |
| | Matt Stover | 65-72 | 90.3 |

- Boswell has made 33 of 36 career field goals (91.7%) in the final five minutes of regulation and overtime.
- Boswell ranks fourth in field goal percentage (91.7%) in the final five minutes of regulation and overtime among all NFL kickers with at least 30 such field goal attempts since 2000.

BEST FG PCT. IN FINAL FIVE MINUTES OF 4TH QUARTER/OT – NFL – SINCE 2000 (MIN. 30)

| RANK | KICKER | M-A | FG% |
|------|---------------|-------|------|
| 1. | Nick Novak | 29-31 | 93.5 |
| 2. | Ryan Longwell | 39-42 | 92.9 |
| 3. | Justin Tucker | 60-65 | 92.3 |
| 4. | Chris Boswell | 33-36 | 91.7 |
| 5. | John Carney | 29-32 | 90.6 |

- Boswell has registered a franchise-record 10 career game-winning field goals (last five min. of the fourth quarter or overtime).

MOST GAME-WINNING FG IN LAST 5 MINUTES OF 4TH QUARTER/OT – FRANCHISE HISTORY

| RANK | KICKER, YEARS | FGM |
|------|-----------------------------|-----|
| 1. | Chris Boswell, 2015-current | 10 |
| 2. | Jeff Reed, 2002-10 | 9 |
| 3. | Gary Anderson, 1982-94 | 8 |
| 4. | Shaun Suisham, 2010-14 | 7 |
| 5. | Norm Johnson, 1995-98 | 4 |

BOSWELL GAME-WINNING FG IN LAST 5 MINUTES OF 4TH QUARTER/OT

| YD | DATE | OPP | Q | TIME | PRE | POST | FINAL |
|----|------------|---------|----|------|-------|-------|---------------|
| 18 | 11/08/2015 | vs. OAK | 4 | 0:02 | 35-35 | 38-35 | W, 38-35 |
| 35 | 01/09/2016 | at CIN | 4 | 0:14 | 15-16 | 18-16 | W, 18-16 |
| 33 | 11/12/2017 | at IND | 4 | 0:00 | 17-17 | 20-17 | W, 20-17 |
| 53 | 11/26/2017 | vs. GB | 4 | 0:00 | 28-28 | 31-28 | W, 31-28 |
| 38 | 12/04/2017 | at CIN | 4 | 0:00 | 20-20 | 23-20 | W, 23-20 |
| 46 | 12/10/2017 | vs. BAL | 4 | 0:42 | 36-38 | 39-38 | W, 39-38 |
| 37 | 10/17/2021 | vs. SEA | ot | -- | 20-20 | 23-20 | W, 23-20 (ot) |
| 40 | 11/08/2021 | vs. CHI | 4 | 0:26 | 26-27 | 29-27 | W, 29-27 |
| 36 | 01/09/2022 | at BAL | ot | -- | 13-13 | 16-13 | W, 16-13 (ot) |
| 53 | 09/11/2022 | at CIN | ot | -- | 20-20 | 23-20 | W, 23-20 (ot) |

- Boswell has made 18 of 21 career field goals (85.7%) in the final two minutes of regulation and overtime (including playoffs).

BOSWELL FG IN LAST 2 MINUTES OF 4TH QUARTER/OT

| YD | DATE | OPP | Q | TIME | PRE | POST | FINAL |
|-----|------------|---------|-----|------|-------|-------|---------------|
| 18 | 11/08/2015 | vs. OAK | 4th | 0:02 | 35-35 | 38-35 | W, 38-35 |
| 35 | 01/09/2016 | at CIN | 4th | 0:14 | 15-16 | 18-16 | W, 18-16 |
| 47 | 01/17/2016 | at DEN | 4th | 0:19 | 13-23 | 16-23 | L, 16-23 |
| 43 | 09/17/2017 | vs. MIN | 4th | 1:53 | 23-9 | 26-9 | W, 26-9 |
| 33 | 11/12/2017 | at IND | 4th | 0:00 | 17-17 | 20-17 | W, 20-17 |
| 53 | 11/26/2017 | vs. GB | 4th | 0:00 | 28-28 | 31-28 | W, 31-28 |
| 38 | 12/04/2017 | at CIN | 4th | 0:00 | 20-20 | 23-20 | W, 23-20 |
| 46 | 12/10/2017 | vs. BAL | 4th | 0:42 | 36-38 | 39-38 | W, 39-38 |
| *42 | 09/09/2018 | at CLE | ot | ---- | 21-21 | 21-21 | T, 21-21 (ot) |
| *40 | 12/09/2018 | at OAK | 4th | 0:00 | 21-24 | 21-24 | L, 21-24 |
| 25 | 12/08/2019 | at ARI | 4th | 1:42 | 20-17 | 23-17 | W, 23-17 |
| 52 | 10/17/2021 | vs. SEA | 4th | 1:30 | 17-17 | 20-17 | W, 23-20 (ot) |
| 37 | 10/17/2021 | vs. SEA | ot | ---- | 20-20 | 23-20 | W, 23-20 (ot) |
| 40 | 11/08/2021 | vs. CHI | 4th | 0:26 | 26-27 | 29-27 | W, 29-27 |
| 36 | 01/09/2022 | at BAL | ot | ---- | 13-13 | 16-13 | W, 16-13 (ot) |
| *55 | 09/11/2022 | at CIN | ot | ---- | 20-20 | 20-20 | W, 23-20 (ot) |
| 53 | 09/11/2022 | at CIN | ot | ---- | 20-20 | 23-20 | W, 23-20 (ot) |
| 34 | 09/22/2022 | at CLE | 4th | 1:48 | 14-23 | 17-23 | L, 17-29 |
| 50 | 12/18/2022 | at CAR | 4th | 1:04 | 21-13 | 24-13 | W, 24-16 |
| 42 | 10/08/2023 | vs. BAL | 4th | 0:49 | 14-10 | 17-10 | W, 17-10 |
| 25 | 09/08/2024 | at ATL | 4th | 0:28 | 15-10 | 18-10 | W, 18-10 |

*indicates missed field goal

BOZ FROM 50-PLUS

- K **Chris Boswell** has made 33-of-40 field goal attempts in his NFL career from 50+ yards, including 26 of his last 30.
- Boswell has made five consecutive field goals from 50+ yards, which is tied for the second-longest streak in franchise history.
- Boswell made five consecutive field goals from 50+ yards (streak ended in Week 8 vs. Jacksonville), which was tied for the second-longest streak in franchise history (he holds the record with nine straight field goals from 50+ yards).
- Boswell actually connected on a 55-yard field goal at the end of the first half vs. Jacksonville, but an offensive off-sides negated and Boswell missed from 61 yards.

MOST CONSECUTIVE FG MADE FROM 50+ YARDS – FRANCHISE HISTORY

| RANK | KICKER, SPAN | STREAK |
|------|--|--------|
| 1. | Chris Boswell, 11/03/2019 - 12/5/2021 | 9 |
| 2. | Chris Boswell, 12/07/2023 - 09/08/2024 | 5 |
| | Chris Boswell, 11/16/2017 - 11/08/2018 | 5 |
| | Chris Boswell, 01/01/2023 - 10/29/2023 | 5 |
| 5. | Jeff Reed, 12/01/2002 - 10/17/2004 | 4 |

- Boswell's nine straight made field goals of 50+ yards was tied for the 10th-longest such streak in the NFL since the start of the 1983 season.

MOST CONSECUTIVE FG MADE FROM 50+ YARDS – NFL – SINCE 1983

| RANK | KICKER, TEAM (SPAN) | STREAK |
|------|--|--------|
| 1. | Stephen Hauschka, SEA-BUF (9/20/2015-11/19/2017) | 13 |
| 2. | Robbie Gould, CHI (11/18/2010 - 10/10/2013) | 12 |
| | Blair Walsh, MIN (09/09/2012 - 09/29/2013) | 12 |
| | Justin Tucker, BAL (12/27/2015 - 12/18/2016) | 12 |
| | Matt Prater, DET (01/03/2016 - 09/24/2017) | 12 |
| 5. | Younghoe Koo, ATL (12/08/2019 - 10/31/2021) | 11 |
| | Tony Zendejas, HOU-LAN (11/13/1988 - 10/31/1993) | 11 |
| 7. | Jason Hanson, DET (11/22/2007 - 11/08/2009) | 10 |
| | Jason Sanders, MIA (10 12/01/2019 - 11/29/2020) | 10 |
| | Ryan Longwell, MIN (09/14/2008 - 10/23/2011) | 10 |
| 10. | Chris Boswell, PIT (11/03/2019 - 12/5/2021) | 9 |
| | Adam Vinatieri, IND (10/04/2015 - 10/09/2016) | 9 |
| | Justin Tucker, BAL (10/15/2017 - 11/18/2018) | 9 |
| | Matt Bryant, ATL (11/11/2010 - 11/10/2013) | 9 |
| | Matt Bryant, ATL (11/05/2017 - 11/18/2018) | 9 |

- Boswell has made 33-of-40 (82.5%) field goal attempts in his NFL career from 50 yards or further, including franchise-best 59-yards in Week 9 of 2020 at AT&T Stadium against Dallas and Week 4 of 2022 at Acrisure Stadium against N.Y. Jets.
- No kicker made a field goal of at least 50 yards in the first nine seasons of Acrisure Stadium (2001-09). Prior to Boswell joining the Steelers in 2015, Acrisure Stadium witnessed just four field goals of at least 50 yards.
- Boswell has 23 field goals of at least 50 yards at Acrisure Stadium in his career.
- Boswell's 33 field goals made from 50-plus yards are the most in Steelers history (Gary Anderson and Jeff Reed shared the previous franchise record with eight).

BEST 50+ YARD FG PCT. – FRANCHISE HISTORY (MIN. 15 ATT.)

| RANK | PLAYER | FG-FGA | PCT. |
|------|---------------|--------|------|
| 1. | Chris Boswell | 33-40 | 83.3 |
| 2. | Jeff Reed | 8-17 | 47.1 |
| 3. | Gary Anderson | 8-27 | 29.6 |

- Boswell's 83.3 field goal percentage on field goal attempts of 50 yards is the best in the NFL since the 1970 AFL-NFL merger (min. 40 field goal attempts of 50 yards).

BEST 50+ YARD FG PCT. – NFL – SINCE 1970 (MIN. 40 ATT.)

| RANK | PLAYER | FG-FGA | PCT. |
|------|--------------------|--------|------|
| 1. | Chris Boswell | 33-40 | 82.5 |
| 2. | Matt Prater | 80-107 | 74.8 |
| 3. | Stephen Gostkowski | 32-43 | 74.4 |
| | Ka'imi Fairbairn | 32-43 | 74.4 |
| 5. | Robbie Gould | 36-51 | 70.6 |

- Boswell now has converted on the seven longest field goals in franchise history and eight of the 11 longest.

LONGEST FG – FRANCHISE HISTORY

| RANK | PLAYER (DATE, OPP.) | FG |
|------|--|----|
| 1. | Chris Boswell (10/02/22 vs. N.Y. Jets) | 59 |
| | Chris Boswell (11/08/20 at Dallas) | 59 |
| 3. | Chris Boswell (09/08/24 at Atlanta) | 57 |
| | Chris Boswell (09/26/23 at Las Vegas) | 57 |
| 5. | Chris Boswell (12/07/23 vs. New England) | 56 |
| | Chris Boswell (09/19/21 vs. Las Vegas) | 56 |
| 7. | Chris Boswell (10/16/22 vs. Tampa Bay) | 55 |
| | Gary Anderson (11/25/84 vs. San Diego) | 55 |
| | Kris Brown (10/14/01 at Kansas City) | 55 |
| 10. | Chris Boswell (11/08/21 vs. Chicago) | 54 |
| | Gary Anderson (12/08/91 at Houston) | 54 |

LONGEST FG – ACRISURE STADIUM HISTORY

| RANK | PLAYER, TEAM (DATE, OPP.) | FG |
|------|--|----|
| 1. | Chris Boswell, Pittsburgh (10/2/22 vs. N.Y. Jets) | 59 |
| 2. | Chris Boswell, Pittsburgh (12/07/23 vs. New England) | 56 |
| | Chris Boswell, Pittsburgh (9/19/21 vs. Las Vegas) | 56 |
| 4. | Chris Boswell, Pittsburgh (10/16/22 vs. Tampa Bay) | 55 |
| 5. | Chris Boswell, Pittsburgh (11/8/21 vs. Chicago) | 54 |
| 6. | Chris Boswell, Pittsburgh (12/5/21 vs. Baltimore) | 53 |
| | Chris Boswell, Pittsburgh (11/26/17 vs. Green Bay) | 53 |
| | Dan Bailey, Dallas (11/13/16 at Pittsburgh) | 53 |
| 9. | Chris Boswell, Pittsburgh (9/18/23 vs. Cleveland) | 52 |
| | Chris Boswell, Pittsburgh (9/18/22 vs. New England) | 52 |
| | Chris Boswell, Pittsburgh (11/8/21 vs. Chicago) | 52 |
| | Chris Boswell, Pittsburgh (10/17/21 vs. Seattle) | 52 |
| | Chris Boswell, Pittsburgh (12/10/17 vs. Baltimore) | 52 |
| | Jeff Reed, Pittsburgh (9/12/10 vs. Atlanta) | 52 |
| | Justin Tucker, Baltimore (10/1/15 at Pittsburgh) | 52 |

- Boswell has made 24 field goals of 50 yards or longer since the start of the 2021 season, which is the most in the NFL over the span.

MOST 50+ YARD FIELD GOALS – NFL – SINCE 2021

| RANK | KICKER | FGM |
|------|-----------------------------|-----|
| 1. | Chris Boswell, Pittsburgh | 24 |
| 2. | Evan McPherson, Cincinnati | 22 |
| 3. | Matt Prater, Arizona | 21 |
| | Chase McLaughlin, Tampa Bay | 21 |
| 5. | Matt Gay, Indianapolis | 19 |
| | Graham Gano, N.Y. Giants | 19 |

BLOCK PARTY

- Pittsburgh officially blocked two punts in 2023, which was tied for the most by the franchise since 1960. The Steelers also blocked two punts in 2021 and 1976.

BLOCK LEADER BY MILES

- **Miles Killebrew** blocked a Baltimore punt with 11:12 remaining in the fourth quarter that resulted in a safety and cut the Steelers deficit to 10-5 in Week 5.
- It was the first blocked punt for Pittsburgh since Week 11 at L.A. Chargers (Nov. 21, 2021). Killebrew registered that blocked punt as well.
- Killebrew "blocked" a New England punt early in the fourth quarter that set up a Pittsburgh scoring drive that cut the Patriots deficit to 21-18 in Week 14 (the punt went past the line of scrimmage so not officially a blocked punt).
- In fact, Killebrew signed with the Steelers in 2021, and his three blocked punts are tied for the most by any team in the League, let alone individual player.
- Killebrew leads the NFL with three punts blocked since the start of the 2021 season.
- His four career blocked punts are tied for the most by any active player in the League.

WATT, FITZPATRICK, KILLEBREW NAMED TO 2024 PRO BOWL GAMES

- LB **T.J. Watt**, S **Minkah Fitzpatrick** and S **Miles Killebrew** were selected to the 2024 Pro Bowl Games presented by Verizon.
- Pittsburgh is sending multiple players to the Pro Bowl for the 23rd-straight season and for the 32nd time in the last 35 seasons.

WATT NAMED AFC DEFENSIVE PLAYER OF THE YEAR

- LB **T.J. Watt** was selected by the NFL Committee of 101 as the 2023 AFC Defensive Player of the Year. He has now captured the award three times in the last four years (2020, 2021 and 2023).
- Watt, defensive end Alan Page (three), defensive tackle Reggie White (three), linebacker Ray Lewis (three), defensive end Bruce Smith (three), Aaron Donald (four) and J.J. Watt (four) are the only players to earn the award at least three times in either conference since the inaugural event in 1969.

WATT, KILLEBREW NAMED AP FIRST-TEAM ALL-PRO

- LB **T.J. Watt** and S **Miles Killebrew** were each named First Team All-Pro by the Associated Press. It marked the fourth time in Watt's seven-year career that he garnered AP First Team All-Pro honors, while Killebrew earned his first-team All-Pro for the first time in his career.
- Watt is the NFL's first linebacker to earn at least four first-team All-Pro honors in his first seven years in the League since Luke Kuechly in 2018 and first outside linebacker since DeMarcus Ware in 2011.

WATT, KILLEBREW NAMED PFWA ALL-NFL

- LB **T.J. Watt** and S **Miles Killebrew** were each named to the Pro Football Writers of America (PFWA) All-NFL team. It marked the fourth time in Watt's seven-year career that he garnered such honors, while Killebrew earned it for the first time in his career.

PORTER JR. NAMED PFWA ALL-ROOKIE TEAM

- CB **Joey Porter Jr.** was selected to the Pro Football Writers of America (PFWA) All-Rookie team.
- Porter, a second-round (32nd overall) draft selection in 2023, played in all 17 regular-season games (11 starts) in 2023. He registered 42 tackles (32 solo), one interception, 10 passes defended, 47.6% completion percentage on targets and 70.1 allowed passer rating. His 47.6% completion percentage on targets and 70.1 allowed passer rating were the NFL's best among rookies (min. 10 starts).

STEELERS ELECT T.J. WATT MOST VALUABLE PLAYER

- The Steelers elected linebacker **T.J. Watt** as their 2023 Most Valuable Player.
- Watt has been selected four times in his career. He is the second player in franchise history, and first on the defensive side of the ball, to be selected MVP on four occasions. He is tied with wide receiver Antonio Brown (2011, 2013, 2015 and 2017) for most MVP selections in franchise history.

PORTER JR. WINS TEAM AWARD

- CB **Joey Porter Jr.** was honored by the Pittsburgh Chapter of Pro Football Writers of America. He won the Joe Greene Great Performance Award, presented to the team's top rookie.
- The Joe Greene Great Performance Award was established in 1984 and named after the legendary Hall of Famer. Pickett is the third quarterback in team history to win the award, joining Kordell Stewart (1995) and Ben Roethlisberger (2004).



MIKE TOMLIN
HEAD COACH
 YEARS WITH STEELERS: 18
 NFL EXPERIENCE: 23



OUT OF THE GATE

- **Mike Tomlin**, Kansas City's Andy Reid, Baltimore's John Harbaugh and Dallas' Mike McCarthy are the only active head coaches who have won at least 10 Kickoff Weekend games.

MOST KICKOFF WEEKEND WINS – ACTIVE COACH

| RANK | HEAD COACH | WINS |
|------|---------------|------|
| 1. | Andy Reid | 17 |
| 2. | John Harbaugh | 12 |
| 3. | Mike Tomlin | 11 |
| | Mike McCarthy | 11 |
| 5. | Sean Payton | 8 |

- Tomlin's 18 games coached on Kickoff Weekend is tied for the 13th-most in the League since the 1970 AFL-NFL merger.

MOST KICKOFF WEEKEND GAMES COACHED – SINCE 1970

| RANK | HEAD COACH | GAMES |
|------|----------------------|-------|
| 1. | Bill Belichick | 29 |
| 2. | Andy Reid | 26 |
| 3. | Don Shula | 25 |
| 4. | Dan Reeves | 23 |
| 5. | Chuck Noll | 22 |
| | Chuck Knox | 22 |
| 7. | Jeff Fisher | 21 |
| 8. | Tom Coughlin | 20 |
| | Mike Shanahan | 20 |
| | Marty Schottenheimer | 20 |
| 11. | Bill Parcells | 19 |
| | Tom Landry | 19 |
| 13. | Mike Tomlin | 18 |
| | Mike McCarthy | 18 |
| | Pete Carroll | 18 |

- Tomlin's .639 winning percentage in games Kickoff Weekend is the sixth-highest in the League since the 1970 AFL-NFL merger.

BEST KICKOFF WEEKEND HEAD COACH WIN PCT. – SINCE 1970

| RANK | COACH | W | L | T | WIN PCT. |
|------|----------------------|----|----|---|----------|
| 1. | Tom Landry | 16 | 3 | 0 | .842 |
| 2. | Mike Shanahan | 15 | 5 | 0 | .750 |
| 3. | Bud Grant | 11 | 4 | 0 | .733 |
| 4. | John Harbaugh | 12 | 5 | 0 | .706 |
| 5. | Andy Reid | 17 | 9 | 0 | .654 |
| 6. | Mike Tomlin | 11 | 6 | 1 | .639 |
| 7. | Marv Levy | 10 | 6 | 0 | .625 |
| 8. | Bill Belichick | 18 | 11 | 0 | .621 |
| 9. | Pete Carroll | 11 | 7 | 0 | .611 |
| 10. | Dick Vermeil | 9 | 6 | 0 | .600 |
| | Marty Schottenheimer | 12 | 8 | 0 | .600 |

TOMLIN AMONG THE BEST

- **Mike Tomlin** has led Pittsburgh to a 174-100-2 (.634) record in the regular season since becoming the team's head coach in 2007.
- Tomlin ranks tied for eighth in NFL history with a regular-season record of 74 games over .500.

MOST GAMES ABOVE .500 BY HEAD COACH IN NFL HISTORY

| RANK | COACH | GAMES > .500 |
|------|---------------------------------|--------------|
| 1. | Don Shula, 1963-95 | 172 |
| 2. | George Halas, 1920-67 | 170 |
| 3. | Bill Belichick 1991-2023 | 137 |
| 4. | Andy Reid, 1991-2024 | 115 |
| 5. | Paul Brown, 1946-1975 | 109 |
| 6. | Curly Lambeau, 1921-1953 | 94 |
| 7. | Tom Landry, 1960-88 | 88 |
| 8. | Mike Tomlin, 2007-24 | 74 |
| | Marty Schottenheimer, 1984-2006 | 74 |
| 10. | John Madden, 1969-78 | 71 |

- Tomlin, Bill Belichick, Andy Reid and Marty Schottenheimer are the only coaches in NFL history with career records of 70 or more games over .500 not in the Pro Football Hall of Fame.
- Tomlin's 174 regular-season wins are the third-most in the NFL since 2007.

NFL HEAD COACH RECORDS – SINCE 2007

| RANK | COACH | RECORD | PLAYOFF APPS. | SUPER BOWL APPS. |
|------|----------------|-----------|---------------|------------------|
| 1. | Bill Belichick | 191-84 | 13 | 6 |
| 2. | Andy Reid | 179-96-1 | 13 | 2 |
| 3. | Mike Tomlin | 174-100-2 | 11 | 2 |
| 4. | John Harbaugh | 160-100 | 11 | 1 |
| | Mike McCarthy | 160-94-2 | 12 | 1 |

- His 174 regular-season wins are the second-most among active coaches in the NFL.

MOST WINS – ACTIVE COACH

| RANK | COACH | WINS |
|------|---------------|------|
| 1. | Andy Reid | 259 |
| 2. | Mike Tomlin | 174 |
| 3. | Mike McCarthy | 168 |
| 4. | John Harbaugh | 160 |
| | Sean Payton | 160 |

- Tomlin's 174 regular-season wins are the 11th-most in NFL history.

MOST WINS BY HEAD COACH – NFL HISTORY

| RANK | COACH | WINS |
|------|---------------|------|
| 10. | Chuck Knox | 186 |
| 11. | Mike Tomlin | 174 |
| 12. | Jeff Fisher | 173 |
| 13. | Bill Parcells | 172 |
| 14. | Tom Coughlin | 170 |
| | Mike Shanahan | 170 |
| | Pete Carroll | 170 |

- Tomlin's .634 regular-season win percentage is the eighth-best in NFL history (min. 150 games).

HEAD COACH WIN PCT. – NFL HISTORY (MIN. 150)

| RANK | COACH | W | L | T | WIN PCT. |
|------|----------------|-----|-----|----|----------|
| 1. | George Allen | 116 | 47 | 5 | .712 |
| 2. | George Halas | 318 | 148 | 31 | .682 |
| 3. | Don Shula | 328 | 156 | 6 | .677 |
| 4. | Tony Dungy | 139 | 69 | 0 | .668 |
| 5. | George Seifert | 114 | 62 | 0 | .648 |
| 6. | Bill Belichick | 302 | 165 | 0 | .647 |
| 7. | Andy Reid | 259 | 144 | 1 | .642 |
| 8. | Mike Tomlin | 174 | 100 | 2 | .634 |
| 9. | Curly Lambeau | 226 | 132 | 22 | .631 |
| 10. | Paul Brown | 166 | 100 | 6 | .624 |

- Tomlin's .634 regular-season win percentage is the second-best among active NFL head coaches (min. 150 games).

BEST WIN PCT. – ACTIVE COACH (MIN. 150)

| RANK | COACH | W | L | T | WIN PCT. |
|------|---------------|-----|-----|---|----------|
| 1. | Andy Reid | 259 | 144 | 1 | .642 |
| 2. | Mike Tomlin | 174 | 100 | 2 | .634 |
| 3. | Mike McCarthy | 168 | 102 | 2 | .621 |
| 4. | Sean Payton | 160 | 99 | 0 | .618 |
| 5. | John Harbaugh | 160 | 100 | 0 | .615 |

WINNING RECORD IN FIRST 17 SEASONS

- Mike Tomlin secured his 17th straight non-losing season with the Steelers' ninth win in 2023, a 30-23 win at Seattle in Week 17, a streak dating back to his first season as the team's head coach in 2007.
- Tomlin is the only head coach in NFL history to begin a head coaching tenure with at least 17 consecutive non-losing seasons.

MOST CONSECUTIVE NON-LOSING SEASONS TO BEGIN CAREER

| RANK | HEAD COACH | YEARS | SEASONS |
|------|----------------------|---------|---------|
| 1. | Mike Tomlin | 2007-23 | 17 |
| 2. | Marty Schottenheimer | 1984-97 | 14 |
| 3. | Don Shula | 1963-75 | 13 |
| 4. | George Allen | 1966-77 | 12 |
| | Curly Lambeau | 1921-32 | 12 |

- Tomlin has led the Steelers to a .500-or-better record in each of his 17 seasons as head coach. That is the third-longest streak of .500-or-better seasons by a head coach in NFL history.

MOST CONSECUTIVE NON-LOSING SEASONS IN NFL HISTORY

| RANK | HEAD COACH | YEARS | SEASONS |
|------|----------------|---------|---------|
| 1. | Tom Landry | 1965-85 | 21 |
| 2. | Bill Belichick | 2001-19 | 19 |
| 3. | Mike Tomlin | 2007-23 | 17 |
| 4. | George Halas | 1933-51 | 16 |

TOMLIN GETS TO 31

- Mike Tomlin is one of two active NFL head coaches with over 170 wins and one of four active NFL head coaches to defeat at least 31 current NFL franchises.
- Tomlin has registered wins against 31 of the 32 NFL teams (lone exception is Pittsburgh).
- Tomlin became the 14th head coach in NFL history to accomplish that feat.
- Four of the 15 head coaches to defeat 31 of the current NFL franchises, Tomlin, Bill Cowher, Marvin Lewis and Sean Payton, only coached with one team.

MOST DIFFERENT CURRENT FRANCHISES DEFEATED

| Regular Season Only | | |
|----------------------|----------------|--------------------|
| Coach | Teams Defeated | Teams Missing |
| Bill Belichick | 32 | |
| Tony Dungy | 32 | |
| John Fox | 32 | |
| Bill Parcells | 32 | |
| Andy Reid | 32 | |
| Mike Shanahan | 32 | |
| Mike Tomlin | 31 | Steelers |
| Bruce Arians | 31 | Steelers |
| Pete Carroll | 31 | Seahawks |
| Bill Cowher | 31 | Steelers |
| John Harbaugh | 31 | Ravens |
| Mike Holmgren | 31 | Washington |
| Marvin Lewis | 31 | Bengals |
| Sean Payton | 31 | Saints |
| Marty Schottenheimer | 31 | Ravens |
| Ron Rivera | 31 | Chiefs |
| Tom Coughlin | 30 | Chargers, Colts |
| Jeff Fisher | 30 | Chargers, Titans |
| Joe Gibbs | 30 | Ravens, Washington |
| Mike McCarthy | 30 | Packers, Steelers |
| Wade Phillips | 30 | Broncos, Cowboys |
| George Seifert | 30 | Jaguars, Texans |
| Dick Vermeil | 30 | Chiefs, Eagles |

*indicates active coach

RACE TO 170

- With victory at Cincinnati in Week 12 of 2023, Mike Tomlin became the 16th head coach in NFL history to reach 170 career wins.
- Tomlin registered 170 wins in 269 games coached, which was the fifth-fewest games coached in League history to reach 170 wins.

FEWEST GAMES COACHED TO 170 CAREER WINS

| RANK | COACH | GAMES |
|------|----------------|-------|
| 1. | Don Shula | 233 |
| 2. | George Halas | 248 |
| 3. | Curly Lambeau | 256 |
| 4. | Bill Belichick | 267 |
| 5. | Mike Tomlin | 269 |

TOMLIN AWAY FROM ACRISURE STADIUM

- Mike Tomlin has guided Pittsburgh to a 77-60-1 (.562) regular-season road record.
- Tomlin earned his 75th regular-season road win in Week 17 of 2023 at Seattle. He is the only head coach in franchise history with 75 or more regular-season road wins.
- Tomlin has led Pittsburgh to at least four road wins in 11 of his first 17 seasons as the team's head coach and five road wins in nine of his 17 at the helm.
- Tomlin's 77 regular-season road wins are the 10th-most in NFL history.

MOST ROAD WINS – NFL HISTORY

| RANK | COACH | WINS |
|------|---------------|------|
| 9. | Tom Coughlin | 78 |
| 10. | Mike Tomlin | 77 |
| 11. | Sean Payton | 76 |
| 12. | Bill Parcells | 75 |
| | Dan Reeves | 75 |
| 14. | Chuck Noll | 74 |
| | Paul Brown | 74 |

- Tomlin's .562 regular-season road win percentage is the ninth-best in NFL history (min. 100 games).

BEST ROAD WIN PCT. – NFL HISTORY (MIN. 100)

| RANK | COACH | W | L | T | WIN PCT. |
|------|----------------|-----|----|----|----------|
| 1. | Andy Reid | 127 | 73 | 1 | .634 |
| 2. | George Halas | 136 | 87 | 11 | .610 |
| 3. | Don Shula | 145 | 97 | 3 | .599 |
| 4. | Bill Belichick | 138 | 95 | 0 | .592 |
| 5. | Sean Payton | 76 | 53 | 0 | .589 |
| 6. | Tony Dungy | 61 | 43 | 0 | .587 |
| 7. | Curly Lambeau | 101 | 77 | 13 | .567 |
| 8. | Paul Brown | 74 | 57 | 5 | .565 |
| 9. | Mike Tomlin | 77 | 60 | 1 | .562 |
| 10. | Bud Grant | 71 | 56 | 2 | .559 |

- Tomlin's 77 regular-season road wins are the second-most among active head coaches.

MOST ROAD WINS – ACTIVE COACH

| RANK | COACH | WINS |
|------|---------------|------|
| 1. | Andy Reid | 127 |
| 2. | Mike Tomlin | 77 |
| 3. | Sean Payton | 76 |
| 4. | Mike McCarthy | 70 |
| 5. | John Harbaugh | 67 |

- Tomlin's .562 regular-season road win percentage is the third-best among active head coaches (min. 100 games).

BEST ROAD WIN PCT. – ACTIVE COACH (MIN. 100)

| RANK | COACH | W | L | T | WIN PCT. |
|------|---------------|-----|----|---|----------|
| 1. | Andy Reid | 127 | 73 | 1 | .634 |
| 2. | Sean Payton | 76 | 54 | 0 | .585 |
| 3. | Mike Tomlin | 77 | 60 | 1 | .562 |
| 4. | John Harbaugh | 67 | 63 | 0 | .528 |
| 5. | Mike McCarthy | 70 | 67 | 0 | .511 |

- Tomlin's 77 regular-season road wins are the third-most in the NFL since the start of the 2007 season.

MOST ROAD WINS – SINCE 2007

| RANK | COACH | WINS |
|------|----------------|------|
| 1. | Andy Reid | 88 |
| 2. | Bill Belichick | 87 |
| 3. | Mike Tomlin | 77 |
| 4. | Sean Payton | 70 |
| 5. | John Harbaugh | 67 |

- Tomlin's .562 regular-season road win percentage is the fourth-best in the NFL since the start of the 2007 season (min. 100 games).

BEST ROAD WIN PCT. – SINCE 2007 (MIN. 100)

| RANK | COACH | W | L | T | WIN PCT. |
|------|----------------|----|----|---|----------|
| 1. | Andy Reid | 88 | 48 | 1 | .646 |
| 2. | Bill Belichick | 87 | 50 | 0 | .635 |
| 3. | Sean Payton | 70 | 52 | 0 | .574 |
| 4. | Mike Tomlin | 77 | 60 | 1 | .562 |
| 5. | Pete Carroll | 60 | 53 | 1 | .531 |

- Including the postseason, Tomlin has a .548 road win percentage (79-65-1) during his 18 years.

TOMLIN IN ONE-SCORE GAMES

- **Mike Tomlin** has guided Pittsburgh to a 99-61-2 (.617) record in regular-season games decided by one score (eight points or less).
- Tomlin's 99 regular-season wins in games decided by one score (eight points or less) are the fifth-most in the League since the 1970 AFL-NFL merger.

MOST WINS IN ONE-SCORE GAMES – SINCE 1970

| RANK | COACH | WINS |
|------|----------------|------|
| 1. | Bill Belichick | 120 |
| 2. | Andy Reid | 111 |
| 3. | Don Shula | 106 |
| 4. | Dan Reeves | 105 |
| 5. | Mike Tomlin | 99 |

- Tomlin's .617 regular-season win percentage in games decided by one score (eight points or less) is the best in the NFL since the 1970 AFL-NFL merger (min. 100 games).

BEST WIN PCT. IN ONE-SCORE GAMES – SINCE 1970 (MIN. 100)

| RANK | COACH | W | L | T | WIN PCT. |
|------|----------------------|-----|----|---|----------|
| 1. | Mike Tomlin | 99 | 61 | 2 | .617 |
| 2. | Tony Dungy | 67 | 42 | 0 | .615 |
| 3. | Don Shula | 106 | 67 | 2 | .612 |
| 4. | Marty Schottenheimer | 98 | 66 | 1 | .597 |
| 5. | Bud Grant | 67 | 45 | 2 | .596 |

- Tomlin's 99 regular-season wins in games decided by one score (eight points or less) are the most in the NFL since 2007.

MOST WINS IN ONE-SCORE GAMES – SINCE 2007

| RANK | COACH | WINS |
|------|----------------|------|
| 1. | Mike Tomlin | 99 |
| 2. | Andy Reid | 79 |
| 3. | John Harbaugh | 71 |
| 4. | Bill Belichick | 69 |
| 5. | Mike McCarthy | 66 |

- Tomlin's .617 regular-season win percentage in games decided by one score (eight points or less) is the best in the NFL since 2007 (min. 100 games).

BEST WIN PCT. IN ONE-SCORE GAMES – SINCE 2007 (MIN. 100)

| RANK | COACH | W | L | T | WIN PCT. |
|------|----------------|----|----|---|----------|
| 1. | Mike Tomlin | 99 | 61 | 2 | .617 |
| 2. | Bill Belichick | 69 | 50 | 0 | .580 |
| 3. | Mike McCarthy | 66 | 52 | 2 | .558 |
| 4. | Andy Reid | 79 | 67 | 1 | .541 |
| 5. | Sean Payton | 63 | 54 | 0 | .538 |

TOMLIN VS. NFC

- During his career, **Mike Tomlin's** regular-season record against the NFC is 47-24-1 (.660).
- Tomlin's 47 regular-season wins against the NFC are the fourth-most by an AFC coach since the 1970 AFL-NFL merger.

MOST WINS VS. NFC BY AFC COACH – SINCE 1970

| RANK | COACH | WINS |
|------|----------------------|------|
| 1. | Bill Belichick | 75 |
| 2. | Don Shula | 67 |
| 3. | Marty Schottenheimer | 52 |
| 4. | Mike Tomlin | 47 |
| 5. | Chuck Noll | 45 |
| | John Harbaugh | 45 |

- Tomlin's .660 regular-season win percentage against the NFC is the fifth-best by an AFC coach since the 1970 AFL-NFL merger (min. 50 games).

BEST WIN PCT. VS. NFC BY AFC COACH – SINCE 1970 (MIN. 50)

| RANK | COACH | W | L | T | WIN PCT. |
|------|----------------------|----|----|---|----------|
| 1. | Don Shula | 67 | 22 | 0 | .753 |
| 2. | Marty Schottenheimer | 52 | 25 | 0 | .675 |
| 3. | John Harbaugh | 45 | 22 | 0 | .672 |
| 4. | Jeff Fisher | 44 | 22 | 0 | .667 |
| 5. | Mike Tomlin | 47 | 24 | 1 | .660 |

- Tomlin's 47 regular-season wins against the NFC are the most by an AFC coach since 2007.

MOST WINS VS. NFC BY AFC COACH – SINCE 2007

| RANK | COACH | WINS |
|------|----------------|------|
| 1. | Mike Tomlin | 47 |
| 2. | Bill Belichick | 46 |
| 3. | John Harbaugh | 45 |
| 4. | Andy Reid | 33 |
| 5. | Marvin Lewis | 25 |

- Tomlin's .660 regular-season win percentage against the NFC is the fourth-best by an AFC coach since 2007 (min. 25 games).

BEST WIN PCT. VS. NFC BY AFC COACH – SINCE 2007 (MIN. 25)

| RANK | COACH | W | L | T | WIN PCT. |
|------|----------------|----|----|---|----------|
| 1. | Sean McDermott | 22 | 9 | 0 | .710 |
| 2. | Andy Reid | 33 | 14 | 0 | .702 |
| 3. | John Harbaugh | 45 | 22 | 0 | .672 |
| 4. | Mike Tomlin | 47 | 24 | 1 | .660 |
| 5. | Bill Belichick | 46 | 25 | 0 | .648 |

- Tomlin's regular-season home record against the NFC is 26-9-1 (.736).
- Tomlin's 26 regular-season home wins against the NFC are the sixth-most by an AFC coach since the 1970 AFL-NFL merger.

MOST HOME WINS VS. NFC BY AFC COACH – SINCE 1970

| RANK | COACH | WINS |
|------|----------------------|------|
| 1. | Bill Belichick | 38 |
| 2. | Don Shula | 36 |
| 3. | Marty Schottenheimer | 28 |
| 4. | Chuck Noll | 27 |
| | John Harbaugh | 27 |
| 6. | Mike Tomlin | 26 |
| 7. | Jeff Fisher | 22 |
| 8. | Bill Cowher | 21 |
| | Marvin Lewis | 21 |
| | Mike Shanahan | 21 |

- Tomlin's .736 regular-season home win percentage against the NFC is the third-highest by an AFC coach since the 1970 AFL-NFL merger (min. 25 games).

BEST HOME WIN PCT. VS. NFC BY AFC COACH – SINCE 1970 (MIN. 25)

| RANK | COACH | W | L | T | WIN PCT. |
|------|----------------------|----|----|---|----------|
| 1. | Don Shula | 36 | 7 | 0 | .837 |
| 2. | John Harbaugh | 27 | 7 | 0 | .794 |
| 3. | Mike Tomlin | 26 | 9 | 1 | .736 |
| 4. | Chuck Noll | 27 | 10 | 0 | .730 |
| 5. | Marty Schottenheimer | 28 | 11 | 0 | .718 |

- Tomlin's 26 regular-season home wins against the NFC are the second-most by an AFC coach since 2007.

MOST HOME WINS VS. NFC BY AFC COACH – SINCE 2007

| RANK | COACH | WINS |
|------|----------------|------|
| 1. | John Harbaugh | 27 |
| 2. | Mike Tomlin | 26 |
| 3. | Bill Belichick | 22 |
| 4. | Andy Reid | 19 |
| 5. | Marvin Lewis | 14 |

- Tomlin's .736 regular-season home win percentage against the NFC is the fourth-best by an AFC coach since 2007 (min. 15 games).

BEST HOME WIN PCT. VS. NFC BY AFC COACH – SINCE 2007 (MIN. 15)

| RANK | COACH | W | L | T | WIN PCT. |
|------|----------------|----|---|---|----------|
| 1. | John Harbaugh | 27 | 7 | 0 | .794 |
| 2. | Andy Reid | 19 | 5 | 0 | .792 |
| 3. | Sean McDermott | 12 | 4 | 0 | .750 |
| 4. | Mike Tomlin | 26 | 9 | 1 | .736 |
| 5. | Marvin Lewis | 14 | 7 | 3 | .646 |

- Tomlin's regular-season road record against the NFC is 21-15 (.583).
- Tomlin's 21 regular-season road wins against the NFC are the fifth-most by an AFC coach since the 1970 AFL-NFL merger.

MOST ROAD WINS VS. NFC BY AFC COACH – SINCE 1970

| RANK | COACH | WINS |
|------|----------------------|------|
| 1. | Bill Belichick | 37 |
| 2. | Don Shula | 31 |
| 3. | Marty Schottenheimer | 24 |
| 4. | Jeff Fisher | 22 |
| 5. | Mike Tomlin | 21 |

- Tomlin's .583 regular-season road win percentage against the NFC is the fifth-best by an AFC coach since the 1970 AFL-NFL merger (min. 25 games).

BEST ROAD WIN PCT. VS. NFC BY AFC COACH – SINCE 1970 (MIN. 25)

| RANK | COACH | W | L | T | WIN PCT. |
|------|----------------------|----|----|---|----------|
| 1. | Jeff Fisher | 22 | 10 | 0 | .688 |
| 2. | Don Shula | 31 | 15 | 0 | .674 |
| 3. | Marty Schottenheimer | 24 | 14 | 0 | .632 |
| 4. | Bill Belichick | 37 | 22 | 0 | .627 |
| 5. | Mike Tomlin | 21 | 15 | 0 | .583 |

- Tomlin's 21 regular-season road wins against the NFC are the second-most by an AFC coach since 2007.

MOST ROAD WINS VS. NFC BY AFC COACH – SINCE 2007

| RANK | COACH | WINS |
|------|----------------|------|
| 1. | Bill Belichick | 24 |
| 2. | Mike Tomlin | 21 |
| 3. | John Harbaugh | 18 |
| 4. | Andy Reid | 14 |
| 5. | Marvin Lewis | 11 |
| | Gary Kubiak | 11 |

- Tomlin's .583 regular-season road winning percentage against the NFC is the fifth-best by an AFC coach since 2007 (min. 15 games).

BEST ROAD WIN PCT. VS. NFC BY AFC COACH – SINCE 2007 (MIN. 15)

| RANK | COACH | W | L | T | WIN PCT. |
|------|----------------|----|----|---|----------|
| 1. | Bill Belichick | 24 | 11 | 0 | .686 |
| 2. | Sean McDermott | 10 | 5 | 0 | .667 |
| 3. | Gary Kubiak | 11 | 7 | 0 | .611 |
| 4. | Andy Reid | 14 | 9 | 0 | .609 |
| 5. | Mike Tomlin | 21 | 15 | 0 | .583 |

- Including the postseason, Tomlin has a .655 winning percentage (48-25-1) against the NFC during his 18 years.

TOMLIN IN HIS FIRST 275 CAREER NFL GAMES

- Mike Tomlin became the 16th, second active, and 14th since the 1970 AFL-NFL merger, head coach in NFL history to coach in 275 regular-season games.

MOST REGULAR-SEASON GAMES – SINCE 1970

| RANK | COACH | GAMES |
|------|----------------------|-------|
| 1. | Bill Belichick | 467 |
| 2. | Andy Reid | 403 |
| 3. | Don Shula | 392 |
| 4. | Dan Reeves | 357 |
| 5. | Jeff Fisher | 339 |
| 6. | Chuck Knox | 334 |
| 7. | Chuck Noll | 328 |
| 8. | Marty Schottenheimer | 327 |
| 9. | Tom Coughlin | 320 |
| 10. | Mike Shanahan | 308 |
| 11. | Bill Parcells | 303 |
| 12. | Pete Carroll | 291 |
| 13. | Tom Landry | 280 |
| 14. | Mike Tomlin | 276 |
| 15. | Mike Holmgren | 272 |

- Tomlin also became the fourth head coach to coach in 275 regular-season games with one team since the 1970 AFL-NFL merger.

MOST REGULAR-SEASON GAMES – ONE TEAM – SINCE 1970

| RANK | COACH, TEAM | GAMES |
|------|--------------------------------------|-------|
| 1. | Bill Belichick, New England Patriots | 387 |
| 2. | Chuck Noll, Pittsburgh Steelers | 328 |
| 3. | Tom Landry, Dallas Cowboys | 280 |
| 4. | Mike Tomlin, Pittsburgh Steelers | 276 |
| 5. | Jeff Fisher, Tennessee Titans | 262 |

- Tomlin's 173 regular-season wins in his first 275 games are the fifth-most in NFL history.

MOST REGULAR-SEASON WINS – FIRST 275 GAMES – NFL HISTORY

| RANK | COACH | WINS |
|------|----------------|------|
| 1. | Don Shula | 195 |
| 2. | George Halas | 190 |
| 3. | Curly Lambeau | 185 |
| 4. | Bill Belichick | 176 |
| 5. | Mike Tomlin | 173 |

- Tomlin's 173 regular-season wins in his first 275 games are the second-most since the 1970 AFL-NFL merger.

MOST REGULAR-SEASON WINS – FIRST 275 GAMES – SINCE 1970

| RANK | COACH | WINS |
|------|----------------------|------|
| 1. | Bill Belichick | 176 |
| 2. | Mike Tomlin | 173 |
| 3. | Mike McCarthy | 167 |
| 4. | Chuck Knox | 166 |
| 5. | Marty Schottenheimer | 163 |
| | Andy Reid | 163 |

AMONG COACHES IN FIRST 17 YEARS

- Mike Tomlin earned his 173rd regular-season victory in Week 18 of 2023 at Baltimore, and accumulated a 173-100-2 regular-season record in his first 17 seasons as a head coach in the NFL (2007-23).
- Tomlin's 173 regular-season wins are the third-most in a coach's first 17 career seasons.

MOST WINS – FIRST 17 SEASONS

| RANK | COACH | YEARS | WINS |
|------|----------------|------------------------|------|
| 1. | Bill Belichick | 1991-95, 2000-11 | 175 |
| | Don Shula | 1963-79 | 175 |
| 3. | Mike Tomlin | 2007-23 | 173 |
| 4. | Mike McCarthy | 2006-18, 2020-23 | 167 |
| 5. | Pete Carroll | 1994, 1997-99, 2010-23 | 162 |

- Tomlin's .633 regular-season win percentage is tied for the sixth-best by a head coach in his first 17 career seasons.

BEST WIN PCT. – FIRST 17 SEASONS

| RANK | COACH | YEARS | WIN PCT. |
|------|----------------|------------------|----------|
| 1. | George Halas | 1920-29, 1933-39 | .747 |
| 2. | Don Shula | 1963-79 | .738 |
| 3. | Curly Lambeau | 1921-37 | .703 |
| | Steve Owen | 1930-46 | .651 |
| 5. | Bill Belichick | 1991-95, 2000-11 | .643 |
| 6. | Mike Tomlin | 2007-23 | .633 |
| | Bud Grant | 1967-83 | .633 |

TOMLIN IN 17

- **Mike Tomlin's** 173 regular-season wins in his first 17 seasons rank as the most wins in team history for any coach in his first 17 campaigns, and his two Super Bowl appearances rank second in the franchise for a coach in his first 17 seasons.
- Tomlin's 11 postseason berths rank first in a coach's first 17 seasons with the Steelers and his seven division titles rank tied for second.

STEELERS HEAD COACHES RECORD THROUGH 17 SEASONS

| RANK | COACH | RECORD | YEARS |
|------|-------------|-------------------------|--------------------------------------|
| 1. | Mike Tomlin | 173-100-1 (.633) | 2007-23 |
| 2. | Chuck Noll | 149-97-1 (.605) | 1969-85 |
| RANK | COACH | SUPER BOWL APP. | TITLES |
| 1. | Chuck Noll | 4 (1974, '75, '78, '79) | 4 (1974, '75, '78, '79) |
| 2. | Mike Tomlin | 2 (2008, '10) | 1 (2008) |
| RANK | COACH | PLAYOFF APP. | YEARS |
| 1. | Mike Tomlin | 11 | 2007-08, '10-11, '14-17, '20-21, '22 |
| 2. | Chuck Noll | 10 | 1972-79, 1982-83 |
| RANK | COACH | DIVISION TITLES | YEARS |
| 1. | Mike Tomlin | 7 (AFC North) | 2007-08, '10, '14, '16-17, '20 |
| | Chuck Noll | 7 (AFC Central) | 1972, '74-79 |
| | Bill Cowher | 8 (AFC Central/North) | 1992, '94-97, 2001, '02, '04 |

*Cowher coached just 15 seasons

TOMLIN'S RECORD WHEN

| | | | |
|-------------------------------|-----|-----|---|
| Overall | 174 | 100 | 2 |
| Home | 97 | 40 | 1 |
| Away | 77 | 60 | 1 |
| In overtime | 9 | 7 | 2 |
| Grass | 135 | 73 | 2 |
| Turf | 39 | 27 | 0 |
| Indoors | 16 | 8 | 0 |
| Outdoors | 158 | 92 | 2 |
| AFC | 127 | 76 | 1 |
| AFC North | 70 | 31 | 1 |
| AFC East | 15 | 20 | 0 |
| AFC South | 25 | 10 | 0 |
| AFC West | 17 | 15 | 0 |
| NFC | 47 | 24 | 1 |
| NFC North | 10 | 6 | 1 |
| NFC East | 10 | 7 | 0 |
| NFC South | 13 | 4 | 0 |
| NFC West | 14 | 7 | 0 |
| Playoffs | 8 | 10 | 0 |
| Wild Card | 2 | 6 | 0 |
| Divisional | 3 | 2 | 0 |
| Title Game | 2 | 1 | 0 |
| Super Bowl | 1 | 1 | 0 |
| On Sunday Night Football | 20 | 14 | 0 |
| On Monday Night Football | 20 | 3 | 0 |
| On Thursday Night Football | 9 | 10 | 0 |
| On Saturday | 4 | 1 | 0 |
| On Sunday at 1 p.m. ET | 92 | 43 | 2 |
| On Sunday at 4:25 p.m. ET | 28 | 27 | 1 |
| In September | 31 | 26 | 1 |
| In October | 43 | 21 | 0 |
| In November | 44 | 23 | 1 |
| In December | 46 | 29 | 0 |
| In January | 10 | 1 | 0 |
| Coming off a loss | 62 | 35 | 0 |
| Coming off a win | 101 | 57 | 1 |
| Coming off a tie | 0 | 2 | 0 |
| Opponent Coming off a loss | 73 | 50 | 1 |
| Opponent Coming off a win | 89 | 44 | 0 |
| Opponent Coming off a tie | 1 | 0 | 0 |
| Coming off a Bye | 13 | 4 | 0 |
| Opponent coming off a Bye | 9 | 7 | 1 |
| Scoring first | 108 | 36 | 2 |
| Opponent scores first | 66 | 64 | 0 |
| Leading at any point | 172 | 57 | 2 |
| Trailing at any point | 105 | 99 | 1 |
| Leading at halftime | 120 | 22 | 1 |
| Tied at halftime | 14 | 9 | 1 |
| Trailing at halftime | 40 | 69 | 0 |
| Decided by 3 points or fewer | 37 | 31 | 2 |
| Decided by 7 points or fewer | 90 | 60 | 2 |
| Decided by 8 pts or fewer | 99 | 61 | 2 |
| *Opp. Missed Playoffs | 126 | 42 | 2 |
| *Opp. Lost Wild Card | 19 | 16 | 0 |
| *Opp. Lost Divisional Playoff | 16 | 20 | 0 |
| *Opp. Lost Title Game | 9 | 13 | 0 |
| *Opp. Lost Super Bowl | 1 | 7 | 0 |
| *Opp. Won Super Bowl | 3 | 2 | 0 |

TOMLIN'S RECORD WHEN

| | | | |
|-------------------------------|-----|----|---|
| Leading after three quarters | 129 | 17 | 1 |
| Tied after three quarters | 12 | 8 | 0 |
| Trailing after three quarters | 33 | 75 | 1 |
| Scoring 40+ points | 11 | 0 | 0 |
| Scoring 30-39 points | 39 | 9 | 0 |
| Scoring 20-29 points | 89 | 28 | 1 |
| Scoring 0-19 points | 35 | 63 | 1 |
| Allowing 40+ points | 0 | 5 | 0 |
| Allowing 30-39 points | 5 | 28 | 0 |
| Allowing 20-29 points | 47 | 50 | 1 |
| Allowing 0-19 Points | 122 | 17 | 1 |
| 3 days rest | 8 | 9 | 0 |
| 4 days rest | 1 | 1 | 0 |
| 5 days rest | 16 | 8 | 1 |
| 6 days rest | 92 | 64 | 0 |
| 7 days rest | 19 | 2 | 0 |
| 8 days rest | 0 | 1 | 0 |
| 9 days rest | 13 | 4 | 0 |
| 10 days rest | 1 | 1 | 0 |
| 12 days rest | 0 | 1 | 0 |
| 13 days rest | 11 | 3 | 0 |
| 14 days rest | 2 | 0 | 0 |
| Opp. 3 days rest | 8 | 9 | 0 |
| Opp. 5 days rest | 11 | 9 | 0 |
| Opp. 6 days rest | 107 | 59 | 0 |
| Opp. 7 days rest | 18 | 3 | 0 |
| Opp. 8 days rest | 1 | 0 | 0 |
| Opp. 9 days rest | 7 | 6 | 0 |
| Opp. 10 days rest | 2 | 1 | 0 |
| Opp. 13 days rest | 8 | 7 | 1 |
| Opp. 14 days rest | 1 | 0 | 0 |
| Outrushing opponent | 123 | 27 | 0 |
| Getting outrushed | 50 | 73 | 2 |
| Rushing Yards tied | 1 | 0 | 0 |
| Passing for more yards | 116 | 52 | 2 |
| Passing for fewer yards | 58 | 48 | 0 |
| Outgaining opponent | 131 | 42 | 2 |
| Outgained by opponent | 43 | 58 | 0 |
| Clear | 147 | 88 | 1 |
| Rain | 23 | 9 | 1 |
| Snow | 4 | 3 | 0 |
| Below 32-degrees | 17 | 7 | 0 |
| Above 32-degrees | 159 | 94 | 2 |
| Winning time of possession | 131 | 41 | 2 |
| Losing time of possession | 44 | 59 | 0 |
| Scoring a defensive TD | 30 | 2 | 0 |
| Allowing a defensive TD | 7 | 13 | 0 |
| Scoring a special teams TD | 11 | 0 | 0 |
| Allowing a special teams TD | 6 | 7 | 0 |
| Fewer penalty yards | 95 | 54 | 1 |
| More penalty yards | 79 | 46 | 1 |
| Winning turnover battle | 102 | 16 | 0 |
| Losing turnover battle | 26 | 64 | 2 |
| Tied turnover battled | 46 | 20 | 0 |
| -1 Turnovers | 20 | 28 | 0 |
| -2 Turnovers | 3 | 14 | 0 |
| -3 Turnovers | 3 | 11 | 1 |
| -4 Turnovers | 0 | 8 | 0 |

TOMLIN'S RECORD WHEN

| | | | |
|------------------------|-----|----|---|
| -5 Turnovers | 0 | 1 | 1 |
| -7 Turnovers | 0 | 2 | 0 |
| +1 Turnovers | 45 | 13 | 0 |
| +2 Turnovers | 35 | 2 | 0 |
| +3 Turnovers | 14 | 1 | 0 |
| +4 Turnovers | 6 | 0 | 0 |
| +5 Turnovers | 1 | 0 | 0 |
| +6 Turnovers | 1 | 0 | 0 |
| 100-yard rusher | 57 | 9 | 2 |
| 100-yard receiver | 67 | 41 | 1 |
| 200-yard passer | 127 | 69 | 2 |
| 200-yard rusher | 2 | 0 | 0 |
| 200-yard receiver | 2 | 1 | 0 |
| 300-yard passer | 38 | 27 | 1 |
| 400-yard passer | 4 | 7 | 0 |
| 500-yard passer | 3 | 0 | 0 |
| Opp. 100-yard rusher | 15 | 26 | 2 |
| Opp. 100-yard receiver | 46 | 36 | 1 |
| Opp. 200-yard passer | 101 | 64 | 0 |
| Opp. 200-yard rusher | 0 | 2 | 0 |
| Opp. 200-yard receiver | 2 | 0 | 0 |
| Opp. 300-yard passer | 23 | 21 | 0 |
| Opp. 400-yard passer | 4 | 1 | 0 |
| Opp. 500-yard passer | 0 | 0 | 0 |
| Rookie Starting QB | 9 | 8 | 0 |
| Vs. Rookie Starting QB | 24 | 6 | 0 |
| Arizona Cardinals | 3 | 2 | 0 |
| Atlanta Falcons | 5 | 0 | 0 |
| Baltimore Ravens | 19 | 15 | 0 |
| Buffalo Bills | 5 | 3 | 0 |
| Carolina Panthers | 4 | 0 | 0 |
| Chicago Bears | 1 | 3 | 0 |
| Cincinnati Bengals | 25 | 9 | 0 |
| Cleveland Browns | 26 | 7 | 1 |
| Dallas Cowboys | 2 | 2 | 0 |
| Denver Broncos | 4 | 3 | 0 |
| Detroit Lions | 3 | 0 | 1 |
| Green Bay Packers | 4 | 1 | 0 |
| Houston Texans | 4 | 2 | 0 |
| Indianapolis Colts | 8 | 2 | 0 |
| Jacksonville Jaguars | 5 | 3 | 0 |
| Kansas City Chiefs | 5 | 4 | 0 |
| Las Vegas Raiders | 3 | 5 | 0 |
| L.A. Chargers | 4 | 3 | 0 |
| L.A. Rams | 5 | 0 | 0 |
| Miami Dolphins | 4 | 3 | 0 |
| Minnesota Vikings | 2 | 2 | 0 |
| New England Patriots | 3 | 9 | 0 |
| New Orleans Saints | 1 | 3 | 0 |
| N.Y. Giants | 3 | 1 | 0 |
| N.Y. Jets | 3 | 5 | 0 |
| Philadelphia Eagles | 2 | 3 | 0 |
| San Francisco 49ers | 2 | 3 | 0 |
| Seattle Seahawks | 4 | 2 | 0 |
| Tampa Bay Buccaneers | 3 | 1 | 0 |
| Tennessee Titans | 8 | 3 | 0 |
| Washington Commanders | 3 | 1 | 0 |

| AMERICAN FOOTBALL CONFERENCE | | | | | | | | | | | | |
|------------------------------|----------|----------|----------|--------------|-----------|-----------|----------|--------------|--------------|--------------|--------------|--------------|
| EAST DIVISION | | | | | | | | | | | | |
| TEAM | W | L | T | PCT | PF | PA | NET PTS | HOME | AWAY | CONF | DIV | STREAK |
| Buffalo Bills | 1 | 0 | 0 | 1.000 | 34 | 28 | 6 | 1-0-0 | 0-0-0 | 0-0-0 | 0-0-0 | Won 1 |
| Miami Dolphins | 1 | 0 | 0 | 1.000 | 20 | 17 | 3 | 1-0-0 | 0-0-0 | 1-0-0 | 0-0-0 | Won 1 |
| New England Patriots | 1 | 0 | 0 | 1.000 | 16 | 10 | 6 | 0-0-0 | 1-0-0 | 1-0-0 | 0-0-0 | Won 1 |
| New York Jets | 0 | 1 | 0 | .000 | 19 | 32 | -13 | 0-0-0 | 0-1-0 | 0-0-0 | 0-0-0 | Lost 1 |
| NORTH DIVISION | | | | | | | | | | | | |
| TEAM | W | L | T | PCT | PF | PA | NET PTS | HOME | AWAY | CONF | DIV | STREAK |
| Pittsburgh Steelers | 1 | 0 | 0 | 1.000 | 18 | 10 | 8 | 0-0-0 | 1-0-0 | 0-0-0 | 0-0-0 | Won 1 |
| Baltimore Ravens | 0 | 1 | 0 | .000 | 20 | 27 | -7 | 0-0-0 | 0-1-0 | 0-1-0 | 0-0-0 | Lost 1 |
| Cincinnati Bengals | 0 | 1 | 0 | .000 | 10 | 16 | -6 | 0-1-0 | 0-0-0 | 0-1-0 | 0-0-0 | Lost 1 |
| Cleveland Browns | 0 | 1 | 0 | .000 | 17 | 33 | -16 | 0-1-0 | 0-0-0 | 0-0-0 | 0-0-0 | Lost 1 |
| SOUTH DIVISION | | | | | | | | | | | | |
| TEAM | W | L | T | PCT | PF | PA | NET PTS | HOME | AWAY | CONF | DIV | STREAK |
| Houston Texans | 1 | 0 | 0 | 1.000 | 29 | 27 | 2 | 0-0-0 | 1-0-0 | 1-0-0 | 1-0-0 | Won 1 |
| Indianapolis Colts | 0 | 1 | 0 | .000 | 27 | 29 | -2 | 0-1-0 | 0-0-0 | 0-1-0 | 0-1-0 | Lost 1 |
| Jacksonville Jaguars | 0 | 1 | 0 | .000 | 17 | 20 | -3 | 0-0-0 | 0-1-0 | 0-1-0 | 0-0-0 | Lost 1 |
| Tennessee Titans | 0 | 1 | 0 | .000 | 17 | 24 | -7 | 0-0-0 | 0-1-0 | 0-0-0 | 0-0-0 | Lost 1 |
| WEST DIVISION | | | | | | | | | | | | |
| TEAM | W | L | T | PCT | PF | PA | NET PTS | HOME | AWAY | CONF | DIV | STREAK |
| Kansas City Chiefs | 1 | 0 | 0 | 1.000 | 27 | 20 | 7 | 1-0-0 | 0-0-0 | 1-0-0 | 0-0-0 | Won 1 |
| Los Angeles Chargers | 1 | 0 | 0 | 1.000 | 22 | 10 | 12 | 1-0-0 | 0-0-0 | 1-0-0 | 1-0-0 | Won 1 |
| Denver Broncos | 0 | 1 | 0 | .000 | 20 | 26 | -6 | 0-0-0 | 0-1-0 | 0-0-0 | 0-0-0 | Lost 1 |
| Las Vegas Raiders | 0 | 1 | 0 | .000 | 10 | 22 | -12 | 0-0-0 | 0-1-0 | 0-1-0 | 0-1-0 | Lost 1 |
| NATIONAL FOOTBALL CONFERENCE | | | | | | | | | | | | |
| EAST DIVISION | | | | | | | | | | | | |
| TEAM | W | L | T | PCT | PF | PA | NET PTS | HOME | AWAY | CONF | DIV | STREAK |
| Dallas Cowboys | 1 | 0 | 0 | 1.000 | 33 | 17 | 16 | 0-0-0 | 1-0-0 | 0-0-0 | 0-0-0 | Won 1 |
| Philadelphia Eagles | 1 | 0 | 0 | 1.000 | 34 | 29 | 5 | 1-0-0 | 0-0-0 | 1-0-0 | 0-0-0 | Won 1 |
| New York Giants | 0 | 1 | 0 | .000 | 6 | 28 | -22 | 0-1-0 | 0-0-0 | 0-1-0 | 0-0-0 | Lost 1 |
| Washington Commanders | 0 | 1 | 0 | .000 | 20 | 37 | -17 | 0-0-0 | 0-1-0 | 0-1-0 | 0-0-0 | Lost 1 |
| NORTH DIVISION | | | | | | | | | | | | |
| TEAM | W | L | T | PCT | PF | PA | NET PTS | HOME | AWAY | CONF | DIV | STREAK |
| Chicago Bears | 1 | 0 | 0 | 1.000 | 24 | 17 | 7 | 1-0-0 | 0-0-0 | 0-0-0 | 0-0-0 | Won 1 |
| Detroit Lions | 1 | 0 | 0 | 1.000 | 26 | 20 | 6 | 1-0-0 | 0-0-0 | 1-0-0 | 0-0-0 | Won 1 |
| Minnesota Vikings | 1 | 0 | 0 | 1.000 | 28 | 6 | 22 | 0-0-0 | 1-0-0 | 1-0-0 | 0-0-0 | Won 1 |
| Green Bay Packers | 0 | 1 | 0 | .000 | 29 | 34 | -5 | 0-0-0 | 0-1-0 | 0-1-0 | 0-0-0 | Lost 1 |
| SOUTH DIVISION | | | | | | | | | | | | |
| TEAM | W | L | T | PCT | PF | PA | NET PTS | HOME | AWAY | CONF | DIV | STREAK |
| New Orleans Saints | 1 | 0 | 0 | 1.000 | 47 | 10 | 37 | 1-0-0 | 0-0-0 | 1-0-0 | 1-0-0 | Won 1 |
| Tampa Bay Buccaneers | 1 | 0 | 0 | 1.000 | 37 | 20 | 17 | 1-0-0 | 0-0-0 | 1-0-0 | 0-0-0 | Won 1 |
| Atlanta Falcons | 0 | 1 | 0 | .000 | 10 | 18 | -8 | 0-1-0 | 0-0-0 | 0-0-0 | 0-0-0 | Lost 1 |
| Carolina Panthers | 0 | 1 | 0 | .000 | 10 | 47 | -37 | 0-0-0 | 0-1-0 | 0-1-0 | 0-1-0 | Lost 1 |
| WEST DIVISION | | | | | | | | | | | | |
| TEAM | W | L | T | PCT | PF | PA | NET PTS | HOME | AWAY | CONF | DIV | STREAK |
| San Francisco 49ers | 1 | 0 | 0 | 1.000 | 32 | 19 | 13 | 1-0-0 | 0-0-0 | 0-0-0 | 0-0-0 | Won 1 |
| Seattle Seahawks | 1 | 0 | 0 | 1.000 | 26 | 20 | 6 | 1-0-0 | 0-0-0 | 0-0-0 | 0-0-0 | Won 1 |
| Arizona Cardinals | 0 | 1 | 0 | .000 | 28 | 34 | -6 | 0-0-0 | 0-1-0 | 0-0-0 | 0-0-0 | Lost 1 |
| Los Angeles Rams | 0 | 1 | 0 | .000 | 20 | 26 | -6 | 0-0-0 | 0-1-0 | 0-1-0 | 0-0-0 | Lost 1 |

STEELERS 2024 REGULAR SEASON RECORD WHEN...

| CATEGORY | 2024 SEASON | | CATEGORY | 2024 SEASON | |
|---------------------------------------|-------------|--|------------------------------------|-------------|--|
| | W-L | | | W-L | |
| STEELERS AT ACRISURE STADIUM | 0-0 | | IN SEPTEMBER | 1-0 | |
| STEELERS ON THE ROAD | 1-0 | | IN OCTOBER | 0-0 | |
| STEELERS ON GRASS | 0-0 | | IN NOVEMBER | 0-0 | |
| STEELERS ON ARTIFICIAL TURF | 1-0 | | IN DECEMBER | 0-0 | |
| STEELERS IN DOMES | 0-0 | | IN JANUARY | 0-0 | |
| STEELERS IN RETRACTABLE ROOF STADIUMS | 0-0 | | | | |
| STEELERS OUTDOORS | 0-0 | | ON SUNDAY NIGHT | 0-0 | |
| STEELERS INDOORS | 0-0 | | ON THURSDAY NIGHT | 0-0 | |
| | | | ON MONDAY NIGHT | 0-0 | |
| STEELERS SCORE FIRST | 0-0 | | ON SATURDAY | 0-0 | |
| OPPONENT SCORES FIRST | 1-0 | | | | |
| STEELERS SCORE ON FIRST POSSESSION | 1-0 | | DAY GAMES | 1-0 | |
| STEELERS SCORE 20 OR MORE POINTS | 0-0 | | KICKOFF AT 12:00 EDT | 0-0 | |
| STEELERS SCORE 19 OR LESS POINTS | 1-0 | | KICKOFF AT 3:00/3:05/3:15/3:35 EDT | 0-0 | |
| STEELERS ALLOW 20 OR MORE | 0-0 | | NIGHT GAMES | 0-0 | |
| STEELERS ALLOW 19 OR LESS POINTS | 1-0 | | | | |
| | | | VS. AFC NORTH OVERALL | 0-0 | |
| STEELERS LEAD AFTER 1ST QUARTER | 0-0 | | VS. AFC NORTH AT HOME | 0-0 | |
| STEELERS TRAIL AFTER 1ST QUARTER | 0-0 | | VS. AFC NORTH ON THE ROAD | 0-0 | |
| SCORE TIED AFTER 1ST QUARTER | 1-0 | | | | |
| STEELERS LEAD AT HALFTIME | 0-0 | | VS. AFC | 0-0 | |
| STEELERS TRAIL AT HALFTIME | 1-0 | | VS. AFC EAST | 0-0 | |
| SCORE TIED AT HALFTIME | 0-0 | | VS. AFC SOUTH | 0-0 | |
| STEELERS LEAD AFTER 3RD QUARTER | 1-0 | | VS. AFC WEST | 0-0 | |
| STEELERS TRAIL AFTER 3RD QUARTER | 0-0 | | | | |
| SCORE TIED AFTER 3RD QUARTER | 0-0 | | VS. NFC | 1-0 | |
| GAME GOES TO OVERTIME | 0-0 | | VS. NFC EAST | 0-0 | |
| | | | VS. NFC SOUTH | 1-0 | |
| STEELERS HAVE + TURNOVER RATIO | 1-0 | | VS. NFC NORTH | 0-0 | |
| STEELERS HAVE - TURNOVER RATIO | 0-0 | | VS. NFC WEST | 0-0 | |
| TURNOVER RATIO EVEN | 0-0 | | | | |
| | | | | | |
| STEELERS HAVE 30:00+TOP | 1-0 | | | | |
| STEELERS HAVE LESS THAN 30:00 TOP | 0-0 | | | | |
| | | | | | |
| STEELERS HAVE 100-YARD RUSHER | 0-0 | | | | |
| STEELERS HAVE 300 NET PASSING YARDS | 0-0 | | | | |
| STEELERS HAVE 1 100-YARD RECEIVER | 0-0 | | | | |
| STEELERS HAVE 2 100-YARD RECEIVERS | 0-0 | | | | |
| | | | | | |
| STEELERS WIN COIN TOSS | 0-0 | | | | |
| STEELERS LOSE COIN TOSS | 1-0 | | | | |

| NO. | NAME | POS | HT | WT | DOB | EXP | COLLEGE | HOMETOWN | HOW ACQ |
|---|------------------------|-------|------|-----|------------|-----|--------------------------|-------------------------|--------------|
| 57 | Adams Sr., Montravius | DT | 6-4 | 304 | 7/24/1995 | 8 | Auburn | Vienna, GA | FA '21 |
| 4 | Allen, Kyle | QB | 6-3 | 210 | 3/8/1996 | 7 | Houston | Scottsdale, AZ | FA '24 |
| 74 | Anderson, Spencer | OL | 6-5 | 305 | 6/7/2000 | 1 | Maryland | Bowie, MD | D7b '23 |
| 19 | Austin III, Calvin | WR | 5-9 | 162 | 3/24/1999 | 3 | Memphis | Memphis, TN | D4 '22 |
| 95 | Benton, Keanu | DT | 6-4 | 309 | 7/17/2001 | 2 | Wisconsin | Janesville, WI | D2b '23 |
| 31 | Bishop Jr., Beanie | CB | 5-10 | 184 | 12/17/1999 | R | West Virginia | Louisville, KY | UDFA '24 |
| 9 | Boswell, Chris | K | 6-2 | 185 | 3/16/1991 | 10 | Rice | Fort Worth, TX | FA '22 |
| 78 | Daniels, James | OL | 6-4 | 327 | 9/13/1997 | 7 | Iowa | Wren, OH | FA '22 |
| # | Edmonds, Terrell | S | 6-1 | 217 | 1/20/1997 | 6 | Virginia Tech | Danville, VA | PS '24 (JAX) |
| 25 | Elliott, Deshon | S | 6-1 | 210 | 4/21/1997 | 6 | Texas | Dallas, TX | FA '24 |
| 34 | Elliott, Jalen | S | 6-0 | 206 | 7/3/1998 | 3 | Notre Dame | Richmond, VA | FA '24 |
| 76 | Fautanu, Troy | OT | 6-4 | 317 | 10/11/2000 | R | Washington | Henderson, NV | D1 '24 |
| 2 | Fields, Justin | QB | 6-3 | 228 | 3/5/1999 | 4 | Ohio State | Kennesaw, GA | TR '24 (CHI) |
| 39 | Fitzpatrick, Minkah | S | 6-1 | 207 | 11/17/1996 | 7 | Alabama | Old Bridge, NJ | TR 19 (MIA) |
| 54 | Frazier, Zach | C | 6-3 | 310 | 8/29/2001 | R | West Virginia | Fairmont, WV | D2 '24 |
| 88 | Freiermuth, Pat | TE | 6-5 | 258 | 10/25/1998 | 4 | Penn State | Merrimac, MA | D2 '21 |
| 22 | Harris, Najee | RB | 6-1 | 242 | 3/9/1998 | 4 | Alabama | Antioch, CA | D1 '21 |
| 51 | Herbig, Nick | LB | 6-2 | 240 | 11/21/2001 | 2 | Wisconsin | Kauai, HI | D4 '23 |
| 97 | Heyward, Cameron | DT | 6-5 | 295 | 5/6/1998 | 14 | Ohio State | Pittsburgh, PA | D1 '11 |
| 83 | Heyward, Connor | TE | 6-0 | 230 | 1/22/1999 | 3 | Michigan State | Duluth, GA | D6 '22 |
| 56 | Highsmith, Alex | LB | 6-4 | 242 | 8/7/1997 | 5 | Charlotte | Wilmington, NC | D3 '20 |
| 26 | Jackson, Dontae | CB | 5-10 | 180 | 1/18/1995 | 7 | LSU | Metairie, LA | TR '24 (CAR) |
| 11 | Jefferson, Van | WR | 6-1 | 200 | 7/26/1996 | 5 | Florida | Brentwood, TN | FA '24 |
| 77 | Jones, Broderick | OT | 6-5 | 311 | 5/16/2001 | 2 | Georgia | Lithonia, GA | D1 '23 |
| 23 | Kazee, Damontae | S | 5-11 | 174 | 6/5/1993 | 8 | San Diego State | San Bernardino, CA | FA '22 |
| 28 | Killebrew, Miles | S | 6-2 | 222 | 5/10/1993 | 9 | Southern Utah | Henderson, NV | FA '22 |
| 46 | Kuntz, Christian | LS | 6-1 | 228 | 4/13/1994 | 4 | Duquesne | Pittsburgh, PA | FA '20 |
| 98 | Leal, DeMarvin | DE | 6-4 | 290 | 7/1/2000 | 3 | Texas A&M | San Antonio, TX | D3 '22 |
| 92 | Loudermilk, Isaiahh | DT | 6-7 | 293 | 10/10/1997 | 4 | Wisconsin | Howard, KS | D5 '21 |
| 94 | Lowry, Dean | DL | 6-6 | 296 | 6/9/1994 | 8 | Northwestern | Rockford, IL | FA '24 |
| 44 | Marakevich, Tyler | LB | 6-1 | 235 | 12/22/1992 | 9 | Temple | Stratford, CT | FA '24 |
| 62 | McCollum, Ryan | C | 6-5 | 300 | 6/7/1997 | 3 | Texas A&M | Spring, TX | W '22 (DET) |
| 66 | McCormick, Mason | G | 6-5 | 315 | 5/25/2000 | R | South Dakota State | Sioux Falls, SD | D4 '24 |
| 13 | Miller, Scotty | WR | 5-9 | 174 | 7/31/1997 | 6 | Bowling Green | Barrington, IL | FA '24 |
| 65 | Moore Jr., Dan | OT | 6-5 | 315 | 9/28/1998 | 4 | Texas A&M | Beaumont, TX | D4a '21 |
| 99 | Ogunjobi, Larry | DT | 6-3 | 305 | 6/3/1994 | 8 | Charlotte | Greensboro, NC | FA '22 |
| 84 | Patterson, Cordarrelle | RB/KR | 6-2 | 232 | 3/17/1991 | 12 | Tennessee | Rock Hill, SC | FA '24 |
| 14 | Pickens, George | WR | 6-3 | 200 | 3/4/2001 | 3 | Georgia | Hoover, AL | D2 '22 |
| 24 | Porter Jr., Joey | CB | 6-2 | 193 | 7/26/2000 | 2 | Penn State | Bakersfield, CA | D2a '23 |
| 81 | Pruitt, MyCole | TE | 6-2 | 258 | 3/24/1992 | 8 | Southern Illinois | South Bend, IN | FA '24 |
| 6 | Queen, Patrick | ILB | 6-0 | 230 | 8/13/1999 | 5 | LSU | Ventress, LA | FA '24 |
| 50 | Roberts, Elondon | LB | 6-1 | 238 | 4/22/1994 | 9 | Houston | Port Arthur, TX | FA '23 |
| 23 | Robinson, Mark | LB | 5-11 | 235 | 8/14/1999 | 2 | Mississippi | Meridian, MS | D7a '22 |
| 21 | Rush, Darius | CB | 6-2 | 198 | 8/22/2000 | 2 | South Carolina | Kingstree, SC | FA '23 |
| 73 | Seumalo, Isaac | OL | 6-4 | 303 | 10/29/1993 | 9 | Oregon State | Corvallis, OR | FA '23 |
| 27 | Trice Jr., Cory | DB | 6-3 | 206 | 5/30/2000 | 1 | Purdue | Hopkinsville, KY | D7b '23 |
| 8 | Waltman, Cortliss | P | 6-2 | 210 | 7/21/1975 | 3 | South Alabama | Milton, FL | FA '24 |
| 30 | Warren, Jaylen | RB | 5-8 | 215 | 11/1/1998 | 3 | Oklahoma State | Cottonwoods Heights, UT | UDFA '22 |
| 80 | Washington, Darnell | TE | 6-7 | 264 | 8/17/2001 | 2 | Georgia | Las Vegas, NV | D3 '23 |
| 90 | Watt, T.J. | LB | 6-4 | 252 | 10/11/1994 | 8 | Wisconsin | Pewaukee, WI | D1 '17 |
| 41 | Wilson, Payton | LB | 6-4 | 242 | 4/21/2000 | R | North Carolina State | Hillsborough, NC | D3b '24 |
| 10 | Wilson, Roman | WR | 6-0 | 192 | 6/19/2001 | R | Michigan | Mau, HI | D3a '24 |
| 3 | Wilson, Russell | QB | 5-11 | 215 | 11/29/1988 | 13 | Wisconsin | Richmond, VA | FA '24 |
| Injured Reserve (5) | | | | | | | | | |
| 71 | Herbig, Nate | OL | 6-4 | 334 | 7/10/1998 | 6 | Stanford | Honolulu, HI | FA '23 |
| 5 | Johnston, Cameron | P | 5-11 | 194 | 2/24/1992 | 7 | Ohio State | Geelong, Australia | FA '24 |
| 91 | Lee, Logan | DE | 6-5 | 291 | 6/12/2000 | R | Iowa | Orion, IL | D6a '24 |
| 33 | Perales, David | LB | 6-3 | 255 | 4/9/1999 | 1 | Fresno State | Merced, CA | UDFA '23 |
| 29 | Watts, Ryan | DB | 6-3 | 206 | 11/7/2001 | R | Texas | Little Elm, TX | D6b '24 |
| Injured Reserve - Designated For Return (2) | | | | | | | | | |
| 60 | Cook, Dylan | OT | 6-5 | 280 | 1/11/1998 | 2 | Montana | Butte, MT | FA '23 |
| 49 | Moon, Jeremiah | OLB | 6-5 | 245 | 8/18/1998 | 2 | Florida | Hoover, AL | W '23 (BLT) |
| Practice Squad (17) | | | | | | | | | |
| 18 | Averett, Anthony | CB | 5-11 | 184 | 11/30/1994 | 5 | Alabama | Woodbury, NJ | FA '24 |
| 45 | Colletto, Jack | FB | 6-3 | 237 | 11/19/1998 | 1 | Oregon State | Camas, WA | FA '23 |
| 42 | Gilbert, Zion | CB | 6-0 | 193 | 2/4/1999 | 2 | Florida Atlantic | Montgomery, AL | FA '24 |
| 37 | Graham Jr., Thomas | DB | 5-11 | 197 | 6/26/1999 | 3 | Oregon | Rancho Cucamonga, CA | FA '24 |
| 40 | Harper, Devin | LB | 6-0 | 240 | 5/13/1998 | 3 | Oklahoma State | Knoville, TN | FA '24 |
| 38 | Haynes, Marcus | DE | 6-4 | 240 | 4/7/1998 | 1 | Old Dominion | Bowie, MD | FA '24 |
| 89 | Johnson, Brandon | WR | 6-2 | 195 | 7/26/1998 | 3 | Central Florida | Fort Lauderdale, FL | FA '24 |
| 68 | Legue, John | OL | 6-7 | 310 | 4/17/1996 | 3 | Tulane | Alexandria, LA | FA '24 |
| 72 | Nester, Doug | T | 6-6 | 306 | 8/7/2000 | R | West Virginia | Kenova, WV | FA '24 |
| 48 | Orundieki, Ade | OLB | 6-4 | 251 | 10/9/1998 | 3 | Notre Dame | West Bloomfield, MI | FA '24 |
| 17 | Oyelaja, Ayo | S | 5-11 | 213 | 10/19/1998 | 3 | University of Nottingham | Essex, England | FA '24 |
| 33 | Shampkin, Aaron | RB | 5-10 | 195 | 10/18/1999 | 1 | Harvard | Long Beach, CA | FA '24 |
| 15 | Skowronek, Ben | WR | 6-3 | 224 | 6/27/1997 | 3 | Notre Dame | Fort Wayne, Ind. | FA '24 |
| 79 | Slade, Jacob | DL | 6-3 | 293 | 2/23/2000 | 1 | Michigan State | Lewis Center, OH | FA '24 |
| 35 | Ward, Jonathan | RB | 6-0 | 202 | 9/30/1997 | 5 | Central Michigan | Kankakee, IL | FA '24 |
| 16 | Watkins, Quez | WR | 6-0 | 193 | 6/9/1998 | 5 | Southern Mississippi | Athens, AL | FA '24 |
| 87 | Williams, Rodney | TE | 6-4 | 235 | 4/10/2000 | 2 | UT Martin | Memphis, TN | FA '24 |
| Practice Squad Injured (1) | | | | | | | | | |
| 33 | Scott, Boston | RB | 5-6 | 203 | 4/27/1995 | 5 | Louisiana Tech | Zachary, LA | PS-NO-18 |
| Reserve/League Susp. (1) | | | | | | | | | |
| 20 | Sutton, Cameron | CB | 5-11 | 188 | 2/27/1995 | 6 | Tennessee | Jonesboro, GA | FA '24 |
| Reserve/Retired (1) | | | | | | | | | |
| 91 | Golden, Markus | LB | 6-3 | 260 | 3/13/1991 | 10 | Missouri | St. Louis, MO | FA '24 |
| Reserved/PUP (1) | | | | | | | | | |
| 55 | Holcomb, Cole | LB | 6-1 | 240 | 7/30/1996 | 6 | North Carolina | New Smyrna Beach, FL | FA '23 |
| COACHING STAFF | | | | | | | | | |
| HEAD COACH: Mike Tomlin | | | | | | | | | |
| ASSISTANTS: Terji Austin (Defensive Coordinator); Arthur Smith (Offensive Coordinator); Danny Smith (Special Teams Coordinator); Tom Arth (Quarterbacks); Zach Azzanni (Wide Receivers); Grady Brown (Secondary); Aaron Curry (Inside Linebackers); Karl Dunbar (Defensive Line); Eddie Faulkner (Running Backs); Denzel Martin (Outside Linebackers); Pat Meyer (Offensive Line); Alfredo Roberts (Tight Ends); Mike Sullivan (Senior Offensive Assistant); Isaac Williams (Assistant Offensive Line); Jason Brooks (Defensive Quality Control); Mateo Kambu (Offensive Assistant); Matt Baker (Offensive Assistant); Anthony Midget (Assistant Secondary); Garrett Giemont (Senior Coaching Assistant); Phil Matusz (Head Strength & Conditioning Coach); Justus Galac (Assistant Strength & Conditioning Coach); Roderick Moore (Sports Science Coordinator/Strength & Conditioning); Tyler Judkins (Strength & Conditioning Assistant) | | | | | | | | | |

| NO. | NAME | POS | HT | WT | DOB | EXP | COLLEGE | HOMETOWN | HOW ACQ |
|---|------------------------|-------|------|-----|------------|-----|--------------------------|-------------------------|--------------|
| #1 | Edmunds, Terrell | S | 6-1 | 217 | 1/20/1997 | 6 | Virginia Tech | Danville, VA | PS '24 (JAX) |
| 2 | Fields, Justin | QB | 6-3 | 228 | 3/5/1999 | 4 | Ohio State | Kennesaw, GA | TR '24 (CHI) |
| 3 | Wilson, Russell | QB | 5-11 | 215 | 11/29/1988 | 13 | Wisconsin | Richmond, VA | FA '24 |
| 4 | Allen, Kyle | QB | 6-3 | 210 | 3/8/1996 | 7 | Houston | Scottsdale, AZ | FA '24 |
| 6 | Queen, Patrick | ILB | 6-0 | 230 | 8/13/1999 | 5 | LSU | Ventress, LA | FA '24 |
| 8 | Waltman, Corliss | P | 6-2 | 210 | 7/21/1975 | 3 | South Alabama | Milton, FL | FA '24 |
| 9 | Boswell, Chris | K | 6-2 | 185 | 3/16/1991 | 10 | Rice | Fort Worth, TX | FA '15 |
| 10 | Wilson, Roman | WR | 6-0 | 192 | 6/19/2001 | R | Michigan | Mau, HI | D3a '24 |
| 11 | Jefferson, Van | WR | 6-1 | 200 | 7/26/1996 | 5 | Florida | Brentwood, TN | FA '24 |
| 13 | Miller, Scotty | WR | 5-9 | 174 | 7/31/1997 | 6 | Bowling Green | Barrington, IL | FA '24 |
| 14 | Pickens, George | WR | 6-3 | 200 | 3/4/2001 | 3 | Georgia | Hoover, AL | D2 '22 |
| 19 | Austin III, Calvin | WR | 5-9 | 162 | 3/24/1999 | 3 | Memphis | Memphis, TN | D4 '22 |
| 21 | Rush, Darius | CB | 6-2 | 198 | 2/22/2000 | 2 | South Carolina | Kingsree, SC | FA '23 |
| 22 | Harris, Najee | RB | 6-1 | 242 | 3/9/1998 | 4 | Alabama | Antioch, CA | D1 '21 |
| 23 | Kazee, Damontae | S | 5-11 | 174 | 6/5/1993 | 8 | San Diego State | San Bernardino, CA | FA '22 |
| 24 | Porter Jr., Joey | CB | 6-2 | 193 | 7/26/2000 | 2 | Penn State | Bakersfield, CA | D2a '23 |
| 25 | Elliott, DeShon | S | 6-1 | 210 | 4/21/1997 | 6 | Texas | Dallas, TX | FA '24 |
| 26 | Jackson, Donte | CB | 5-10 | 180 | 11/8/1995 | 7 | LSU | Metairie, LA | TR '24 (CAR) |
| 27 | Trice Jr., Cory | DB | 6-3 | 206 | 5/30/2000 | 1 | Purdue | Hopkinsville, KY | D7a '23 |
| 28 | Killebrew, Miles | S | 6-2 | 222 | 5/10/1993 | 9 | Southern Utah | Henderson, NV | FA '24 |
| 30 | Warren, Jaylen | RB | 5-8 | 215 | 11/1/1998 | 3 | Oklahoma State | Cottonwoods Heights, UT | UDFA '22 |
| 31 | Bishop Jr., Beanie | CB | 5-10 | 184 | 12/17/1999 | R | West Virginia | Louisville, KY | UDFA '24 |
| 34 | Elliott, Jalen | S | 6-0 | 206 | 7/7/1998 | 3 | Notre Dame | Richmond, VA | FA '24 |
| 39 | Fitzpatrick, Minkah | S | 6-1 | 207 | 11/17/1996 | 7 | Alabama | Old Bridge, NJ | TR '19 (MIA) |
| 41 | Wilson, Payton | LB | 6-4 | 242 | 4/21/2000 | R | North Carolina State | Hillsborough, NC | D3b '24 |
| 44 | Matakevich, Tyler | LB | 6-1 | 235 | 12/22/1992 | 9 | Temple | Stratford, CT | FA '24 |
| 46 | Kuntz, Christian | LS | 6-1 | 228 | 4/13/1994 | 4 | Duquesne | Pittsburgh, PA | FA '20 |
| 50 | Roberts, Elandon | LB | 6-1 | 238 | 4/22/1994 | 9 | Houston | Port Arthur, TX | FA '23 |
| 51 | Herbig, Nick | LB | 6-2 | 240 | 11/21/2001 | 2 | Wisconsin | Kauai, HI | D4 '23 |
| 54 | Frazier, Zach | C | 6-3 | 310 | 8/29/2001 | R | West Virginia | Fairmont, WV | D2 '24 |
| 56 | Highsmith, Alex | LB | 6-4 | 242 | 8/7/1997 | 5 | Charlotte | Wilmington, NC | D3 '20 |
| 57 | Adams Sr., Montravius | DT | 6-4 | 304 | 7/24/1995 | 8 | Auburn | Vienna, GA | FA '21 |
| 62 | McCollum, Ryan | C | 6-5 | 300 | 3/4/1998 | 3 | Texas A&M | Spring, TX | W '22 (DET) |
| 65 | Moore Jr., Dan | OT | 6-5 | 315 | 9/28/1998 | 4 | Texas A&M | Beaumont, TX | D4a '21 |
| 66 | McCormick, Mason | G | 6-5 | 315 | 5/25/2000 | R | South Dakota State | Sioux Falls, SD | D4 '24 |
| 73 | Seumalo, Isaac | OL | 6-4 | 303 | 10/29/1993 | 9 | Oregon State | Corvallis, OR | FA '23 |
| 74 | Anderson, Spencer | OL | 6-5 | 305 | 6/7/2000 | 1 | Maryland | Bowie, MD | D7b '23 |
| 76 | Fautanu, Troy | OT | 6-4 | 317 | 10/11/2000 | R | Washington | Henderson, NV | D1 '24 |
| 77 | Jones, Broderick | OT | 6-5 | 311 | 5/16/2001 | 2 | Georgia | Lithonia, GA | D1 '23 |
| 78 | Daniels, James | OL | 6-4 | 327 | 9/13/1997 | 7 | Iowa | Warren, OH | FA '22 |
| 80 | Washington, Darnell | TE | 6-7 | 264 | 8/17/2001 | 2 | Georgia | Las Vegas, NV | D3 '23 |
| 81 | Pruitt, MyCole | TE | 6-2 | 258 | 3/24/1992 | 8 | Southern Illinois | South Bend, IN | FA '24 |
| 83 | Heyward, Connor | TE | 6-0 | 230 | 3/29/1999 | 3 | Michigan State | Ann Arbor, MI | D6 '22 |
| 84 | Patterson, Cordarrelle | RB/KR | 6-2 | 232 | 1/7/1991 | 12 | Tennessee | Rock Hill, SC | FA '24 |
| 88 | Freiermuth, Pat | TE | 6-5 | 258 | 10/25/1998 | 4 | Penn State | Merriam, MA | D2 '21 |
| 90 | Watt, T.J. | LB | 6-4 | 252 | 10/11/1994 | 8 | Wisconsin | Pewaukee, WI | D1 '17 |
| 92 | Loudermilk, Isiahah | DT | 6-7 | 293 | 10/10/1997 | 4 | Wisconsin | Howard, KS | D5 '21 |
| 93 | Robinson, Mark | LB | 5-11 | 235 | 8/14/1999 | 3 | Mississippi | Leesburg, GA | D7a '22 |
| 94 | Lowry, Dean | DL | 6-6 | 296 | 6/9/1994 | 8 | Northwestern | Rockford, IL | FA '24 |
| 95 | Benton, Keanu | DT | 6-4 | 309 | 7/17/2001 | 2 | Wisconsin | Janesville, WI | D2b '23 |
| 97 | Heyward, Cameron | DT | 6-5 | 295 | 5/6/1989 | 14 | Ohio State | Pittsburgh, PA | D1 '11 |
| 98 | Leal, DeMarvin | DE | 6-4 | 290 | 7/1/2000 | 3 | Texas A&M | San Antonio, TX | D3 '22 |
| 99 | Ogunjobi, Larry | DT | 6-3 | 305 | 6/3/1994 | 8 | Charlotte | Greensboro, NC | FA '22 |
| Injured Reserve (5) | | | | | | | | | |
| 5 | Johnston, Cameron | P | 5-11 | 194 | 2/24/1992 | 7 | Ohio State | Geelong, Australia | FA '24 |
| 29 | Watts, Ryan | DB | 6-3 | 206 | 11/7/2001 | R | Texas | Little Elm, TX | D6b '24 |
| 31 | Perales, David | LB | 6-3 | 255 | 4/9/1999 | 1 | Fresno State | Merced, CA | UDFA '23 |
| 77 | Herbig, Nate | OL | 6-4 | 334 | 7/10/1998 | 6 | Stanford | Honolulu, HI | FA '23 |
| 91 | Lee, Logan | DE | 6-5 | 291 | 6/12/2000 | R | Iowa | Orion, IL | D6a '24 |
| Injured Reserve - Designated For Return (2) | | | | | | | | | |
| 49 | Moon, Jeremiah | OLB | 6-5 | 245 | 8/18/1998 | 2 | Florida | Hoover, AL | W '24 (BLT) |
| 60 | Cook, Dylan | OT | 6-5 | 280 | 11/1/1998 | 2 | Montana | Butte, MT | FA '23 |
| Practice Squad (17) | | | | | | | | | |
| 15 | Skowronek, Ben | WR | 6-3 | 224 | 6/27/1997 | 3 | Notre Dame | Fort Wayne, Ind. | FA '24 |
| 16 | Watkins, Quez | WR | 6-0 | 193 | 6/9/1998 | 5 | Southern Mississippi | Athens, AL | FA '24 |
| 17 | Oyelola, Ayo | S | 5-11 | 213 | 10/19/1998 | 3 | University of Nottingham | Essex, England | FA '24 |
| 18 | Averett, Anthony | CB | 5-11 | 184 | 11/30/1994 | 5 | Alabama | Woodbury, NJ | FA '24 |
| 33 | Shampkin, Aaron | RB | 5-10 | 195 | 10/18/1999 | 1 | Harvard | Long Beach, CA | FA '24 |
| 35 | Ward, Jonathan | RB | 6-0 | 202 | 9/30/1997 | 5 | Central Michigan | Kankakee, IL | FA '24 |
| 37 | Graham Jr., Thomas | DB | 5-11 | 197 | 6/26/1999 | 3 | Oregon | Rancho Cucamonga, CA | FA '24 |
| 38 | Haynes, Marcus | DE | 6-4 | 240 | 4/7/1998 | 1 | Old Dominion | Bowie, MD | FA '24 |
| 40 | Harper, Devin | LB | 6-0 | 240 | 5/13/1998 | 3 | Oklahoma State | Knoxville, TN | FA '24 |
| 42 | Gilbert, Zion | CB | 6-0 | 193 | 2/4/1999 | 2 | Florida Atlantic | Montgomery, AL | FA '24 |
| 45 | Colletto, Jack | CB | 6-3 | 237 | 11/19/1998 | 1 | Oregon State | Camas, WA | FA '23 |
| 48 | Ogundeji, Ade | OLB | 6-4 | 251 | 10/9/1998 | 3 | Notre Dame | West Bloomfield, MI | FA '24 |
| 68 | Leglue, John | OL | 6-7 | 310 | 4/17/1996 | 3 | Tulane | Alexandria, LA | FA '24 |
| 72 | Nester, Doug | T | 6-6 | 306 | 8/7/2000 | R | West Virginia | Kenova, WV | FA '24 |
| 79 | Slade, Jacob | DL | 6-3 | 293 | 2/23/2000 | 1 | Michigan State | Lewis Center, OH | FA '24 |
| 87 | Williams, Rodney | TE | 6-4 | 235 | 4/10/2000 | 2 | UT Martin | Memphis, TN | FA '24 |
| 89 | Johnson, Brandon | WR | 6-2 | 195 | 7/26/1998 | 3 | Central Florida | Fort Lauderdale, FL | FA '24 |
| Practice Squad Injured (1) | | | | | | | | | |
| 33 | Scott, Boston | RB | 5-6 | 203 | 4/27/1995 | 5 | Louisiana Tech | Zachary, LA | PS-NO-18 |
| Reserve/League Susp. (1) | | | | | | | | | |
| 20 | Sutton, Cameron | CB | 5-11 | 188 | 2/27/1995 | 6 | Tennessee | Jonesboro, GA | FA '24 |
| Reserve/Retired (1) | | | | | | | | | |
| 91 | Golden, Markus | LB | 6-3 | 260 | 3/13/1991 | 10 | Missouri | St. Louis, MO | FA '24 |
| Reserved/PUP (1) | | | | | | | | | |
| 55 | Holcomb, Cole | LB | 6-1 | 240 | 7/30/1996 | 6 | North Carolina | New Smyrna Beach, FL | FA '23 |
| COACHING STAFF | | | | | | | | | |
| HEAD COACH: Mike Tomlin | | | | | | | | | |
| ASSISTANTS: Teriy Austin (Defensive Coordinator); Arthur Smith (Offensive Coordinator); Danny Smith (Special Teams Coordinator); Tom Arth (Quarterbacks); Zach Azzanni (Wide Receivers); Grady Brown (Secondary); Aaron Curry (Inside Linebackers); Karl Dunbar (Defensive Line); Eddie Faulkner (Running Backs); Denzel Martin (Outside Linebackers); Pat Meyer (Offensive Line); Alfredo Roberts (Tight Ends); Mike Sullivan (Senior Offensive Assistant); Isaac Williams (Assistant Offensive Line); Jason Brooks (Defensive Quality Control); Mateo Kambu (Offensive Assistant); Matt Baker (Offensive Assistant); Anthony Midget (Assistant Secondary); Garrett Giemont (Senior Coaching Assistant); Phil Matusz (Head Strength & Conditioning Coach); Justus Galea (Assistant Strength & Conditioning Coach); Roderick Moore (Sports Science Coordinator/Strength & Conditioning); Tyler Judkins (Strength & Conditioning Assistant) | | | | | | | | | |

QUARTERBACKS (3)

| | |
|--------------------------|---------------------------|
| 2 Justin Fields QB | 3 Russell Wilson QB |
| 4 Kyle Allen QB | |

RUNNING BACKS (3)

| | |
|--------------------------------------|---------------------------|
| 22 Najee Harris RB | 30 Jaylen Warren RB |
| 84 Cordarrelle Patterson RB/KR | |

WIDE RECEIVERS (5)

| | |
|-------------------------------|----------------------------|
| 10 Roman Wilson WR | 11 Van Jefferson WR |
| 12 Scotty Miller WR | 14 George Pickens WR |
| 19 Calvin Austin III WR | |

TIGHT ENDS (4)

| | |
|--------------------------------|----------------------------|
| 80 Darnell Washington TE | 81 MyCole Pruitt TE |
| 83 Connor Heyward TE | 88 Pat Freiermuth TE |

OFFENSIVE LINE (9)

| | |
|---------------------------|------------------------------|
| 54 Zach Frazier C | 62 Ryan McCollum C |
| 65 Dan Moore Jr. OT | 66 Mason McCormick G |
| 73 Isaac Seumalo OL | 74 Spencer Anderson OL |
| 76 Troy Fautanu OT | 77 Broderick Jones OT |
| 78 James Daniels OL | |

LINEBACKERS (8)

| | |
|------------------------------|-----------------------------|
| 6 Patrick Queen ILB | 41 Payton Wilson LB |
| 44 Tyler Matakevich LB | 50 Elandon Roberts LB |
| 51 Nick Herbig LB | 56 Alex Highsmith LB |
| 90 T.J. Watt LB | 93 Mark Robinson LB |

DEFENSIVE BACKS (11)

| | |
|-------------------------------|----------------------------|
| ## Terrell Edmunds S | 21 Darius Rush CB |
| 23 Damontae Kazee S | 24 Joey Porter Jr. CB |
| 25 DeShon Elliott S | 26 Donte Jackson CB |
| 27 Cory Trice Jr. DB | 28 Miles Killebrew S |
| 31 Beanie Bishop Jr. CB | 34 Jalen Elliott S |
| 39 Minkah Fitzpatrick S | |

DEFENSIVE LINE (7)

| | |
|---------------------------------|--------------------------------|
| 57 Montravius Adams Sr. DT | 92 Isaiahh Loudermilk DT |
| 94 Dean Lowry DL | 95 Keanu Benton DT |
| 97 Cameron Heyward DT | 98 DeMarvin Leal DE |
| 99 Larry Ogunjobi DT | |

SPECIALISTS (3)

| | |
|-----------------------------|-------------------------|
| 8 Corliss Waitman P | 9 Chris Boswell K |
| 46 Christian Kuntz LS | |

| NO | NAME | POS | HT | WT | DOB | AGE | EXP | COLLEGE | HOMETOWN | HOW ACQ | GP | GS | DPN | INA |
|-----------------------|-----------------------|-------|------|-----|----------|-----|-----|--------------------------|-------------------------|--------------|----|----|-----|-----|
| 97 | Cameron Heyward | DT | 6-5 | 295 | 05/06/89 | 35 | 14 | Ohio State | Pittsburgh, PA | D1 '11 | 1 | 1 | 0 | 0 |
| THIRTEENTH SEASON (1) | | | | | | | | | | | | | | |
| 3 | Russell Wilson | QB | 5-11 | 215 | 11/29/88 | 35 | 13 | Wisconsin | Richmond, VA | FA '24 | 0 | 0 | 0 | 1 |
| TWELFTH SEASON (1) | | | | | | | | | | | | | | |
| 84 | Cordarrelle Patterson | RB/KR | 6-2 | 232 | 03/17/91 | 33 | 12 | Tennessee | Rock Hill, SC | FA '24 | 1 | 0 | 0 | 0 |
| TENTH SEASON (2) | | | | | | | | | | | | | | |
| 9 | Chris Boswell | K | 6-2 | 185 | 03/16/91 | 33 | 10 | Rice | Fort Worth, TX | FA '15 | 1 | 0 | 0 | 0 |
| 11 | Markus Golden | LB | 6-3 | 260 | 03/19/91 | 33 | 10 | Missouri | St. Louis, MO | FA '24 | 0 | 0 | 0 | 0 |
| NINTH SEASON (4) | | | | | | | | | | | | | | |
| 50 | Elandon Roberts | LB | 6-1 | 238 | 04/22/94 | 30 | 9 | Houston | Port Arthur, TX | FA '23 | 1 | 1 | 0 | 0 |
| 73 | Isaac Seumalo | OL | 6-4 | 303 | 10/29/93 | 30 | 9 | Oregon State | Corvallis, OR | FA '23 | 0 | 0 | 0 | 1 |
| 28 | Miles Killebrew | S | 6-2 | 222 | 05/10/93 | 31 | 9 | Southern Utah | Henderson, NV | FA '22 | 1 | 0 | 0 | 0 |
| 44 | Tyler Matakevich | LB | 6-1 | 235 | 12/22/92 | 31 | 9 | Temple | Stratford, CT | FA '24 | 1 | 0 | 0 | 0 |
| EIGHTH SEASON (6) | | | | | | | | | | | | | | |
| 23 | Damontae Kazee | S | 5-11 | 174 | 06/05/93 | 31 | 8 | San Diego State | San Bernardino, CA | FA '22 | 1 | 0 | 0 | 0 |
| 94 | Dean Lowry | DL | 6-6 | 296 | 06/09/94 | 30 | 8 | Northwestern | Rockford, IL | FA '24 | 0 | 0 | 0 | 1 |
| 99 | Larry Ogunjobi | DT | 6-3 | 305 | 06/03/94 | 30 | 8 | Charlotte | Greensboro, NC | FA '22 | 1 | 1 | 0 | 0 |
| 57 | Montavius Adams Sr. | DT | 6-4 | 304 | 07/24/95 | 29 | 8 | Auburn | Vienna, GA | FA '21 | 1 | 0 | 0 | 0 |
| 81 | MyCole Pruitt | TE | 6-2 | 258 | 03/24/92 | 32 | 8 | Southern Illinois | South Bend, IN | FA '24 | 1 | 1 | 0 | 0 |
| 90 | T.J. Watt | LB | 6-4 | 252 | 10/11/94 | 29 | 8 | Wisconsin | Pewaukee, WI | D1 '17 | 1 | 1 | 0 | 0 |
| SEVENTH SEASON (5) | | | | | | | | | | | | | | |
| 5 | Cameron Johnston | P | 5-11 | 194 | 02/24/92 | 32 | 7 | Ohio State | Geelong, Australia | FA '24 | 1 | 0 | 0 | 0 |
| 26 | Donte Jackson | CB | 5-10 | 180 | 11/08/95 | 28 | 7 | LSU | Metairie, LA | TR '24 (CAR) | 1 | 1 | 0 | 0 |
| 78 | James Daniels | OL | 6-4 | 327 | 09/13/97 | 26 | 7 | Iowa | Warren, OH | FA '22 | 1 | 1 | 0 | 0 |
| 4 | Kyle Allen | QB | 6-3 | 210 | 03/08/96 | 28 | 7 | Houston | Scottsdale, AZ | FA '24 | 0 | 0 | 1 | 0 |
| 39 | Minkah Fitzpatrick | S | 6-1 | 207 | 11/17/96 | 27 | 7 | Alabama | Old Bridge, NJ | TR '19 (MIA) | 1 | 1 | 0 | 0 |
| SIXTH SEASON (6) | | | | | | | | | | | | | | |
| 20 | Cameron Sutton | CB | 5-11 | 188 | 02/27/95 | 29 | 6 | Tennessee | Jonesboro, GA | FA '24 | 0 | 0 | 0 | 0 |
| 55 | Cole Holcomb | LB | 6-1 | 240 | 07/30/96 | 28 | 6 | North Carolina | New Smyrna Beach, FL | FA '23 | 0 | 0 | 0 | 0 |
| 25 | DeShon Elliott | S | 6-1 | 210 | 04/21/97 | 27 | 6 | Texas | Dallas, TX | FA '24 | 1 | 1 | 0 | 0 |
| 71 | Nate Herbig | OL | 6-4 | 334 | 07/10/98 | 26 | 6 | Stanford | Honolulu, HI | FA '23 | 0 | 0 | 0 | 0 |
| 13 | Scotty Miller | WR | 5-9 | 174 | 07/31/97 | 27 | 6 | Bowling Green | Barrington, IL | FA '24 | 1 | 0 | 0 | 0 |
| ## | Terrell Edmunds | S | 6-1 | 217 | 01/20/97 | 27 | 6 | Virginia Tech | Danville, VA | PS '24 (JAX) | 1 | 0 | 0 | 0 |
| FIFTH SEASON (7) | | | | | | | | | | | | | | |
| 56 | Alex Highsmith | LB | 6-4 | 242 | 08/07/97 | 27 | 5 | Charlotte | Wilmington, NC | D3 '20 | 1 | 1 | 0 | 0 |
| 18 | Anthony Averett | CB | 5-11 | 184 | 11/30/94 | 29 | 5 | Alabama | Woodbury, NJ | FA '24 | 0 | 0 | 0 | 0 |
| 33 | Justin Scott | RB | 5-6 | 203 | 04/27/95 | 29 | 5 | Louisiana Tech | Zachary, LA | FA '20-18 | 0 | 0 | 0 | 0 |
| 35 | Jonathan Ward | RB | 6-0 | 202 | 03/09/97 | 26 | 5 | Central Michigan | Kankakee, IL | FA '24 | 0 | 0 | 0 | 0 |
| 6 | Patrick Queen | ILB | 6-0 | 230 | 08/13/99 | 25 | 5 | LSU | Ventress, LA | FA '24 | 1 | 1 | 0 | 0 |
| 16 | Quez Watkins | WR | 6-0 | 193 | 06/09/98 | 26 | 5 | Southern Mississippi | Athens, AL | FA '24 | 0 | 0 | 0 | 0 |
| 11 | Van Jefferson | WR | 6-1 | 200 | 07/26/96 | 28 | 5 | Florida | Brentwood, TN | FA '24 | 1 | 1 | 0 | 0 |
| FOURTH SEASON (6) | | | | | | | | | | | | | | |
| 46 | Christian Kuntz | LS | 6-1 | 228 | 04/13/94 | 30 | 4 | Duquesne | Pittsburgh, PA | FA '20 | 1 | 0 | 0 | 0 |
| 65 | Dan Moore Jr. | OT | 6-5 | 315 | 09/28/98 | 25 | 4 | Texas A&M | Beaumont, TX | D4a '21 | 1 | 1 | 0 | 0 |
| 92 | Isaiah Lodermyer | DT | 6-7 | 293 | 10/10/97 | 26 | 4 | Wisconsin | Howard, KS | D5 '21 | 1 | 0 | 0 | 0 |
| 2 | Justin Fields | QB | 6-3 | 228 | 03/05/99 | 25 | 4 | Ohio State | Kennesaw, GA | TR '24 (CHI) | 1 | 1 | 0 | 0 |
| 22 | Najee Harris | RB | 6-1 | 242 | 03/09/98 | 26 | 4 | Alabama | Antioch, CA | D1 '21 | 1 | 1 | 0 | 0 |
| 88 | Pat Freiermuth | TE | 6-5 | 258 | 10/25/98 | 25 | 4 | Penn State | Merrimac, MA | D2 '21 | 1 | 0 | 0 | 0 |
| THIRD SEASON (16) | | | | | | | | | | | | | | |
| 48 | Ade Ogundej | OLB | 6-4 | 251 | 10/09/98 | 25 | 3 | Notre Dame | West Bloomfield, MI | FA '24 | 0 | 0 | 0 | 0 |
| 17 | Ayo Oyelola | S | 5-11 | 213 | 10/19/98 | 25 | 3 | University of Nottingham | Essex, England | FA '24 | 0 | 0 | 0 | 0 |
| 15 | Ben Skowronek | WR | 6-3 | 224 | 06/27/97 | 27 | 3 | Notre Dame | Fort Wayne, Ind. | FA '24 | 0 | 0 | 0 | 0 |
| 89 | Brandon Johnson | WR | 6-2 | 195 | 07/26/98 | 26 | 3 | Central Florida | Fort Lauderdale, FL | FA '24 | 0 | 0 | 0 | 0 |
| 19 | Calvin Austin III | WR | 5-9 | 162 | 03/24/99 | 25 | 3 | Memphis | Memphis, TN | D4 '22 | 1 | 0 | 0 | 0 |
| 83 | Connor Heyward | TE | 6-0 | 230 | 01/22/99 | 25 | 3 | Michigan State | Duluth, GA | D6 '22 | 1 | 0 | 0 | 0 |
| 8 | Corliss Walton | DE | 6-2 | 210 | 07/21/75 | 49 | 3 | South Alabama | Milton, FL | FA '24 | 0 | 0 | 0 | 0 |
| 98 | DeMarvin Leal | P | 6-4 | 290 | 07/01/00 | 24 | 3 | Texas A&M | San Antonio, TX | D3 '22 | 1 | 0 | 0 | 0 |
| 40 | Devin Harper | LB | 6-0 | 240 | 05/13/98 | 26 | 3 | Oklahoma State | Knoxville, TN | FA '24 | 0 | 0 | 0 | 0 |
| 14 | George Pickens | WR | 6-3 | 200 | 03/04/01 | 23 | 3 | Georgia | Hoover, AL | D2 '22 | 1 | 1 | 0 | 0 |
| 34 | Jalen Elliott | S | 6-0 | 206 | 07/07/98 | 26 | 3 | Notre Dame | Richmond, VA | FA '24 | 0 | 0 | 0 | 1 |
| 30 | Jaylen Warren | RB | 5-8 | 215 | 11/01/98 | 25 | 3 | Oklahoma State | Cottonwoods Heights, UT | UDFA '22 | 1 | 0 | 0 | 0 |
| 68 | John Leguile | OL | 6-7 | 310 | 04/17/96 | 28 | 3 | Tulane | Alexandria, LA | FA '24 | 0 | 0 | 0 | 0 |
| 93 | Mark Robinson | LB | 5-11 | 235 | 08/14/99 | 25 | 3 | Mississippi | Leesburg, GA | D7a '22 | 1 | 0 | 0 | 0 |
| 62 | Ryan McCollum | C | 6-5 | 300 | 03/04/98 | 26 | 3 | Texas A&M | Spring, TX | W '22 (DET) | 1 | 0 | 0 | 0 |
| 37 | Thomas Graham Jr. | DB | 5-11 | 197 | 06/26/99 | 25 | 3 | Oregon | Rancho Cucamonga, CA | FA '24 | 0 | 0 | 0 | 0 |
| SECOND SEASON (10) | | | | | | | | | | | | | | |
| 77 | Broderick Jones | OT | 6-5 | 311 | 05/16/01 | 23 | 2 | Georgia | Lithonia, GA | D1 '23 | 1 | 1 | 0 | 0 |
| 21 | Darius Rush | CB | 6-2 | 198 | 02/22/00 | 24 | 2 | South Carolina | Kingsree, SC | FA '23 | 1 | 0 | 0 | 0 |
| 60 | Darnell Washington | TE | 6-7 | 264 | 08/17/01 | 23 | 2 | Georgia | Las Vegas, NV | D3 '23 | 1 | 1 | 0 | 0 |
| 80 | Dylan Cook | OT | 6-5 | 280 | 01/11/98 | 26 | 2 | Montana | Butte, MT | FA '23 | 0 | 0 | 0 | 0 |
| 49 | Jeremiah Moon | OLB | 6-5 | 245 | 08/18/98 | 26 | 2 | Florida | Hoover, AL | W '24 (BLT) | 0 | 0 | 0 | 0 |
| 24 | Joey Porter Jr. | CB | 6-2 | 193 | 07/26/00 | 24 | 2 | Penn State | Bakersfield, CA | D2a '23 | 1 | 1 | 0 | 0 |
| 95 | Keanon Benton | DT | 6-4 | 309 | 07/17/01 | 23 | 2 | Wisconsin | Janesville, WI | D2b '23 | 1 | 1 | 0 | 0 |
| 51 | Nick Herbig | LB | 6-2 | 240 | 11/21/01 | 22 | 2 | Wisconsin | Kauai, HI | D4 '23 | 1 | 0 | 0 | 0 |
| 87 | Rodney Williams | TE | 6-4 | 235 | 04/10/00 | 24 | 2 | UT Martin | Memphis, TN | FA '24 | 0 | 0 | 0 | 0 |
| 42 | Zyon Gilbert | CB | 6-0 | 193 | 02/04/99 | 25 | 2 | Florida Atlantic | Montgomery, AL | FA '24 | 0 | 0 | 0 | 0 |
| FIRST SEASON (7) | | | | | | | | | | | | | | |
| 33 | Aaron Shampkin | RB | 5-10 | 195 | 10/18/99 | 24 | 1 | Harvard | Long Beach, CA | FA '24 | 0 | 0 | 0 | 0 |
| 27 | Cory Trice Jr. | DB | 6-3 | 206 | 05/30/00 | 24 | 1 | Purdue | Hopkinsville, KY | D7a '23 | 1 | 0 | 0 | 0 |
| 33 | David Peralas | LB | 6-3 | 255 | 04/09/99 | 25 | 1 | Fresno State | Merced, CA | UDFA '23 | 0 | 0 | 0 | 0 |
| 45 | Jack Colletto | FB | 6-3 | 237 | 11/19/98 | 25 | 1 | Oregon State | Camas, WA | FA '23 | 0 | 0 | 0 | 0 |
| 79 | Jacob Slade | DL | 6-3 | 293 | 02/23/00 | 24 | 1 | Michigan State | Lewis Center, OH | FA '24 | 0 | 0 | 0 | 0 |
| 38 | Marcus Haynes | DE | 6-4 | 240 | 04/07/98 | 26 | 1 | Old Dominion | Bowie, MD | FA '24 | 0 | 0 | 0 | 0 |
| 74 | Spencer Anderson | OL | 6-5 | 305 | 06/07/00 | 24 | 1 | Maryland | Bowie, MD | D7b '23 | 1 | 1 | 0 | 0 |
| ROOKIE (9) | | | | | | | | | | | | | | |
| 31 | Beanie Bishop Jr. | CB | 5-10 | 184 | 12/17/99 | 24 | R | West Virginia | Louisville, KY | UDFA '24 | 1 | 0 | 0 | 0 |
| 72 | Doug Nester | T | 6-6 | 306 | 08/07/00 | 24 | R | West Virginia | Kenova, WV | FA '24 | 0 | 0 | 0 | 0 |
| 91 | Logan Lee | DE | 6-5 | 291 | 06/12/00 | 24 | R | Iowa | Orion, IL | D6a '24 | 0 | 0 | 0 | 0 |
| 66 | Mason McCormick | G | 6-5 | 315 | 05/25/00 | 24 | R | South Dakota State | Sioux Falls, SD | D4 '24 | 1 | 0 | 0 | 0 |
| 41 | Payton Wilson | LB | 6-4 | 242 | 04/21/00 | 24 | R | North Carolina State | Hillsborough, NC | D3b '24 | 1 | 0 | 0 | 0 |
| 10 | Roman Wilson | WR | 6-0 | 192 | 06/19/01 | 23 | R | Michigan | Mau, HI | D3a '24 | 0 | 0 | 0 | 1 |
| 29 | Ryan Watts | DB | 6-3 | 206 | 11/07/01 | 22 | R | Texas | Little Elm, TX | D6b '24 | 0 | 0 | 0 | 0 |
| 76 | Troy Fautanu | OT | 6-4 | 317 | 10/11/00 | 23 | R | Washington | Henderson, NV | D1 '24 | 0 | 0 | 1 | 0 |
| 54 | Zach Frazier | C | 6-3 | 310 | 08/29/01 | 23 | R | West Virginia | Fairmont, WV | D2 '24 | 1 | 1 | 0 | 0 |

| YEAR | DRAFTED (24) | FREE AGENTS (22) | COLLEGE FREE AGENTS (2) | TRADES/WAIVERS (4) | PRACTICE SQUAD (1) |
|------|--|--|---------------------------------|--|--------------------------------|
| 2024 | OT Troy Fautanu (1) C Zach Frazier (2) WR Roman Wilson (3a) LB Payton Wilson (3b) G Mason McCormick (4) | QB Kyle Allen (FA '24) S DeShon Elliott (FA '24) S Jalen Elliott (FA '24) WR Van Jefferson (FA '24) DL Dean Lowry (FA '24) LB Tyler Matakevich (FA '24) WR Scotty Miller (FA '24) RB/KR Cordarrelle Patterson (FA '24) TE MyCole Pruitt (FA '24) ILB Patrick Queen (FA '24) P Corliss Waitman (FA '24) QB Russell Wilson (FA '24) | CB Beanie Bishop Jr. (UDFA '24) | QB Justin Fields (TR '24 CHI) CB Donte Jackson (TR '24 CAR) | S Terrell Edmunds (PS '24 JAX) |
| 2023 | OT Broderick Jones (1) CB Joey Porter Jr. (2a) DT Keanu Benton (2b) TE Darnell Washington (3) LB Nick Herbig (4) DB Cory Trice Jr. (7a) OL Spencer Anderson (7b) | LB Elandon Roberts (FA '23) CB Darius Rush (FA '23) OL Isaac Seumalo (FA '23) | | | |
| 2022 | WR George Pickens (2) DE DeMarvin Leal (3) WR Calvin Austin III (4) TE Connor Heyward (6) LB Mark Robinson (7a) | OL James Daniels (FA '22) S Damontae Kazee (FA '22) S Miles Killebrew (FA '22) DT Larry Ogunjobi (FA '22) | RB Jaylen Warren (UDFA '22) | C Ryan McCollum (W '22 DET) | |
| 2021 | RB Najee Harris (1) TE Pat Freiermuth (2) OT Dan Moore Jr. (4a) DT Isaiahh Loudermilk (5) | DT Montravius Adams Sr. (FA '21) | | | |
| 2020 | LB Alex Highsmith (3) | LS Christian Kuntz (FA '20) | | | |
| 2019 | | | | S Minkah Fitzpatrick (TR '19 MIA) | |
| 2017 | LB T.J. Watt (1) | | | | |
| 2015 | | K Chris Boswell (FA '15) | | | |
| 2011 | DT Cameron Heyward (1) | | | | |

(As of September 10, 2024)

OFFENSE

| | | | | |
|-----------|------------------------|---------------------------|--------------------------|------------------|
| WR | 11 Van Jefferson | <u>10 Roman Wilson</u> | | |
| LT | 65 Dan Moore Jr. | 60 Dylan Cook | | |
| LG | 73 Isaac Seumalo | 74 Spencer Anderson | | |
| C | <u>54 Zach Frazier</u> | 62 Ryan McCollum | | |
| RG | 78 James Daniels | <u>66 Mason McCormick</u> | | |
| RT | 77 Broderick Jones | <u>76 Troy Fautanu</u> | | |
| TE | 88 Pat Freiermuth | 80 Darnell Washington | 83 Connor Heyward | 81 MyCole Pruitt |
| RB | 22 Najee Harris | 30 Jaylen Warren | 84 Cordarrelle Patterson | |
| QB | 3 Russell Wilson | 2 Justin Fields | 4 Kyle Allen | |
| WR | 19 Calvin Austin III | | | |
| WR | 14 George Pickens | 13 Scotty Miller | | |

DEFENSE

| | | | |
|-------------|-----------------------------|-------------------------|-----------------------|
| DT | 97 Cameron Heyward | 98 DeMarvin Leal | 92 Isaiahh Loudermilk |
| NT | 95 Keanu Benton | 57 Montravius Adams Sr. | |
| DE | 99 Larry Ogunjobi | 94 Dean Lowry | <u>91 Logan Lee</u> |
| LOLB | 90 T.J. Watt | 51 Nick Herbig | 49 Jeremiah Moon |
| LILB | 6 Patrick Queen | <u>41 Payton Wilson</u> | 93 Mark Robinson |
| RILB | 50 Elandon Roberts | 44 Tyler Matakevich | |
| ROLB | 56 Alex Highsmith | 51 Nick Herbig | |
| RCB | 24 Joey Porter Jr. | 21 Darius Rush | |
| FS | 39 Minkah Fitzpatrick | 28 Miles Killebrew | |
| SS | 25 DeShon Elliott | 23 Damontae Kazee | 34 Jalen Elliott |
| LCB | 26 Donte Jackson | 27 Cory Trice Jr. | |
| NB | <u>31 Beanie Bishop Jr.</u> | | |

SPECIALISTS

| | | |
|-----------|--------------------------|------------------|
| P | 8 Corliss Waitman | |
| K | 9 Chris Boswell | |
| LS | 46 Christian Kuntz | |
| H | 8 Corliss Waitman | |
| KR | 84 Cordarrelle Patterson | 30 Jaylen Warren |
| PR | 19 Calvin Austin III | 13 Scotty Miller |

PRONUNCIATION GUIDE

| | | | |
|---------------------------|---------------------|-----------------------------|-----------------|
| Montravius Adams Sr. | MON-tray-v-us | Christian Kuntz | KOONTZ |
| Keanu Benton | Key-AH-knew | DeMarvin Leal | lee-AL |
| Troy Fautanu | Fow-TAWN-oo | Tyler Matakevich | Matt-uh-kev-ich |
| Pat Freiermuth | Friar-mooth | Larry Ogunjobi | O-gun-joe-bee |
| Najee Harris | NAH-jee | Cordarrelle Patterson | core-DARE-ul |
| Damontae Kazee | duh-MON-tay KAY-zee | Isaac Seumalo | say-uh-MAH-low |
| Miles Killebrew | KILLA-brew | | |



MONTRAVIUS ^{DT} ADAMS SR.

HEIGHT: 6-4
WEIGHT: 304
COLLEGE: Auburn
BORN: July 24, 1995

HOW ACQUIRED: FA '21
NFL EXPERIENCE: 6th year
BIRTHPLACE: Vienna, GA

PRO CAREER

- ✦ Has played in 85 career games (25 starts)
- ✦ Has registered 109 tackles (52 solo), 1.5 sacks, two forced fumbles, one fumble recovery, six quarterback hits, eight tackles for loss and seven passes defended in his seven-year career (Packers 2017-21; Patriots/Saints/Steelers 2021; Steelers 2022-23)
- ✦ Made NFL debut in Week 3 of 2017 (vs. Cincinnati)
- ✦ Made NFL starting debut in Week 16 of 2018 (at New York Jets)

2023 (STEELERS)

- ✦ Played in 13 regular-season games (eight starts)
- ✦ Registered 24 tackles (11 solo), two tackles for loss, one forced fumble and one pass defended

2022 (STEELERS)

- ✦ Started a career-high nine games out of 17 games played
- ✦ Set career highs in total tackles (26) and solo tackles (12)
- ✦ Added on one tackle for loss and one pass defended

2021 (PATRIOTS/SAINTS/STEELERS)

- ✦ Spent time with the Patriots and the Saints before landing in Pittsburgh
- ✦ Played in five games (one start) for the Saints and registered seven tackles (one solo), one tackle for loss and one pass defended
- ✦ Started in four of five games played with the Steelers where he amassed eight tackles (six solo), three quarterback hits, one pass defended and one tackle for loss

2020 (PACKERS)

- ✦ Saw action in eight games
- ✦ Recorded 11 tackles (six solo) and two tackles for loss
- ✦ Spent the last six weeks of the season as well as the postseason on injured reserve

2019 (PACKERS)

- ✦ Started in two of 14 games played
- ✦ Registered 11 tackles (four solo), three passes defended and two quarterback hits
- ✦ Recovered a fumble in Week 10 at Carolina

2018 (PACKERS)

- ✦ Played in all 16 games with one start
- ✦ Finished the season with a then career-high 20 tackles (11 solo) and added 1.5 sacks
- ✦ Took down QB Brock Osweiler for the first sack of his career in Week 10 vs. Miami
- ✦ Forced a fumble for the first time in his career in Week 15 at Chicago
- ✦ Made NFL starting debut in Week 16 (at N.Y. Jets)
- ✦ Registered a career-high seven tackles in Week 17 vs. Detroit

2017 (PACKERS)

- ✦ Saw action in seven games as a rookie, registering two tackles and one quarterback hit
- ✦ Made NFL debut in Week 3 (vs. Cincinnati)

TRANSACTIONS

- ✦ Signed a two-year contract extension with Pittsburgh on March 15, 2024
- ✦ Signed a two-year contract extension with the Steelers on March 15, 2022
- ✦ Signed to the active roster by Pittsburgh on Nov. 30, 2021
- ✦ Signed to the practice squad by New Orleans on Nov. 19, 2021
- ✦ Waived by the Saints on Nov. 16, 2021
- ✦ Signed by the Saints on Sept. 13, 2021
- ✦ Released by New Orleans on Sept. 11, 2021
- ✦ Signed a one-year contract with the Saints on Sept. 5, 2021
- ✦ Released by the Patriots on Aug. 31, 2021
- ✦ Signed a one-year contract with New England on March 18, 2021
- ✦ Signed a four-year contract with Green Bay on July 6, 2017
- ✦ Drafted by the Green Bay Packers in the third round (93rd overall) of the 2017 NFL Draft

PERSONAL

- ✦ Attended Dooly County High School in Vienna, Ga., where he was named All-State twice and selected as a participant in the 2013 Under Armour All-America Game
- ✦ 247Sports All-American
- ✦ ESPN Top 150
- ✦ Rated the No. 2 defensive lineman and No. 14 overall player by PrepStar
- ✦ Rated a five-star recruit and the third-best defensive lineman in his class by Rivals.com
- ✦ Full name: Montravius Adams, Sr.

COLLEGE

- ✦ Played in 52 games at Auburn University from 2013-16, amassing 151 tackles (79 solo), 21 tackles for loss, 11.0 sacks, two interceptions, five passes defended, three forced fumbles, and three fumble recoveries.
- ✦ All-American Second Team in 2016
- ✦ All-SEC First Team (AP) in 2016
- ✦ Rotary Lombardi Award semifinalist (2016)
- ✦ SEC Academic Honor Roll (2016)
- ✦ Named a team captain his senior year

MONTRAVIUS ADAMS SR.'S NFL REGULAR SEASON DEFENSIVE STATISTICS

| DATE | TEAM | GP | GS | TACKLES | | | | | | | INTERCEPTIONS | | | | | O. FUMB | | | | ST | | | | MISC | | | |
|---------------------------------------|----------|----|----|---------|----|----|-----|-----|-----|------|---------------|----|-----|----|----|---------|----|----|----|-----|----|---|---|------|----|---|---|
| | | | | TK | S | A | TFL | YDS | SK | YDS | QBH | NO | YDS | LG | TD | PD | FF | FR | TD | YDS | TK | S | A | FF | FR | S | A |
| 2017 | Packers | 7 | 0 | 2 | 1 | 1 | 0 | 0 | 0.0 | 0.0 | 1 | 0 | 0 | 0 | 0 | 0 | 0 | 0 | 0 | 0 | 0 | 0 | 0 | 0 | 0 | 0 | 0 |
| 2018 | Packers | 16 | 1 | 20 | 11 | 9 | 1 | 2 | 1.5 | 3.5 | 2 | 0 | 0 | 0 | 0 | 1 | 0 | 0 | 0 | 0 | 0 | 0 | 0 | 0 | 0 | 0 | |
| 2019 | Packers | 14 | 2 | 11 | 4 | 7 | 0 | 0 | 0.0 | 0.0 | 0 | 0 | 0 | 0 | 3 | 1 | 0 | 0 | 0 | 0 | 0 | 0 | 0 | 0 | 0 | 0 | |
| 2020 | Packers | 8 | 0 | 11 | 6 | 5 | 2 | 1 | 0.0 | 0.0 | 0 | 0 | 0 | 0 | 0 | 0 | 0 | 0 | 0 | 0 | 0 | 0 | 0 | 0 | 0 | 0 | |
| 2021 | Patriots | 0 | 0 | 0 | 0 | 0 | 0 | 0 | 0.0 | 0.0 | 0 | 0 | 0 | 0 | 0 | 0 | 0 | 0 | 0 | 0 | 0 | 0 | 0 | 0 | 0 | 0 | |
| 2021 | Saints | 5 | 1 | 7 | 1 | 6 | 1 | 2 | 0.0 | 0.0 | 0 | 0 | 0 | 0 | 1 | 0 | 0 | 0 | 0 | 0 | 0 | 0 | 0 | 0 | 0 | 0 | |
| Went from New England to New Orleans. | | | | | | | | | | | | | | | | | | | | | | | | | | | |
| 2021 | Steelers | 5 | 3 | 8 | 6 | 2 | 1 | 3 | 0.0 | 0.0 | 3 | 0 | 0 | 0 | 1 | 0 | 0 | 0 | 0 | 0 | 0 | 0 | 0 | 0 | 0 | 0 | 0 |
| Went from New Orleans to Pittsburgh. | | | | | | | | | | | | | | | | | | | | | | | | | | | |
| 2021 | TOTAL | 10 | 4 | 15 | 7 | 8 | 2 | 5 | 0.0 | 0.0 | 3 | 0 | 0 | 0 | 2 | 0 | 0 | 0 | 0 | 0 | 0 | 0 | 0 | 0 | 0 | 0 | 0 |
| 2022 | Steelers | 17 | 9 | 26 | 12 | 14 | 1 | 2 | 0.0 | 0.0 | 0 | 0 | 0 | 0 | 1 | 0 | 0 | 0 | 0 | 0 | 0 | 0 | 0 | 0 | 0 | 0 | 0 |
| 2023 | Steelers | 13 | 8 | 24 | 11 | 13 | 2 | 4 | 0.0 | 0.0 | 0 | 0 | 0 | 0 | 1 | 1 | 0 | 0 | 0 | 0 | 0 | 0 | 0 | 0 | 0 | 0 | 0 |
| 2024 | Steelers | 1 | 0 | 3 | 2 | 1 | 1 | 9 | 1.0 | 9.0 | 1 | 0 | 0 | 0 | 0 | 0 | 0 | 0 | 0 | 0 | 0 | 0 | 0 | 0 | 0 | 0 | 0 |
| NFL TOTALS | | 86 | 24 | 112 | 54 | 58 | 9 | 23 | 2.5 | 12.5 | 7 | 0 | 0 | 0 | 7 | 2 | 1 | 0 | 0 | 0 | 0 | 0 | 0 | 0 | 0 | 0 | 0 |

MONTRAVIUS ADAMS SR.'S NFL POSTSEASON DEFENSIVE STATISTICS

| DATE | TEAM | GP | GS | TACKLES | | | | | | | INTERCEPTIONS | | | | | O. FUMB | | | | ST | | | | MISC | | | |
|------------|----------|----|----|---------|---|---|-----|-----|-----|------|---------------|----|-----|----|----|---------|----|----|----|-----|----|---|---|------|----|---|---|
| | | | | TK | S | A | TFL | YDS | SK | YDS | QBH | NO | YDS | LG | TD | PD | FF | FR | TD | YDS | TK | S | A | FF | FR | S | A |
| 2019 | Packers | 2 | 0 | 0 | 0 | 0 | 0 | 0 | 0.0 | 0.0 | 1 | 0 | 0 | 0 | 0 | 0 | 0 | 0 | 0 | 0 | 0 | 0 | 0 | 0 | 0 | 0 | 0 |
| 2020 | Packers | 0 | 0 | 0 | 0 | 0 | 0 | 0 | 0.0 | 0.0 | 0 | 0 | 0 | 0 | 0 | 0 | 0 | 0 | 0 | 0 | 0 | 0 | 0 | 0 | 0 | 0 | 0 |
| 2021 | Steelers | 1 | 0 | 2 | 2 | 0 | 1 | 10 | 1.0 | 10.0 | 1 | 0 | 0 | 0 | 0 | 0 | 0 | 0 | 0 | 0 | 0 | 0 | 0 | 0 | 0 | 0 | 0 |
| 2023 | Steelers | 1 | 0 | 1 | 0 | 1 | 0 | 0 | 0.0 | 0.0 | 0 | 0 | 0 | 0 | 0 | 0 | 0 | 0 | 0 | 0 | 0 | 0 | 0 | 0 | 0 | 0 | 0 |
| NFL TOTALS | | 4 | 0 | 3 | 2 | 1 | 1 | 10 | 1.0 | 10.0 | 2 | 0 | 0 | 0 | 0 | 0 | 0 | 0 | 0 | 0 | 0 | 0 | 0 | 0 | 0 | 0 | 0 |

SINGLE-GAME HIGHS: DEFENSIVE

- | | | | |
|-----------------|---|-------------------|---------------------------------------|
| Total Tackles | 7 vs. Detroit Lions, Dec 30, 2018 | Forced Fumbles | 1 vs. Cleveland Browns, Sep 18, 2023 |
| | 5 at Los Angeles Chargers, Nov 03, 2019 | | 1 at Chicago Bears, Dec 16, 2018 |
| Solo Tackles | 5 at Los Angeles Chargers, Nov 03, 2019 | Fumble Recoveries | 1 vs. Carolina Panthers, Nov 10, 2019 |
| | 4 vs. Detroit Lions, Dec 30, 2018 | Tackles For Loss | 2 at New York Jets, Dec 23, 2018 |
| Sacks | 1.0 at Atlanta Falcons, Sep 08, 2024 | | 2 at Chicago Bears, Dec 16, 2018 |
| | 1.0 vs. Miami Dolphins, Nov 11, 2018 | | |
| Passes Defensed | 1 vs. Baltimore Ravens, Dec 05, 2021 | | |
| | 1 at Washington Football Team, Oct 10, 2021 | | |
| | ...3 more at 1. | | |

SINGLE-GAME HIGHS - POSTSEASON: DEFENSIVE

- | | | | |
|---------------|---------------------------------------|------------------|---|
| Total Tackles | 2 at Kansas City Chiefs, Jan 16, 2022 | Sacks | 1.0 at Kansas City Chiefs, Jan 16, 2022 |
| | 1 at Buffalo Bills, Jan 15, 2024 | Tackles For Loss | 1 at Kansas City Chiefs, Jan 16, 2022 |
| Solo Tackles | 2 at Kansas City Chiefs, Jan 16, 2022 | | |

2024 GAME-BY-GAME REGULAR-SEASON STATISTICS (STEELERS)

| DATE | OPPONENT | P/S | TACKLES | | | | | | | INTERCEPTIONS | | | | | O. FUMB | | | | ST | | | | MISC | | | | | |
|-------------|------------|-----|---------|---|---|-----|-----|-----|-----|---------------|----|-----|----|----|---------|----|----|----|-----|----|---|---|------|----|---|-----|-----|-------|
| | | | TK | S | A | SK | YDS | TFL | YDS | QBH | NO | YDS | LG | TD | PD | FF | FR | TD | YDS | TK | S | A | FF | FR | S | A | W/L | SCORE |
| 09/08 | at Falcons | P | 3 | 2 | 1 | 1.0 | 9.0 | 1 | 9 | 1 | 0 | 0 | 0 | 0 | 0 | 0 | 0 | 0 | 0 | 0 | 0 | 0 | 0 | 0 | 0 | 0 | W | 18-10 |
| 2024 TOTALS | | 1-0 | 3 | 2 | 1 | 1.0 | 9.0 | 1 | 9 | 1 | 0 | 0 | 0 | 0 | 0 | 0 | 0 | 0 | 0 | 0 | 0 | 0 | 0 | 0 | 0 | 1-0 | | |

2023 GAME-BY-GAME REGULAR-SEASON STATISTICS (STEELERS)

| DATE | OPPONENT | P/S | TACKLES | | | | | | | INTERCEPTIONS | | | | O. FUMB | | | ST | | | | MISC | | W/L | SCORE | | | | |
|--------------------|-------------|-----|-------------|-----------|-----------|-----------|------------|------------|----------|------------------|----------|----------|----------|----------|----------|----------|----------|----------|----------|----------|----------|----------|----------|----------|----------|-------------|-------|-------|
| | | | TK | S | A | SK | YDS | TFL | YDS | QBH | NO | YDS | LG | TD | PD | FF | FR | TD | YDS | TK | S | A | | | FF | FR | S | A |
| 09/10 | 49ers | S | 2 | 0 | 2 | 0.0 | 0.0 | 0 | 0 | 0 | 0 | 0 | 0 | 0 | 0 | 0 | 0 | 0 | 0 | 0 | 0 | 0 | 0 | 0 | 0 | L | 7-30 | |
| 09/18 | Browns | S | 3 | 1 | 2 | 0.0 | 0.0 | 0 | 0 | 0 | 0 | 0 | 0 | 0 | 1 | 0 | 0 | 0 | 0 | 0 | 0 | 0 | 0 | 0 | 0 | W | 26-22 | |
| 09/24 | at Raiders | S | 2 | 1 | 1 | 0.0 | 0.0 | 0 | 0 | 0 | 0 | 0 | 0 | 0 | 0 | 0 | 0 | 0 | 0 | 0 | 0 | 0 | 0 | 0 | 0 | W | 23-18 | |
| 10/01 | at Texans | S | 4 | 2 | 2 | 0.0 | 0.0 | 0 | 0 | 0 | 0 | 0 | 0 | 0 | 0 | 0 | 0 | 0 | 0 | 0 | 0 | 0 | 0 | 0 | 0 | L | 6-30 | |
| 10/08 | Ravens | S | 2 | 0 | 2 | 0.0 | 0.0 | 0 | 0 | 0 | 0 | 0 | 0 | 0 | 0 | 0 | 0 | 0 | 0 | 0 | 0 | 0 | 0 | 0 | 0 | W | 17-10 | |
| 10/22 | at Rams | S | 4 | 3 | 1 | 0.0 | 0.0 | 1 | 1 | 0 | 0 | 0 | 0 | 0 | 0 | 0 | 0 | 0 | 0 | 0 | 0 | 0 | 0 | 0 | 0 | W | 24-17 | |
| 10/29 | Jaguars | S | 4 | 3 | 1 | 0.0 | 0.0 | 1 | 3 | 0 | 0 | 0 | 0 | 0 | 0 | 0 | 0 | 0 | 0 | 0 | 0 | 0 | 0 | 0 | 0 | L | 10-20 | |
| 11/02 | Titans | S | 0 | 0 | 0 | 0.0 | 0.0 | 0 | 0 | 0 | 0 | 0 | 0 | 0 | 0 | 0 | 0 | 0 | 0 | 0 | 0 | 0 | 0 | 0 | 0 | W | 20-16 | |
| 11/12 | Packers | | | | | | | | | ON INACTIVE LIST | | | | | | | | | | | | | | | | | W | 23-19 |
| 11/19 | at Browns | | | | | | | | | ON INACTIVE LIST | | | | | | | | | | | | | | | | | L | 10-13 |
| 11/26 | at Bengals | | | | | | | | | ON INACTIVE LIST | | | | | | | | | | | | | | | | | W | 16-10 |
| 12/03 | Cardinals | | | | | | | | | ON INACTIVE LIST | | | | | | | | | | | | | | | | | L | 10-24 |
| 12/07 | Patriots | P | 2 | 1 | 1 | 0.0 | 0.0 | 0 | 0 | 0 | 0 | 0 | 0 | 0 | 0 | 0 | 0 | 0 | 0 | 0 | 0 | 0 | 0 | 0 | 0 | L | 18-21 | |
| 12/16 | at Colts | P | 1 | 0 | 1 | 0.0 | 0.0 | 0 | 0 | 0 | 0 | 0 | 0 | 0 | 0 | 0 | 0 | 0 | 0 | 0 | 0 | 0 | 0 | 0 | 0 | L | 13-30 | |
| 12/23 | Bengals | P | 0 | 0 | 0 | 0.0 | 0.0 | 0 | 0 | 0 | 0 | 0 | 0 | 0 | 0 | 0 | 0 | 0 | 0 | 0 | 0 | 0 | 0 | 0 | 0 | W | 34-11 | |
| 12/31 | at Seahawks | P | 0 | 0 | 0 | 0.0 | 0.0 | 0 | 0 | 0 | 0 | 0 | 0 | 0 | 0 | 0 | 0 | 0 | 0 | 0 | 0 | 0 | 0 | 0 | 0 | W | 30-23 | |
| 01/06 | at Ravens | P | 0 | 0 | 0 | 0.0 | 0.0 | 0 | 0 | 0 | 0 | 0 | 0 | 1 | 0 | 0 | 0 | 0 | 0 | 0 | 0 | 0 | 0 | 0 | 0 | W | 17-10 | |
| 2023 TOTALS | | | 13-8 | 24 | 11 | 13 | 0.0 | 0.0 | 2 | 4 | 0 | 0 | 0 | 0 | 1 | 1 | 0 | 0 | 0 | 0 | 0 | 0 | 0 | 0 | 0 | 10-7 | | |

2022 GAME-BY-GAME REGULAR-SEASON STATISTICS (STEELERS)

| DATE | OPPONENT | P/S | TACKLES | | | | | | | INTERCEPTIONS | | | | O. FUMB | | | ST | | | | MISC | | W/L | SCORE | | | |
|--------------------|-------------|-----|-------------|-----------|-----------|-----------|------------|------------|----------|---------------|----------|----------|----------|----------|----------|----------|----------|----------|----------|----------|----------|----------|----------|----------|----------|------------|--------|
| | | | TK | S | A | SK | YDS | TFL | YDS | QBH | NO | YDS | LG | TD | PD | FF | FR | TD | YDS | TK | S | A | | | FF | FR | S |
| 09/11 | at Bengals | P | 1 | 1 | 0 | 0.0 | 0.0 | 0 | 0 | 0 | 0 | 0 | 0 | 0 | 0 | 0 | 0 | 0 | 0 | 0 | 0 | 0 | 0 | 0 | 0 | W | 23-20+ |
| 09/18 | Patriots | P | 1 | 0 | 1 | 0.0 | 0.0 | 0 | 0 | 0 | 0 | 0 | 0 | 0 | 0 | 0 | 0 | 0 | 0 | 0 | 0 | 0 | 0 | 0 | 0 | L | 14-17 |
| 09/22 | at Browns | P | 0 | 0 | 0 | 0.0 | 0.0 | 0 | 0 | 0 | 0 | 0 | 0 | 1 | 0 | 0 | 0 | 0 | 0 | 0 | 0 | 0 | 0 | 0 | 0 | L | 17-29 |
| 10/02 | Jets | S | 2 | 2 | 0 | 0.0 | 0.0 | 0 | 0 | 0 | 0 | 0 | 0 | 0 | 0 | 0 | 0 | 0 | 0 | 0 | 0 | 0 | 0 | 0 | 0 | L | 20-24 |
| 10/09 | at Bills | P | 0 | 0 | 0 | 0.0 | 0.0 | 0 | 0 | 0 | 0 | 0 | 0 | 0 | 0 | 0 | 0 | 0 | 0 | 0 | 0 | 0 | 0 | 0 | 0 | L | 3-38 |
| 10/16 | Buccaneers | P | 1 | 0 | 1 | 0.0 | 0.0 | 0 | 0 | 0 | 0 | 0 | 0 | 0 | 0 | 0 | 0 | 0 | 0 | 0 | 0 | 0 | 0 | 0 | 0 | W | 20-18 |
| 10/23 | at Dolphins | P | 2 | 1 | 1 | 0.0 | 0.0 | 0 | 0 | 0 | 0 | 0 | 0 | 0 | 0 | 0 | 0 | 0 | 0 | 0 | 0 | 0 | 0 | 0 | 0 | L | 10-16 |
| 10/30 | at Eagles | P | 0 | 0 | 0 | 0.0 | 0.0 | 0 | 0 | 0 | 0 | 0 | 0 | 0 | 0 | 0 | 0 | 0 | 0 | 0 | 0 | 0 | 0 | 0 | 0 | L | 13-35 |
| 11/13 | Saints | S | 2 | 1 | 1 | 0.0 | 0.0 | 0 | 0 | 0 | 0 | 0 | 0 | 0 | 0 | 0 | 0 | 0 | 0 | 0 | 0 | 0 | 0 | 0 | 0 | W | 20-10 |
| 11/20 | Bengals | P | 2 | 1 | 1 | 0.0 | 0.0 | 1 | 2 | 0 | 0 | 0 | 0 | 0 | 0 | 0 | 0 | 0 | 0 | 0 | 0 | 0 | 0 | 0 | 0 | L | 30-37 |
| 11/28 | at Colts | S | 3 | 1 | 2 | 0.0 | 0.0 | 0 | 0 | 0 | 0 | 0 | 0 | 0 | 0 | 0 | 0 | 0 | 0 | 0 | 0 | 0 | 0 | 0 | 0 | W | 24-17 |
| 12/04 | at Falcons | S | 3 | 0 | 3 | 0.0 | 0.0 | 0 | 0 | 0 | 0 | 0 | 0 | 0 | 0 | 0 | 0 | 0 | 0 | 0 | 0 | 0 | 0 | 0 | 0 | W | 19-16 |
| 12/11 | Ravens | S | 3 | 2 | 1 | 0.0 | 0.0 | 0 | 0 | 0 | 0 | 0 | 0 | 0 | 0 | 0 | 0 | 0 | 0 | 0 | 0 | 0 | 0 | 0 | 0 | L | 14-16 |
| 12/18 | at Panthers | S | 0 | 0 | 0 | 0.0 | 0.0 | 0 | 0 | 0 | 0 | 0 | 0 | 0 | 0 | 0 | 0 | 0 | 0 | 0 | 0 | 0 | 0 | 0 | 0 | W | 24-16 |
| 12/24 | Raiders | S | 3 | 2 | 1 | 0.0 | 0.0 | 0 | 0 | 0 | 0 | 0 | 0 | 0 | 0 | 0 | 0 | 0 | 0 | 0 | 0 | 0 | 0 | 0 | 0 | W | 13-10 |
| 01/01 | at Ravens | S | 1 | 0 | 1 | 0.0 | 0.0 | 0 | 0 | 0 | 0 | 0 | 0 | 0 | 0 | 0 | 0 | 0 | 0 | 0 | 0 | 0 | 0 | 0 | 0 | W | 16-13 |
| 01/08 | Browns | S | 2 | 1 | 1 | 0.0 | 0.0 | 0 | 0 | 0 | 0 | 0 | 0 | 0 | 0 | 0 | 0 | 0 | 0 | 0 | 0 | 0 | 0 | 0 | 0 | W | 28-14 |
| 2022 TOTALS | | | 17-9 | 26 | 12 | 14 | 0.0 | 0.0 | 1 | 2 | 0 | 0 | 0 | 0 | 1 | 0 | 0 | 0 | 0 | 0 | 0 | 0 | 0 | 0 | 0 | 9-8 | |

+ - Overtime

2021 GAME-BY-GAME REGULAR-SEASON STATISTICS (PATRIOTS/SAINTS/STEELERS)

| DATE | OPPONENT | P/S | TACKLES | | | | | | | INTERCEPTIONS | | | | O. FUMB | | | ST | | | | MISC | | W/L | SCORE | | | | |
|--------------------|------------------|-----|-------------|-----------|----------|----------|------------|------------|----------|-------------------------------|----------|----------|----------|----------|----------|----------|----------|----------|----------|----------|----------|----------|----------|----------|----------|------------|--------|--------|
| | | | TK | S | A | SK | YDS | TFL | YDS | QBH | NO | YDS | LG | TD | PD | FF | FR | TD | YDS | TK | S | A | | | FF | FR | S | A |
| 09/12 | Dolphins | | | | | | | | | DID NOT PLAY | | | | | | | | | | | | | | | | | L | 16-17 |
| 09/19 | at Panthers | | | | | | | | | Went from Patriots to Saints. | | | | | | | | | | | | | | | | | | |
| 09/26 | at Patriots | P | 1 | 0 | 1 | 0.0 | 0.0 | 0 | 0 | 0 | 0 | 0 | 0 | 0 | 0 | 0 | 0 | 0 | 0 | 0 | 0 | 0 | 0 | 0 | 0 | W | 28-13 | |
| 10/03 | Giants | | | | | | | | | ON INACTIVE LIST | | | | | | | | | | | | | | | | | L | 21-27+ |
| 10/10 | at Football Team | P | 3 | 1 | 2 | 0.0 | 0.0 | 1 | 2 | 0 | 0 | 0 | 0 | 1 | 0 | 0 | 0 | 0 | 0 | 0 | 0 | 0 | 0 | 0 | 0 | W | 33-22 | |
| 10/25 | at Seahawks | S | 2 | 0 | 2 | 0.0 | 0.0 | 0 | 0 | 0 | 0 | 0 | 0 | 0 | 0 | 0 | 0 | 0 | 0 | 0 | 0 | 0 | 0 | 0 | 0 | W | 13-10 | |
| 10/31 | Buccaneers | P | 1 | 0 | 1 | 0.0 | 0.0 | 0 | 0 | 0 | 0 | 0 | 0 | 0 | 0 | 0 | 0 | 0 | 0 | 0 | 0 | 0 | 0 | 0 | 0 | W | 36-27 | |
| 11/07 | Falcons | | | | | | | | | ON INACTIVE LIST | | | | | | | | | | | | | | | | | L | 25-27 |
| 11/14 | at Titans | P | 0 | 0 | 0 | 0.0 | 0.0 | 0 | 0 | 0 | 0 | 0 | 0 | 0 | 0 | 0 | 0 | 0 | 0 | 0 | 0 | 0 | 0 | 0 | 0 | L | 21-23 | |
| 11/21 | at Eagles | | | | | | | | | PRACTICE SQUAD | | | | | | | | | | | | | | | | | L | 29-40 |
| 11/25 | Bills | | | | | | | | | PRACTICE SQUAD | | | | | | | | | | | | | | | | | L | 6-31 |
| 12/05 | Ravens | S | 2 | 1 | 1 | 0.0 | 0.0 | 0 | 0 | 0 | 0 | 0 | 1 | 0 | 0 | 0 | 0 | 0 | 0 | 0 | 0 | 0 | 0 | 0 | 0 | W | 20-19 | |
| 12/09 | at Vikings | P | 2 | 1 | 1 | 0.0 | 0.0 | 1 | 3 | 2 | 0 | 0 | 0 | 0 | 0 | 0 | 0 | 0 | 0 | 0 | 0 | 0 | 0 | 0 | 0 | L | 28-36 | |
| 12/19 | Titans | | | | | | | | | RESERVE/COVID-19 | | | | | | | | | | | | | | | | | W | 19-13 |
| 12/26 | at Chiefs | P | 2 | 2 | 0 | 0.0 | 0.0 | 0 | 0 | 1 | 0 | 0 | 0 | 0 | 0 | 0 | 0 | 0 | 0 | 0 | 0 | 0 | 0 | 0 | 0 | L | 10-36 | |
| 01/03 | Browns | S | 0 | 0 | 0 | 0.0 | 0.0 | 0 | 0 | 0 | 0 | 0 | 0 | 0 | 0 | 0 | 0 | 0 | 0 | 0 | 0 | 0 | 0 | 0 | 0 | W | 26-14 | |
| 01/09 | at Ravens | S | 2 | 2 | 0 | 0.0 | 0.0 | 0 | 0 | 0 | 0 | 0 | 0 | 0 | 0 | 0 | 0 | 0 | 0 | 0 | 0 | 0 | 0 | 0 | 0 | W | 16-13+ | |
| 2021 TOTALS | | | 10-4 | 15 | 7 | 8 | 0.0 | 0.0 | 2 | 5 | 3 | 0 | 0 | 0 | 2 | 0 | 0 | 0 | 0 | 0 | 0 | 0 | 0 | 0 | 0 | 8-9 | | |

+ - Overtime

2020 GAME-BY-GAME REGULAR-SEASON STATISTICS (PACKERS)

| DATE | OPPONENT | P/S | TACKLES | | | | | | | INTERCEPTIONS | | | | O. FUMB | | | ST | | | MISC | | W/L | SCORE | | | | | |
|-------------|---------------|-----|----------------------|---|---|-----|-----|-----|-----|---------------|----|-----|----|---------|----|----|----|----|-----|------|---|-----|-------|---|----|----|--------|-------|
| | | | TK | S | A | SK | YDS | TFL | YDS | QBH | NO | YDS | LG | TD | PD | FF | FR | TD | YDS | TK | S | | | A | FF | FR | S | A |
| 09/13 | at Vikings | | GAME INACTIVE/INJURY | | | | | | | | | | | | | | | | | | | | | | | W | 43-34 | |
| 09/20 | Lions | P | 1 | 0 | 1 | 0.0 | 0.0 | 0 | 0 | 0 | 0 | 0 | 0 | 0 | 0 | 0 | 0 | 0 | 0 | 0 | 0 | 0 | 0 | 0 | 0 | 0 | W | 42-21 |
| 09/27 | at Saints | P | 1 | 0 | 1 | 0.0 | 0.0 | 0 | 0 | 0 | 0 | 0 | 0 | 0 | 0 | 0 | 0 | 0 | 0 | 0 | 0 | 0 | 0 | 0 | 0 | 0 | W | 37-30 |
| 10/05 | Falcons | P | 1 | 0 | 1 | 0.0 | 0.0 | 0 | 0 | 0 | 0 | 0 | 0 | 0 | 0 | 0 | 0 | 0 | 0 | 0 | 0 | 0 | 0 | 0 | 0 | 0 | W | 30-16 |
| 10/18 | at Buccaneers | P | 4 | 3 | 1 | 0.0 | 0.0 | 1 | 0 | 0 | 0 | 0 | 0 | 0 | 0 | 0 | 0 | 0 | 0 | 0 | 0 | 0 | 0 | 0 | 0 | 0 | L | 10-38 |
| 10/25 | at Texans | P | 1 | 0 | 1 | 0.0 | 0.0 | 0 | 0 | 0 | 0 | 0 | 0 | 0 | 0 | 0 | 0 | 0 | 0 | 0 | 0 | 0 | 0 | 0 | 0 | 0 | W | 35-20 |
| 11/01 | Vikings | P | 0 | 0 | 0 | 0.0 | 0.0 | 0 | 0 | 0 | 0 | 0 | 0 | 0 | 0 | 0 | 0 | 0 | 0 | 0 | 0 | 0 | 0 | 0 | 0 | 0 | L | 22-28 |
| 11/05 | at 49ers | P | 2 | 2 | 0 | 0.0 | 0.0 | 1 | 1 | 0 | 0 | 0 | 0 | 0 | 0 | 0 | 0 | 0 | 0 | 0 | 0 | 0 | 0 | 0 | 0 | 0 | W | 34-17 |
| 11/15 | Jaguars | P | 1 | 1 | 0 | 0.0 | 0.0 | 0 | 0 | 0 | 0 | 0 | 0 | 0 | 0 | 0 | 0 | 0 | 0 | 0 | 0 | 0 | 0 | 0 | 0 | 0 | W | 24-20 |
| 11/22 | at Colts | | GAME INACTIVE/INJURY | | | | | | | | | | | | | | | | | | | | | | | L | 31-34+ | |
| 11/29 | Bears | | INJURED RESERVE | | | | | | | | | | | | | | | | | | | | | | | W | 41-25 | |
| 12/06 | Eagles | | INJURED RESERVE | | | | | | | | | | | | | | | | | | | | | | | W | 30-16 | |
| 12/13 | at Lions | | INJURED RESERVE | | | | | | | | | | | | | | | | | | | | | | | W | 31-24 | |
| 12/19 | Panthers | | INJURED RESERVE | | | | | | | | | | | | | | | | | | | | | | | W | 24-16 | |
| 12/27 | Titans | | INJURED RESERVE | | | | | | | | | | | | | | | | | | | | | | | W | 40-14 | |
| 01/03 | at Bears | | INJURED RESERVE | | | | | | | | | | | | | | | | | | | | | | | W | 35-16 | |
| 2020 TOTALS | | 8-0 | 11 | 6 | 5 | 0.0 | 0.0 | 2 | 1 | 0 | 0 | 0 | 0 | 0 | 0 | 0 | 0 | 0 | 0 | 0 | 0 | 0 | 0 | 0 | 0 | 0 | 13-3 | |

+ - Overtime

2019 GAME-BY-GAME REGULAR-SEASON STATISTICS (PACKERS)

| DATE | OPPONENT | P/S | TACKLES | | | | | | | INTERCEPTIONS | | | | O. FUMB | | | ST | | | MISC | | W/L | SCORE | | | | | |
|-------------|-------------|------|----------------------|---|---|-----|-----|-----|-----|---------------|----|-----|----|---------|----|----|----|----|-----|------|---|-----|-------|---|----|----|-------|-------|
| | | | TK | S | A | SK | YDS | TFL | YDS | QBH | NO | YDS | LG | TD | PD | FF | FR | TD | YDS | TK | S | | | A | FF | FR | S | A |
| 09/05 | at Bears | S | 1 | 1 | 0 | 0.0 | 0.0 | 0 | 0 | 0 | 0 | 0 | 0 | 0 | 0 | 0 | 0 | 0 | 0 | 0 | 0 | 0 | 0 | 0 | 0 | 0 | W | 10-3 |
| 09/15 | Vikings | S | 1 | 0 | 1 | 0.0 | 0.0 | 0 | 0 | 0 | 0 | 0 | 0 | 0 | 0 | 0 | 0 | 0 | 0 | 0 | 0 | 0 | 0 | 0 | 0 | 0 | W | 21-16 |
| 09/22 | Broncos | | GAME INACTIVE/INJURY | | | | | | | | | | | | | | | | | | | | | | | W | 27-16 | |
| 09/26 | Eagles | | GAME INACTIVE/INJURY | | | | | | | | | | | | | | | | | | | | | | | L | 27-34 | |
| 10/06 | at Cowboys | P | 0 | 0 | 0 | 0.0 | 0.0 | 0 | 0 | 0 | 0 | 0 | 0 | 0 | 0 | 0 | 0 | 0 | 0 | 0 | 0 | 0 | 0 | 0 | 0 | 0 | W | 34-24 |
| 10/14 | Lions | P | 0 | 0 | 0 | 0.0 | 0.0 | 0 | 0 | 0 | 0 | 0 | 0 | 0 | 1 | 0 | 0 | 0 | 0 | 0 | 0 | 0 | 0 | 0 | 0 | 0 | W | 23-22 |
| 10/20 | Raiders | P | 2 | 1 | 1 | 0.0 | 0.0 | 0 | 0 | 0 | 0 | 0 | 0 | 0 | 0 | 0 | 0 | 0 | 0 | 0 | 0 | 0 | 0 | 0 | 0 | 0 | W | 42-24 |
| 10/27 | at Chiefs | P | 0 | 0 | 0 | 0.0 | 0.0 | 0 | 0 | 0 | 0 | 0 | 0 | 0 | 1 | 0 | 0 | 0 | 0 | 0 | 0 | 0 | 0 | 0 | 0 | 0 | W | 31-24 |
| 11/03 | at Chargers | P | 3 | 1 | 2 | 0.0 | 0.0 | 0 | 0 | 0 | 0 | 0 | 0 | 0 | 0 | 0 | 0 | 0 | 0 | 0 | 0 | 0 | 0 | 0 | 0 | 0 | L | 11-26 |
| 11/10 | Panthers | P | 2 | 1 | 1 | 0.0 | 0.0 | 0 | 0 | 0 | 0 | 0 | 0 | 0 | 1 | 0 | 1 | 0 | 0 | 0 | 0 | 0 | 0 | 0 | 0 | 0 | W | 24-16 |
| 11/24 | at 49ers | P | 1 | 0 | 1 | 0.0 | 0.0 | 0 | 0 | 0 | 0 | 0 | 0 | 0 | 0 | 0 | 0 | 0 | 0 | 0 | 0 | 0 | 0 | 0 | 0 | 0 | L | 8-37 |
| 12/01 | at Giants | P | 1 | 0 | 1 | 0.0 | 0.0 | 0 | 0 | 0 | 0 | 0 | 0 | 0 | 0 | 0 | 0 | 0 | 0 | 0 | 0 | 0 | 0 | 0 | 0 | 0 | W | 31-13 |
| 12/08 | Redskins | P | 0 | 0 | 0 | 0.0 | 0.0 | 0 | 0 | 0 | 0 | 0 | 0 | 0 | 0 | 0 | 0 | 0 | 0 | 0 | 0 | 0 | 0 | 0 | 0 | 0 | W | 20-15 |
| 12/15 | Bears | P | 0 | 0 | 0 | 0.0 | 0.0 | 0 | 0 | 0 | 0 | 0 | 0 | 0 | 0 | 0 | 0 | 0 | 0 | 0 | 0 | 0 | 0 | 0 | 0 | 0 | W | 21-13 |
| 12/23 | at Vikings | P | 0 | 0 | 0 | 0.0 | 0.0 | 0 | 0 | 0 | 0 | 0 | 0 | 0 | 0 | 0 | 0 | 0 | 0 | 0 | 0 | 0 | 0 | 0 | 0 | 0 | W | 23-10 |
| 12/29 | at Lions | P | 0 | 0 | 0 | 0.0 | 0.0 | 0 | 0 | 0 | 0 | 0 | 0 | 0 | 0 | 0 | 0 | 0 | 0 | 0 | 0 | 0 | 0 | 0 | 0 | 0 | W | 23-20 |
| 2019 TOTALS | | 14-2 | 11 | 4 | 7 | 0.0 | 0.0 | 0 | 0 | 0 | 0 | 0 | 0 | 0 | 3 | 0 | 1 | 0 | 0 | 0 | 0 | 0 | 0 | 0 | 0 | 0 | 13-3 | |

2018 GAME-BY-GAME REGULAR-SEASON STATISTICS (PACKERS)

| DATE | OPPONENT | P/S | TACKLES | | | | | | | INTERCEPTIONS | | | | O. FUMB | | | ST | | | MISC | | W/L | SCORE | | | | | |
|-------------|-------------|------|---------|----|---|-----|-----|-----|-----|---------------|----|-----|----|---------|----|----|----|----|-----|------|---|-----|-------|---|----|----|-------|--------|
| | | | TK | S | A | SK | YDS | TFL | YDS | QBH | NO | YDS | LG | TD | PD | FF | FR | TD | YDS | TK | S | | | A | FF | FR | S | A |
| 09/09 | Bears | P | 1 | 1 | 0 | 0.0 | 0.0 | 0 | 0 | 0 | 0 | 0 | 0 | 0 | 0 | 0 | 0 | 0 | 0 | 0 | 0 | 0 | 0 | 0 | 0 | 0 | W | 24-23 |
| 09/16 | Vikings | P | 0 | 0 | 0 | 0.0 | 0.0 | 0 | 0 | 0 | 0 | 0 | 0 | 0 | 0 | 0 | 0 | 0 | 0 | 0 | 0 | 0 | 0 | 0 | 0 | 0 | T | 29-29 |
| 09/23 | at Redskins | P | 0 | 0 | 0 | 0.0 | 0.0 | 0 | 0 | 0 | 0 | 0 | 0 | 0 | 0 | 0 | 0 | 0 | 0 | 0 | 0 | 0 | 0 | 0 | 0 | 0 | L | 17-31 |
| 09/30 | Bills | P | 0 | 0 | 0 | 0.0 | 0.0 | 0 | 0 | 0 | 0 | 0 | 0 | 0 | 0 | 0 | 0 | 0 | 0 | 0 | 0 | 0 | 0 | 0 | 0 | 0 | W | 22-0 |
| 10/07 | at Lions | P | 0 | 0 | 0 | 0.0 | 0.0 | 0 | 0 | 0 | 0 | 0 | 0 | 0 | 0 | 0 | 0 | 0 | 0 | 0 | 0 | 0 | 0 | 0 | 0 | 0 | L | 23-31 |
| 10/15 | 49ers | P | 0 | 0 | 0 | 0.0 | 0.0 | 0 | 0 | 0 | 0 | 0 | 0 | 0 | 0 | 0 | 0 | 0 | 0 | 0 | 0 | 0 | 0 | 0 | 0 | 0 | W | 33-30 |
| 10/28 | at Rams | P | 1 | 0 | 1 | 0.0 | 0.0 | 0 | 0 | 0 | 0 | 0 | 0 | 0 | 0 | 0 | 0 | 0 | 0 | 0 | 0 | 0 | 0 | 0 | 0 | 0 | W | 27-29 |
| 11/04 | at Patriots | P | 0 | 0 | 0 | 0.0 | 0.0 | 0 | 0 | 0 | 0 | 0 | 0 | 0 | 0 | 0 | 0 | 0 | 0 | 0 | 0 | 0 | 0 | 0 | 0 | 0 | L | 17-31 |
| 11/11 | Dolphins | P | 1 | 1 | 0 | 1.0 | 2.0 | 1 | 2 | 1 | 0 | 0 | 0 | 0 | 0 | 0 | 0 | 0 | 0 | 0 | 0 | 0 | 0 | 0 | 0 | 0 | W | 31-12 |
| 11/15 | at Seahawks | P | 0 | 0 | 0 | 0.0 | 0.0 | 0 | 0 | 0 | 0 | 0 | 0 | 0 | 0 | 0 | 0 | 0 | 0 | 0 | 0 | 0 | 0 | 0 | 0 | 0 | L | 24-27 |
| 11/25 | at Vikings | P | 3 | 2 | 1 | 0.0 | 0.0 | 0 | 0 | 0 | 0 | 0 | 0 | 0 | 0 | 0 | 0 | 0 | 0 | 0 | 0 | 0 | 0 | 0 | 0 | 0 | L | 17-24 |
| 12/02 | Cardinals | P | 1 | 1 | 0 | 0.0 | 0.0 | 0 | 0 | 0 | 0 | 0 | 0 | 0 | 0 | 0 | 0 | 0 | 0 | 0 | 0 | 0 | 0 | 0 | 0 | 0 | L | 17-20 |
| 12/09 | Falcons | P | 1 | 1 | 0 | 0.0 | 0.0 | 0 | 0 | 0 | 0 | 0 | 0 | 0 | 0 | 0 | 0 | 0 | 0 | 0 | 0 | 0 | 0 | 0 | 0 | 0 | W | 34-20 |
| 12/16 | at Bears | P | 3 | 2 | 1 | 0.5 | 1.5 | 0 | 1 | 0 | 0 | 0 | 0 | 0 | 1 | 0 | 0 | 0 | 0 | 0 | 0 | 0 | 0 | 0 | 0 | 0 | L | 17-24 |
| 12/23 | at Jets | S | 2 | 0 | 2 | 0.0 | 0.0 | 0 | 0 | 0 | 0 | 0 | 0 | 0 | 0 | 0 | 0 | 0 | 0 | 0 | 0 | 0 | 0 | 0 | 0 | 0 | W | 44-38+ |
| 12/30 | Lions | P | 7 | 3 | 4 | 0.0 | 0.0 | 0 | 0 | 0 | 0 | 0 | 0 | 0 | 0 | 0 | 0 | 0 | 0 | 0 | 0 | 0 | 0 | 0 | 0 | 0 | L | 0-31 |
| 2018 TOTALS | | 16-1 | 20 | 11 | 9 | 1.5 | 3.5 | 1 | 2 | 2 | 0 | 0 | 0 | 0 | 1 | 0 | 0 | 0 | 0 | 0 | 0 | 0 | 0 | 0 | 0 | 0 | 6-9-1 | |

+ - Overtime

2017 GAME-BY-GAME REGULAR-SEASON STATISTICS (PACKERS)

| DATE | OPPONENT | P/S | TACKLES | | | | | | | INTERCEPTIONS | | | | O. FUMB | | | ST | | | MISC | | W/L | SCORE | | | | | |
|-------|------------|-----|----------|---|---|-----|-----|-----|-----|---------------|----|-----|----|---------|----|----|----|----|-----|------|---|-----|-------|---|----|----|-------|--------|
| | | | TK | S | A | SK | YDS | TFL | YDS | QBH | NO | YDS | LG | TD | PD | FF | FR | TD | YDS | TK | S | | | A | FF | FR | S | A |
| 09/10 | Seahawks | | INACTIVE | | | | | | | | | | | | | | | | | | | | | | | W | 17-9 | |
| 09/17 | at Falcons | | INACTIVE | | | | | | | | | | | | | | | | | | | | | | | W | 23-34 | |
| 09/24 | Bengals | P | 0 | 0 | 0 | 0.0 | 0.0 | 0 | 0 | 0 | 0 | 0 | 0 | 0 | 0 | 0 | 0 | 0 | 0 | 0 | 0 | 0 | 0 | 0 | 0 | 0 | W | 27-24+ |
| 09/28 | Bears | | INACTIVE | | | | | | | | | | | | | | | | | | | | | | | W | 35-14 | |
| 10/08 | at Cowboys | | INACTIVE | | | | | | | | | | | | | | | | | | | | | | | W | 35-31 | |
| 10/15 | at Vikings | | INACTIVE | | | | | | | | | | | | | | | | | | | | | | | L | 10-23 | |
| 10/22 | Saints | | INACTIVE | | | | | | | | | | | | | | | | | | | | | | | L | 17-26 | |
| 11/06 | Lions | P | 0 | 0 | 0 | 0.0 | 0.0 | 0 | 0 | 0 | 0 | 0 | 0 | 0 | 0 | 0 | 0 | 0 | 0 | 0 | 0 | 0 | 0 | 0 | 0 | L | 17-30 | |
| 11/12 | at Bears | P | 0 | 0 | 0 | 0.0 | 0.0 | 0 | 0 | 1 | 0 | 0 | 0 | | | | | | | | | | | | | | | |

2023 GAME-BY-GAME POSTSEASON STATISTICS (STEELERS)

| DATE | OPPONENT | P/S | TACKLES | | | | | | | INTERCEPTIONS | | | | | O. FUMB | | | ST | | | | MISC | | SCORE | | | | |
|--------------------|----------|------------|----------|----------|----------|------------|------------|----------|----------|---------------|----------|----------|----------|----------|----------|----------|----------|----------|----------|----------|----------|----------|----------|----------|----------|------------|---|-------|
| | | | TK | S | A | SK | YDS | TFL | YDS | QBH | NO | YDS | LG | TD | PD | FF | FR | TD | YDS | TK | S | A | FF | | FR | S | A | W/L |
| 01/15 | at Bills | P | 1 | 0 | 1 | 0.0 | 0.0 | 0 | 0 | 0 | 0 | 0 | 0 | 0 | 0 | 0 | 0 | 0 | 0 | 0 | 0 | 0 | 0 | 0 | 0 | 0 | L | 17-31 |
| 2023 TOTALS | | 1-0 | 1 | 0 | 1 | 0.0 | 0.0 | 0 | 0 | 0 | 0 | 0 | 0 | 0 | 0 | 0 | 0 | 0 | 0 | 0 | 0 | 0 | 0 | 0 | 0 | 0-1 | | |



KYLE^{QB}
ALLEN

HEIGHT: 6-3
WEIGHT: 210
COLLEGE: Houston
BORN: March 8, 1996

HOW ACQUIRED: FA '24
NFL EXPERIENCE: 7th year
BIRTHPLACE: Scottsdale, AZ



PRO CAREER

- ✦ Played in 30 games (19 starts) in his six-year NFL career (Carolina 2018-19; Washington 2020-21; Houston 2022; Buffalo 2023)
- ✦ Completed 441-of-704 passes (62.6%) for 4,734 yards and 26 TDs
- ✦ Owns a career passer rating of 82.2
- ✦ Made NFL debut in Week 16 of 2018 (vs. Atlanta)
- ✦ Made NFL starting debut in Week 17 of 2018 (at New Orleans)

2023 (BILLS)

- ✦ Played in seven games (no starts)
- ✦ Did not attempt a pass

2022 (TEXANS)

- ✦ Played in two games (two starts)
- ✦ Completed 46-of-78 passes (59.0%) and threw for 416 passing yards and two TDs
- ✦ Served as the backup quarterback to QB Davis Mills from Weeks 3-11
- ✦ Named the starting quarterback for the Week 12 matchup at Miami (11/27), passing for 215 yards and one TD
- ✦ Started in Week 13 vs. Cleveland and threw for 201 yards and one TD (20-of-39)

2021 (COMMANDERS)

- ✦ Played in two games (no starts)
- ✦ Added depth to the quarterback position and made two appearances late in the season, completing 12-of-19 passes (63.2 percent) for 120 yards, one TD and a passer rating of 98.6
- ✦ Made his first appearance of the season in Week 14 vs. Dallas and completed four-of-nine passes for 53 yards
- ✦ Played in Week 16 at Dallas and completed 8-of-10 passes for 67 yards and one TD

2020 (COMMANDERS)

- ✦ Played in four games (four starts)
- ✦ Completed 60-of-87 passes (69.0 percent) for 610 yards, four TDs, one interception and a passer rating of 99.3
- ✦ Posted his best completion percentage of the season in Week 6 at N.Y. Giants, completing 31-of-42 passes for 280 yards, two TDs and a passer rating of 97.3
- ✦ Recorded a season-best passer rating of 111.1 in Week 7 vs. Dallas, completing 15-of-25 passes (60.0 percent) for 194 yards and two TDs

2019 (PANTHERS)

- ✦ Played in 13 games (12 starts)
- ✦ Completed 303-of-489 passes (62.0 percent) for 3,322 yards, 17 TDs and a passer rating of 80.0
- ✦ Notched a career-high passer rating of 144.4 in his first start of the season in Week 3 at Arizona, completing 19-of-26 passes (73.1 percent) for 261 yards and a career-high four TDs
- ✦ Connected on 20-of-32 passes for 227 yards with two TDs for a 104.6 passer rating in a win in Week 6 at Tampa Bay
- ✦ Completed 28-of-43 passes (65.1 percent) for 307 yards, one TD and a passer rating of 84.2 in Week 10 at Green Bay
- ✦ Passed for a career-high 325 yards and completed 31-of-50 passes (62.0 percent) in Week 11 vs. Atlanta

2018 (PANTHERS)

- ✦ Played in two games (one start)
- ✦ Made his NFL debut in Week 16 vs. Atlanta, completing four-of-four passes for 38 yards
- ✦ Made his first career start in a win in Week 17 at New Orleans, becoming the seventh rookie quarterback with a start in Panthers history as he threw for 228 yards and two TDs for a 111.3 rating

TRANSACTIONS

- ✦ Signed with Pittsburgh on Apr. 1, 2024
- ✦ Signed with Houston on March 23, 2022
- ✦ Signed an extension with the Commanders on March 18, 2021
- ✦ Traded to Washington on March 23, 2020
- ✦ Signed an contract extension with Carolina on March 10, 2020
- ✦ Elevated to the Panthers active roster on Dec. 20, 2018
- ✦ Signed to the Carolina practice squad on Oct. 30, 2018
- ✦ Released from the Panthers practice squad on Sept. 10, 2018
- ✦ Signed to the Carolina practice squad on Sept. 2, 2018
- ✦ Released by the Panthers on Sept. 1, 2018
- ✦ Signed with Carolina as an undrafted free agent on Apr. 30, 2018

PERSONAL

- ✦ Attended Desert Mountain H.S. in Scottsdale, Arizona, where he was rated as the nation's top quarterback in 2014 by ESPN, Rivals, Scout and 247Sports after throwing for more than 8,000 yards and 86 TDs over his high school career
- ✦ Named a 2014 US Army All-American
- ✦ Completed 186-of-272 passes (68.3 percent) for 2,535 yards and 29 TDs as a senior

COLLEGE

- ✦ Played one season at the University of Houston (2017) after spending his first two seasons (2014-15) at Texas A&M University
- ✦ Played in five games (three starts) for Houston in 2017, throwing for 751 yards with four TDs in his only season with the Cougars
- ✦ Broke the Houston single-game completion percent age record at 93.9 on 31-33 passing in a win over Rice (9/16/17)
- ✦ Sat out the 2016 season due to NCAA transfer rules
- ✦ Led the Aggies in passing and total offense as a sophomore (2015), completing 160-of-283 passes for 2,210 yards and 17 TDs against seven interceptions, becoming the eighth quarterback in Texas A&M history to pass for 2,000 yards and 15 TDs in a season

KYLE ALLEN'S NFL REGULAR SEASON PASSING STATISTICS

| DATE | TEAM | GP | GS | ATT. | CMP. | PCT. | YDS | AVG. | TD | INT. | LG | SK | LST | RATE |
|---------------|---------------|-----------|-----------|------------|------------|-------------|--------------|------------|-----------|-----------|------------|-----------|------------|-------------|
| 2018 | Panthers | 2 | 1 | 31 | 20 | 64.5 | 266 | 8.6 | 2 | 0 | 53t | 0 | 0 | 113.1 |
| 2019 | Panthers | 13 | 12 | 489 | 303 | 62.0 | 3,322 | 6.8 | 17 | 16 | 52t | 46 | 397 | 80.0 |
| 2020 | Football Team | 4 | 4 | 87 | 60 | 69.0 | 610 | 7.0 | 4 | 1 | 52t | 7 | 44 | 99.3 |
| 2021 | Football Team | 2 | 0 | 19 | 12 | 63.2 | 120 | 6.3 | 1 | 0 | 19 | 2 | 5 | 98.6 |
| 2022 | Texans | 2 | 2 | 78 | 46 | 59.0 | 416 | 5.3 | 2 | 4 | 39 | 5 | 41 | 60.6 |
| 2023 | Bills | 7 | 0 | 0 | 0 | 0.0 | 0 | 0.0 | 0 | 0 | 0 | 0 | 0 | 0.0 |
| 2024 | Steelers | 0 | 0 | 0 | 0 | 0.0 | 0 | 0.0 | 0 | 0 | 0 | 0 | 0 | 0.0 |
| TOTALS | | 30 | 19 | 704 | 441 | 62.6 | 4,734 | 6.7 | 26 | 21 | 53T | 60 | 487 | 82.2 |

KYLE ALLEN'S NFL POSTSEASON PASSING STATISTICS

| DATE | TEAM | GP | GS | ATT. | CMP. | PCT. | YDS | AVG. | TD | INT. | LG | SK | LST | RATE |
|---------------|---------------|----------|----------|----------|----------|------------|----------|------------|----------|----------|----------|----------|----------|------------|
| 2020 | Football Team | 0 | 0 | 0 | 0 | 0.0 | 0 | 0.0 | 0 | 0 | 0 | 0 | 0 | 0.0 |
| 2023 | Bills | 0 | 0 | 0 | 0 | 0.0 | 0 | 0.0 | 0 | 0 | 0 | 0 | 0 | 0.0 |
| TOTALS | | 0 | 0 | 0 | 0 | 0.0 | 0 | 0.0 | 0 | 0 | 0 | 0 | 0 | 0.0 |

KYLE ALLEN'S NFL REGULAR SEASON RUSHING STATISTICS

| DATE | TEAM | NO. | YDS. | AVG. | LG | TD |
|---------------|---------------|-----------|------------|------------|------------|----------|
| 2018 | Panthers | 5 | 19 | 3.8 | 10 | 1 |
| 2019 | Panthers | 32 | 106 | 3.3 | 17t | 2 |
| 2020 | Football Team | 7 | 26 | 3.7 | 13 | 1 |
| 2021 | Football Team | 2 | 11 | 5.5 | 11 | 0 |
| 2022 | Texans | 6 | 13 | 2.2 | 5 | 0 |
| 2023 | Bills | 13 | -13 | -1.0 | 0 | 0 |
| 2024 | Steelers | 0 | 0 | 0.0 | 0 | 0 |
| TOTALS | | 65 | 162 | 2.5 | 17T | 4 |

KYLE ALLEN'S NFL POSTSEASON RUSHING STATISTICS

| DATE | TEAM | NO. | YDS. | AVG. | LG | TD |
|---------------|---------------|----------|----------|------------|----------|----------|
| 2020 | Football Team | 0 | 0 | 0.0 | 0 | 0 |
| 2023 | Bills | 0 | 0 | 0.0 | 0 | 0 |
| TOTALS | | 0 | 0 | 0.0 | 0 | 0 |

KYLE ALLEN'S NFL REGULAR SEASON PASSING/RUSHING STATISTICS

| DATE | TEAM | GP | GS | PASSING | | | | | | | | | | | RUSHING | | | | |
|---------------|---------------|-----------|-----------|------------|------------|-------------|--------------|------------|-----------|-----------|------------|-----------|------------|-------------|-----------|------------|------------|------------|----------|
| | | | | ATT. | CMP. | PCT. | YDS | AVG. | TD | INT. | LG | SK | LST | RATE | NO. | YDS. | AVG. | LG | TD |
| 2018 | Panthers | 2 | 1 | 31 | 20 | 64.5 | 266 | 8.6 | 2 | 0 | 53t | 0 | 0 | 113.1 | 5 | 19 | 3.8 | 10 | 1 |
| 2019 | Panthers | 13 | 12 | 489 | 303 | 62.0 | 3,322 | 6.8 | 17 | 16 | 52t | 46 | 397 | 80.0 | 32 | 106 | 3.3 | 17t | 2 |
| 2020 | Football Team | 4 | 4 | 87 | 60 | 69.0 | 610 | 7.0 | 4 | 1 | 52t | 7 | 44 | 99.3 | 7 | 26 | 3.7 | 13 | 1 |
| 2021 | Football Team | 2 | 0 | 19 | 12 | 63.2 | 120 | 6.3 | 1 | 0 | 19 | 2 | 5 | 98.6 | 2 | 11 | 5.5 | 11 | 0 |
| 2022 | Texans | 2 | 2 | 78 | 46 | 59.0 | 416 | 5.3 | 2 | 4 | 39 | 5 | 41 | 60.6 | 6 | 13 | 2.2 | 5 | 0 |
| 2023 | Bills | 7 | 0 | 0 | 0 | 0.0 | 0 | 0.0 | 0 | 0 | 0 | 0 | 0 | 0.0 | 13 | -13 | -1.0 | 0 | 0 |
| 2024 | Steelers | 0 | 0 | 0 | 0 | 0.0 | 0 | 0.0 | 0 | 0 | 0 | 0 | 0 | 0.0 | 0 | 0 | 0.0 | 0 | 0 |
| TOTALS | | 30 | 19 | 704 | 441 | 62.6 | 4,734 | 6.7 | 26 | 21 | 53T | 60 | 487 | 82.2 | 65 | 162 | 2.5 | 17T | 4 |

KYLE ALLEN'S NFL POSTSEASON PASSING/RUSHING STATISTICS

| DATE | TEAM | GP | GS | PASSING | | | | | | | | | | | RUSHING | | | | |
|---------------|---------------|----------|----------|----------|----------|------------|----------|------------|----------|----------|----------|----------|----------|------------|----------|----------|------------|----------|----------|
| | | | | ATT. | CMP. | PCT. | YDS | AVG. | TD | INT. | LG | SK | LST | RATE | NO. | YDS. | AVG. | LG | TD |
| 2020 | Football Team | 0 | 0 | 0 | 0 | 0.0 | 0 | 0.0 | 0 | 0 | 0 | 0 | 0 | 0.0 | 0 | 0 | 0.0 | 0 | 0 |
| 2023 | Bills | 0 | 0 | 0 | 0 | 0.0 | 0 | 0.0 | 0 | 0 | 0 | 0 | 0 | 0.0 | 0 | 0 | 0.0 | 0 | 0 |
| TOTALS | | 0 | 0 | 0 | 0 | 0.0 | 0 | 0.0 | 0 | 0 | 0 | 0 | 0 | 0.0 | 0 | 0 | 0.0 | 0 | 0 |

SINGLE-GAME HIGHS: QUARTERBACK

| | | | |
|-----------------------|---|---------------|---|
| Pass Attempts | 50 vs. Atlanta Falcons, Nov 17, 2019 46 vs. Washington Redskins, Dec 01, 2019 | Passer Rating | 144.4 at Arizona Cardinals, Sep 22, 2019 112.7 at New Orleans Saints, Nov 24, 2019 |
| Pass Completions | 31 at New York Giants, Oct 18, 2020 31 vs. Atlanta Falcons, Nov 17, 2019 | Rush Attempts | 6 at Atlanta Falcons, Dec 08, 2019 5 vs. Seattle Seahawks, Dec 15, 2019 ...1 more at 5. |
| Yards Passing | 325 vs. Atlanta Falcons, Nov 17, 2019 307 at Green Bay Packers, Nov 10, 2019 | Rushing Yards | 25 vs. Seattle Seahawks, Dec 15, 2019 24 at Atlanta Falcons, Dec 08, 2019 |
| TD Passes | 4 at Arizona Cardinals, Sep 22, 2019 3 at New Orleans Saints, Nov 24, 2019 | Longest Runs | 17t vs. Washington Redskins, Dec 01, 2019 13 vs. Dallas Cowboys, Oct 25, 2020 |
| Long Passes | 53t at New Orleans Saints, Dec 30, 2018 52t vs. Dallas Cowboys, Oct 25, 2020 ...3 more at 52. | Rushing TDs | 1 vs. Los Angeles Rams, Oct 11, 2020 1 at Atlanta Falcons, Dec 08, 2019 ...2 more at 1. |
| Completion Percentage | 73.8 at New York Giants, Oct 18, 2020 73.1 at Arizona Cardinals, Sep 22, 2019 | | |

300-YARD PASSING GAMES (2): REGULAR SEASON

| DATE | TEAM | NO. | YDS. | AVG. | LG | TD |
|----------|------------|-----|------|------|----|----|
| 11/10/19 | at Packers | 28 | 307 | 11.0 | 38 | 1 |
| 11/17/19 | FALCONS | 31 | 325 | 10.5 | 31 | 0 |

2024 GAME-BY-GAME REGULAR-SEASON STATISTICS (STEELERS)

| DATE | OPPONENT | P/S | PASSING | | | | | | | | | | RUSHING | | | | W/L | SCORE | |
|-------------|------------|-----|---------------------------|-----|-----|-----|-----|-----|----|-----|----|-------|---------|-----|-----|----|-------|-------|----|
| | | | ATT | CMP | YDS | PCT | Y/A | Y/C | TD | INT | LG | SK/YD | RATE | ATT | YDS | LG | | | TD |
| 09/08 | at Falcons | | DID NOT PLAY (NON-INJURY) | | | | | | | | | | | | | W | 18-10 | | |
| 2024 TOTALS | | 0-0 | 0 | 0 | 0 | 0.0 | 0.0 | 0.0 | 0 | 0 | 0 | 0/0 | 0.0 | 0 | 0 | 0 | 0 | 1-0 | |

2023 GAME-BY-GAME REGULAR-SEASON STATISTICS (BILLS)

| DATE | OPPONENT | P/S | PASSING | | | | | | | | | | RUSHING | | | | W/L | SCORE | |
|-------------|---------------|-----|---------------------------|-----|-----|-----|-----|-----|----|-----|----|-------|---------|-----|-----|----|--------|-------|-------|
| | | | ATT | CMP | YDS | PCT | Y/A | Y/C | TD | INT | LG | SK/YD | RATE | ATT | YDS | LG | | | TD |
| 09/11 | at Jets | | DID NOT PLAY (NON-INJURY) | | | | | | | | | | | | | L | 16-22+ | | |
| 09/17 | Raiders | P | 0 | 0 | 0 | 0.0 | 0.0 | 0.0 | 0 | 0 | 0 | 0/0 | 0.0 | 2 | -2 | -1 | 0 | W | 38-10 |
| 09/24 | at Commanders | P | 0 | 0 | 0 | 0.0 | 0.0 | 0.0 | 0 | 0 | 0 | 0/0 | 0.0 | 2 | -2 | -1 | 0 | W | 37-3 |
| 10/01 | Dolphins | P | 0 | 0 | 0 | 0.0 | 0.0 | 0.0 | 0 | 0 | 0 | 0/0 | 0.0 | 3 | -3 | -1 | 0 | W | 48-20 |
| 10/08 | Jaguars | | DID NOT PLAY (NON-INJURY) | | | | | | | | | | | | | L | 20-25 | | |
| 10/15 | Giants | P | 0 | 0 | 0 | 0.0 | 0.0 | 0.0 | 0 | 0 | 0 | 0/0 | 0.0 | 0 | 0 | 0 | 0 | W | 14-9 |
| 10/22 | at Patriots | | DID NOT PLAY (NON-INJURY) | | | | | | | | | | | | | L | 25-29 | | |
| 10/26 | Buccaneers | | DID NOT PLAY (NON-INJURY) | | | | | | | | | | | | | W | 24-18 | | |
| 11/05 | at Bengals | | DID NOT PLAY (NON-INJURY) | | | | | | | | | | | | | L | 18-24 | | |
| 11/13 | Broncos | | DID NOT PLAY (NON-INJURY) | | | | | | | | | | | | | L | 22-24 | | |
| 11/19 | Jets | P | 0 | 0 | 0 | 0.0 | 0.0 | 0.0 | 0 | 0 | 0 | 0/0 | 0.0 | 2 | -2 | -1 | 0 | W | 32-6 |
| 11/26 | at Eagles | | DID NOT PLAY (NON-INJURY) | | | | | | | | | | | | | L | 34-37+ | | |
| 12/10 | at Chiefs | | DID NOT PLAY (NON-INJURY) | | | | | | | | | | | | | W | 20-17 | | |
| 12/17 | Cowboys | P | 0 | 0 | 0 | 0.0 | 0.0 | 0.0 | 0 | 0 | 0 | 0/0 | 0.0 | 2 | -2 | -1 | 0 | W | 31-10 |
| 12/23 | at Chargers | | DID NOT PLAY (NON-INJURY) | | | | | | | | | | | | | W | 24-22 | | |
| 12/31 | Patriots | P | 0 | 0 | 0 | 0.0 | 0.0 | 0.0 | 0 | 0 | 0 | 0/0 | 0.0 | 2 | -2 | 0 | 0 | W | 27-21 |
| 01/07 | at Dolphins | | DID NOT PLAY (NON-INJURY) | | | | | | | | | | | | | W | 21-14 | | |
| 2023 TOTALS | | 7-0 | 0 | 0 | 0 | 0.0 | 0.0 | 0.0 | 0 | 0 | 0 | 0/0 | 0.0 | 13 | -13 | 0 | 0 | 11-6 | |

+ - Overtime

2022 GAME-BY-GAME REGULAR-SEASON STATISTICS (TEXANS)

| DATE | OPPONENT | P/S | PASSING | | | | | | | | | | RUSHING | | | | W/L/T | SCORE | |
|-------------|-------------|-----|---------------------------|-----|-----|------|-----|------|----|-----|----|-------|---------|-----|-----|----|--------|--------|-------|
| | | | ATT | CMP | YDS | PCT | Y/A | Y/C | TD | INT | LG | SK/YD | RATE | ATT | YDS | LG | | | TD |
| 09/11 | Colts | | ON INACTIVE LIST | | | | | | | | | | | | | T | 20-20 | | |
| 09/18 | at Broncos | | ON INACTIVE LIST | | | | | | | | | | | | | L | 9-16 | | |
| 09/25 | at Bears | | DID NOT PLAY (NON-INJURY) | | | | | | | | | | | | | L | 20-23 | | |
| 10/02 | Chargers | | DID NOT PLAY (NON-INJURY) | | | | | | | | | | | | | L | 24-34 | | |
| 10/09 | at Jaguars | | DID NOT PLAY (NON-INJURY) | | | | | | | | | | | | | W | 13-6 | | |
| 10/23 | at Raiders | | DID NOT PLAY (NON-INJURY) | | | | | | | | | | | | | L | 20-38 | | |
| 10/30 | Titans | | DID NOT PLAY (NON-INJURY) | | | | | | | | | | | | | L | 10-17 | | |
| 11/03 | Eagles | | DID NOT PLAY (NON-INJURY) | | | | | | | | | | | | | L | 17-29 | | |
| 11/13 | at Giants | | DID NOT PLAY (NON-INJURY) | | | | | | | | | | | | | L | 16-24 | | |
| 11/20 | Commanders | | DID NOT PLAY (NON-INJURY) | | | | | | | | | | | | | L | 10-23 | | |
| 11/27 | at Dolphins | S | 39 | 26 | 215 | 66.7 | 5.5 | 8.3 | 1 | 2 | 39 | 5/41 | 67.8 | 4 | 12 | 5 | 0 | L | 15-30 |
| 12/04 | Browns | S | 39 | 20 | 201 | 51.3 | 5.2 | 10.1 | 1 | 2 | 39 | 0/0 | 53.5 | 2 | 1 | 1 | 0 | L | 14-27 |
| 12/11 | at Cowboys | | ON INACTIVE LIST | | | | | | | | | | | | | L | 23-27 | | |
| 12/18 | Chiefs | | INACTIVE | | | | | | | | | | | | | L | 24-30+ | | |
| 12/24 | at Titans | | INACTIVE | | | | | | | | | | | | | W | 19-14 | | |
| 01/01 | Jaguars | | INACTIVE | | | | | | | | | | | | | L | 3-31 | | |
| 01/08 | at Colts | | ON INACTIVE LIST | | | | | | | | | | | | | W | 32-31 | | |
| 2022 TOTALS | | 2-2 | 78 | 46 | 416 | 59.0 | 5.3 | 9.0 | 2 | 4 | 39 | 5/41 | 60.6 | 6 | 13 | 5 | 0 | 3-13-1 | |

+ - Overtime

2021 GAME-BY-GAME REGULAR-SEASON STATISTICS (FOOTBALL TEAM)

| DATE | OPPONENT | P/S | PASSING | | | | | | | | | | | RUSHING | | | | W/L | SCORE |
|--------------------|-------------|------------|---------------------------|-----------|------------|-------------|------------|-------------|----------|----------|-----------|------------|-------------|----------|-----------|-----------|----------|-------------|-------|
| | | | ATT | CMP | YDS | PCT | Y/A | Y/C | TD | INT | LG | SK/YD | RATE | ATT | YDS | LG | TD | | |
| 09/12 | Chargers | | ON INACTIVE LIST | | | | | | | | | | | | | | | L | 16-20 |
| 09/16 | Giants | | DID NOT PLAY (NON-INJURY) | | | | | | | | | | | | | | | W | 30-29 |
| 09/26 | at Bills | | DID NOT PLAY (NON-INJURY) | | | | | | | | | | | | | | | L | 21-43 |
| 10/03 | at Falcons | | DID NOT PLAY (NON-INJURY) | | | | | | | | | | | | | | | W | 34-30 |
| 10/10 | Saints | | DID NOT PLAY (NON-INJURY) | | | | | | | | | | | | | | | L | 22-33 |
| 10/17 | Chiefs | | DID NOT PLAY (NON-INJURY) | | | | | | | | | | | | | | | L | 13-31 |
| 10/24 | at Packers | | DID NOT PLAY (NON-INJURY) | | | | | | | | | | | | | | | L | 10-24 |
| 10/31 | at Broncos | | DID NOT PLAY (NON-INJURY) | | | | | | | | | | | | | | | L | 10-17 |
| 11/14 | Buccaneers | | DID NOT PLAY (NON-INJURY) | | | | | | | | | | | | | | | W | 29-19 |
| 11/21 | at Panthers | | DID NOT PLAY (NON-INJURY) | | | | | | | | | | | | | | | W | 27-21 |
| 11/29 | Seahawks | | DID NOT PLAY (NON-INJURY) | | | | | | | | | | | | | | | W | 17-15 |
| 12/05 | at Raiders | | DID NOT PLAY (NON-INJURY) | | | | | | | | | | | | | | | W | 17-15 |
| 12/12 | Cowboys | P | 9 | 4 | 53 | 44.4 | 5.9 | 13.3 | 0 | 0 | 19 | 1/5 | 63.7 | 2 | 11 | 11 | 0 | L | 20-27 |
| 12/21 | at Eagles | | DID NOT PLAY | | | | | | | | | | | | | | | L | 17-27 |
| 12/26 | at Cowboys | P | 10 | 8 | 67 | 80.0 | 6.7 | 8.4 | 1 | 0 | 19 | 1/0 | 127.9 | 0 | 0 | 0 | 0 | L | 14-56 |
| 01/02 | Eagles | | DID NOT PLAY (NON-INJURY) | | | | | | | | | | | | | | | L | 16-20 |
| 01/09 | at Giants | | DID NOT PLAY (NON-INJURY) | | | | | | | | | | | | | | | W | 22-7 |
| 2021 TOTALS | | 2-0 | 19 | 12 | 120 | 63.2 | 6.3 | 10.0 | 1 | 0 | 19 | 2/5 | 98.6 | 2 | 11 | 11 | 0 | 7-10 | |

2020 GAME-BY-GAME REGULAR-SEASON STATISTICS (FOOTBALL TEAM)

| DATE | OPPONENT | P/S | PASSING | | | | | | | | | | | RUSHING | | | | W/L | SCORE |
|--------------------|--------------|------------|---------------------------|-----------|------------|-------------|------------|-------------|----------|----------|------------|-------------|-------------|----------|-----------|-----------|----------|------------|-------|
| | | | ATT | CMP | YDS | PCT | Y/A | Y/C | TD | INT | LG | SK/YD | RATE | ATT | YDS | LG | TD | | |
| 09/13 | Eagles | | DID NOT PLAY (NON-INJURY) | | | | | | | | | | | | | | | W | 27-17 |
| 09/20 | at Cardinals | | DID NOT PLAY (NON-INJURY) | | | | | | | | | | | | | | | L | 15-30 |
| 09/27 | at Browns | | DID NOT PLAY (NON-INJURY) | | | | | | | | | | | | | | | L | 20-34 |
| 10/04 | Ravens | | DID NOT PLAY (NON-INJURY) | | | | | | | | | | | | | | | L | 17-31 |
| 10/11 | Rams | S | 13 | 9 | 74 | 69.2 | 5.7 | 8.2 | 0 | 0 | 18 | 2/10 | 83.5 | 1 | 7 | 7t | 1 | L | 10-30 |
| 10/18 | at Giants | S | 42 | 31 | 280 | 73.8 | 6.7 | 9.0 | 2 | 1 | 29 | 3/29 | 97.3 | 2 | 8 | 6 | 0 | L | 19-20 |
| 10/25 | Cowboys | S | 25 | 15 | 194 | 60.0 | 7.8 | 12.9 | 2 | 0 | 52t | 2/5 | 111.1 | 4 | 11 | 13 | 0 | W | 25-33 |
| 11/08 | Giants | S | 7 | 5 | 62 | 71.4 | 8.9 | 12.4 | 0 | 0 | 21 | 0/0 | 98.5 | 0 | 0 | 0 | 0 | L | 20-23 |
| 11/15 | at Lions | | ON INACTIVE LIST | | | | | | | | | | | | | | | L | 27-30 |
| 11/22 | Bengals | | DID NOT PLAY | | | | | | | | | | | | | | | W | 20-9 |
| 11/26 | at Cowboys | | DID NOT PLAY | | | | | | | | | | | | | | | W | 41-16 |
| 12/07 | at Steelers | | DID NOT PLAY | | | | | | | | | | | | | | | W | 23-17 |
| 12/13 | at 49ers | | DID NOT PLAY | | | | | | | | | | | | | | | W | 23-15 |
| 12/20 | Seahawks | | DID NOT PLAY | | | | | | | | | | | | | | | L | 15-20 |
| 12/27 | Panthers | | DID NOT PLAY | | | | | | | | | | | | | | | L | 13-20 |
| 01/03 | at Eagles | | DID NOT PLAY | | | | | | | | | | | | | | | W | 20-14 |
| 2020 TOTALS | | 4-4 | 87 | 60 | 610 | 69.0 | 7.0 | 10.2 | 4 | 1 | 52T | 7/44 | 99.3 | 7 | 26 | 13 | 1 | 7-9 | |

2019 GAME-BY-GAME REGULAR-SEASON STATISTICS (PANTHERS)

| DATE | OPPONENT | P/S | PASSING | | | | | | | | | | | RUSHING | | | | W/L | SCORE |
|--------------------|---------------|--------------|---------------------------|------------|--------------|-------------|------------|-------------|-----------|-----------|------------|---------------|-------------|-----------|------------|------------|----------|-------------|-------|
| | | | ATT | CMP | YDS | PCT | Y/A | Y/C | TD | INT | LG | SK/YD | RATE | ATT | YDS | LG | TD | | |
| 09/08 | Rams | | DID NOT PLAY (NON-INJURY) | | | | | | | | | | | | | | | L | 27-30 |
| 09/12 | Buccaneers | | DID NOT PLAY (NON-INJURY) | | | | | | | | | | | | | | | L | 14-20 |
| 09/22 | at Cardinals | S | 26 | 19 | 261 | 73.1 | 10.0 | 13.7 | 4 | 0 | 52t | 2/21 | 144.4 | 3 | -1 | 1 | 0 | W | 38-20 |
| 09/29 | at Texans | S | 34 | 24 | 232 | 70.6 | 6.8 | 9.7 | 0 | 0 | 27 | 3/29 | 89.3 | 0 | 0 | 0 | 0 | W | 16-10 |
| 10/06 | Jaguars | S | 30 | 17 | 181 | 56.7 | 6.0 | 10.6 | 1 | 0 | 52 | 3/21 | 85.6 | 1 | 4 | 4 | 0 | W | 34-27 |
| 10/13 | at Buccaneers | S | 32 | 20 | 227 | 62.5 | 7.1 | 11.4 | 2 | 0 | 30 | 2/18 | 104.6 | 3 | 3 | 4 | 0 | W | 37-26 |
| 10/27 | at 49ers | S | 37 | 19 | 158 | 51.4 | 4.3 | 8.3 | 0 | 3 | 24 | 7/58 | 28.9 | 0 | 0 | 0 | 0 | L | 13-51 |
| 11/03 | Titans | S | 32 | 17 | 232 | 53.1 | 7.3 | 13.6 | 2 | 1 | 32 | 3/18 | 84.4 | 3 | -4 | -1 | 0 | W | 30-20 |
| 11/10 | at Packers | S | 43 | 28 | 307 | 65.1 | 7.1 | 11.0 | 1 | 1 | 38 | 3/26 | 84.2 | 3 | 12 | 8 | 0 | L | 16-24 |
| 11/17 | Falcons | S | 50 | 31 | 325 | 62.0 | 6.5 | 10.5 | 0 | 4 | 31 | 5/55 | 47.5 | 1 | 7 | 7 | 0 | L | 3-29 |
| 11/24 | at Saints | S | 36 | 23 | 256 | 63.9 | 7.1 | 11.1 | 3 | 0 | 52 | 4/26 | 112.7 | 1 | 9 | 9 | 0 | L | 31-34 |
| 12/01 | Redskins | S | 46 | 27 | 278 | 58.7 | 6.0 | 10.3 | 2 | 1 | 33 | 7/65 | 81.6 | 4 | 22 | 17t | 1 | L | 21-29 |
| 12/08 | at Falcons | S | 41 | 28 | 293 | 68.3 | 7.1 | 10.5 | 1 | 2 | 39 | 5/48 | 76.6 | 6 | 24 | 8 | 1 | L | 20-40 |
| 12/15 | Seahawks | S | 41 | 25 | 277 | 61.0 | 6.8 | 11.1 | 1 | 3 | 22 | 1/8 | 58.7 | 5 | 25 | 10 | 0 | L | 24-30 |
| 12/22 | at Colts | | DID NOT PLAY (NON-INJURY) | | | | | | | | | | | | | | | L | 6-38 |
| 12/29 | Saints | P | 41 | 25 | 295 | 61.0 | 7.2 | 11.8 | 0 | 1 | 40 | 1/4 | 72.7 | 2 | 5 | 4 | 0 | L | 10-42 |
| 2019 TOTALS | | 13-12 | 489 | 303 | 3,322 | 62.0 | 6.8 | 11.0 | 17 | 16 | 52T | 46/397 | 80.0 | 32 | 106 | 17T | 2 | 5-11 | |

2018 GAME-BY-GAME REGULAR-SEASON STATISTICS (PANTHERS)

| DATE | OPPONENT | P/S | PASSING | | | | | | | | | | | RUSHING | | | | W/L | SCORE |
|--------------------|---------------|------------|---------------|-----------|------------|-------------|------------|-------------|----------|----------|------------|------------|--------------|----------|-----------|-----------|----------|------------|-------|
| | | | ATT | CMP | YDS | PCT | Y/A | Y/C | TD | INT | LG | SK/YD | RATE | ATT | YDS | LG | TD | | |
| 09/09 | Cowboys | | DID NOT PLAY | | | | | | | | | | | | | | | W | 16-8 |
| 09/16 | at Falcons | | NOT ON ROSTER | | | | | | | | | | | | | | | L | 24-31 |
| 09/23 | Bengals | | NOT ON ROSTER | | | | | | | | | | | | | | | W | 31-21 |
| 10/07 | Giants | | NOT ON ROSTER | | | | | | | | | | | | | | | W | 33-31 |
| 10/14 | at Redskins | | NOT ON ROSTER | | | | | | | | | | | | | | | L | 17-23 |
| 10/21 | at Eagles | | NOT ON ROSTER | | | | | | | | | | | | | | | W | 21-17 |
| 10/28 | Ravens | | NOT ON ROSTER | | | | | | | | | | | | | | | W | 36-21 |
| 11/04 | Buccaneers | | NOT ON ROSTER | | | | | | | | | | | | | | | W | 42-28 |
| 11/08 | at Steelers | | NOT ON ROSTER | | | | | | | | | | | | | | | L | 21-52 |
| 11/18 | at Lions | | DID NOT PLAY | | | | | | | | | | | | | | | L | 19-20 |
| 11/25 | Seahawks | | DID NOT PLAY | | | | | | | | | | | | | | | L | 27-30 |
| 12/02 | at Buccaneers | | DID NOT PLAY | | | | | | | | | | | | | | | L | 17-24 |
| 12/09 | at Browns | | DID NOT PLAY | | | | | | | | | | | | | | | L | 20-26 |
| 12/17 | Saints | | DID NOT PLAY | | | | | | | | | | | | | | | L | 9-12 |
| 12/23 | Falcons | P | 4 | 4 | 38 | 100.0 | 9.5 | 9.5 | 0 | 0 | 24 | 0/0 | 106.2 | 0 | 0 | 0 | 0 | L | 10-24 |
| 12/30 | at Saints | S | 27 | 16 | 228 | 59.3 | 8.4 | 14.3 | 2 | 0 | 53t | 0/0 | 111.3 | 5 | 19 | 10 | 1 | W | 33-14 |
| 2018 TOTALS | | 2-1 | 31 | 20 | 266 | 64.5 | 8.6 | 13.3 | 2 | 0 | 53T | 0/0 | 113.1 | 5 | 19 | 10 | 1 | 7-9 | |

2023 GAME-BY-GAME POSTSEASON STATISTICS (BILLS)

| DATE | OPPONENT | P/S | PASSING | | | | | | | | | | | RUSHING | | | | W/L | SCORE | | |
|--------------------|----------|------------|---------------------------|----------|----------|------------|------------|------------|----------|----------|----------|----------|----------|----------|----------|----------|----------|----------|----------|------------|--|
| | | | ATT | CMP | YDS | PCT | Y/A | Y/C | TD | INT | LG | SK/YD | RATE | ATT | YDS | LG | TD | | | | |
| 01/15 | Steelers | | DID NOT PLAY (NON-INJURY) | | | | | | | | | | | | | | | W | 31-17 | | |
| 01/21 | Chiefs | | DID NOT PLAY (NON-INJURY) | | | | | | | | | | | | | | | L | 24-27 | | |
| 2023 TOTALS | | 0-0 | 0 | 0 | 0 | 0.0 | 0.0 | 0.0 | 0 | 0 | 0 | 0 | 0 | 0 | 0 | 0 | 0 | 0 | 0 | 1-1 | |

2020 GAME-BY-GAME POSTSEASON STATISTICS (FOOTBALL TEAM)

| DATE | OPPONENT | P/S | PASSING | | | | | | | | | | | RUSHING | | | | W/L | SCORE | | |
|--------------------|------------|------------|--------------|----------|----------|------------|------------|------------|----------|----------|----------|----------|----------|----------|----------|----------|----------|----------|----------|------------|--|
| | | | ATT | CMP | YDS | PCT | Y/A | Y/C | TD | INT | LG | SK/YD | RATE | ATT | YDS | LG | TD | | | | |
| 01/09 | Buccaneers | | DID NOT PLAY | | | | | | | | | | | | | | | L | 23-31 | | |
| 2020 TOTALS | | 0-0 | 0 | 0 | 0 | 0.0 | 0.0 | 0.0 | 0 | 0 | 0 | 0 | 0 | 0 | 0 | 0 | 0 | 0 | 0 | 0-1 | |



SPENCER OL
ANDERSON

HEIGHT: 6-5
WEIGHT: 305
COLLEGE: Maryland
BORN: June 7, 2000

HOW ACQUIRED: D7b '23
NFL EXPERIENCE: 1st year
BIRTHPLACE: Bowie, MD



PRO CAREER

- ✦ Has played in eight regular-season games (no starts) in his one-year NFL career (Pittsburgh 2023)
- ✦ Made NFL debut in Week 4 of 2023 (at Houston)

2023 (STEELERS)

- ✦ Played in eight regular-season games (no starts), primarily on special teams

TRANSACTIONS

- ✦ Signed four-year contract with Pittsburgh on May 13, 2023
- ✦ Drafted by the Steelers in the seventh round (251st overall) of the 2023 NFL Draft

PERSONAL

- ✦ A consensus three-star recruit across all major recruiting outlets
- ✦ Rated the 16th overall player in the state of Maryland by 247sports.com
- ✦ Honorable Mention All-Metro selection as a senior
- ✦ Received offers from North Carolina, Pitt, and Wake Forest
- ✦ Coached by Keita Malloy
- ✦ Son of Robert and Anita Anderson
- ✦ Father played football at Howard University
- ✦ Has one older brother
- ✦ Undefeated on the chess team at his school
- ✦ Cousin of professional basketball player Harry Giles
- ✦ Graduated with a degree in Business and Management

COLLEGE

- ✦ Appeared in 45 games (42 starts) at Maryland (2018-22)
- ✦ 2022 Pro Football Focus Preseason All-Big Ten second team
- ✦ 2022 East-West Shrine Bowl 1000
- ✦ 2021 All-Big Ten honorable mention
- ✦ 2020-21 Big Ten Distinguished Scholar
- ✦ Started all 13 games on the offensive line, 12 at right guard and one at right tackle in 2022
- ✦ Blocked for a Maryland passing offense that ranked third in the Big Ten in 2022 by averaging 259.8 yards per game in the air

SPENCER ANDERSON'S NFL REGULAR SEASON STATISTICS

| DATE | TEAM | GP | GS |
|-------------------|----------|----------|----------|
| 2023 | Steelers | 8 | 0 |
| 2024 | Steelers | 1 | 1 |
| NFL TOTALS | | 9 | 1 |

SPENCER ANDERSON'S NFL POSTSEASON STATISTICS

| DATE | TEAM | GP | GS |
|-------------------|----------|----------|----------|
| 2023 | Steelers | 1 | 0 |
| NFL TOTALS | | 1 | 0 |

2024 GAME-BY-GAME REGULAR-SEASON STATISTICS (STEELERS)

| DATE | OPPONENT | P/S | W/L | SCORE |
|--------------------|------------|-----|------------|-------|
| 09/08 | at Falcons | S | W | 18-10 |
| 2024 TOTALS | | | 1-0 | |



CALVIN WR
AUSTIN III

HEIGHT: 5-9
WEIGHT: 162
COLLEGE: Memphis
BORN: March 24, 1999

HOW ACQUIRED: D4 '22
NFL EXPERIENCE: 3rd year
BIRTHPLACE: Memphis, TN



PRO CAREER

- ✦ Has played in 17 regular-season games (one start)
- ✦ Has registered 17 receptions for 180 yards (10.6 avg.) and one TD
- ✦ Has rushed 11 times for 57 yards and one TD
- ✦ Hauled in a 72-yard TD catch in Week 3 of 2023 at Las Vegas
- ✦ Made NFL debut in Week 1 of 2023 (vs. San Francisco)
- ✦ Made NFL starting debut in Week 5 of 2023 (vs. Baltimore)

2023 (STEELERS)

- ✦ Played in 17 regular-season games (one start)
- ✦ Caught 17 passes for 180 yards (10.6 avg.) and one TD
- ✦ Hauled in a 72-yard TD catch in Week 3 at Las Vegas
- ✦ Rushed for 57 yards on 11 carries (5.2 avg.) and one TD
- ✦ Registered a seven-yard TD run in Week 16 vs. Cincinnati

2022 (STEELERS)

- ✦ Spent the entire season on the Reserve/Injured List

TRANSACTIONS

- ✦ Drafted by Pittsburgh in the fourth round (138th overall) of the 2022 NFL Draft

PERSONAL

- ✦ Three-year member of the varsity squad at Harding Academy in Memphis
- ✦ Helped lead the Lions to three-straight Tennessee Secondary School Athletic Association (TSSAA) Division II Class A state playoffs appearances, including a spot in the semifinals in 2015
- ✦ Harding had a combined 26-9 record those three seasons
- ✦ For his career, pulled in 74 catches for 1,513 yards and 24 receiving TDs, also rushed for 558 yards and eight more scores, totaled 49 career TD (24 receive/8 rush/6 punt return/5 kick return/4 interception return/2 fumble return), logged 758 kick return yards and 541 punt return yards, finished with 3,492 all-purpose yards and 2,071 total yards over his career
- ✦ Named 2016 Tennessee Titans Mr. Football semifinalist (D2A back), 2016 Tennessee Sports Writers Association (TSWA) D2A All-State first team and 2016 Donovan Stewart D2A All-State
- ✦ Two-time D2A West 1 All-District (2015, 2016)
- ✦ Two-time D2A West 1 Special Teams Player of the Year (2015, 2016)
- ✦ 2016 Toyota East-West All-Star Classic
- ✦ Three time Commercial Appeal Best of Preps pick (2014-16)
- ✦ Also a track and field standout at Harding Academy becoming a nine-time state champion in sprints/relays, seven-time TSWA All-State honoree and setting five school records
- ✦ 2015-16, 2016-17 Commercial Appeal Best of Preps Boys Track and Field Athlete of the Year
- ✦ Helped lead the Lions to a TSSAA D2A state championships runner-up finish in 2017
- ✦ Son of Calvin and Mimi Austin

COLLEGE

- ✦ Played in 49 career games at Memphis (2018-21)
- ✦ Caught 156 passes for 2,541 yards (16.3 yards/reception) and 22 TDs
- ✦ Returned 29 punts for 323 yards (11.1 yards/return), including a 94-yard TD
- ✦ Finished his career ranked second all-time in program history in receiving TDs, fourth in receiving yards and fifth in receptions
- ✦ Named first-team All-AAC in both 2020 and 2021
- ✦ Led the Tigers with 74 catches for 1,149 yards and eight TDs in 2021
- ✦ His 1,149 receiving yards rank fifth on the program's single-season list, while his eight TDs tied for 11th
- ✦ In track and field, named 2019 U.S. Track and Field/Cross Country Coaches Association (USTFCCCA) All-America second team (4x100m relay), 2019 All-American Athletic Conference (4x100m relay), 2018 USTFCCCA All-America honorable mention (4x400m relay), 2018 All-American Athletic Conference four times (Indoor 200m, 4x400m relay; Outdoor 4x100m relay, 4x400m relay) and ran a school-record 39.19 seconds in winning silver at the 2019 American Athletic Conference Championships

CALVIN AUSTIN III'S NFL REGULAR SEASON RUSHING/RECEIVING STATISTICS

| DATE | TEAM | GP | GS | RECEIVING | | | | | RUSHING | | | | |
|-------------------|----------|-----------|----------|-----------|------------|-------------|------------|----------|-----------|-----------|------------|-----------|----------|
| | | | | NO. | YDS. | AVG. | LG | TD | NO. | YDS. | AVG. | LG | TD |
| 2022 | Steelers | 0 | 0 | 0 | 0 | 0.0 | 0 | 0 | 0 | 0 | 0.0 | 0 | 0 |
| 2023 | Steelers | 17 | 1 | 17 | 180 | 10.6 | 72t | 1 | 11 | 57 | 5.2 | 12 | 1 |
| 2024 | Steelers | 1 | 0 | 1 | 7 | 7.0 | 7 | 0 | 0 | 0 | 0.0 | 0 | 0 |
| NFL TOTALS | | 18 | 1 | 18 | 187 | 10.4 | 72T | 1 | 11 | 57 | 5.2 | 12 | 1 |

CALVIN AUSTIN III'S NFL POSTSEASON RUSHING/RECEIVING STATISTICS

| DATE | TEAM | GP | GS | RECEIVING | | | | | RUSHING | | | | |
|-------------------|----------|----------|----------|-----------|----------|------------|-----------|----------|----------|----------|------------|----------|----------|
| | | | | NO. | YDS. | AVG. | LG | TD | NO. | YDS. | AVG. | LG | TD |
| 2023 | Steelers | 1 | 0 | 1 | 7 | 7.0 | 7t | 1 | 0 | 0 | 0.0 | 0 | 0 |
| NFL TOTALS | | 1 | 0 | 1 | 7 | 7.0 | 7T | 1 | 0 | 0 | 0.0 | 0 | 0 |

CALVIN AUSTIN III'S NFL REGULAR SEASON RETURN STATISTICS

| DATE | TEAM | RET. | YDS. | AVG. | LG | TD | PUNT RETURNS | | | | |
|-------------------|----------|----------|----------|------------|----------|----------|--------------|-----------|------------|------------|-----------|
| | | | | | | | NO. | FC | YDS. | AVG. | LG |
| 2022 | Steelers | 0 | 0 | 0.0 | 0 | 0 | 0 | 0 | 0.0 | 0 | 0 |
| 2023 | Steelers | 0 | 0 | 0.0 | 0 | 0 | 29 | 12 | 249 | 8.6 | 34 |
| 2024 | Steelers | 0 | 0 | 0.0 | 0 | 0 | 4 | 0 | 47 | 11.8 | 16 |
| NFL TOTALS | | 0 | 0 | 0.0 | 0 | 0 | 33 | 12 | 296 | 9.0 | 34 |

CALVIN AUSTIN III'S NFL POSTSEASON RETURN STATISTICS

| DATE | TEAM | RET. | YDS. | AVG. | LG | TD | PUNT RETURNS | | | | |
|-------------------|----------|----------|----------|------------|----------|----------|--------------|----------|-----------|-------------|-----------|
| | | | | | | | NO. | FC | YDS. | AVG. | LG |
| 2023 | Steelers | 0 | 0 | 0.0 | 0 | 0 | 1 | 1 | 12 | 12.0 | 12 |
| NFL TOTALS | | 0 | 0 | 0.0 | 0 | 0 | 1 | 1 | 12 | 12.0 | 12 |

SINGLE-GAME HIGHS: RUSHING/RECEIVING

| | | | |
|--------------------|--|-----------------------|--|
| Rush Attempts | 2 vs. Tennessee Titans, Nov 02, 2023 2 vs. Jacksonville Jaguars, Oct 29, 2023 | All-Purpose Yards | 100 at Baltimore Ravens, Jan 06, 2024 77 at Las Vegas Raiders, Sep 24, 2023 |
| Rushing Yards | 12 vs. New England Patriots, Dec 07, 2023 10 vs. Tennessee Titans, Nov 02, 2023 ...1 more at 10. | Fair Catches | 2 vs. Green Bay Packers, Nov 12, 2023 2 vs. Cleveland Browns, Sep 18, 2023 |
| Longest Runs | 12 vs. New England Patriots, Dec 07, 2023 10 vs. Jacksonville Jaguars, Oct 29, 2023 | Punt Return Yards | 92 at Baltimore Ravens, Jan 06, 2024 51 at Cleveland Browns, Nov 19, 2023 |
| Rushing TDs | 1 vs. Cincinnati Bengals, Dec 23, 2023 | Longest Punt Return | 34 at Baltimore Ravens, Jan 06, 2024 21 at Baltimore Ravens, Jan 06, 2024 ...1 more at 21. |
| Receptions | 6 vs. San Francisco 49ers, Sep 10, 2023 3 at Houston Texans, Oct 01, 2023 | Punt Returns | 5 at Baltimore Ravens, Jan 06, 2024 4 at Atlanta Falcons, Sep 08, 2024 |
| Receiving Yards | 72 at Las Vegas Raiders, Sep 24, 2023 37 vs. San Francisco 49ers, Sep 10, 2023 | Punt Return Average | 18.4 at Baltimore Ravens, Jan 06, 2024 17.0 at Cleveland Browns, Nov 19, 2023 |
| Receiving Average | 8.0 at Houston Texans, Oct 01, 2023 6.2 vs. San Francisco 49ers, Sep 10, 2023 | Most TDs | 1 vs. Cincinnati Bengals, Dec 23, 2023 1 at Las Vegas Raiders, Sep 24, 2023 |
| Longest Receptions | 72t at Las Vegas Raiders, Sep 24, 2023 13 vs. San Francisco 49ers, Sep 10, 2023 | Miscellaneous Tackles | 1 vs. Cleveland Browns, Sep 18, 2023 |
| Receiving TDs | 1 at Las Vegas Raiders, Sep 24, 2023 | | |

SINGLE-GAME HIGHS - POSTSEASON: RUSHING/RECEIVING

| | | | |
|--------------------|-----------------------------------|---------------------|-----------------------------------|
| Receptions | 1 at Buffalo Bills, Jan 15, 2024 | Fair Catches | 1 at Buffalo Bills, Jan 15, 2024 |
| Receiving Yards | 7 at Buffalo Bills, Jan 15, 2024 | Punt Return Yards | 12 at Buffalo Bills, Jan 15, 2024 |
| Longest Receptions | 7t at Buffalo Bills, Jan 15, 2024 | Longest Punt Return | 12 at Buffalo Bills, Jan 15, 2024 |
| Receiving TDs | 1 at Buffalo Bills, Jan 15, 2024 | Punt Returns | 1 at Buffalo Bills, Jan 15, 2024 |
| All-Purpose Yards | 19 at Buffalo Bills, Jan 15, 2024 | Most TDs | 1 at Buffalo Bills, Jan 15, 2024 |

2024 GAME-BY-GAME REGULAR-SEASON STATISTICS (STEELERS)

| DATE | OPPONENT | P/S | RECEIVING | | | | | RUSHING | | | | | W/L | SCORE | |
|--------------------|------------|------------|-----------|----------|------------|----------|----------|----------|----------|------------|----------|----------|----------|------------|-------|
| | | | NO. | YDS. | AVG. | LG | TD | NO. | YDS. | AVG. | LG | TD | | | |
| 09/08 | at Falcons | P | 1 | 7 | 7.0 | 7 | 0 | 0 | 0 | 0.0 | 0 | 0 | 0 | W | 18-10 |
| 2024 TOTALS | | 1-0 | 1 | 7 | 7.0 | 7 | 0 | 0 | 0 | 0.0 | 0 | 0 | 0 | 1-0 | |

2023 GAME-BY-GAME REGULAR-SEASON STATISTICS (STEELERS)

| DATE | OPPONENT | P/S | RECEIVING | | | | | RUSHING | | | | | W/L | SCORE |
|--------------------|-------------|------|-----------|------|------|-----|----|---------|------|------|----|----|------|-------|
| | | | NO. | YDS. | AVG. | LG | TD | NO. | YDS. | AVG. | LG | TD | | |
| 09/10 | 49ers | P | 6 | 37 | 6.2 | 13 | 0 | 0 | 0 | 0.0 | 0 | 0 | L | 7-30 |
| 09/18 | Browns | P | 1 | 10 | 10.0 | 10 | 0 | 1 | -2 | -2.0 | -2 | 0 | W | 26-22 |
| 09/24 | at Raiders | P | 2 | 72 | 36.0 | 72t | 1 | 0 | 0 | 0.0 | 0 | 0 | W | 23-18 |
| 10/01 | at Texans | P | 3 | 24 | 8.0 | 12 | 0 | 1 | 5 | 5.0 | 5 | 0 | L | 6-30 |
| 10/08 | Ravens | S | 0 | 0 | 0.0 | 0 | 0 | 0 | 0 | 0.0 | 0 | 0 | W | 17-10 |
| 10/22 | at Rams | P | 0 | 0 | 0.0 | 0 | 0 | 1 | 1 | 1.0 | 1 | 0 | W | 24-17 |
| 10/29 | Jaguars | P | 2 | 19 | 9.5 | 12 | 0 | 2 | 10 | 5.0 | 10 | 0 | L | 10-20 |
| 11/02 | Titans | P | 0 | 0 | 0.0 | 0 | 0 | 2 | 10 | 5.0 | 8 | 0 | W | 20-16 |
| 11/12 | Packers | P | 1 | 3 | 3.0 | 3 | 0 | 1 | 6 | 6.0 | 6 | 0 | W | 23-19 |
| 11/19 | at Browns | P | 0 | 0 | 0.0 | 0 | 0 | 0 | 0 | 0.0 | 0 | 0 | L | 10-13 |
| 11/26 | at Bengals | P | 1 | 5 | 5.0 | 5 | 0 | 0 | 0 | 0.0 | 0 | 0 | W | 16-10 |
| 12/03 | Cardinals | P | 1 | 10 | 10.0 | 10 | 0 | 0 | 0 | 0.0 | 0 | 0 | L | 10-24 |
| 12/07 | Patriots | P | 0 | 0 | 0.0 | 0 | 0 | 1 | 12 | 12.0 | 12 | 0 | L | 18-21 |
| 12/16 | at Colts | P | 0 | 0 | 0.0 | 0 | 0 | 0 | 0 | 0.0 | 0 | 0 | L | 13-30 |
| 12/23 | Bengals | P | 0 | 0 | 0.0 | 0 | 0 | 1 | 7 | 7.0 | 7t | 1 | W | 34-11 |
| 12/31 | at Seahawks | P | 0 | 0 | 0.0 | 0 | 0 | 0 | 0 | 0.0 | 0 | 0 | W | 30-23 |
| 01/06 | at Ravens | P | 0 | 0 | 0.0 | 0 | 0 | 1 | 8 | 8.0 | 8 | 0 | W | 17-10 |
| 2023 TOTALS | | 17-1 | 17 | 180 | 10.6 | 72T | 1 | 11 | 57 | 5.2 | 12 | 1 | 10-7 | |

2023 GAME-BY-GAME POSTSEASON STATISTICS (STEELERS)

| DATE | OPPONENT | P/S | RECEIVING | | | | | RUSHING | | | | | W/L | SCORE |
|--------------------|----------|-----|-----------|------|------|----|----|---------|------|------|----|----|-----|-------|
| | | | NO. | YDS. | AVG. | LG | TD | NO. | YDS. | AVG. | LG | TD | | |
| 01/15 | at Bills | P | 1 | 7 | 7.0 | 7t | 1 | 0 | 0 | 0.0 | 0 | 0 | L | 17-31 |
| 2023 TOTALS | | 1-0 | 1 | 7 | 7.0 | 7T | 1 | 0 | 0 | 0.0 | 0 | 0 | 0-1 | |



KEEANU^{DT} BENTON

HEIGHT: 6-4
WEIGHT: 309
COLLEGE: Wisconsin
BORN: July 17, 2001

HOW ACQUIRED: D2b 23
NFL EXPERIENCE: 2nd year
BIRTHPLACE: Janesville, WI



PRO CAREER

- ✦ Has played in 17 career regular-season games (nine starts) in one-year NFL career (Pittsburgh 2023)
- ✦ Has registered 36 tackles (16 solo), 1.0 sack, two passes defended, eight quarterback hits, two forced fumbles and one tackle for loss
- ✦ Collected his first career sack in Week 3 of 2023 at Las Vegas
- ✦ Made NFL debut in Week 1 of 2023 (vs. San Francisco)
- ✦ Made NFL starting debut in Week 5 of 2023 (vs. Baltimore)

2023 (STEELERS)

- ✦ Played in 17 regular-season games (nine starts)
- ✦ Registered 36 tackles (16 solo), 1.0 sack, two passes defended, eight quarterback hits, two forced fumbles and one tackle for loss
- ✦ Collected his first career sack in Week 3 at Las Vegas
- ✦ Recorded a career-high six tackles (three solo), two quarterback hits and one pass defended in Week 10 vs. Green Bay
- ✦ Registered two quarterback hits in both Week 7 at L.A. Rams and Week 17 at Seattle
- ✦ Forced fumbles in both Week 4 at Houston and Week 13 vs. Arizona

TRANSACTIONS

- ✦ Signed four-year contract with Pittsburgh on June 23, 2023
- ✦ Drafted by the Steelers in the second round (49th overall) of the 2023 NFL Draft

PERSONAL

- ✦ Three-star recruit by 247 Sports, ESPN and Rivals
- ✦ First-team All-State by Associated Press as a senior
- ✦ All-Region and All-Big Eight Conference as a senior
- ✦ Named Janesville Gazette All-Area Player of the Year
- ✦ Finished senior season with 75 tackles, 7.0 TFLs, 2.0 sacks and a fumble recovery
- ✦ Two-time state qualifier in wrestling, finishing as Division 1 runner-up at 285 pounds as a junior with a 48-2 record
- ✦ Coach was Adam Bunderson
- ✦ Parents are La'Tasha Benton and Troy Rodriguez

COLLEGE

- ✦ Appeared in 45 games (36 starts) at Wisconsin (2019-22)
- ✦ Recorded 82 tackles (44 solo), 19.0 tackles for loss, 9.0 sacks, four pass breakups, two forced fumbles and two fumble recoveries
- ✦ 2022 All-Big Ten third team (coaches)
- ✦ 2021 All-Big Ten second team (coaches)
- ✦ 2021 All-Big Ten honorable mention (media)
- ✦ Played and started all 12 regular season games at nose tackle in 2022
- ✦ Registered 36 tackles, 10.0 TFLs and 4.5 sacks as a senior
- ✦ Totaled five tackles, three solo, at Ohio State
- ✦ Recorded 2.0 sacks vs. Illinois
- ✦ Registered four tackles and recorded a sack vs. Maryland
- ✦ Logged another sack, and four solo tackles, at Nebraska
- ✦ Totaled 7.0 TFLs over the season's final four games

KEEANU BENTON'S NFL REGULAR SEASON DEFENSIVE STATISTICS

| DATE | TEAM | GP | GS | TACKLES | | | | | | | INTERCEPTIONS | | | | | O. FUMB | | | ST | | | MISC. | | | | | |
|-------------------|----------|-----------|-----------|-----------|-----------|-----------|----------|----------|------------|------------|---------------|----------|----------|----------|----------|----------|----------|----------|----------|----------|----------|----------|----------|----------|----------|----------|---|
| | | | | TK | S | A | TFL | YDS | SK | YDS | QBH | NO | YDS | LG | TD | PD | FF | FR | TD | YDS | TK | S | A | FF | FR | S | A |
| 2023 | Steelers | 17 | 9 | 36 | 16 | 20 | 1 | 9 | 1.0 | 9.0 | 8 | 0 | 0 | 0 | 2 | 2 | 0 | 0 | 0 | 0 | 0 | 0 | 0 | 0 | 0 | 0 | 0 |
| 2024 | Steelers | 1 | 1 | 2 | 1 | 1 | 0 | 0 | 0.0 | 0.0 | 1 | 0 | 0 | 0 | 0 | 0 | 0 | 0 | 0 | 0 | 0 | 0 | 0 | 0 | 0 | 0 | |
| NFL TOTALS | | 18 | 10 | 38 | 17 | 21 | 1 | 9 | 1.0 | 9.0 | 9 | 0 | 0 | 0 | 2 | 2 | 0 | 0 | 0 | 0 | 0 | 0 | 0 | 0 | 0 | 0 | |

KEEANU BENTON'S NFL POSTSEASON DEFENSIVE STATISTICS

| DATE | TEAM | GP | GS | TACKLES | | | | | | | INTERCEPTIONS | | | | | O. FUMB | | | ST | | | MISC. | | | | |
|-------------------|----------|----------|----------|----------|----------|----------|----------|----------|------------|------------|---------------|----------|----------|----------|----------|----------|----------|----------|----------|----------|----------|----------|----------|----------|----------|---|
| | | | | TK | S | A | TFL | YDS | SK | YDS | QBH | NO | YDS | LG | TD | PD | FF | FR | TD | YDS | TK | S | A | FF | FR | S |
| 2023 | Steelers | 1 | 0 | 5 | 1 | 4 | 0 | 0 | 0.0 | 0.0 | 0 | 0 | 0 | 0 | 0 | 0 | 0 | 0 | 0 | 0 | 0 | 0 | 0 | 0 | 0 | 0 |
| NFL TOTALS | | 1 | 0 | 5 | 1 | 4 | 0 | 0 | 0.0 | 0.0 | 0 | 0 | 0 | 0 | 0 | 0 | 0 | 0 | 0 | 0 | 0 | 0 | 0 | 0 | 0 | |

SINGLE-GAME HIGHS: DEFENSIVE

| | | | |
|---------------|---|------------------|--|
| Total Tackles | 6 vs. Green Bay Packers, Nov 12, 2023 4 at Cleveland Browns, Nov 19, 2023 ...1 more at 4. | Passes Defensed | 1 vs. Arizona Cardinals, Dec 03, 2023 1 vs. Green Bay Packers, Nov 12, 2023 |
| Solo Tackles | 3 vs. Green Bay Packers, Nov 12, 2023 2 at Cleveland Browns, Nov 19, 2023 ...2 more at 2. | Forced Fumbles | 1 vs. Arizona Cardinals, Dec 03, 2023 1 at Houston Texans, Oct 01, 2023 |
| Sacks | 1.0 at Las Vegas Raiders, Sep 24, 2023 | Tackles For Loss | 1 at Las Vegas Raiders, Sep 24, 2023 |

SINGLE-GAME HIGHS - POSTSEASON: DEFENSIVE

| | | | |
|---------------|----------------------------------|--------------|----------------------------------|
| Total Tackles | 5 at Buffalo Bills, Jan 15, 2024 | Solo Tackles | 1 at Buffalo Bills, Jan 15, 2024 |
|---------------|----------------------------------|--------------|----------------------------------|

2024 GAME-BY-GAME REGULAR-SEASON STATISTICS (STEELERS)

| DATE | OPPONENT | P/S | TACKLES | | | | | | | INTERCEPTIONS | | | | O. FUMB | | | ST | | | | MISC | | SCORE | | | | | |
|--------------------|------------|-----|---------|---|---|-----|-----|-----|-----|---------------|----|-----|----|---------|----|----|----|----|-----|----|------|---|-------|----|----|-----|---|-------|
| | | | TK | S | A | SK | YDS | TFL | YDS | QBH | NO | YDS | LG | TD | PD | FF | FR | TD | YDS | TK | S | A | | FF | FR | S | A | W/L |
| 09/08 | at Falcons | S | 2 | 1 | 1 | 0.0 | 0.0 | 0 | 0 | 1 | 0 | 0 | 0 | 0 | 0 | 0 | 0 | 0 | 0 | 0 | 0 | 0 | 0 | 0 | 0 | 0 | W | 18-10 |
| 2024 TOTALS | | 1-1 | 2 | 1 | 1 | 0.0 | 0.0 | 0 | 0 | 1 | 0 | 0 | 0 | 0 | 0 | 0 | 0 | 0 | 0 | 0 | 0 | 0 | 0 | 0 | 0 | 1-0 | | |

2023 GAME-BY-GAME REGULAR-SEASON STATISTICS (STEELERS)

| DATE | OPPONENT | P/S | TACKLES | | | | | | | INTERCEPTIONS | | | | O. FUMB | | | ST | | | | MISC | | SCORE | | | | |
|--------------------|-------------|------|---------|----|----|-----|-----|-----|-----|---------------|----|-----|----|---------|----|----|----|----|-----|----|------|---|-------|----|----|------|-------|
| | | | TK | S | A | SK | YDS | TFL | YDS | QBH | NO | YDS | LG | TD | PD | FF | FR | TD | YDS | TK | S | A | | FF | FR | S | A |
| 09/10 | 49ers | P | 3 | 1 | 2 | 0.0 | 0.0 | 0 | 0 | 0 | 0 | 0 | 0 | 0 | 0 | 0 | 0 | 0 | 0 | 0 | 0 | 0 | 0 | 0 | 0 | L | 7-30 |
| 09/18 | Browns | P | 2 | 0 | 2 | 0.0 | 0.0 | 0 | 0 | 0 | 0 | 0 | 0 | 0 | 0 | 0 | 0 | 0 | 0 | 0 | 0 | 0 | 0 | 0 | 0 | W | 26-22 |
| 09/24 | at Raiders | P | 1 | 1 | 0 | 1.0 | 9.0 | 1 | 9 | 1 | 0 | 0 | 0 | 0 | 0 | 0 | 0 | 0 | 0 | 0 | 0 | 0 | 0 | 0 | 0 | W | 23-18 |
| 10/01 | at Texans | P | 4 | 2 | 2 | 0.0 | 0.0 | 0 | 0 | 0 | 0 | 0 | 0 | 0 | 1 | 0 | 0 | 0 | 0 | 0 | 0 | 0 | 0 | 0 | 0 | L | 6-30 |
| 10/08 | Ravens | S | 3 | 1 | 2 | 0.0 | 0.0 | 0 | 0 | 1 | 0 | 0 | 0 | 0 | 0 | 0 | 0 | 0 | 0 | 0 | 0 | 0 | 0 | 0 | 0 | W | 17-10 |
| 10/22 | at Rams | P | 0 | 0 | 0 | 0.0 | 0.0 | 0 | 0 | 2 | 0 | 0 | 0 | 0 | 0 | 0 | 0 | 0 | 0 | 0 | 0 | 0 | 0 | 0 | 0 | W | 24-17 |
| 10/29 | Jaguars | P | 1 | 0 | 1 | 0.0 | 0.0 | 0 | 0 | 0 | 0 | 0 | 0 | 0 | 0 | 0 | 0 | 0 | 0 | 0 | 0 | 0 | 0 | 0 | 0 | L | 10-20 |
| 11/02 | Titans | P | 2 | 2 | 0 | 0.0 | 0.0 | 0 | 0 | 0 | 0 | 0 | 0 | 0 | 0 | 0 | 0 | 0 | 0 | 0 | 0 | 0 | 0 | 0 | 0 | W | 20-16 |
| 11/12 | Packers | S | 6 | 3 | 3 | 0.0 | 0.0 | 0 | 0 | 2 | 0 | 0 | 0 | 0 | 1 | 0 | 0 | 0 | 0 | 0 | 0 | 0 | 0 | 0 | 0 | W | 23-19 |
| 11/19 | at Browns | S | 4 | 2 | 2 | 0.0 | 0.0 | 0 | 0 | 0 | 0 | 0 | 0 | 0 | 0 | 0 | 0 | 0 | 0 | 0 | 0 | 0 | 0 | 0 | 0 | L | 10-13 |
| 11/26 | at Bengals | S | 2 | 1 | 1 | 0.0 | 0.0 | 0 | 0 | 0 | 0 | 0 | 0 | 0 | 0 | 0 | 0 | 0 | 0 | 0 | 0 | 0 | 0 | 0 | 0 | W | 16-10 |
| 12/03 | Cardinals | S | 2 | 1 | 1 | 0.0 | 0.0 | 0 | 0 | 0 | 0 | 0 | 0 | 0 | 1 | 1 | 0 | 0 | 0 | 0 | 0 | 0 | 0 | 0 | 0 | L | 10-24 |
| 12/07 | Patriots | S | 1 | 0 | 1 | 0.0 | 0.0 | 0 | 0 | 0 | 0 | 0 | 0 | 0 | 0 | 0 | 0 | 0 | 0 | 0 | 0 | 0 | 0 | 0 | 0 | L | 18-21 |
| 12/16 | at Colts | S | 2 | 1 | 1 | 0.0 | 0.0 | 0 | 0 | 0 | 0 | 0 | 0 | 0 | 0 | 0 | 0 | 0 | 0 | 0 | 0 | 0 | 0 | 0 | 0 | L | 13-30 |
| 12/23 | Bengals | S | 0 | 0 | 0 | 0.0 | 0.0 | 0 | 0 | 0 | 0 | 0 | 0 | 0 | 0 | 0 | 0 | 0 | 0 | 0 | 0 | 0 | 0 | 0 | 0 | W | 34-11 |
| 12/31 | at Seahawks | S | 0 | 0 | 0 | 0.0 | 0.0 | 0 | 0 | 2 | 0 | 0 | 0 | 0 | 0 | 0 | 0 | 0 | 0 | 0 | 0 | 0 | 0 | 0 | 0 | W | 30-23 |
| 01/06 | at Ravens | P | 3 | 1 | 2 | 0.0 | 0.0 | 0 | 0 | 0 | 0 | 0 | 0 | 0 | 0 | 0 | 0 | 0 | 0 | 0 | 0 | 0 | 0 | 0 | 0 | W | 17-10 |
| 2023 TOTALS | | 17-9 | 36 | 16 | 20 | 1.0 | 9.0 | 1 | 9 | 8 | 0 | 0 | 0 | 0 | 2 | 2 | 0 | 0 | 0 | 0 | 0 | 0 | 0 | 0 | 0 | 10-7 | |

2023 GAME-BY-GAME POSTSEASON STATISTICS (STEELERS)

| DATE | OPPONENT | P/S | TACKLES | | | | | | | INTERCEPTIONS | | | | O. FUMB | | | ST | | | | MISC | | SCORE | | | | |
|--------------------|----------|-----|---------|---|---|-----|-----|-----|-----|---------------|----|-----|----|---------|----|----|----|----|-----|----|------|---|-------|----|----|-----|-------|
| | | | TK | S | A | SK | YDS | TFL | YDS | QBH | NO | YDS | LG | TD | PD | FF | FR | TD | YDS | TK | S | A | | FF | FR | S | A |
| 01/15 | at Bills | P | 5 | 1 | 4 | 0.0 | 0.0 | 0 | 0 | 0 | 0 | 0 | 0 | 0 | 0 | 0 | 0 | 0 | 0 | 0 | 0 | 0 | 0 | 0 | 0 | L | 17-31 |
| 2023 TOTALS | | 1-0 | 5 | 1 | 4 | 0.0 | 0.0 | 0 | 0 | 0 | 0 | 0 | 0 | 0 | 0 | 0 | 0 | 0 | 0 | 0 | 0 | 0 | 0 | 0 | 0 | 0-1 | |



BEANIE ^{CB} BISHOP JR.

HEIGHT: 5-10
WEIGHT: 184
COLLEGE: West Virginia
BORN: December 17, 1999

HOW ACQUIRED: UDFA '24
NFL EXPERIENCE: R
BIRTHPLACE: Louisville, KY



PRO CAREER

- ✦ Has yet to make NFL debut

TRANSACTIONS

- ✦ Signed with Pittsburgh as an undrafted free agent on May 9, 2024

PERSONAL

- ✦ Earned Class 6A All-District 3 honors at wide receiver, defensive back and special teams returner
- ✦ Named the Greater Louisville Offensive Player of the Game at the 2017 Best of the Bluegrass All-Star Game
- ✦ As a junior, recorded 38 tackles and made two interceptions
- ✦ Made 24 catches for 697 yards and seven touchdowns
- ✦ 247Sports ranked him as a two-star recruit and as the No. 19 player in Kentucky and the 198th player nationally at his position
- ✦ Son of Shannon Bishop Sr. and Lissa Harrison
- ✦ One of four children
- ✦ Graduated with his bachelor's degree in human resource development at Minnesota in May 2023
- ✦ Cousin Joe Brown played college football at Western Kentucky 34 TDs

COLLEGE

- ✦ Played one season at West Virginia (2023), one season at Minnesota (2022) and four seasons at Western Kentucky (2018-21)
- ✦ Named a Consensus All-American in 2023, 13th player and second cornerback in school history to receive the recognition
- ✦ Led the nation in 2023 with 24 passes defended and 20 pass breakups
- ✦ Ranked second in the FBS with 17 forced incompletions and tied for 19th with four interceptions
- ✦ Started all 13 games at cornerback
- ✦ Named All-Big 12 Conference First Team
- ✦ Chuck Bednarik Award semifinalist
- ✦ Registered 67 tackles (54 solo) and returned four kickoffs (17.3 avg.) and two punts (41.0 avg.), including a 78-yard return for TD vs. North Carolina
- ✦ Recorded seven or more tackles in five games and two or more pass breakups in five games
- ✦ Season-high nine tackles (seven solo) and two pass breakups against TCU
- ✦ Recorded five tackles (four solo) and a season-high five pass breakups against BYU
- ✦ His five pass breakups tied for most in a single-game nationally during the 2023 season
- ✦ Participated in the 2023 East-West Shrine Bowl

BEANIE BISHOP JR.'S NFL REGULAR SEASON DEFENSIVE STATISTICS

| DATE | TEAM | GP | GS | TACKLES | | | | | INTERCEPTIONS | | | | | O. FUMB | | | ST | | | MISC | | | | | | |
|-------------------|----------|----------|----------|----------|----------|----------|----------|----------|---------------|------------|----------|----------|----------|----------|----------|----------|----------|----------|----------|----------|----------|----------|----------|----------|----------|----------|
| | | | | TK | S | A | SK | YDS | TFL | YDS | QBH | NO | YDS | LG | TD | PD | FF | FR | TD | YDS | TK | S | A | FF | FR | S |
| 2024 | Steelers | 1 | 0 | 3 | 3 | 0 | 0 | 0 | 0.0 | 0.0 | 0 | 0 | 0 | 0 | 0 | 0 | 0 | 0 | 0 | 1 | 1 | 0 | 0 | 0 | 0 | 0 |
| NFL TOTALS | | 1 | 0 | 3 | 3 | 0 | 0 | 0 | 0.0 | 0.0 | 0 | 0 | 0 | 0 | 0 | 0 | 0 | 0 | 1 | 1 | 0 | 0 | 0 | 0 | 0 | 0 |

SINGLE-GAME HIGHS: DEFENSIVE

Total Tackles 3 at Atlanta Falcons, Sep 08, 2024

Solo Tackles 3 at Atlanta Falcons, Sep 08, 2024

2024 GAME-BY-GAME REGULAR-SEASON STATISTICS (STEELERS)

| DATE | OPPONENT | P/S | TACKLES | | | | | INTERCEPTIONS | | | | | O. FUMB | | | ST | | | MISC | | | | | | | | | |
|--------------------|------------|------------|----------|----------|----------|------------|------------|---------------|----------|----------|----------|----------|----------|----------|----------|----------|----------|----------|----------|----------|----------|----------|----------|----------|----------|------------|-----|-------|
| | | | TK | S | A | SK | YDS | TFL | YDS | QBH | NO | YDS | LG | TD | PD | FF | FR | TD | YDS | TK | S | A | FF | FR | S | A | W/L | SCORE |
| 09/08 | at Falcons | P | 3 | 3 | 0 | 0.0 | 0.0 | 0 | 0 | 0 | 0 | 0 | 0 | 0 | 0 | 0 | 0 | 0 | 1 | 1 | 0 | 0 | 0 | 0 | 0 | 0 | 0 | 18-10 |
| 2024 TOTALS | | 1-0 | 3 | 3 | 0 | 0.0 | 0.0 | 0 | 0 | 0 | 0 | 0 | 0 | 0 | 0 | 0 | 0 | 0 | 1 | 1 | 0 | 0 | 0 | 0 | 0 | 1-0 | | |

BEANIE BISHOP JR.'S COLLEGE DEFENSIVE STATISTICS

| DATE | TEAM | GP | GS | TACKLES | | | | | INTERCEPTIONS | | | | | O. FUMB | | | ST | | | MISC | | | | | | | | |
|---------------|---------------|-----------|-----------|-----------|-----------|-----------|------------|------------|---------------|------------|----------|----------|-----------|-----------|----------|-----------|----------|----------|----------|----------|----------|----------|----------|----------|----------|----------|----------|---|
| | | | | TK | S | A | TFL | YDS | SK | YDS | QBH | NO | YDS | LG | TD | PD | FF | FR | TD | YDS | TK | S | A | FF | FR | S | A | |
| 2023 | West Virginia | 13 | 13 | 67 | 54 | 13 | 0.5 | 1.0 | 0.0 | 0.0 | 0 | 4 | 86 | 40 | 0 | 20 | 0 | 0 | 0 | 0 | 0 | 0 | 0 | 0 | 0 | 0 | 0 | 0 |
| TOTALS | | 13 | 13 | 67 | 54 | 13 | 0.5 | 1.0 | 0.0 | 0.0 | 0 | 4 | 86 | 40 | 0 | 20 | 0 | 0 | 0 | 0 | 0 | 0 | 0 | 0 | 0 | 0 | 0 | |



CHRIS
BOSWELL

HEIGHT: 6-2
WEIGHT: 185
COLLEGE: Rice
BORN: March 16, 1991

HOW ACQUIRED: FA '15
NFL EXPERIENCE: 10th year
BIRTHPLACE: Fort Worth, TX



PRO CAREER

- ✦ Earned a Pro Bowl selection in 2017
- ✦ Has played in 133 games over his nine-year NFL career (all with the Steelers)
- ✦ One of three current Steelers who have played at least 100 regular-season games for the franchise (Cameron Heyward 194; Chris Boswell 133; T.J. Watt 104)
- ✦ Has made 231-of-265 field goal attempts (87.2%), including 103-of-130 (79.2%) on attempts of 40 yards or longer since joining the Steelers in 2015
- ✦ Totaled 969 career points on 231 field goals and 276 extra-points made
- ✦ Twice Named AFC Special Teams Player of the Month (December 2015, January 2015)
- ✦ Twice Named AFC Special Teams Player of the Week (Week 6, 2015 and Week 13, 2017)
- ✦ Made NFL debut in Week 5 of 2015 (at San Diego)

CAREER HIGHLIGHTS (REGULAR SEASON)

- ✦ His 87.2 field goal percentage ranks second among all NFL kickers with at least 250 field goal attempts since 2015
- ✦ Owns the franchise record in career field goal percentage (231-265, 87.2), min. 200 field goal attempts
- ✦ Ranks second in franchise history with 969 career points
- ✦ Ranks second in franchise history with 231 career field goals made
- ✦ One of three players in team history with at least 200 career field goals
- ✦ Owns the franchise record in single-season field goal percentage (2020, 19-20, 95.0)
- ✦ Owns five of the top 10 marks in single-season field goal percentage (2015, 2017, 2019, 2020 and 2023)
- ✦ Owns the franchise record with 25 consecutive field goals made (2019-20, 25)
- ✦ Ranks fourth in franchise history with 276 career extra-points made
- ✦ Has converted three or more field goals in a game 38 times
- ✦ Has converted four or more field goals in a game 12 times
- ✦ Has made 74-of-80 field goal attempts in his NFL career in the fourth quarter and overtime
- ✦ Ranks third in field goal percentage (92.5%) in the fourth quarter and overtime among all NFL kickers with at least 50 such field goal attempts since 2000
- ✦ Has made 32 of 35 career field goals (91.4%) in the final five minutes of regulation and overtime
- ✦ Ranks fourth in field goal percentage (91.4%) in the final five minutes of regulation and overtime among all NFL kickers with at least 30 such field goal attempts since 2000
- ✦ Has registered a franchise-record 10 career game-winning field goals (last five min. of the fourth quarter or overtime)
- ✦ Has made 17 of 20 career field goals (85.0%) in the final two minutes of regulation and overtime (including playoffs)
- ✦ Has made 30-of-37 field goal attempts in his NFL career from 50+ yards, including 23 of his last 27
- ✦ Made nine straight made field goals of 50+ yards (2019-21), which was tied for the 10th-longest such streak in the NFL since the start of the 1983 season
- ✦ Made at least 20 field goals in eight of his nine seasons in the NFL
- ✦ Owns the longest FG made in Acrisure Stadium with a 59-yarder vs the New York Jets in Week 4 of 2022
- ✦ No kicker made a field goal of at least 50 yards in the first nine seasons of Acrisure Stadium (2001-09) and, prior to Boswell joining the Steelers in 2015, Acrisure Stadium witnessed just four field goals of at least 50 yards
- ✦ Has 23 career field goals of at least 50 yards at Acrisure Stadium
- ✦ His 30 field goals made from 50+ yards are the most in Steelers history (Gary Anderson and Jeff Reed shared the previous franchise record with eight)
- ✦ His 81.0 field goal percentage on field goal attempts of 50+ yards is the best in the NFL since the 1970 AFL-NFL merger (min. 30 field goal attempts of 50 yards)
- ✦ Has now converted on the six longest field goals in franchise history and 11 of the 18 longest
- ✦ Has completed three seasons (2016: 36-36 / 2019: 28-28 / 2022: 18-18) without missing an extra point
- ✦ Set a single-season franchise record for field goals made in 2021 (36)
- ✦ Set a single-season franchise record for points in 2017 (142)
- ✦ One of four players to convert all field goal attempts of 50+ yards in 2017
- ✦ First player to kick three field goals to win three consecutive games (2017), with the clock reading 0:00 at the end of the play since 2004 (Ryan Longwell)
- ✦ Tied franchise regular-season single game record for most field goals made (six, Week 16 of 2016 at Cincinnati)
- ✦ Set franchise regular-season record in 2015 for most field goals made by a rookie/first-year player with 29
- ✦ Set franchise regular-season record in 2015 for most points (113) by a rookie/first-year player
- ✦ His 90.6 single-season field goal percentage in 2015 ranked first among rookie/first-year players in franchise history (min. 10 attempts)

CAREER HIGHLIGHTS (POSTSEASON)

- ✦ Has played in nine postseason games over his eight-year NFL career (all with the Steelers)
- ✦ Totaled 68 career points on 17 field goals and 17 extra-points made
- ✦ Registered a touchback on 23 of his 44 career postseason kickoffs (52.3%)
- ✦ Has converted 17 of 17 postseason field goal attempts in his career (100.0%)
- ✦ Has made 17 postseason field goals, which ranks first in franchise history
- ✦ Became the first player in NFL postseason history to convert each of his first 15 field goal attempts during the 2016 postseason
- ✦ Extended his NFL playoff record for consecutive field goals made to begin a postseason career to 17 with a 40-yard field goal at Buffalo in the Super Wild Card round of 2023 playoffs
- ✦ Scored 68 career postseason points, which ranks sixth in franchise history
- ✦ Has attempted 17 postseason field goals, which is the fourth-most in franchise history.
- ✦ Set the NFL and Steelers' record for most field goals made in a single postseason game (6, AFC Divisional Playoff 1/15 at Kansas City) during the 2016 postseason
- ✦ Set the team record for most field goals made (eight) in a single postseason in team history during the 2016 postseason

2023 (STEELERS)

- ✦ Played in 17 games
- ✦ Converted 29 of 31 field goals and 27 of 28 extra points
- ✦ His 93.5 field goal percentage was sixth-highest in the NFL among all kickers with at least 30 field goal attempts
- ✦ Converted six field goals of 50+ yards
- ✦ His six field goals of 50+ yards were tied for the 10th-most in the NFL
- ✦ His 85.7 percentage on field goals of 50+ yards was sixth-highest in the NFL among all kickers with at least seven field goal attempts of 50+ yards
- ✦ His two misses on the season came from 45 and 61 yards

2022 (STEELERS)

- ✦ Played in 12 games (spent Weeks 8 through 13 on the Reserve/Injured List)
- ✦ Converted 20 of 28 field goals and 18 of 18 extra points
- ✦ Converted seven field goals of 50-plus yards
- ✦ Broke his own record for the longest field goal made at Acrisure Stadium, converting a 59-yarder in Week 4 vs. the New York Jets
- ✦ Recorded his third season without missing an extra point after going 18 for 18
- ✦ Won the game for the Steelers in overtime in Week 1 at Cincinnati by making a 53-yard field goal with no time left on the clock

2021 (STEELERS)

- ✦ Played in all 17-regular season games
- ✦ Converted 36 of 40 field goals and 27 of 29 extra points
- ✦ Converted three or more field goals in a single game eight times
- ✦ Broke his own record for the longest field goal made at Acrisure Stadium, converting a 56-yarder in the Steelers home opener vs Las Vegas in Week 2
- ✦ Broke his own single-season franchise record for field goals made with 36
- ✦ First player in NFL history to make two 50+ yard field goals, make a game-winning field goal and recover an opponent's fumble all in the same game (Week 9 vs. Chicago)
- ✦ Notched his 100th career game in Week 14 (at Minnesota)

2020 (STEELERS)

- ✦ Saw action in all 16 games during the regular season and the AFC Divisional Playoff game vs. Cleveland
- ✦ Converted 19 of 20 field goals for a career-high 95.0 field goal percentage – the highest single season field goal percentage in franchise history
- ✦ Made a franchise record 25 consecutive field goals, which was the longest active streak in the NFL when it ended in Week 11 of 2020 at Jacksonville

2019 (STEELERS)

- ✦ Saw action in 16 games
- ✦ Converted 29 of 31 field goals for a career-high 93.5 field goal percentage – the second-highest single season field goal percentage in franchise history
- ✦ Became the sixth player in team history with at least 100 field goals made

2018 (STEELERS)

- ✦ Saw action in 15 games
- ✦ Converted 13 of 20 field goals and added a career-high 43 extra points, which marked the eighth-most in a season in team history
- ✦ Converted seven extra points – tied for the second-most in a single game in team history

2017 (STEELERS)

- ✦ Saw action in all 16 games during the regular season and the AFC Divisional Playoff game vs. Jacksonville
- ✦ Set single-season franchise records for field goals made (35) and points (142)
- ✦ Finished tied for fourth in the NFL in points and tied for fifth in field goals made
- ✦ Converted all field goal attempts of 50+ yards
- ✦ Recorded four game-winning field goals (field goals within one minute of regulation or overtime)
- ✦ Kicked three field goals to win games with the clock reading 0:00 at the end of the play, tying the most in single-season history since the merger in 1970
- ✦ Broke a tie with Mike Clark (1964-67: 57) for the sole possession of the eighth-most field goals made in franchise history on his 29-yard field goal in the first quarter vs. Jacksonville in Week 5
- ✦ Surpassed Lou Michaels (62) for the seventh-most field goals made in franchise history vs. Cincinnati in Week 7
- ✦ Converted five field goal attempts, (22-, 24-, 41-, 49- and 25-yards), tying as the fourth-most in a single-game in franchise history and the second-most in his NFL career (6, Dec. 18, 2016 at Cincinnati) vs. Cincinnati in Week 7
- ✦ Named AFC Special Teams Player of the Week in Week 13 at Cincinnati when he converted each of his three field goal attempts, 30-, 37- and 38-yards
- ✦ His 38-yard game-winning field goal was the fourth game-winning kick in his regular-season career (within one minute of regulation or overtime)

2016 (STEELERS)

- ✦ Played in 15 games during the regular season (inactive due to an abdominal injury 12/4 vs. N.Y. Giants) and in all three postseason contests
- ✦ Connected on a single-season career-high 11 made field goals from 40-49 yards during the regular season
- ✦ Perfect 36-of-36 on PATs during the regular season
- ✦ Totaled a single-season career-high 49 touchbacks in the regular season
- ✦ Connected on eight-of-eight on FGs during the postseason, setting a franchise record for most field goals made in a single postseason in franchise history
- ✦ Set the franchise record for most field goals made from 40 yards or longer in a single game (five) in Week 15 at Cincinnati
- ✦ His five made field goals from 40 yards or longer are tied for the most in a single game in NFL history (Mason Crosby, 11/22/15) since 1960
- ✦ Set the NFL and Steelers' record for most field goals made in a single postseason game (six) at Kansas City in the AFC Divisional Playoff
- ✦ First Steeler to record multiple games with at least four made field goals during the postseason

2015 (STEELERS)

- ✦ Saw action in 12 games during the regular season and in both postseason contests after being signed on October 3
- ✦ His 29 made field goals during the regular season are tied for the sixth-most field goals made in a single regular season in team history
- ✦ His 90.6% field goal accuracy is tied for sixth on the team's all-time single regular season field goal percentage list
- ✦ Seventh kicker in team history to record 110 points in a single season
- ✦ Second player in team history (Gary Anderson, 1989) to record multiple games with at least three made field goals in a single postseason
- ✦ Made all four of his field goal attempts (47, 48, 51 and 28) vs. Arizona in Week 6 and was named AFC Special Teams Player of the Week
- ✦ Connected on a game-winning 18-yarder – first of his career – with two seconds remaining in the game vs. Oakland in Week 9
- ✦ Totaled at least 10 points in six straight games, tying a franchise record held by Gary Anderson (1985)
- ✦ Kicked a game-winning 35-yarder with 14 seconds remaining in the AFC Wild Card Game at Cincinnati and set the record for the most field goals made by a rookie/first-year player in a playoff game
- ✦ Ninth rookie/first-year kicker in NFL history to reach 20 points in a single postseason
- ✦ His seven field goals made in a single postseason were the second-most in NFL history by a rookie/first-year player

2014 (TEXANS)

- ✦ Spent one week (Week 3) on the Texans' practice squad

TRANSACTIONS

- ✦ Signed a four-year contract extension with Pittsburgh on Aug. 1, 2022
- ✦ Signed a four-year contract extension with Pittsburgh on Aug. 23, 2018
- ✦ Signed a one-year contract with Pittsburgh on March 12, 2018
- ✦ Signed a one-year reserve/future contract with Pittsburgh on Feb. 2, 2017
- ✦ Signed a two-year contract with the Steelers on October 3, 2015
- ✦ Released by the N.Y. Giants on September 5, 2015
- ✦ Signed by the Giants on September 2, 2015
- ✦ Released by the Giants on August 16, 2015
- ✦ Signed by the Giants on January 7, 2015
- ✦ Released from the Houston Texans' practice squad on September 30, 2014
- ✦ Added to the Texans' practice squad on September 24, 2014
- ✦ Released by the Texans on August 30, 2014
- ✦ Originally signed with the Texans as an undrafted rookie agent on May 16, 2014

PERSONAL

- ✦ Attended Fossil Ridge High School (Forth Worth, Texas)
- ✦ Four-time, All-District 5-5A selection
- ✦ Converted on 39-of-43 field goals in his career and was perfect on 172 career PAT attempts
- ✦ Named AP All-State first team and to the Texas Sportswriters Association Class 5A All-State second team as a senior
- ✦ Selected to play in the 2009 US Army All-American Bowl in San Antonio
- ✦ Also played baseball and soccer
- ✦ Son of Rick and Dawn Boswell
- ✦ Full name: Christopher Lynn Boswell

COLLEGE

- ✦ Saw action in 51 games for Rice (2010-13), both as a kicker and punter
- ✦ Finished his career 65-of-88 on field goals and 164-172 on PATs for a total of 359 points
- ✦ His 65 field goals and 164 PATs were both school records when his career ended
- ✦ His 65 career field goals were also the third-most in Conference USA history when his career ended
- ✦ Added 16 punts for 647 yards (40.4 avg.)
- ✦ Selected to play in the Senior Bowl following the 2013 season
- ✦ Named Conference USA Special Teams Player of the Week three times
- ✦ Set then school single-season records for field goals (23) and points (114) in 2012
- ✦ Named First-Team All-Conference USA by Rivals.com, second team by Phil Steele and was an honorable mention selection by Conference USA coaches in 2011
- ✦ Earned All-Freshman honors from league coaches in 2010
- ✦ Majored in kinesiology

REGULAR SEASON COMPARISON: KICKING - DENVER BRONCOS

| DATE | OPP | W/L | GP/GS | FGM | FGA | PCT | LONG | XPM | XPA | PTS | 1-19 | 20-29 | 30-39 | 40-49 | 50+ | KO | TB |
|---------------|-------------|-----|-------|-----|-----|-------|------|-----|-----|-----|------|-------|-------|-------|-----|----|----|
| 12/20/15 | PIT vs. DEN | W | P | 2 | 2 | 100% | 41 | 4 | 4 | 10 | 0-0 | 0-0 | 0-0 | 1-1 | 0-0 | 7 | 3 |
| 11/25/18 | PIT @ DEN | L | P | 1 | 2 | 50% | 41 | 2 | 2 | 5 | 0-0 | 0-0 | 0-0 | 0-1 | 0-0 | 3 | 3 |
| 9/20/20 | PIT vs. DEN | W | P | 1 | 1 | 100% | 21 | 3 | 3 | 6 | 0-0 | 1-1 | 0-0 | 0-0 | 0-0 | 5 | 2 |
| 10/10/21 | PIT vs. DEN | W | P | 2 | 2 | 100% | 48 | 3 | 3 | 9 | 0-0 | 0-0 | 0-0 | 1-1 | 0-0 | 6 | 4 |
| TOTALS | | 3/1 | 4/0 | 6 | 7 | 85.7% | 48 | 12 | 12 | 30 | 0-0 | 1-1 | 0-0 | 2-3 | 0-0 | 21 | 12 |

POSTSEASON COMPARISON: KICKING - DENVER BRONCOS

| DATE | OPP | W/L | GP/GS | FGM | FGA | PCT | LONG | XPM | XPA | PTS | 1-19 | 20-29 | 30-39 | 40-49 | 50+ | KO | TB |
|---------------|-----------|-----|-------|-----|-----|------|------|-----|-----|-----|------|-------|-------|-------|-----|----|----|
| 1/17/16 | PIT @ DEN | L | P | 3 | 3 | 100% | 47 | 1 | 1 | 10 | 0-0 | 0-0 | 0-0 | 1-1 | 0-0 | 5 | 4 |
| TOTALS | | 0/1 | 1/0 | 3 | 3 | 100% | 47 | 1 | 1 | 10 | 0-0 | 0-0 | 0-0 | 1-1 | 0-0 | 5 | 4 |

CHRIS BOSWELL'S NFL REGULAR SEASON KICKING STATISTICS

| DATE | TEAM | GP | FGM | FGA | PCT. | LG | XP | XPA | PCT. | BLK | PTS |
|-------------------|----------|------------|------------|------------|-------------|-----------|------------|------------|-------------|----------|------------|
| 2015 | Steelers | 12 | 29 | 32 | 90.6 | 51 | 26 | 27 | 96.3 | 0 | 113 |
| 2016 | Steelers | 15 | 21 | 25 | 84.0 | 49 | 36 | 36 | 100.0 | 1 | 99 |
| 2017 | Steelers | 16 | 35 | 38 | 92.1 | 53 | 37 | 39 | 94.9 | 1 | 142 |
| 2018 | Steelers | 15 | 13 | 20 | 65.0 | 50 | 43 | 48 | 89.6 | 1 | 82 |
| 2019 | Steelers | 16 | 29 | 31 | 93.5 | 51 | 28 | 28 | 100.0 | 0 | 115 |
| 2020 | Steelers | 13 | 19 | 20 | 95.0 | 59 | 34 | 38 | 89.5 | 0 | 91 |
| 2021 | Steelers | 17 | 36 | 40 | 90.0 | 56 | 27 | 29 | 93.1 | 0 | 135 |
| 2022 | Steelers | 12 | 20 | 28 | 71.4 | 59 | 18 | 18 | 100.0 | 1 | 78 |
| 2023 | Steelers | 17 | 29 | 31 | 93.5 | 57 | 27 | 28 | 96.4 | 0 | 114 |
| 2024 | Steelers | 1 | 6 | 6 | 100.0 | 57 | 0 | 0 | 0.0 | 0 | 18 |
| NFL TOTALS | | 134 | 237 | 271 | 87.5 | 59 | 276 | 291 | 94.8 | 4 | 987 |

CHRIS BOSWELL'S NFL POSTSEASON KICKING STATISTICS

| DATE | TEAM | GP | FGM | FGA | PCT. | LG | XP | XPA | PCT. | BLK | PTS |
|-------------------|----------|----------|-----------|-----------|--------------|-----------|-----------|-----------|-------------|----------|-----------|
| 2015 | Steelers | 2 | 7 | 7 | 100.0 | 47 | 1 | 1 | 100.0 | 0 | 22 |
| 2016 | Steelers | 3 | 8 | 8 | 100.0 | 45 | 3 | 5 | 60.0 | 0 | 27 |
| 2017 | Steelers | 1 | 0 | 0 | 0.0 | 0 | 6 | 6 | 100.0 | 0 | 6 |
| 2020 | Steelers | 1 | 1 | 1 | 100.0 | 49 | 2 | 2 | 100.0 | 0 | 5 |
| 2021 | Steelers | 1 | 0 | 0 | 0.0 | 0 | 3 | 3 | 100.0 | 0 | 3 |
| 2023 | Steelers | 1 | 1 | 1 | 100.0 | 40 | 2 | 2 | 100.0 | 0 | 5 |
| NFL TOTALS | | 9 | 17 | 17 | 100.0 | 49 | 17 | 19 | 89.5 | 0 | 68 |

CHRIS BOSWELL'S NFL REGULAR SEASON FIELD-GOAL ACCURACY STATISTICS

| DATE | TEAM | 1-19 | PCT. | 20-29 | PCT. | 30-39 | PCT. | 40-49 | PCT. | 50+ | PCT. |
|-------------------|----------|------------|--------------|--------------|--------------|--------------|-------------|--------------|-------------|--------------|-------------|
| 2015 | Steelers | 1-1 | 100.0 | 9-9 | 100.0 | 8-8 | 100.0 | 9-12 | 75.0 | 2-2 | 100.0 |
| 2016 | Steelers | 0-0 | 0.0 | 2-2 | 100.0 | 8-9 | 88.9 | 11-12 | 91.7 | 0-2 | 0.0 |
| 2017 | Steelers | 0-0 | 0.0 | 10-10 | 100.0 | 12-14 | 85.7 | 9-10 | 90.0 | 4-4 | 100.0 |
| 2018 | Steelers | 0-0 | 0.0 | 3-3 | 100.0 | 4-6 | 66.7 | 5-10 | 50.0 | 1-1 | 100.0 |
| 2019 | Steelers | 1-1 | 100.0 | 11-11 | 100.0 | 7-7 | 100.0 | 9-10 | 90.0 | 1-2 | 50.0 |
| 2020 | Steelers | 0-0 | 0.0 | 5-5 | 100.0 | 6-6 | 100.0 | 7-8 | 87.5 | 1-1 | 100.0 |
| 2021 | Steelers | 0-0 | 0.0 | 9-9 | 100.0 | 8-9 | 88.9 | 11-13 | 84.6 | 8-9 | 88.9 |
| 2022 | Steelers | 0-0 | 0.0 | 4-4 | 100.0 | 4-5 | 80.0 | 5-10 | 50.0 | 7-9 | 77.8 |
| 2023 | Steelers | 0-0 | 0.0 | 9-9 | 100.0 | 7-7 | 100.0 | 7-8 | 87.5 | 6-7 | 85.7 |
| 2024 | Steelers | 0-0 | 0.0 | 1-1 | 100.0 | 0-0 | 0.0 | 2-2 | 100.0 | 3-3 | 100.0 |
| NFL TOTALS | | 2-2 | 100.0 | 63-63 | 100.0 | 64-71 | 90.1 | 75-95 | 78.9 | 33-40 | 82.5 |

CHRIS BOSWELL'S NFL POSTSEASON FIELD-GOAL ACCURACY STATISTICS

| DATE | TEAM | 1-19 | PCT. | 20-29 | PCT. | 30-39 | PCT. | 40-49 | PCT. | 50+ | PCT. |
|-------------------|----------|------------|------------|------------|--------------|------------|--------------|------------|--------------|------------|------------|
| 2015 | Steelers | 0-0 | 0.0 | 1-1 | 100.0 | 4-4 | 100.0 | 2-2 | 100.0 | 0-0 | 0.0 |
| 2016 | Steelers | 0-0 | 0.0 | 2-2 | 100.0 | 3-3 | 100.0 | 3-3 | 100.0 | 0-0 | 0.0 |
| 2017 | Steelers | 0-0 | 0.0 | 0-0 | 0.0 | 0-0 | 0.0 | 0-0 | 0.0 | 0-0 | 0.0 |
| 2020 | Steelers | 0-0 | 0.0 | 0-0 | 0.0 | 0-0 | 0.0 | 1-1 | 100.0 | 0-0 | 0.0 |
| 2021 | Steelers | 0-0 | 0.0 | 0-0 | 0.0 | 0-0 | 0.0 | 0-0 | 0.0 | 0-0 | 0.0 |
| 2023 | Steelers | 0-0 | 0.0 | 0-0 | 0.0 | 0-0 | 0.0 | 1-1 | 100.0 | 0-0 | 0.0 |
| NFL TOTALS | | 0-0 | 0.0 | 3-3 | 100.0 | 7-7 | 100.0 | 7-7 | 100.0 | 0-0 | 0.0 |

SINGLE-GAME HIGHS: KICKER

| | | | |
|-----------------------------|---|--------------------------------|--|
| Field Goals Made | 6 at Atlanta Falcons, Sep 08, 2024 6 at Cincinnati Bengals, Dec 18, 2016 | Points | 18 at Atlanta Falcons, Sep 08, 2024 18 at Cincinnati Bengals, Dec 18, 2016 |
| Field Goal Attempts | 6 at Atlanta Falcons, Sep 08, 2024 6 at Cincinnati Bengals, Dec 18, 2016 | Special Teams Tackles | 1 vs. Baltimore Ravens, Oct 06, 2019 1 vs. Cleveland Browns, Oct 28, 2018 ...5 more at 1. |
| Longest Field Goals Made | 59 vs. New York Jets, Oct 02, 2022 59 at Dallas Cowboys, Nov 08, 2020 | Kickoff Average | 68.0 vs. Kansas City Chiefs, Oct 02, 2016 67.4 vs. Minnesota Vikings, Sep 17, 2017 ...1 more at 67.4. |
| Longest Field Goal Attempts | 61 vs. Jacksonville Jaguars, Oct 29, 2023 59 vs. New York Jets, Oct 02, 2022 ...1 more at 59. | Extra Point Attempt Percentage | 100.0 vs. Cleveland Browns, Oct 18, 2020 100.0 vs. Philadelphia Eagles, Oct 11, 2020 ...3 more at 100.0. |
| PATs Made | 7 vs. Carolina Panthers, Nov 08, 2018 5 vs. Cleveland Browns, Oct 18, 2020 ...4 more at 5. | Field Goal Percentage | 100.0 at Atlanta Falcons, Sep 08, 2024 100.0 vs. Cleveland Browns, Jan 03, 2022 ...8 more at 100.0. |
| PAT Attempts | 7 vs. Carolina Panthers, Nov 08, 2018 6 vs. Atlanta Falcons, Oct 07, 2018 | Touchbacks | 6 vs. Cincinnati Bengals, Dec 23, 2023 6 at Las Vegas Raiders, Sep 24, 2023 ...6 more at 6. |

SINGLE-GAME HIGHS - POSTSEASON: KICKER

| | |
|--|---|
| <p>Field Goals Made</p> <p>6 at Kansas City Chiefs, Jan 15, 2017 4 at Cincinnati Bengals, Jan 09, 2016 3 at Denver Broncos, Jan 17, 2016 1 at Buffalo Bills, Jan 15, 2024 1 vs. Cleveland Browns, Jan 10, 2021 ...2 more at 1.</p> <p>Field Goal Attempts</p> <p>6 at Kansas City Chiefs, Jan 15, 2017 4 at Cincinnati Bengals, Jan 09, 2016 3 at Denver Broncos, Jan 17, 2016 1 at Buffalo Bills, Jan 15, 2024 1 vs. Cleveland Browns, Jan 10, 2021 ...2 more at 1.</p> <p>Longest Field Goals Made</p> <p>49 vs. Cleveland Browns, Jan 10, 2021 47 at Denver Broncos, Jan 17, 2016 45 at Kansas City Chiefs, Jan 15, 2017 40 at Buffalo Bills, Jan 15, 2024 39 at Cincinnati Bengals, Jan 09, 2016</p> <p>Longest Field Goal Attempts</p> <p>49 vs. Cleveland Browns, Jan 10, 2021 47 at Denver Broncos, Jan 17, 2016 45 at Kansas City Chiefs, Jan 15, 2017 43 at Kansas City Chiefs, Jan 15, 2017 43 at Kansas City Chiefs, Jan 15, 2017 ...1 more at 43.</p> <p>PATs Made</p> <p>6 vs. Jacksonville Jaguars, Jan 14, 2018 3 at Kansas City Chiefs, Jan 16, 2022 3 vs. Miami Dolphins, Jan 08, 2017 2 at Buffalo Bills, Jan 15, 2024 2 vs. Cleveland Browns, Jan 10, 2021</p> <p>PAT Attempts</p> <p>6 vs. Jacksonville Jaguars, Jan 14, 2018 4 vs. Miami Dolphins, Jan 08, 2017 3 at Kansas City Chiefs, Jan 16, 2022 2 at Buffalo Bills, Jan 15, 2024 2 vs. Cleveland Browns, Jan 10, 2021</p> | <p>Points</p> <p>18 at Kansas City Chiefs, Jan 15, 2017 12 at Cincinnati Bengals, Jan 09, 2016 10 at Denver Broncos, Jan 17, 2016 6 vs. Jacksonville Jaguars, Jan 14, 2018 6 vs. Miami Dolphins, Jan 08, 2017</p> <p>Kickoff Average</p> <p>66.3 at Cincinnati Bengals, Jan 09, 2016 62.0 at Kansas City Chiefs, Jan 15, 2017 60.2 vs. Miami Dolphins, Jan 08, 2017 57.2 at Denver Broncos, Jan 17, 2016 54.2 vs. Cleveland Browns, Jan 10, 2021</p> <p>Extra Point Attempt Percentage 100.0 vs. Jacksonville Jaguars, Jan 14, 2018</p> <p>Field Goal Percentage 100.0 at Kansas City Chiefs, Jan 15, 2017 100.0 at Cincinnati Bengals, Jan 09, 2016</p> <p>Touchbacks</p> <p>4 at Denver Broncos, Jan 17, 2016 4 at Cincinnati Bengals, Jan 09, 2016 3 at Buffalo Bills, Jan 15, 2024 3 vs. Jacksonville Jaguars, Jan 14, 2018 2 vs. Cleveland Browns, Jan 10, 2021 ...3 more at 2.</p> |
|--|---|

2024 GAME-BY-GAME REGULAR-SEASON STATISTICS (STEELERS)

| DATE | OPPONENT | P | FIELD GOALS | | | | EXTRA POINTS | | | | PTS | W/L | SCORE |
|--------------------|------------|---|-------------|-----|-------|----|--------------|-----|-----|-----|-----|-----|-------|
| | | | FGM | FGA | PCT | LG | XP | XPA | PCT | BLK | | | |
| 09/08 | at Falcons | P | 6 | 6 | 100.0 | 57 | 0 | 0 | 0.0 | 0 | 18 | W | 18-10 |
| 2024 TOTALS | | 1 | 6 | 6 | 100.0 | 57 | 0 | 0 | 0.0 | 0 | 18 | 1-0 | |

2023 GAME-BY-GAME REGULAR-SEASON STATISTICS (STEELERS)

| DATE | OPPONENT | P | FIELD GOALS | | | | EXTRA POINTS | | | | PTS | W/L | SCORE |
|--------------------|-------------|----|-------------|-----|-------|----|--------------|-----|-------|-----|-----|------|-------|
| | | | FGM | FGA | PCT | LG | XP | XPA | PCT | BLK | | | |
| 09/10 | 49ers | P | 0 | 0 | 0.0 | 0 | 1 | 1 | 100.0 | 0 | 1 | L | 7-30 |
| 09/18 | Browns | P | 2 | 2 | 100.0 | 52 | 2 | 2 | 100.0 | 0 | 8 | W | 26-22 |
| 09/24 | at Raiders | P | 3 | 3 | 100.0 | 57 | 2 | 2 | 100.0 | 0 | 11 | W | 23-18 |
| 10/01 | at Texans | P | 2 | 2 | 100.0 | 35 | 0 | 0 | 0.0 | 0 | 6 | L | 6-30 |
| 10/08 | Ravens | P | 3 | 3 | 100.0 | 43 | 0 | 0 | 0.0 | 0 | 9 | W | 17-10 |
| 10/22 | at Rams | P | 1 | 1 | 100.0 | 53 | 3 | 3 | 100.0 | 0 | 6 | W | 24-17 |
| 10/29 | Jaguars | P | 1 | 2 | 50.0 | 22 | 1 | 1 | 100.0 | 0 | 4 | L | 10-20 |
| 11/02 | Titans | P | 2 | 2 | 100.0 | 30 | 2 | 2 | 100.0 | 0 | 8 | W | 20-16 |
| 11/12 | Packers | P | 3 | 3 | 100.0 | 49 | 2 | 2 | 100.0 | 0 | 11 | W | 23-19 |
| 11/19 | at Browns | P | 1 | 1 | 100.0 | 28 | 1 | 1 | 100.0 | 0 | 4 | L | 10-13 |
| 11/26 | at Bengals | P | 3 | 3 | 100.0 | 41 | 1 | 1 | 100.0 | 0 | 10 | W | 16-10 |
| 12/03 | Cardinals | P | 1 | 2 | 50.0 | 29 | 1 | 1 | 100.0 | 0 | 4 | L | 10-24 |
| 12/07 | Patriots | P | 0 | 1 | 100.0 | 56 | 1 | 1 | 100.0 | 0 | 4 | L | 18-21 |
| 12/16 | at Colts | P | 0 | 0 | 0.0 | 0 | 1 | 2 | 50.0 | 0 | 1 | L | 13-30 |
| 12/23 | Bengals | P | 2 | 2 | 100.0 | 50 | 4 | 4 | 100.0 | 0 | 10 | W | 34-11 |
| 12/31 | at Seahawks | P | 3 | 3 | 100.0 | 39 | 3 | 3 | 100.0 | 0 | 12 | W | 30-23 |
| 01/06 | at Ravens | P | 1 | 1 | 100.0 | 25 | 2 | 2 | 100.0 | 0 | 5 | W | 17-10 |
| 2023 TOTALS | | 17 | 29 | 31 | 93.5 | 57 | 27 | 28 | 96.4 | 0 | 114 | 10-7 | |

2022 GAME-BY-GAME REGULAR-SEASON STATISTICS (STEELERS)

| DATE | OPPONENT | P | FIELD GOALS | | | | EXTRA POINTS | | | | PTS | W/L | SCORE |
|--------------------|-------------|-----------|-------------|-----------|-------------|-----------|--------------|-----------|--------------|----------|-----------|------------|--------|
| | | | FGM | FGA | PCT | LG | XP | XPA | PCT | BLK | | | |
| 09/11 | at Bengals | P | 3 | 4 | 75.0 | 53 | 2 | 2 | 100.0 | 0 | 11 | W | 23-20+ |
| 09/18 | Patriots | P | 2 | 2 | 100.0 | 52 | 0 | 0 | 0.0 | 0 | 6 | L | 14-17 |
| 09/22 | at Browns | P | 1 | 2 | 50.0 | 34 | 2 | 2 | 100.0 | 0 | 5 | L | 17-29 |
| 10/02 | Jets | P | 2 | 2 | 100.0 | 59 | 2 | 2 | 100.0 | 0 | 8 | L | 20-24 |
| 10/09 | at Bills | P | 1 | 3 | 33.3 | 29 | 0 | 0 | 0.0 | 0 | 3 | L | 3-38 |
| 10/16 | Buccaneers | P | 2 | 2 | 100.0 | 55 | 2 | 2 | 100.0 | 0 | 8 | W | 20-18 |
| 10/23 | at Dolphins | P | 1 | 1 | 100.0 | 45 | 1 | 1 | 100.0 | 0 | 4 | L | 10-16 |
| 10/30 | at Eagles | | | | | | | | | | | L | 13-35 |
| 11/13 | Saints | | | | | | | | | | | W | 20-10 |
| 11/20 | Bengals | | | | | | | | | | | L | 30-37 |
| 11/28 | at Colts | | | | | | | | | | | W | 24-17 |
| 12/04 | at Falcons | | | | | | | | | | | W | 19-16 |
| 12/11 | Ravens | P | 0 | 1 | 0.0 | 0 | 2 | 2 | 100.0 | 0 | 2 | L | 14-16 |
| 12/18 | at Panthers | P | 1 | 1 | 100.0 | 50 | 3 | 3 | 100.0 | 0 | 6 | W | 24-16 |
| 12/24 | Raiders | P | 2 | 4 | 50.0 | 44 | 1 | 1 | 100.0 | 0 | 7 | W | 13-10 |
| 01/01 | at Ravens | P | 3 | 4 | 75.0 | 51 | 1 | 1 | 100.0 | 0 | 10 | W | 16-13 |
| 01/08 | Browns | P | 2 | 2 | 100.0 | 49 | 2 | 2 | 100.0 | 0 | 8 | W | 28-14 |
| 2022 TOTALS | | 12 | 20 | 28 | 71.4 | 59 | 18 | 18 | 100.0 | 0 | 78 | 9-8 | |

+ - Overtime

2021 GAME-BY-GAME REGULAR-SEASON STATISTICS (STEELERS)

| DATE | OPPONENT | P | FIELD GOALS | | | | EXTRA POINTS | | | | PTS | W/L/T | SCORE |
|--------------------|-------------|-----------|-------------|-----------|-------------|-----------|--------------|-----------|-------------|----------|------------|--------------|--------|
| | | | FGM | FGA | PCT | LG | XP | XPA | PCT | BLK | | | |
| 09/12 | at Bills | P | 3 | 3 | 100.0 | 45 | 2 | 2 | 100.0 | 0 | 11 | W | 23-16 |
| 09/19 | Raiders | P | 1 | 1 | 100.0 | 56 | 2 | 2 | 100.0 | 0 | 5 | L | 17-26 |
| 09/26 | Bengals | P | 1 | 2 | 50.0 | 26 | 1 | 1 | 100.0 | 0 | 4 | L | 10-24 |
| 10/03 | at Packers | P | 1 | 1 | 100.0 | 52 | 2 | 2 | 100.0 | 0 | 5 | L | 17-27 |
| 10/10 | Broncos | P | 2 | 2 | 100.0 | 48 | 3 | 3 | 100.0 | 0 | 9 | W | 27-19 |
| 10/17 | Seahawks | P | 3 | 3 | 100.0 | 52 | 2 | 2 | 100.0 | 0 | 11 | W | 23-20+ |
| 10/31 | at Browns | P | 1 | 1 | 100.0 | 31 | 0 | 0 | 0.0 | 0 | 3 | W | 15-10 |
| 11/08 | Bears | P | 3 | 3 | 100.0 | 54 | 2 | 3 | 66.7 | 0 | 11 | W | 29-27 |
| 11/14 | Lions | P | 3 | 3 | 100.0 | 51 | 1 | 1 | 100.0 | 0 | 10 | T | 16-16 |
| 11/21 | at Chargers | P | 3 | 3 | 100.0 | 45 | 4 | 4 | 100.0 | 0 | 13 | L | 37-41 |
| 11/28 | at Bengals | P | 1 | 1 | 100.0 | 40 | 1 | 1 | 100.0 | 0 | 4 | L | 10-41 |
| 12/05 | Ravens | P | 2 | 2 | 100.0 | 53 | 0 | 1 | 0.0 | 0 | 6 | W | 20-19 |
| 12/09 | at Vikings | P | 0 | 1 | 0.0 | 0 | 2 | 2 | 100.0 | 0 | 2 | L | 28-36 |
| 12/19 | Titans | P | 4 | 5 | 80.0 | 48 | 1 | 1 | 100.0 | 0 | 13 | W | 19-13 |
| 12/26 | at Chiefs | P | 1 | 2 | 50.0 | 34 | 1 | 1 | 100.0 | 0 | 4 | L | 10-36 |
| 01/03 | Browns | P | 4 | 4 | 100.0 | 50 | 2 | 2 | 100.0 | 0 | 14 | W | 26-14 |
| 01/09 | at Ravens | P | 3 | 3 | 100.0 | 40 | 1 | 1 | 100.0 | 0 | 10 | W | 16-13+ |
| 2021 TOTALS | | 17 | 36 | 40 | 90.0 | 56 | 27 | 29 | 93.1 | 0 | 135 | 9-7-1 | |

+ - Overtime

2020 GAME-BY-GAME REGULAR-SEASON STATISTICS (STEELERS)

| DATE | OPPONENT | P | FIELD GOALS | | | | EXTRA POINTS | | | | PTS | W/L | SCORE |
|--------------------|---------------|-----------|-------------|-----------|-------------|-----------|--------------|-----------|-------------|----------|-----------|-------------|-------|
| | | | FGM | FGA | PCT | LG | XP | XPA | PCT | BLK | | | |
| 09/14 | at Giants | P | 2 | 2 | 100.0 | 41 | 2 | 3 | 66.7 | 0 | 8 | W | 26-16 |
| 09/20 | Broncos | P | 1 | 1 | 100.0 | 21 | 3 | 3 | 100.0 | 0 | 6 | W | 26-21 |
| 09/27 | Texans | P | 2 | 2 | 100.0 | 33 | 2 | 2 | 100.0 | 0 | 8 | W | 28-21 |
| 10/11 | Eagles | P | 1 | 1 | 100.0 | 41 | 5 | 5 | 100.0 | 0 | 8 | W | 38-29 |
| 10/18 | Browns | P | 1 | 1 | 100.0 | 35 | 5 | 5 | 100.0 | 0 | 8 | W | 38-7 |
| 10/25 | at Titans | P | 2 | 2 | 100.0 | 38 | 3 | 3 | 100.0 | 0 | 9 | W | 27-24 |
| 11/01 | at Ravens | P | 0 | 0 | 0.0 | 0 | 4 | 4 | 100.0 | 0 | 4 | W | 28-24 |
| 11/08 | at Cowboys | P | 2 | 2 | 100.0 | 59 | 0 | 2 | 0.0 | 1 | 6 | W | 24-19 |
| 11/15 | Bengals | P | 3 | 3 | 100.0 | 45 | 3 | 3 | 100.0 | 0 | 12 | W | 36-10 |
| 11/22 | at Jaguars | P | 2 | 3 | 66.7 | 47 | 3 | 3 | 100.0 | 0 | 9 | W | 27-3 |
| 12/02 | Ravens | P | 2 | 2 | 100.0 | 27 | 1 | 2 | 50.0 | 0 | 7 | W | 19-14 |
| 12/07 | Football Team | | | | | | | | | | | L | 17-23 |
| 12/13 | at Bills | P | 0 | 0 | 0.0 | 0 | 1 | 1 | 100.0 | 0 | 1 | L | 15-26 |
| 12/21 | at Bengals | P | 1 | 1 | 100.0 | 25 | 2 | 2 | 100.0 | 0 | 5 | L | 17-27 |
| 12/27 | Colts | | | | | | | | | | | W | 28-24 |
| 01/03 | at Browns | | | | | | | | | | | L | 22-24 |
| 2020 TOTALS | | 13 | 19 | 20 | 95.0 | 59 | 34 | 38 | 89.5 | 1 | 91 | 12-4 | |

+ - Overtime

2019 GAME-BY-GAME REGULAR-SEASON STATISTICS (STEELERS)

| DATE | OPPONENT | P | FIELD GOALS | | | | EXTRA POINTS | | | | PTS | W/L | SCORE | |
|--------------------|--------------|---|-------------|-----------|-----------|-------------|--------------|-----------|-----------|--------------|----------|------------|------------|--|
| | | | FGM | FGA | PCT | LG | XP | XPA | PCT | BLK | | | | |
| 09/08 | at Patriots | P | 1 | 1 | 100.0 | 19 | 0 | 0 | 0.0 | 0 | 3 | L | 3-33 | |
| 09/15 | Seahawks | P | 2 | 2 | 100.0 | 41 | 2 | 2 | 100.0 | 0 | 8 | L | 26-28 | |
| 09/22 | at 49ers | P | 2 | 2 | 100.0 | 46 | 2 | 2 | 100.0 | 0 | 8 | L | 20-24 | |
| 09/30 | Bengals | P | 2 | 2 | 100.0 | 49 | 3 | 3 | 100.0 | 0 | 9 | W | 27-3 | |
| 10/06 | Ravens | P | 3 | 3 | 100.0 | 41 | 2 | 2 | 100.0 | 0 | 11 | L | 23-26+ | |
| 10/13 | at Chargers | P | 1 | 1 | 100.0 | 20 | 3 | 3 | 100.0 | 0 | 6 | W | 24-17 | |
| 10/28 | Dolphins | P | 2 | 3 | 66.7 | 42 | 3 | 3 | 100.0 | 0 | 9 | W | 27-14 | |
| 11/03 | Colts | P | 4 | 4 | 100.0 | 51 | 2 | 2 | 100.0 | 0 | 14 | W | 26-24 | |
| 11/10 | Rams | P | 1 | 1 | 100.0 | 33 | 2 | 2 | 100.0 | 0 | 5 | W | 17-12 | |
| 11/14 | at Browns | P | 0 | 1 | 0.0 | 0 | 1 | 1 | 100.0 | 0 | 1 | L | 7-21 | |
| 11/24 | at Bengals | P | 3 | 3 | 100.0 | 47 | 1 | 1 | 100.0 | 0 | 10 | W | 16-10 | |
| 12/01 | Browns | P | 2 | 2 | 100.0 | 39 | 2 | 2 | 100.0 | 0 | 8 | W | 20-13 | |
| 12/08 | at Cardinals | P | 3 | 3 | 100.0 | 37 | 2 | 2 | 100.0 | 0 | 11 | W | 23-17 | |
| 12/15 | Bills | P | 1 | 1 | 100.0 | 49 | 1 | 1 | 100.0 | 0 | 4 | L | 10-17 | |
| 12/22 | at Jets | P | 1 | 1 | 100.0 | 49 | 1 | 1 | 100.0 | 0 | 4 | L | 10-16 | |
| 12/29 | at Ravens | P | 1 | 1 | 100.0 | 26 | 1 | 1 | 100.0 | 0 | 4 | L | 10-28 | |
| 2019 TOTALS | | | 16 | 29 | 31 | 93.5 | 51 | 28 | 28 | 100.0 | 0 | 115 | 8-8 | |

+ - Overtime

2018 GAME-BY-GAME REGULAR-SEASON STATISTICS (STEELERS)

| DATE | OPPONENT | P | FIELD GOALS | | | | EXTRA POINTS | | | | PTS | W/L/T | SCORE | |
|--------------------|---------------|---|-------------|-----------|-----------|-------------|--------------|-----------|-----------|-------------|----------|-----------|--------------|--|
| | | | FGM | FGA | PCT | LG | XP | XPA | PCT | BLK | | | | |
| 09/09 | at Browns | P | 0 | 1 | 0.0 | 0 | 3 | 3 | 100.0 | 0 | 3 | T | 21-21 | |
| 09/16 | Chiefs | P | 0 | 1 | 0.0 | 0 | 3 | 4 | 75.0 | 0 | 3 | L | 37-42 | |
| 09/24 | at Buccaneers | P | 1 | 2 | 50.0 | 38 | 3 | 4 | 75.0 | 0 | 6 | W | 30-27 | |
| 09/30 | Ravens | P | 2 | 2 | 100.0 | 39 | 0 | 0 | 0.0 | 0 | 6 | L | 14-26 | |
| 10/07 | Falcons | P | 0 | 0 | 0.0 | 0 | 5 | 6 | 83.3 | 0 | 5 | W | 41-17 | |
| 10/14 | at Bengals | P | 2 | 2 | 100.0 | 24 | 2 | 2 | 100.0 | 0 | 8 | W | 28-21 | |
| 10/28 | Browns | P | 1 | 1 | 100.0 | 42 | 4 | 4 | 100.0 | 0 | 7 | W | 33-18 | |
| 11/04 | at Ravens | P | 1 | 1 | 100.0 | 29 | 2 | 3 | 66.7 | 0 | 5 | W | 23-16 | |
| 11/08 | Panthers | P | 1 | 1 | 100.0 | 50 | 7 | 7 | 100.0 | 0 | 10 | W | 52-21 | |
| 11/18 | at Jaguars | P | 0 | 0 | 0.0 | 0 | 2 | 2 | 100.0 | 0 | 2 | W | 20-16 | |
| 11/25 | at Broncos | P | 1 | 2 | 50.0 | 41 | 2 | 2 | 100.0 | 0 | 5 | L | 17-24 | |
| 12/02 | Chargers | P | 1 | 1 | 100.0 | 48 | 3 | 4 | 75.0 | 0 | 6 | L | 30-33 | |
| 12/09 | at Raiders | P | 0 | 2 | 0.0 | 0 | 3 | 3 | 100.0 | 0 | 3 | L | 21-24 | |
| 12/16 | Patriots | P | 1 | 2 | 50.0 | 48 | 2 | 2 | 100.0 | 0 | 5 | W | 17-10 | |
| 12/23 | at Saints | P | 2 | 2 | 100.0 | 49 | 2 | 2 | 100.0 | 0 | 8 | L | 28-31 | |
| 12/30 | Bengals | | | | | | | | | | | W | 16-13 | |
| 2018 TOTALS | | | 15 | 13 | 20 | 65.0 | 50 | 43 | 48 | 89.6 | 0 | 82 | 9-6-1 | |

DID NOT PLAY

2017 GAME-BY-GAME REGULAR-SEASON STATISTICS (STEELERS)

| DATE | OPPONENT | P | FIELD GOALS | | | | EXTRA POINTS | | | | PTS | W/L | SCORE | |
|--------------------|------------|---|-------------|-----------|-----------|-------------|--------------|-----------|-----------|-------------|----------|------------|-------------|--|
| | | | FGM | FGA | PCT | LG | XP | XPA | PCT | BLK | | | | |
| 09/10 | at Browns | P | 0 | 0 | 0.0 | 0 | 3 | 3 | 100.0 | 0 | 3 | W | 21-18 | |
| 09/17 | Vikings | P | 4 | 4 | 100.0 | 46 | 2 | 2 | 100.0 | 0 | 14 | W | 26-9 | |
| 09/24 | at Bears | P | 1 | 2 | 50.0 | 32 | 2 | 2 | 100.0 | 0 | 5 | L | 17-23+ | |
| 10/01 | at Ravens | P | 2 | 3 | 66.7 | 49 | 2 | 2 | 100.0 | 0 | 8 | W | 26-9 | |
| 10/08 | Jaguars | P | 3 | 3 | 100.0 | 34 | 0 | 0 | 0.0 | 0 | 9 | L | 9-30 | |
| 10/15 | at Chiefs | P | 1 | 1 | 100.0 | 24 | 2 | 2 | 100.0 | 0 | 5 | W | 19-13 | |
| 10/22 | Bengals | P | 5 | 5 | 100.0 | 49 | 2 | 2 | 100.0 | 0 | 17 | W | 29-14 | |
| 10/29 | at Lions | P | 2 | 2 | 100.0 | 38 | 2 | 2 | 100.0 | 0 | 8 | W | 20-15 | |
| 11/12 | at Colts | P | 2 | 3 | 66.7 | 41 | 0 | 1 | 0.0 | 1 | 6 | W | 20-17 | |
| 11/16 | Titans | P | 4 | 4 | 100.0 | 50 | 4 | 4 | 100.0 | 0 | 16 | W | 40-17 | |
| 11/26 | Packers | P | 1 | 1 | 100.0 | 53 | 2 | 3 | 66.7 | 0 | 5 | W | 31-28 | |
| 12/04 | at Bengals | P | 3 | 3 | 100.0 | 38 | 2 | 2 | 100.0 | 0 | 11 | W | 23-20 | |
| 12/10 | Ravens | P | 4 | 4 | 100.0 | 52 | 3 | 3 | 100.0 | 0 | 15 | W | 39-38 | |
| 12/17 | Patriots | P | 1 | 1 | 100.0 | 51 | 3 | 3 | 100.0 | 0 | 6 | L | 24-27 | |
| 12/25 | at Texans | P | 2 | 2 | 100.0 | 36 | 4 | 4 | 100.0 | 0 | 10 | W | 34-6 | |
| 12/31 | Browns | P | 0 | 0 | 0.0 | 0 | 4 | 4 | 100.0 | 0 | 4 | W | 28-24 | |
| 2017 TOTALS | | | 16 | 35 | 38 | 92.1 | 53 | 37 | 39 | 94.9 | 1 | 142 | 13-3 | |

+ - Overtime

2016 GAME-BY-GAME REGULAR-SEASON STATISTICS (STEELERS)

| DATE | OPPONENT | P | FIELD GOALS | | | | EXTRA POINTS | | | | PTS | W/L | SCORE | |
|--------------------|-------------|---|-------------|-----------|-----------|-------------|--------------|-----------|-----------|--------------|----------|-----------|-------------|--|
| | | | FGM | FGA | PCT | LG | XP | XPA | PCT | BLK | | | | |
| 09/12 | at Redskins | P | 1 | 1 | 100.0 | 46 | 5 | 5 | 100.0 | 0 | 8 | W | 38-16 | |
| 09/18 | Bengals | P | 1 | 1 | 100.0 | 49 | 3 | 3 | 100.0 | 0 | 6 | W | 24-16 | |
| 09/25 | at Eagles | P | 1 | 2 | 50.0 | 40 | 0 | 0 | 0.0 | 0 | 3 | L | 3-34 | |
| 10/02 | Chiefs | P | 0 | 0 | 0.0 | 0 | 5 | 5 | 100.0 | 0 | 5 | W | 43-14 | |
| 10/09 | Jets | P | 1 | 1 | 100.0 | 47 | 4 | 4 | 100.0 | 0 | 7 | W | 31-13 | |
| 10/16 | at Dolphins | P | 0 | 0 | 0.0 | 0 | 1 | 1 | 100.0 | 0 | 1 | L | 15-30 | |
| 10/23 | Patriots | P | 3 | 5 | 60.0 | 46 | 1 | 1 | 100.0 | 0 | 10 | L | 16-27 | |
| 11/06 | at Ravens | P | 0 | 0 | 0.0 | 0 | 2 | 2 | 100.0 | 0 | 2 | L | 14-21 | |
| 11/13 | Cowboys | P | 2 | 3 | 66.7 | 39 | 0 | 0 | 0.0 | 0 | 6 | L | 30-35 | |
| 11/20 | at Browns | P | 3 | 3 | 100.0 | 33 | 1 | 1 | 100.0 | 0 | 10 | W | 24-9 | |
| 11/24 | at Colts | P | 0 | 0 | 0.0 | 0 | 4 | 4 | 100.0 | 0 | 4 | W | 28-7 | |
| 12/04 | Giants | | | | | | | | | | | W | 24-14 | |
| 12/11 | at Bills | P | 2 | 2 | 100.0 | 39 | 3 | 3 | 100.0 | 0 | 9 | W | 27-20 | |
| 12/18 | at Bengals | P | 6 | 6 | 100.0 | 49 | 0 | 0 | 0.0 | 0 | 18 | W | 24-20 | |
| 12/25 | Ravens | P | 1 | 1 | 100.0 | 36 | 4 | 4 | 100.0 | 0 | 7 | W | 31-27 | |
| 01/01 | Browns | P | 0 | 0 | 0.0 | 0 | 3 | 3 | 100.0 | 0 | 3 | W | 27-24+ | |
| 2016 TOTALS | | | 15 | 21 | 25 | 84.0 | 49 | 36 | 36 | 100.0 | 0 | 99 | 11-5 | |

+ - Overtime

2015 GAME-BY-GAME REGULAR-SEASON STATISTICS (STEELERS)

| DATE | OPPONENT | FIELD GOALS | | | | EXTRA POINTS | | | | PTS | W/L | SCORE | | | |
|--------------------|-------------|-------------|-----------|-----|-------|---------------|-----------|-------------|-----------|-----------|-----------|-------------|----------|------------|-------------|
| | | FGM | FGA | PCT | LG | XP | XPA | PCT | BLK | | | | | | |
| 09/10 | at Patriots | | | | | NOT ON ROSTER | | | | | L | 21-28 | | | |
| 09/20 | 49ers | | | | | NOT ON ROSTER | | | | | W | 43-18 | | | |
| 09/27 | at Rams | | | | | NOT ON ROSTER | | | | | W | 12-6 | | | |
| 10/01 | Ravens | | | | | NOT ON ROSTER | | | | | L | 20-23+ | | | |
| 10/12 | at Chargers | P | 1 | 1 | 100.0 | 47 | 3 | 3 | 100.0 | 0 | 6 | W | 24-20 | | |
| 10/18 | Cardinals | P | 4 | 4 | 100.0 | 51 | 1 | 1 | 100.0 | 0 | 13 | W | 25-13 | | |
| 10/25 | at Chiefs | P | 2 | 2 | 100.0 | 36 | 1 | 1 | 100.0 | 0 | 7 | L | 13-23 | | |
| 11/01 | Bengals | P | 1 | 1 | 100.0 | 32 | 1 | 1 | 100.0 | 0 | 4 | L | 10-16 | | |
| 11/08 | Raiders | P | 3 | 4 | 75.0 | 38 | 3 | 3 | 100.0 | 0 | 12 | W | 38-35 | | |
| 11/15 | Browns | P | 3 | 3 | 100.0 | 34 | 1 | 2 | 50.0 | 0 | 10 | W | 30-9 | | |
| 11/29 | at Seahawks | P | 3 | 3 | 100.0 | 44 | 1 | 1 | 100.0 | 0 | 10 | L | 30-39 | | |
| 12/06 | Colts | P | 3 | 4 | 75.0 | 51 | 4 | 4 | 100.0 | 0 | 13 | W | 45-10 | | |
| 12/13 | at Bengals | P | 4 | 4 | 100.0 | 47 | 3 | 3 | 100.0 | 0 | 15 | W | 33-20 | | |
| 12/20 | Broncos | P | 2 | 2 | 100.0 | 41 | 4 | 4 | 100.0 | 0 | 10 | W | 34-27 | | |
| 12/27 | at Ravens | P | 1 | 1 | 100.0 | 34 | 2 | 2 | 100.0 | 0 | 5 | L | 17-20 | | |
| 01/03 | at Browns | P | 2 | 3 | 66.7 | 39 | 2 | 2 | 100.0 | 0 | 8 | W | 28-12 | | |
| 2015 TOTALS | | | 12 | | | 29 | 32 | 90.6 | 51 | 26 | 27 | 96.3 | 0 | 113 | 10-6 |

+ - Overtime

2023 GAME-BY-GAME POSTSEASON STATISTICS (STEELERS)

| DATE | OPPONENT | FIELD GOALS | | | | EXTRA POINTS | | | | PTS | W/L | SCORE | |
|--------------------|----------|-------------|----------|-----|-------|--------------|----------|----------|--------------|----------|----------|------------|-------|
| | | FGM | FGA | PCT | LG | XP | XPA | PCT | BLK | | | | |
| 01/15 | at Bills | P | 1 | 1 | 100.0 | 40 | 2 | 2 | 100.0 | 0 | 5 | L | 17-31 |
| 2023 TOTALS | | | 1 | | | 40 | 2 | 2 | 100.0 | 0 | 5 | 0-1 | |



JAMES ^{OL} DANIELS

HEIGHT: 6-4
WEIGHT: 327
COLLEGE: Iowa
BORN: September 13, 1997

HOW ACQUIRED: FA '22
BIRTHPLACE: Warren, OH



PRO CAREER

- ✦ Has played in 86 games (80 starts) over his six-year NFL career (Chicago 2018-21; Pittsburgh 2022-23)
- ✦ Has registered 55 starts at left guard, 17 at right guard and eight at center
- ✦ Named to the 2018 ESPN.com All-Rookie team
- ✦ Made NFL debut in Week 1 of 2018 (at Green Bay)
- ✦ Made NFL starting debut in Week 8 of 2018 (vs. N.Y. Jets)

2023 (STEELERS)

- ✦ Started 15 regular-season games at right guard
- ✦ Allowed one sack and whistled for three penalties all season, according to Pro Football Focus
- ✦ Blocked for RB Najee Harris to run for 1,000-plus yards on the season, including a season-high 122 yards in Week 17 at Seattle
- ✦ Helped a Pittsburgh rush offense rank in the top five after Week 9 in rushes (323, 1st), rush yards (1,452, 2nd), longest rush (74t, 2nd), yards after contact/rush (3.37, 2nd), 10+ yard rushes (39, 4th), first downs by rush (79, 3rd), rush TDs (13, t-2nd), rushes/game (32.3, 2nd), rush yards/game (145.2, 2nd) and 10+ yard rushes/game (3.90, 5th)
- ✦ Part of an offensive line that did not allow a sack in two games and just one sack in four games
- ✦ Played all 1,160 offensive snaps

2022 (STEELERS)

- ✦ Started all 17 regular-season games at right guard
- ✦ Did not allow a sack all season, according to Pro Football Focus
- ✦ Blocked for RB Najee Harris to run for 1,000-plus yards on the season, including a season-high 111 yards in Week 17 at Baltimore
- ✦ Saw significant improvement after the Bye Week, blocking for an average of 147 rushing yards per game and allowing the team to be held under 100 yards on the ground just once in Weeks 10 through 18
- ✦ Played all 944 offensive snaps

2021 (BEARS)

- ✦ Started at right guard in all 17 regular-season games
- ✦ Helped pave the way for Chicago to rush for 188 yards and three rushing TDs in the Week 4 win over the Lions
- ✦ Blocked for a Bears' running game that amassed 176 yards on the ground in Week 8 vs. San Francisco

2020 (BEARS)

- ✦ Started the first five games of the season at left guard; suffered a season-ending pectoral injury in Week 5 vs. Tampa Bay
- ✦ Helped the Bears rush for 149 yards in the Week 1 win at Detroit

2019 (BEARS)

- ✦ Started all 16 regular-season games (eight at center, eight at left guard)
- ✦ Switched from center to left guard in Week 10 vs. Detroit

2018 (BEARS)

- ✦ Appeared in all 16 regular-season games (10 starts at left guard)
- ✦ Made his first career start at left guard in Week 8 in a win over the N.Y. Jets
- ✦ Part of an offensive line that allowed just 33 sacks, tied for the third fewest in the NFC
- ✦ Started the Wild Card playoff game vs. Philadelphia (1/6/19)

TRANSACTIONS

- ✦ Signed a three-year contract with Pittsburgh on March 15, 2022
- ✦ Signed a four-year contract with Chicago on May 10, 2018
- ✦ Drafted by the Bears in the second round (39th overall) of the 2018 NFL Draft

PERSONAL

- ✦ Played football at Warren G. Harding High School in Warren, Ohio
- ✦ Earned all-state honorable mention honors as a junior and senior
- ✦ First-team All-Northeast Ohio as a junior and senior, along with first team all-conference and all-county
- ✦ Three-year football letterman as offensive and defensive lineman
- ✦ Also lettered in track, tossing shot put and discus
- ✦ Father, LeShun Sr., played at Ohio State and for the Minnesota Vikings in 1997
- ✦ Older brother, LeShun Jr., spent time with three NFL teams
- ✦ Married his wife, Erin, during the 2023 offseason

COLLEGE

- ✦ Played in 37 games over three seasons at Iowa
- ✦ 2017 Academic All-Big Ten and Honorable Mention All-Big Ten by league coaches and media

JAMES DANIELS' NFL REGULAR SEASON STATISTICS

| DATE | TEAM | GP | GS |
|------------|----------|----|----|
| 2018 | Bears | 16 | 10 |
| 2019 | Bears | 16 | 16 |
| 2020 | Bears | 5 | 5 |
| 2021 | Bears | 17 | 17 |
| 2022 | Steelers | 17 | 17 |
| 2023 | Steelers | 15 | 15 |
| 2024 | Steelers | 1 | 1 |
| NFL TOTALS | | 87 | 81 |

JAMES DANIELS' NFL POSTSEASON STATISTICS

| DATE | TEAM | GP | GS |
|------------|----------|----|----|
| 2018 | Bears | 1 | 1 |
| 2020 | Bears | 0 | 0 |
| 2023 | Steelers | 1 | 1 |
| NFL TOTALS | | 2 | 2 |

2024 GAME-BY-GAME REGULAR-SEASON STATISTICS (STEELERS)

| DATE | OPPONENT | P/S | W/L | SCORE |
|-------------|------------|-----|-----|-------|
| 09/08 | at Falcons | S | W | 18-10 |
| 2024 TOTALS | | 1-1 | 1-0 | |

TERRELL ^S EDMUNDS

HEIGHT: 6-1
WEIGHT: 217
COLLEGE: Virginia Tech
BORN: January 20, 1997

HOW ACQUIRED: PS '24 (JAX)
NFL EXPERIENCE: 6th year
BIRTHPLACE: Danville, VA



PRO CAREER

- ✦ Has played in 79 games (75 starts) over his five-year NFL career (all with Steelers)
- ✦ Has registered 405 tackles (273 solo), 26 passes defended, nine quarterback hits, 15 tackles for loss, five interceptions, 5.0 sacks and one fumble recovery
- ✦ Recipient of the 2021 Week 10 NFL Way to Play Award for his performance vs Detroit
- ✦ Made NFL debut in Week 1 of 2018 (at Cleveland)
- ✦ Made NFL starting debut in Week 1 of 2018 (at Cleveland)

2022 (STEELERS)

Started all 17 regular-season games
 Recorded 70 tackles (41 solo), five passes defended, three tackles for loss and two quarterback hits
 Had a career-high 2.0 sacks in a single season
 Registered a season-high 10 tackles, including a tackle for loss, in Week 6 vs. Tampa Bay
 Had a season-high two passes defended in Week 7 at Miami
 Took down QB Matt Ryan for a seven-yard sack in Week 12 at Indianapolis
 Registered his second sack of the season in Week 18 vs. Cleveland, taking down QB Deshaun Watson for an 11-yard loss
 Was inactive Week 5 at Buffalo and Week 16 vs. Las Vegas due to injury

2021 (STEELERS)

Started all 17 regular-season games
 Recorded 89 tackles (63 solo), eight tackles for loss, six passes defended, 1.0 sack, two interceptions and one quarterback hit
 Registered the Steelers' first interception of 2021, picking off Bengals QB Joe Burrow on a pass tipped by S Minkah Fitzpatrick in Week 3 vs Cincinnati

- ✦ Made a career-high two tackles for loss in Week 2 vs. Las Vegas
- ✦ Tied his career-high two tackles for loss in Week 10 vs. Detroit and set season highs in total tackles (10) and solo tackles (seven)
- ✦ Talled a career-high three passes defended in Week 17 at Baltimore, while also collecting his second career interception

2020 (STEELERS)

- ✦ Started 12 of the 15 regular-season games he played
- ✦ Recorded 68 tackles (46 solo), eight passes defended, two interceptions, one tackle for loss, one quarterback hit and 1.0 sack

Took down QB Drew Lock for an 11-yard sack and added on one tackle for loss, one quarterback hit and one pass defended in Week 2 vs. Denver
 Registered his first career multi-interception game in Week 11 at Jacksonville, picking off QB Jake Luton two times

- ✦ Inactive in Week 17 at Cleveland

2019 (STEELERS)

- ✦ Started all 16 games for the first time in his career
- ✦ Notched 105 tackles (71 solo), marking his first 100-plus tackle season and finished second on the team in tackles
- ✦ Added three passes defended, two quarterback hits and two tackles for loss
- ✦ Led the team with a career-high 11 tackles (eight solo) and added one pass defended in Week 2 vs. Seattle
- ✦ Led the Steelers' secondary with 10 tackles (seven solo) and added two quarterback hits in Week 3 at San Francisco
- ✦ Led the team with a career-high 11 tackles (10 solo) in Week 15 vs. Buffalo

2018 (STEELERS)

- ✦ Started 15 of 16 regular-season games played as a rookie

Finished tied for third on the team in tackles (78 total, 55 solo) and added 1.0 sack, one interception, four passes defended and three quarterback hits
 Played 92.5% of the defensive snaps in 2018, second-most on the defense

- ✦ Recorded the first interception of his NFL career (QB Ryan Fitzpatrick) in Week 3 at Tampa Bay
- ✦ Registered the first defensive fumble recovery of his NFL career (forced by S Sean Davis) in Week 4 vs. Baltimore
- ✦ Talled eight tackles (five solo) and the first sack of his NFL career (a nine-yard takedown of QB Philip Rivers) in Week 13 vs. L.A. Chargers

TRANSACTIONS

Signed a one-year contract with Pittsburgh on April 22, 2022
 Pittsburgh declined a fifth-year option for 2022

- ✦ Signed a four-year contract with the Steelers on July 24, 2018
- ✦ Drafted by Pittsburgh in the first round (28th overall) of the 2018 NFL Draft

COLLEGE

- ✦ Played in 37 games with 31 starts over a three-year span (2015-17) at Virginia Tech
- ✦ Notched 196 tackles, 14 passes defended, 6.5 tackles for loss and six interceptions in his career
- ✦ Named Third-Team All-Atlantic Conference Coast selection in 2017, recording 59 tackles, 2.5 tackles for loss, two interceptions, three pass breakups and 1.5 sacks in 10 games played and started
- ✦ Played in all 14 games (13 starts) in 2016, earning honorable mention All-ACC accolades by tallying 89 tackles, four interceptions and 2.5 tackles for loss
- ✦ Tabbbed ACC Defensive Back Player of the Week (Oct. 24)
- ✦ Posted 12 tackles and caught a reception for 20 yards in the ACC Championship Game vs. Clemson
- ✦ Made five stops and hauled in an interception in the Belk Bowl vs. Arkansas
- ✦ Saw action in 12 games (eight starts) in 2015, amassing 34 tackles

- Redshirted in 2014
- Majored in multimedia journalism

PERSONAL

- Attended Dan River High School (Ringgold, Va.)
- Class 2A West All-Region first-team selection as a running back and Offensive Back of the Year in the Courthouse Conference 37
- All-Conference 37 first-team selection after his senior year logging 1,753 rushing yards on 171 carries with 25 TDs, adding nine receptions for 111 yards and a TD
- Registered 53 tackles, two interceptions on defense
- Scored a combined 29 TDs in his senior year
- Son of Ferrell Jr. and Felicia Edmunds
- Father was an NFL Pro Bowl tight end
- Younger brother, Tremaine, was selected in the first round of the 2018 NFL Draft by the Buffalo Bills.
- Older brother, Trey, is a teammate on the Steelers

COMMUNITY

Helped My Brother's Keeper Outreach Center pack a truck for Texas relief full of water and non-perishables.
Co-authored a children's book with his brothers called My Brother's Keeper

REGULAR SEASON COMPARISON: DEFENSIVE - DENVER BRONCOS

| DATE | OPP | W/L | GP/GS | TACKLES | | | | | | SACK | YDS. | INT | TFL | PD | QBH | TD | MISC | | |
|---------------|-------------|-----|-------|---------|------|------|------|------|-----|------|------|-----|-----|----|-----|----|------|-----|----|
| | | | | TOT | SOLO | ASST | YDS. | INT | TFL | | | | | | | | PD | QBH | TD |
| 11/25/18 | PIT @ DEN | L | S | 8 | 8 | 0 | 0.0 | 0.0 | 0 | 0 | 0 | 0 | 0 | 0 | 0 | 0 | 0 | 0 | |
| 9/20/20 | PIT vs. DEN | W | S | 4 | 2 | 2 | 1.0 | 11.0 | 0 | 1 | 1 | 1 | 1 | 0 | 0 | 0 | 0 | | |
| 10/10/21 | PIT vs. DEN | W | S | 7 | 4 | 3 | 0.0 | 0.0 | 0 | 0 | 0 | 0 | 0 | 0 | 0 | 0 | 0 | | |
| TOTALS | | 2/1 | 3/3 | 19 | 14 | 5 | 1.0 | 11.0 | 0 | 1 | 1 | 1 | 1 | 0 | 0 | 0 | 0 | | |

TERRELL EDMUNDS' NFL REGULAR SEASON DEFENSIVE STATISTICS

| DATE | TEAM | GP | GS | TACKLES | | | | | INTERCEPTIONS | | | | | O. FUMB | | | ST | | | MISC | | | | | | | |
|--------------------------------------|----------|----|----|---------|-----|-----|-----|-----|---------------|------|-----|----|-----|---------|----|----|----|----|----|------|----|---|---|----|----|---|---|
| | | | | TK | S | A | TFL | YDS | SK | YDS | QBH | NO | YDS | LG | TD | PD | FF | FR | TD | YDS | TK | S | A | FF | FR | S | A |
| 2018 | Steelers | 16 | 15 | 73 | 52 | 21 | 1 | 9 | 1.0 | 9.0 | 3 | 1 | 35 | 35 | 0 | 4 | 0 | 1 | 0 | 0 | 5 | 3 | 2 | 0 | 0 | 0 | 0 |
| 2019 | Steelers | 16 | 16 | 105 | 71 | 34 | 2 | 7 | 0.0 | 0.0 | 2 | 0 | 0 | 0 | 3 | 0 | 0 | 0 | 0 | 0 | 0 | 0 | 0 | 0 | 0 | 0 | |
| 2020 | Steelers | 15 | 12 | 68 | 46 | 22 | 1 | 11 | 1.0 | 11.0 | 1 | 2 | 11 | 7 | 0 | 3 | 0 | 0 | 0 | 0 | 0 | 0 | 0 | 0 | 0 | 0 | |
| 2021 | Steelers | 17 | 17 | 89 | 63 | 26 | 8 | 29 | 1.0 | 13.0 | 1 | 2 | 15 | 15 | 0 | 6 | 0 | 0 | 0 | 0 | 0 | 0 | 0 | 0 | 0 | 0 | |
| 2022 | Steelers | 15 | 15 | 70 | 41 | 29 | 3 | 20 | 2.0 | 18.0 | 2 | 0 | 0 | 0 | 5 | 0 | 0 | 0 | 0 | 0 | 0 | 0 | 0 | 0 | 0 | 0 | |
| 2023 | Eagles | 7 | 3 | 26 | 19 | 7 | 0 | 0 | 0.0 | 0.0 | 0 | 0 | 0 | 0 | 0 | 1 | 0 | 0 | 0 | 2 | 1 | 1 | 0 | 0 | 0 | 0 | |
| Went from Philadelphia to Tennessee. | | | | | | | | | | | | | | | | | | | | | | | | | | | |
| 2023 | Titans | 8 | 1 | 15 | 12 | 3 | 2 | 11 | 2.5 | 11.0 | 2 | 1 | 2 | 2 | 0 | 2 | 0 | 0 | 0 | 5 | 2 | 3 | 0 | 0 | 0 | 0 | 0 |
| 2023 | TOTAL | 15 | 4 | 41 | 31 | 10 | 2 | 11 | 2.5 | 11.0 | 2 | 1 | 2 | 2 | 0 | 2 | 1 | 0 | 0 | 7 | 3 | 4 | 0 | 0 | 0 | 0 | 0 |
| 2024 | Jaguars | 1 | 0 | 0 | 0 | 0 | 0 | 0 | 0.0 | 0.0 | 0 | 0 | 0 | 0 | 0 | 0 | 0 | 0 | 0 | 0 | 0 | 0 | 0 | 0 | 0 | 0 | 0 |
| NFL TOTALS | | 95 | 79 | 446 | 304 | 142 | 17 | 87 | 7.5 | 62.0 | 11 | 6 | 63 | 35 | 0 | 28 | 1 | 1 | 0 | 0 | 12 | 6 | 6 | 0 | 0 | 0 | 0 |

TERRELL EDMUNDS' NFL POSTSEASON DEFENSIVE STATISTICS

| DATE | TEAM | GP | GS | TACKLES | | | | | INTERCEPTIONS | | | | | O. FUMB | | | ST | | | MISC | | | | | | |
|-------------------|----------|----|----|---------|---|---|-----|-----|---------------|-----|-----|----|-----|---------|----|----|----|----|----|------|----|---|---|----|----|---|
| | | | | TK | S | A | TFL | YDS | SK | YDS | QBH | NO | YDS | LG | TD | PD | FF | FR | TD | YDS | TK | S | A | FF | FR | S |
| 2020 | Steelers | 1 | 1 | 6 | 3 | 3 | 1 | 1 | 0.0 | 0.0 | 0 | 0 | 0 | 0 | 0 | 1 | 0 | 0 | 0 | 0 | 0 | 0 | 0 | 0 | 0 | 0 |
| 2021 | Steelers | 1 | 1 | 6 | 6 | 0 | 0 | 0 | 0.0 | 0.0 | 0 | 0 | 0 | 0 | 0 | 0 | 0 | 0 | 0 | 0 | 0 | 0 | 0 | 0 | 0 | 0 |
| NFL TOTALS | | 2 | 2 | 12 | 9 | 3 | 1 | 1 | 0.0 | 0.0 | 0 | 0 | 0 | 0 | 0 | 1 | 0 | 0 | 0 | 0 | 0 | 0 | 0 | 0 | 0 | 0 |

SINGLE-GAME HIGHS: DEFENSIVE

| | | | |
|-------------------|---|---------------------------|--|
| Total Tackles | 11 vs. Buffalo Bills, Dec 15, 2019 | Tackles For Loss | 2 vs. Tennessee Titans, Dec 19, 2021 |
| | 11 vs. Seattle Seahawks, Sep 15, 2019 | | 2 vs. Detroit Lions, Nov 14, 2021 |
| Solo Tackles | 10 vs. Buffalo Bills, Dec 15, 2019 | | ...1 more at 2. |
| | 8 vs. Seattle Seahawks, Sep 15, 2019 | Interceptions | 2 at Jacksonville Jaguars, Nov 22, 2020 |
| | ...1 more at 8. | | 1 at Baltimore Ravens, Jan 09, 2022 |
| Sacks | 1.0 vs. Cleveland Browns, Jan 08, 2023 | | ...2 more at 1. |
| | 1.0 at Indianapolis Colts, Nov 28, 2022 | Interception Return Yards | 35 at Tampa Bay Buccaneers, Sep 24, 2018 |
| | ...3 more at 1.0. | | 15 vs. Cincinnati Bengals, Sep 26, 2021 |
| Passes Defensed | 3 at Baltimore Ravens, Jan 09, 2022 | Special Teams Tackles | 1 vs. Cincinnati Bengals, Dec 30, 2018 |
| | 2 at Miami Dolphins, Oct 23, 2022 | | 1 vs. Los Angeles Chargers, Dec 02, 2018 |
| | ...2 more at 2. | | ...3 more at 1. |
| Fumble Recoveries | 1 vs. Baltimore Ravens, Sep 30, 2018 | | |

2020 GAME-BY-GAME REGULAR-SEASON STATISTICS (STEELERS)

| DATE | OPPONENT | P/S | TACKLES | | | | | | | INTERCEPTIONS | | | | O. FUMB | | | ST | | | | MISC | | W/L | SCORE | | | | |
|------------------|---------------|-------|---------|----|----|-----|------|-----|-----|---------------|----|-----|----|---------|----|----|----|----|-----|----|------|---|-----|-------|----|----|-------|---|
| | | | TK | S | A | SK | YDS | TFL | YDS | QBH | NO | YDS | LG | TD | PD | FF | FR | TD | YDS | TK | S | A | | | FF | FR | S | A |
| 09/14 | at Giants | S | 8 | 7 | 1 | 0.0 | 0.0 | 0 | 0 | 0 | 0 | 0 | 0 | 0 | 0 | 0 | 0 | 0 | 0 | 0 | 0 | 0 | 0 | 0 | 0 | W | 26-16 | |
| 09/20 | Broncos | S | 4 | 2 | 2 | 1.0 | 11.0 | 1 | 11 | 1 | 0 | 0 | 0 | 0 | 1 | 0 | 0 | 0 | 0 | 0 | 0 | 0 | 0 | 0 | 0 | W | 26-21 | |
| 09/27 | Texans | S | 4 | 4 | 0 | 0.0 | 0.0 | 0 | 0 | 0 | 0 | 0 | 0 | 0 | 0 | 0 | 0 | 0 | 0 | 0 | 0 | 0 | 0 | 0 | 0 | W | 28-21 | |
| 10/11 | Eagles | P | 5 | 5 | 0 | 0.0 | 0.0 | 0 | 0 | 0 | 0 | 0 | 0 | 0 | 1 | 0 | 0 | 0 | 0 | 0 | 0 | 0 | 0 | 0 | 0 | W | 38-29 | |
| 10/18 | Browns | S | 2 | 1 | 1 | 0.0 | 0.0 | 0 | 0 | 0 | 0 | 0 | 0 | 1 | 0 | 0 | 0 | 0 | 0 | 0 | 0 | 0 | 0 | 0 | 0 | W | 38-7 | |
| 10/25 | at Titans | S | 2 | 2 | 0 | 0.0 | 0.0 | 0 | 0 | 0 | 0 | 0 | 0 | 0 | 2 | 0 | 0 | 0 | 0 | 0 | 0 | 0 | 0 | 0 | 0 | W | 27-24 | |
| 11/01 | at Ravens | S | 2 | 2 | 0 | 0.0 | 0.0 | 0 | 0 | 0 | 0 | 0 | 0 | 0 | 0 | 0 | 0 | 0 | 0 | 0 | 0 | 0 | 0 | 0 | 0 | W | 28-24 | |
| 11/08 | at Cowboys | P | 5 | 3 | 2 | 0.0 | 0.0 | 0 | 0 | 0 | 0 | 0 | 0 | 0 | 0 | 0 | 0 | 0 | 0 | 0 | 0 | 0 | 0 | 0 | 0 | W | 24-19 | |
| 11/15 | Bengals | S | 8 | 5 | 3 | 0.0 | 0.0 | 0 | 0 | 0 | 0 | 0 | 0 | 0 | 0 | 0 | 0 | 0 | 0 | 0 | 0 | 0 | 0 | 0 | 0 | W | 36-10 | |
| 11/22 | at Jaguars | S | 4 | 2 | 2 | 0.0 | 0.0 | 0 | 0 | 0 | 2 | 11 | 7 | 0 | 2 | 0 | 0 | 0 | 0 | 0 | 0 | 0 | 0 | 0 | 0 | W | 27-3 | |
| 12/02 | Ravens | S | 4 | 3 | 1 | 0.0 | 0.0 | 0 | 0 | 0 | 0 | 0 | 0 | 0 | 0 | 0 | 0 | 0 | 0 | 0 | 0 | 0 | 0 | 0 | 0 | W | 19-14 | |
| 12/07 | Football Team | S | 5 | 3 | 2 | 0.0 | 0.0 | 0 | 0 | 0 | 0 | 0 | 0 | 0 | 1 | 0 | 0 | 0 | 0 | 0 | 0 | 0 | 0 | 0 | 0 | L | 17-23 | |
| 12/13 | at Bills | S | 8 | 3 | 5 | 0.0 | 0.0 | 0 | 0 | 0 | 0 | 0 | 0 | 0 | 0 | 0 | 0 | 0 | 0 | 0 | 0 | 0 | 0 | 0 | 0 | L | 15-26 | |
| 12/21 | at Bengals | S | 3 | 2 | 1 | 0.0 | 0.0 | 0 | 0 | 0 | 0 | 0 | 0 | 0 | 0 | 0 | 0 | 0 | 0 | 0 | 0 | 0 | 0 | 0 | 0 | L | 17-27 | |
| 12/27 | Colts | P | 4 | 2 | 2 | 0.0 | 0.0 | 0 | 0 | 0 | 0 | 0 | 0 | 0 | 0 | 0 | 0 | 0 | 0 | 0 | 0 | 0 | 0 | 0 | 0 | W | 28-24 | |
| 01/03 | at Browns | | | | | | | | | | | | | | | | | | | | | | | | | L | 22-24 | |
| ON INACTIVE LIST | | | | | | | | | | | | | | | | | | | | | | | | | | | | |
| 2020 TOTALS | | 15-12 | 68 | 46 | 22 | 1.0 | 11.0 | 1 | 11 | 1 | 2 | 11 | 7 | 0 | 8 | 0 | 0 | 0 | 0 | 0 | 0 | 0 | 0 | 0 | 0 | 0 | 12-4 | |

2019 GAME-BY-GAME REGULAR-SEASON STATISTICS (STEELERS)

| DATE | OPPONENT | P/S | TACKLES | | | | | | | INTERCEPTIONS | | | | O. FUMB | | | ST | | | | MISC | | W/L | SCORE | | | | |
|-------------|--------------|-------|---------|----|----|-----|-----|-----|-----|---------------|----|-----|----|---------|----|----|----|----|-----|----|------|---|-----|-------|----|----|--------|---|
| | | | TK | S | A | SK | YDS | TFL | YDS | QBH | NO | YDS | LG | TD | PD | FF | FR | TD | YDS | TK | S | A | | | FF | FR | S | A |
| 09/08 | at Patriots | S | 7 | 5 | 2 | 0.0 | 0.0 | 0 | 0 | 0 | 0 | 0 | 0 | 0 | 0 | 0 | 0 | 0 | 0 | 0 | 0 | 0 | 0 | 0 | 0 | L | 3-33 | |
| 09/15 | Seahawks | S | 11 | 8 | 3 | 0.0 | 0.0 | 0 | 0 | 0 | 0 | 0 | 0 | 0 | 1 | 0 | 0 | 0 | 0 | 0 | 0 | 0 | 0 | 0 | 0 | L | 26-28 | |
| 09/22 | at 49ers | S | 10 | 7 | 3 | 0.0 | 0.0 | 0 | 0 | 0 | 2 | 0 | 0 | 0 | 0 | 0 | 0 | 0 | 0 | 0 | 0 | 0 | 0 | 0 | 0 | L | 20-24 | |
| 09/30 | Bengals | S | 4 | 1 | 3 | 0.0 | 0.0 | 0 | 0 | 0 | 0 | 0 | 0 | 0 | 0 | 0 | 0 | 0 | 0 | 0 | 0 | 0 | 0 | 0 | 0 | W | 27-3 | |
| 10/06 | Ravens | S | 5 | 4 | 1 | 0.0 | 0.0 | 0 | 0 | 0 | 0 | 0 | 0 | 0 | 0 | 0 | 0 | 0 | 0 | 0 | 0 | 0 | 0 | 0 | 0 | L | 23-26+ | |
| 10/13 | at Chargers | S | 5 | 3 | 2 | 0.0 | 0.0 | 0 | 0 | 0 | 0 | 0 | 0 | 0 | 1 | 0 | 0 | 0 | 0 | 0 | 0 | 0 | 0 | 0 | 0 | W | 24-17 | |
| 10/28 | Dolphins | S | 4 | 3 | 1 | 0.0 | 0.0 | 0 | 0 | 0 | 0 | 0 | 0 | 0 | 0 | 0 | 0 | 0 | 0 | 0 | 0 | 0 | 0 | 0 | 0 | W | 27-14 | |
| 11/03 | Colts | S | 8 | 4 | 4 | 0.0 | 0.0 | 0 | 0 | 0 | 0 | 0 | 0 | 0 | 0 | 0 | 0 | 0 | 0 | 0 | 0 | 0 | 0 | 0 | 0 | W | 26-24 | |
| 11/10 | Rams | S | 8 | 4 | 4 | 0.0 | 0.0 | 1 | 0 | 0 | 0 | 0 | 0 | 0 | 1 | 0 | 0 | 0 | 0 | 0 | 0 | 0 | 0 | 0 | 0 | W | 17-12 | |
| 11/14 | at Browns | S | 3 | 3 | 0 | 0.0 | 0.0 | 0 | 0 | 0 | 0 | 0 | 0 | 0 | 0 | 0 | 0 | 0 | 0 | 0 | 0 | 0 | 0 | 0 | 0 | L | 7-21 | |
| 11/24 | at Bengals | S | 5 | 3 | 2 | 0.0 | 0.0 | 0 | 0 | 0 | 0 | 0 | 0 | 0 | 0 | 0 | 0 | 0 | 0 | 0 | 0 | 0 | 0 | 0 | 0 | W | 16-10 | |
| 12/01 | Browns | S | 6 | 4 | 2 | 0.0 | 0.0 | 0 | 0 | 0 | 0 | 0 | 0 | 0 | 0 | 0 | 0 | 0 | 0 | 0 | 0 | 0 | 0 | 0 | 0 | W | 20-13 | |
| 12/08 | at Cardinals | S | 7 | 6 | 1 | 0.0 | 0.0 | 1 | 7 | 0 | 0 | 0 | 0 | 0 | 0 | 0 | 0 | 0 | 0 | 0 | 0 | 0 | 0 | 0 | 0 | W | 23-17 | |
| 12/15 | Bills | S | 11 | 10 | 1 | 0.0 | 0.0 | 0 | 0 | 0 | 0 | 0 | 0 | 0 | 0 | 0 | 0 | 0 | 0 | 0 | 0 | 0 | 0 | 0 | 0 | L | 10-17 | |
| 12/22 | at Jets | S | 4 | 1 | 3 | 0.0 | 0.0 | 0 | 0 | 0 | 0 | 0 | 0 | 0 | 0 | 0 | 0 | 0 | 0 | 0 | 0 | 0 | 0 | 0 | 0 | L | 10-16 | |
| 12/29 | at Ravens | S | 7 | 5 | 2 | 0.0 | 0.0 | 0 | 0 | 0 | 0 | 0 | 0 | 0 | 0 | 0 | 0 | 0 | 0 | 0 | 0 | 0 | 0 | 0 | 0 | L | 10-28 | |
| 2019 TOTALS | | 16-16 | 105 | 71 | 34 | 0.0 | 0.0 | 2 | 7 | 2 | 0 | 0 | 0 | 0 | 3 | 0 | 0 | 0 | 0 | 0 | 0 | 0 | 0 | 0 | 0 | 0 | 8-8 | |

+ Overtime

2018 GAME-BY-GAME REGULAR-SEASON STATISTICS (STEELERS)

| DATE | OPPONENT | P/S | TACKLES | | | | | | | INTERCEPTIONS | | | | O. FUMB | | | ST | | | | MISC | | W/L | SCORE | | | | |
|-------------|---------------|-------|---------|----|----|-----|-----|-----|-----|---------------|----|-----|----|---------|----|----|----|----|-----|----|------|---|-----|-------|----|----|-------|---|
| | | | TK | S | A | SK | YDS | TFL | YDS | QBH | NO | YDS | LG | TD | PD | FF | FR | TD | YDS | TK | S | A | | | FF | FR | S | A |
| 09/09 | at Browns | S | 0 | 0 | 0 | 0.0 | 0.0 | 0 | 0 | 1 | 0 | 0 | 0 | 0 | 1 | 0 | 0 | 0 | 0 | 0 | 0 | 0 | 0 | 0 | 0 | T | 21-21 | |
| 09/16 | Chiefs | P | 3 | 3 | 0 | 0.0 | 0.0 | 0 | 0 | 0 | 0 | 0 | 0 | 0 | 0 | 0 | 0 | 0 | 1 | 1 | 0 | 0 | 0 | 0 | 0 | L | 37-42 | |
| 09/24 | at Buccaneers | S | 1 | 1 | 0 | 0.0 | 0.0 | 0 | 0 | 0 | 1 | 35 | 35 | 0 | 1 | 0 | 0 | 0 | 0 | 0 | 0 | 0 | 0 | 0 | 0 | W | 30-27 | |
| 09/30 | Ravens | S | 7 | 4 | 3 | 0.0 | 0.0 | 0 | 0 | 0 | 0 | 0 | 0 | 0 | 0 | 1 | 0 | 0 | 0 | 0 | 0 | 0 | 0 | 0 | 0 | L | 14-26 | |
| 10/07 | Falcons | S | 7 | 5 | 2 | 0.0 | 0.0 | 0 | 0 | 0 | 0 | 0 | 0 | 0 | 0 | 0 | 0 | 0 | 0 | 0 | 0 | 0 | 0 | 0 | 0 | W | 41-17 | |
| 10/14 | at Bengals | S | 3 | 3 | 0 | 0.0 | 0.0 | 0 | 0 | 0 | 0 | 0 | 0 | 0 | 0 | 0 | 0 | 0 | 0 | 0 | 0 | 0 | 0 | 0 | 0 | W | 28-21 | |
| 10/28 | Browns | S | 3 | 2 | 1 | 0.0 | 0.0 | 0 | 0 | 0 | 0 | 0 | 0 | 0 | 0 | 0 | 0 | 0 | 0 | 1 | 1 | 0 | 0 | 0 | 0 | W | 33-18 | |
| 11/04 | at Ravens | S | 4 | 2 | 2 | 0.0 | 0.0 | 0 | 0 | 0 | 0 | 0 | 0 | 0 | 1 | 0 | 0 | 0 | 0 | 0 | 0 | 0 | 0 | 0 | 0 | W | 23-16 | |
| 11/08 | Panthers | S | 4 | 3 | 1 | 0.0 | 0.0 | 0 | 0 | 0 | 0 | 0 | 0 | 0 | 0 | 0 | 0 | 0 | 0 | 0 | 0 | 0 | 0 | 0 | 0 | W | 52-21 | |
| 11/18 | at Jaguars | S | 4 | 3 | 1 | 0.0 | 0.0 | 0 | 0 | 1 | 0 | 0 | 0 | 0 | 0 | 0 | 0 | 0 | 0 | 0 | 0 | 0 | 0 | 0 | 0 | W | 20-16 | |
| 11/25 | at Broncos | S | 8 | 8 | 0 | 0.0 | 0.0 | 0 | 0 | 0 | 0 | 0 | 0 | 0 | 0 | 0 | 0 | 0 | 0 | 1 | 0 | 1 | 0 | 0 | 0 | L | 17-24 | |
| 12/02 | Chargers | S | 7 | 5 | 2 | 1.0 | 9.0 | 1 | 9 | 1 | 0 | 0 | 0 | 0 | 1 | 0 | 0 | 0 | 0 | 1 | 0 | 1 | 0 | 0 | 0 | L | 30-33 | |
| 12/09 | at Raiders | S | 7 | 4 | 3 | 0.0 | 0.0 | 0 | 0 | 0 | 0 | 0 | 0 | 0 | 0 | 0 | 0 | 0 | 0 | 0 | 0 | 0 | 0 | 0 | 0 | L | 21-24 | |
| 12/16 | Patriots | S | 7 | 2 | 5 | 0.0 | 0.0 | 0 | 0 | 0 | 0 | 0 | 0 | 0 | 0 | 0 | 0 | 0 | 0 | 0 | 0 | 0 | 0 | 0 | 0 | W | 17-10 | |
| 12/23 | at Saints | S | 4 | 4 | 0 | 0.0 | 0.0 | 0 | 0 | 0 | 0 | 0 | 0 | 0 | 0 | 0 | 0 | 0 | 0 | 0 | 0 | 0 | 0 | 0 | 0 | L | 28-31 | |
| 12/30 | Bengals | S | 4 | 3 | 1 | 0.0 | 0.0 | 0 | 0 | 0 | 0 | 0 | 0 | 0 | 0 | 0 | 0 | 0 | 0 | 1 | 1 | 0 | 0 | 0 | 0 | W | 16-13 | |
| 2018 TOTALS | | 16-15 | 73 | 52 | 21 | 1.0 | 9.0 | 1 | 9 | 3 | 1 | 35 | 35 | 0 | 4 | 0 | 1 | 0 | 0 | 5 | 3 | 2 | 0 | 0 | 0 | 0 | 9-6-1 | |



**DESHON^s
ELLIOTT**

HEIGHT: 6-1
WEIGHT: 210
COLLEGE: Texas
BORN: April 21, 1997

HOW ACQUIRED: FA '24
NFL EXPERIENCE: 6th year
BIRTHPLACE: Dallas, TX



PRO CAREER

- ✦ Has played in 57 games (50 starts) over his six-year NFL career (Baltimore 2019-21; Detroit 2022; Miami 2023; Pittsburgh 2024)
- ✦ Has registered 283 tackles (198 solo), 17 passes defended, three interceptions, 12 tackles for loss, two fumble recoveries, three forced fumbles, 11 quarterback hits and 3.5 sacks
- ✦ Made NFL debut in Week 1 of 2019 (at Miami)
- ✦ Made NFL starting debut in Week 1 of 2020 (vs. Cleveland)

2023 (DOLPHINS)

- ✦ Played in 15 regular-season games (15 starts)
- ✦ Registered 82 tackles (53 solo), one interception, seven passes defended and one fumble recovery
- ✦ Recorded season-high 13 tackles (eight solo) in his Dolphins debut in Week 1 at L.A. Chargers
- ✦ Registered four tackles (three solo), one pass defended and one fumble recovery in Week 2 at New England
- ✦ Recorded 10 tackles (six solo), one pass defended and one interception in Week 17 vs. Buffalo (intercepted QB Josh Allen in the end zone on 4th-and-2 in the final minute of the 1st quarter)

2022 (LIONS)

- ✦ Played in 14 regular-season games (13 starts)
- ✦ Registered 95 tackles (72 solo), one interception, three passes defended, one forced fumble and one fumble recovery
- ✦ Recorded season-high 12 tackles (10 solo), one pass defended and one interception in Week 5 at New England
- ✦ Recorded six tackles (three solo) and one forced fumble in Week 13 vs. Jacksonville (forced a fumble of RB Travis Etienne on the 2nd play from scrimmage, which was recovered by LB Alex Anzalone and led to a Lions TD)

2021 (RAVENS)

- ✦ Started all six games in which he appeared, posting 23 tackles (19 solo), three tackles for loss, 1.0 sack, three QB hits and two passes defended before suffering a season-ending injury in Week 9 vs. Minnesota
- ✦ Helped Baltimore rank No. 1 in run defense (84.5 ypg)
- ✦ Registered six tackles, including two tackles for loss, before leaving the game with injury in the 34-31 overtime win in Week 9 vs. Minnesota
- ✦ Notched three tackles, 1.0 sack, one tackle for loss, two QB hits, his first-career interception and two passes defended in the 34-6 win in Week 6 vs. L.A. Chargers, as Baltimore's defense posted a second-half shutout and limited the Chargers to a season-low 208 total yards and six points
- ✦ Recorded seven tackles in Week 1 at Las Vegas
- ✦ Helped hold the Raiders to 3-of-6 in red zone TD efficiency, limiting them to one FG, forcing one turnover on downs and making one interception inside the 20-yard line

2020 (RAVENS)

- ✦ Played in 16 regular-season games (16 starts)
- ✦ Registered a career-high 80 tackles (51 solo), 2.5 sacks, three tackles for loss, five QB hits, two forced fumbles and four passes defended for the NFL's No. 2 scoring defense (18.9 ppg) and No. 2 third-down unit (34.0%)
- ✦ Baltimore led the NFL with 25 forced fumbles
- ✦ Made his postseason debut, recording four tackles (three solo) and a key third-down pass defended in the fourth quarter of the 2020 Wild Card Playoff win at Tennessee
- ✦ Baltimore limited Tennessee to 4-of-12 (33%) on third down and held Derrick Henry to 40 rushing yards on 18 carries (2.2 ypc)
- ✦ Recorded seven tackles (five solo) and a pass defended in the 47-42 win in Week 14 at Cleveland
- ✦ Registered five tackles (two solo), 1.0 sack and two tackles for loss in the 27-3 win in Week 5 vs. Cincinnati
- ✦ Collected four tackles and his first-career sack in the 33-16 win in Week 2 at Houston
- ✦ Helped limit the Texans' offense to 5-of-14 (36%) on third down, en route to Baltimore's 14th-consecutive regular season victory
- ✦ In his first-career NFL start, registered five tackles (two solo) in the season-opening win vs. Cleveland
- ✦ Baltimore's defense limited the Browns to 0-for-3 on fourth down and 3-of-12 (25%) on third down

2019 (RAVENS)

- ✦ Played in six regular-season games (no starts)
- ✦ Missed the rest of the season after being placed on injured reserve on Oct. 15
- ✦ Registered three tackles (three solo) and one pass defended
- ✦ Recorded three special teams tackles (three solo)

2018 (RAVENS)

- ✦ Missed the entire season after being placed on injured reserve on Aug. 31

TRANSACTIONS

- ✦ Signed two-year contract with Pittsburgh on March 15, 2024
- ✦ Signed one-year contract with Miami on March 15, 2023
- ✦ Signed a one-year contract with Detroit on Apr. 13, 2022
- ✦ Signed a four-year contract with Baltimore on May 5, 2018
- ✦ Drafted by the Ravens in the sixth round (190th overall) of the 2018 NFL Draft

PERSONAL

- ★ Prepped at Rockwall-Heath H.S. (Rockwall, Texas), where he was an All-State and two-time All-District honoree and a 2015 Under Armour All-America Game participant
- ★ As a senior, recorded 81 tackles, five passes defended, three interceptions (one returned for TD), two tackles for loss and one forced fumble, despite missing two games
- ★ Also saw action on offense and special teams, catching 15 passes for 226 yards and three TDs and returning seven punts
- ★ Nickname is "The Joker"
- ★ Fan of the character and created a celebratory move inspired by the villain
- ★ Enjoys skateboarding and is a big movie buff
- ★ Majored in corporate communications at Texas

COMMUNITY

- ★ Supported a free meal giveaway in Texas after severe storm damages (2021)
- ★ Supported former teammate at Tony Jefferson's Shop with a Jock event for Baltimore youth at the holidays (2019)
- ★ Alongside teammates, participated as a celebrity bowler in Anthony Levine Sr.'s Celebrity Bowling Night to benefit his 4every1 Foundation (2019)
- ★ Visited with patients unable to go home for the holidays at Medstar Union Memorial Hospital (2018)

COLLEGE

- ★ Played in 31 games (13 starts) in three-year career at Texas (2015-17)
- ★ Registered 106 tackles (85 solo), 2.5 sacks, nine interceptions, 23 passes defended, four forced fumbles and three fumble recoveries
- ★ Started all 12 games as a junior in 2017, recording 63 tackles (50 solo), 15 passes defended, six interceptions and three forced fumbles
- ★ In 2017, his 127 return yards on six interceptions were the fourth-most in school history for a single season
- ★ Returned an interception for a career-long 43 yards vs. Baylor
- ★ In 2017, recorded first-career interception return for a TD (38 yards) at USC
- ★ Earned several honors his final season at Texas, including first-team All-American by AFCA, Associated Press, FWAA, The Sporting News and WCFF, first-team All-Big 12 by league's coaches and AP
- ★ Named Jim Thorpe Award finalist, awarded annually to the nation's best defensive back (2017)

REGULAR SEASON COMPARISON: DEFENSIVE - DENVER BRONCOS

| DATE | OPP | W/L | GP/GS | | TACKLES | | | | | SACK | YDS. | INT | TFL | PD | QBH | TD | MISC | | |
|---------|-------------|-----|-------|------|---------|------|------|-----|-----|------|------|-----|-----|----|-----|----|------|-----|----|
| | | | TOT | SOLO | ASST | SACK | YDS. | INT | TFL | | | | | | | | PD | QBH | TD |
| 9/24/23 | MIA vs. DEN | W | S | 5 | 3 | 2 | 0.0 | 0.0 | 0 | 0 | 2 | 0 | 0 | 0 | 0 | 0 | 0 | 0 | 0 |
| TOTALS | | 1/0 | 1/1 | 5 | 3 | 2 | 0.0 | 0.0 | 0 | 0 | 2 | 0 | 0 | 0 | 0 | 0 | 0 | 0 | 0 |

DESHON ELLIOTT'S NFL REGULAR SEASON DEFENSIVE STATISTICS

| DATE | TEAM | GP | GS | TACKLES | | | | | QBH | INTERCEPTIONS | | | | O. FUMB | | | | ST | | | MISC | | | | | |
|------------|----------|----|----|---------|-----|----|-----|-----|-----|---------------|-----|----|-----|---------|----|----|----|----|----|-----|------|----|---|---|----|----|
| | | | | TK | S | A | TFL | YDS | | SK | YDS | NO | YDS | LG | TD | PD | FF | FR | TD | YDS | | TK | S | A | FF | FR |
| 2018 | Ravens | 0 | 0 | 0 | 0 | 0 | 0 | 0 | 0 | 0 | 0 | 0 | 0 | 0 | 0 | 0 | 0 | 0 | 0 | 0 | 0 | 0 | 0 | 0 | 0 | |
| 2019 | Ravens | 6 | 0 | 3 | 3 | 0 | 0 | 0 | 0.0 | 0.0 | 0 | 0 | 0 | 0 | 1 | 0 | 0 | 0 | 0 | 3 | 3 | 0 | 0 | 0 | 0 | 0 |
| 2020 | Ravens | 16 | 16 | 80 | 51 | 29 | 3 | 15 | 2.5 | 14.0 | 5 | 0 | 0 | 0 | 4 | 2 | 0 | 0 | 0 | 0 | 0 | 0 | 0 | 0 | 0 | 0 |
| 2021 | Ravens | 6 | 6 | 23 | 19 | 4 | 3 | 9 | 1.0 | 6.0 | 3 | 1 | 0 | 0 | 2 | 0 | 0 | 0 | 0 | 0 | 0 | 0 | 0 | 0 | 0 | 0 |
| 2022 | Lions | 14 | 13 | 95 | 72 | 23 | 5 | 8 | 0.0 | 0.0 | 3 | 1 | 0 | 0 | 3 | 1 | 1 | 0 | 1 | 1 | 0 | 0 | 0 | 0 | 0 | 0 |
| 2023 | Dolphins | 15 | 15 | 82 | 53 | 29 | 1 | 0 | 0.0 | 0.0 | 0 | 1 | 0 | 0 | 7 | 0 | 1 | 0 | 0 | 0 | 0 | 0 | 0 | 0 | 0 | 0 |
| 2024 | Steelers | 1 | 1 | 4 | 1 | 3 | 0 | 0 | 0.0 | 0.0 | 0 | 1 | 0 | 0 | 2 | 0 | 0 | 0 | 0 | 0 | 0 | 0 | 0 | 0 | 0 | 0 |
| NFL TOTALS | | 58 | 51 | 287 | 199 | 88 | 12 | 32 | 3.5 | 20.0 | 11 | 4 | 0 | 0 | 19 | 3 | 2 | 0 | 4 | 4 | 0 | 0 | 0 | 0 | 0 | 0 |

DESHON ELLIOTT'S NFL POSTSEASON DEFENSIVE STATISTICS

| DATE | TEAM | GP | GS | TACKLES | | | | | QBH | INTERCEPTIONS | | | | O. FUMB | | | | ST | | | MISC | | | | | |
|------------|----------|----|----|---------|---|---|-----|-----|-----|---------------|-----|----|-----|---------|----|----|----|----|----|-----|------|----|---|---|----|----|
| | | | | TK | S | A | TFL | YDS | | SK | YDS | NO | YDS | LG | TD | PD | FF | FR | TD | YDS | | TK | S | A | FF | FR |
| 2018 | Ravens | 0 | 0 | 0 | 0 | 0 | 0 | 0 | 0.0 | 0.0 | 0 | 0 | 0 | 0 | 0 | 0 | 0 | 0 | 0 | 0 | 0 | 0 | 0 | 0 | 0 | 0 |
| 2019 | Ravens | 0 | 0 | 0 | 0 | 0 | 0 | 0 | 0.0 | 0.0 | 0 | 0 | 0 | 0 | 0 | 0 | 0 | 0 | 0 | 0 | 0 | 0 | 0 | 0 | 0 | 0 |
| 2020 | Ravens | 2 | 2 | 8 | 6 | 2 | 0 | 0 | 0.0 | 0.0 | 0 | 0 | 0 | 0 | 1 | 0 | 0 | 0 | 1 | 1 | 0 | 0 | 0 | 0 | 0 | 0 |
| 2023 | Dolphins | 1 | 1 | 9 | 3 | 6 | 0 | 0 | 0.0 | 0.0 | 0 | 0 | 0 | 0 | 0 | 0 | 0 | 0 | 0 | 0 | 0 | 0 | 0 | 0 | 0 | 0 |
| NFL TOTALS | | 3 | 3 | 17 | 9 | 8 | 0 | 0 | 0.0 | 0.0 | 0 | 0 | 0 | 0 | 1 | 0 | 0 | 0 | 1 | 1 | 0 | 0 | 0 | 0 | 0 | 0 |

SINGLE-GAME HIGHS: DEFENSIVE

- | | | | |
|-----------------|---|-----------------------|---|
| Total Tackles | 13 at Los Angeles Chargers, Sep 10, 2023 12 at New England Patriots, Oct 09, 2022 | Fumble Recoveries | 1 at Minnesota Vikings, Sep 25, 2022 |
| Solo Tackles | 10 at New England Patriots, Oct 09, 2022 9 vs. Seattle Seahawks, Oct 02, 2022 | Tackles For Loss | 3 at New England Patriots, Oct 09, 2022 2 vs. Minnesota Vikings, Nov 07, 2021 ...1 more at 2. |
| Sacks | 1.0 vs. Los Angeles Chargers, Oct 17, 2021 1.0 vs. Cincinnati Bengals, Oct 11, 2020 ...1 more at 1.0. | Interceptions | 1 at Atlanta Falcons, Sep 08, 2024 1 vs. Buffalo Bills, Jan 07, 2024 ...2 more at 1. |
| Passes Defended | 2 at Atlanta Falcons, Sep 08, 2024 2 vs. Denver Broncos, Sep 24, 2023 ...1 more at 2. | Special Teams Tackles | 1 at Dallas Cowboys, Oct 23, 2022 1 at Pittsburgh Steelers, Oct 06, 2019 ...2 more at 1. |
| Forced Fumbles | 2 at Philadelphia Eagles, Oct 18, 2020 1 vs. Jacksonville Jaguars, Dec 04, 2022 | | |

SINGLE-GAME HIGHS - POSTSEASON: DEFENSIVE

Total Tackles 4 at Buffalo Bills, Jan 16, 2021
 4 at Tennessee Titans, Jan 10, 2021
 Solo Tackles 3 at Buffalo Bills, Jan 16, 2021
 3 at Tennessee Titans, Jan 10, 2021

Passes Defensed 1 at Tennessee Titans, Jan 10, 2021
 Special Teams Tackles 1 at Buffalo Bills, Jan 16, 2021

2024 GAME-BY-GAME REGULAR-SEASON STATISTICS (STEELERS)

| DATE | OPPONENT | P/S | TACKLES | | | | | | | INTERCEPTIONS | | | | O. FUMB | | | ST | | | | MISC | | W/L | SCORE | | | | | | |
|--------------------|------------|------------|----------|----------|----------|------------|------------|----------|----------|---------------|----------|----------|----------|----------|----------|----------|----------|----------|----------|----------|----------|----------|----------|----------|----------|----------|----------|------------|---|-------|
| | | | TK | S | A | SK | YDS | TFL | YDS | QBH | NO | YDS | LG | TD | PD | FF | FR | TD | YDS | TK | S | A | | | FF | FR | S | A | | |
| 09/08 | at Falcons | S | 4 | 1 | 3 | 0.0 | 0.0 | 0 | 0 | 0 | 1 | 0 | 0 | 0 | 2 | 0 | 0 | 0 | 0 | 0 | 0 | 0 | 0 | 0 | 0 | 0 | 0 | 0 | W | 18-10 |
| 2024 TOTALS | | 1-1 | 4 | 1 | 3 | 0.0 | 0.0 | 0 | 0 | 0 | 1 | 0 | 0 | 0 | 2 | 0 | 0 | 0 | 0 | 0 | 0 | 0 | 0 | 0 | 0 | 0 | 0 | 1-0 | | |

2023 GAME-BY-GAME REGULAR-SEASON STATISTICS (DOLPHINS)

| DATE | OPPONENT | P/S | TACKLES | | | | | | | INTERCEPTIONS | | | | O. FUMB | | | ST | | | | MISC | | W/L | SCORE | | | | | |
|--------------------|---------------|--------------|------------------|-----------|-----------|------------|------------|----------|----------|---------------|----------|----------|----------|----------|----------|----------|----------|----------|----------|----------|----------|----------|----------|----------|----------|----------|-------------|-------|-------|
| | | | TK | S | A | SK | YDS | TFL | YDS | QBH | NO | YDS | LG | TD | PD | FF | FR | TD | YDS | TK | S | A | | | FF | FR | S | A | |
| 09/10 | at Chargers | S | 13 | 8 | 5 | 0.0 | 0.0 | 0 | 0 | 0 | 0 | 0 | 0 | 0 | 0 | 0 | 0 | 0 | 0 | 0 | 0 | 0 | 0 | 0 | 0 | 0 | 0 | W | 36-34 |
| 09/17 | at Patriots | S | 4 | 3 | 1 | 0.0 | 0.0 | 0 | 0 | 0 | 0 | 0 | 0 | 0 | 1 | 1 | 0 | 0 | 0 | 0 | 0 | 0 | 0 | 0 | 0 | 0 | W | 24-17 | |
| 09/24 | Broncos | S | 5 | 3 | 2 | 0.0 | 0.0 | 0 | 0 | 0 | 0 | 0 | 0 | 2 | 0 | 0 | 0 | 0 | 0 | 0 | 0 | 0 | 0 | 0 | 0 | 0 | W | 70-20 | |
| 10/01 | at Bills | S | ON INACTIVE LIST | | | | | | | | | | | | | | | | | | | | | | | L | 20-48 | | |
| 10/08 | Giants | S | 6 | 5 | 1 | 0.0 | 0.0 | 0 | 0 | 0 | 0 | 0 | 0 | 0 | 0 | 0 | 0 | 0 | 0 | 0 | 0 | 0 | 0 | 0 | 0 | 0 | W | 31-16 | |
| 10/15 | Panthers | S | 5 | 3 | 2 | 0.0 | 0.0 | 0 | 0 | 0 | 0 | 0 | 0 | 0 | 0 | 0 | 0 | 0 | 0 | 0 | 0 | 0 | 0 | 0 | 0 | 0 | W | 42-21 | |
| 10/22 | at Eagles | S | 4 | 2 | 2 | 0.0 | 0.0 | 0 | 0 | 0 | 0 | 0 | 0 | 0 | 0 | 0 | 0 | 0 | 0 | 0 | 0 | 0 | 0 | 0 | 0 | 0 | L | 17-31 | |
| 10/29 | Patriots | S | 6 | 4 | 2 | 0.0 | 0.0 | 0 | 0 | 0 | 0 | 0 | 0 | 1 | 0 | 0 | 0 | 0 | 0 | 0 | 0 | 0 | 0 | 0 | 0 | 0 | W | 31-17 | |
| 11/05 | at Chiefs | S | 4 | 3 | 1 | 0.0 | 0.0 | 0 | 0 | 0 | 0 | 0 | 0 | 0 | 0 | 0 | 0 | 0 | 0 | 0 | 0 | 0 | 0 | 0 | 0 | 0 | L | 14-21 | |
| 11/19 | Raiders | S | 1 | 1 | 0 | 0.0 | 0.0 | 0 | 0 | 0 | 0 | 0 | 0 | 0 | 0 | 0 | 0 | 0 | 0 | 0 | 0 | 0 | 0 | 0 | 0 | 0 | W | 20-13 | |
| 11/24 | at Jets | S | 1 | 1 | 0 | 0.0 | 0.0 | 0 | 0 | 0 | 0 | 0 | 0 | 1 | 0 | 0 | 0 | 0 | 0 | 0 | 0 | 0 | 0 | 0 | 0 | 0 | W | 34-13 | |
| 12/03 | at Commanders | S | 3 | 1 | 2 | 0.0 | 0.0 | 0 | 0 | 0 | 0 | 0 | 0 | 1 | 0 | 0 | 0 | 0 | 0 | 0 | 0 | 0 | 0 | 0 | 0 | 0 | W | 45-15 | |
| 12/11 | Titans | S | 8 | 4 | 4 | 0.0 | 0.0 | 0 | 0 | 0 | 0 | 0 | 0 | 0 | 0 | 0 | 0 | 0 | 0 | 0 | 0 | 0 | 0 | 0 | 0 | 0 | L | 27-28 | |
| 12/17 | Jets | S | ON INACTIVE LIST | | | | | | | | | | | | | | | | | | | | | | | W | 30-0 | | |
| 12/24 | Cowboys | S | 2 | 2 | 0 | 0.0 | 0.0 | 0 | 0 | 0 | 0 | 0 | 0 | 0 | 0 | 0 | 0 | 0 | 0 | 0 | 0 | 0 | 0 | 0 | 0 | 0 | W | 22-20 | |
| 12/31 | at Ravens | S | 10 | 7 | 3 | 0.0 | 0.0 | 1 | 0 | 0 | 0 | 0 | 0 | 0 | 0 | 0 | 0 | 0 | 0 | 0 | 0 | 0 | 0 | 0 | 0 | 0 | L | 19-56 | |
| 01/07 | Bills | S | 10 | 6 | 4 | 0.0 | 0.0 | 0 | 0 | 0 | 1 | 0 | 0 | 0 | 1 | 0 | 0 | 0 | 0 | 0 | 0 | 0 | 0 | 0 | 0 | 0 | L | 14-21 | |
| 2023 TOTALS | | 15-15 | 82 | 53 | 29 | 0.0 | 0.0 | 1 | 0 | 0 | 1 | 0 | 0 | 0 | 7 | 0 | 1 | 0 | 0 | 0 | 0 | 0 | 0 | 0 | 0 | 0 | 11-6 | | |

2022 GAME-BY-GAME REGULAR-SEASON STATISTICS (LIONS)

| DATE | OPPONENT | P/S | TACKLES | | | | | | | INTERCEPTIONS | | | | O. FUMB | | | ST | | | | MISC | | W/L | SCORE | | | | |
|--------------------|-------------|--------------|------------------|-----------|-----------|------------|------------|----------|----------|---------------|----------|----------|----------|----------|----------|----------|----------|----------|----------|----------|----------|----------|----------|----------|----------|----------|------------|-------|
| | | | TK | S | A | SK | YDS | TFL | YDS | QBH | NO | YDS | LG | TD | PD | FF | FR | TD | YDS | TK | S | A | | | FF | FR | S | A |
| 09/11 | Eagles | S | 6 | 6 | 0 | 0.0 | 0.0 | 0 | 0 | 0 | 0 | 0 | 0 | 0 | 0 | 0 | 0 | 0 | 0 | 0 | 0 | 0 | 0 | 0 | 0 | 0 | L | 35-38 |
| 09/18 | Commanders | S | 6 | 5 | 1 | 0.0 | 0.0 | 0 | 0 | 2 | 0 | 0 | 0 | 0 | 0 | 0 | 0 | 0 | 0 | 0 | 0 | 0 | 0 | 0 | 0 | 0 | W | 36-27 |
| 09/25 | at Vikings | S | 5 | 3 | 2 | 0.0 | 0.0 | 0 | 0 | 0 | 0 | 0 | 0 | 0 | 0 | 1 | 0 | 0 | 0 | 0 | 0 | 0 | 0 | 0 | 0 | 0 | L | 24-28 |
| 10/02 | Seahawks | S | 11 | 9 | 2 | 0.0 | 0.0 | 0 | 0 | 0 | 0 | 0 | 0 | 0 | 0 | 0 | 0 | 0 | 0 | 0 | 0 | 0 | 0 | 0 | 0 | 0 | L | 45-48 |
| 10/09 | at Patriots | P | 12 | 10 | 2 | 0.0 | 0.0 | 3 | 7 | 0 | 1 | 0 | 0 | 0 | 1 | 0 | 0 | 0 | 0 | 0 | 0 | 0 | 0 | 0 | 0 | 0 | L | 0-29 |
| 10/23 | at Cowboys | S | 8 | 4 | 4 | 0.0 | 0.0 | 1 | 1 | 0 | 0 | 0 | 0 | 0 | 0 | 0 | 0 | 0 | 0 | 1 | 1 | 0 | 0 | 0 | 0 | 0 | L | 6-24 |
| 10/30 | Dolphins | S | ON INACTIVE LIST | | | | | | | | | | | | | | | | | | | | | | | L | 27-31 | |
| 11/06 | Packers | S | 7 | 5 | 2 | 0.0 | 0.0 | 0 | 0 | 0 | 0 | 0 | 0 | 1 | 0 | 0 | 0 | 0 | 0 | 0 | 0 | 0 | 0 | 0 | 0 | 0 | W | 15-9 |
| 11/13 | at Bears | S | 1 | 1 | 0 | 0.0 | 0.0 | 0 | 0 | 0 | 0 | 0 | 0 | 0 | 0 | 0 | 0 | 0 | 0 | 0 | 0 | 0 | 0 | 0 | 0 | 0 | W | 31-30 |
| 11/20 | at Giants | S | 8 | 8 | 0 | 0.0 | 0.0 | 0 | 0 | 1 | 0 | 0 | 0 | 0 | 0 | 0 | 0 | 0 | 0 | 0 | 0 | 0 | 0 | 0 | 0 | 0 | W | 31-18 |
| 11/24 | Bills | S | 8 | 4 | 4 | 0.0 | 0.0 | 0 | 0 | 0 | 0 | 0 | 0 | 0 | 0 | 0 | 0 | 0 | 0 | 0 | 0 | 0 | 0 | 0 | 0 | 0 | L | 25-28 |
| 12/04 | Jaguars | S | 6 | 3 | 3 | 0.0 | 0.0 | 0 | 0 | 0 | 0 | 0 | 0 | 0 | 1 | 0 | 0 | 0 | 0 | 0 | 0 | 0 | 0 | 0 | 0 | 0 | W | 40-14 |
| 12/11 | Vikings | S | 6 | 6 | 0 | 0.0 | 0.0 | 0 | 0 | 0 | 0 | 0 | 0 | 1 | 0 | 0 | 0 | 0 | 0 | 0 | 0 | 0 | 0 | 0 | 0 | 0 | W | 34-23 |
| 12/18 | at Jets | S | 6 | 5 | 1 | 0.0 | 0.0 | 1 | 0 | 0 | 0 | 0 | 0 | 0 | 0 | 0 | 0 | 0 | 0 | 0 | 0 | 0 | 0 | 0 | 0 | 0 | W | 20-17 |
| 12/24 | at Panthers | S | INACTIVE | | | | | | | | | | | | | | | | | | | | | | | L | 23-37 | |
| 01/01 | Bears | S | INACTIVE | | | | | | | | | | | | | | | | | | | | | | | W | 41-10 | |
| 01/08 | at Packers | S | 5 | 3 | 2 | 0.0 | 0.0 | 0 | 0 | 0 | 0 | 0 | 0 | 0 | 0 | 0 | 0 | 0 | 0 | 0 | 0 | 0 | 0 | 0 | 0 | 0 | W | 20-16 |
| 2022 TOTALS | | 14-13 | 95 | 72 | 23 | 0.0 | 0.0 | 5 | 8 | 3 | 1 | 0 | 0 | 0 | 3 | 1 | 1 | 0 | 0 | 0 | 1 | 1 | 0 | 0 | 0 | 0 | 9-8 | |

2021 GAME-BY-GAME REGULAR-SEASON STATISTICS (RAVENS)

| DATE | OPPONENT | P/S | TACKLES | | | | | | | INTERCEPTIONS | | | | O. FUMB | | | ST | | | | MISC | | W/L | SCORE | | | | |
|--------------------|-------------|------------|------------------|-----------|----------|------------|------------|----------|----------|---------------|----------|----------|----------|----------|----------|----------|----------|----------|----------|----------|----------|----------|----------|----------|----------|----------|------------|--------|
| | | | TK | S | A | SK | YDS | TFL | YDS | QBH | NO | YDS | LG | TD | PD | FF | FR | TD | YDS | TK | S | A | | | FF | FR | S | A |
| 09/13 | at Raiders | S | 7 | 4 | 3 | 0.0 | 0.0 | 0 | 0 | 0 | 0 | 0 | 0 | 0 | 0 | 0 | 0 | 0 | 0 | 0 | 0 | 0 | 0 | 0 | 0 | 0 | L | 27-33+ |
| 09/19 | Chiefs | S | 3 | 3 | 0 | 0.0 | 0.0 | 0 | 0 | 1 | 0 | 0 | 0 | 0 | 0 | 0 | 0 | 0 | 0 | 0 | 0 | 0 | 0 | 0 | 0 | 0 | W | 36-35 |
| 09/26 | at Lions | S | 2 | 2 | 0 | 0.0 | 0.0 | 0 | 0 | 0 | 0 | 0 | 0 | 0 | 0 | 0 | 0 | 0 | 0 | 0 | 0 | 0 | 0 | 0 | 0 | 0 | W | 19-17 |
| 10/03 | at Broncos | S | ON INACTIVE LIST | | | | | | | | | | | | | | | | | | | | | | | W | 23-7 | |
| 10/11 | Colts | S | ON INACTIVE LIST | | | | | | | | | | | | | | | | | | | | | | | W | 31-25+ | |
| 10/17 | Chargers | S | 3 | 3 | 0 | 1.0 | 6.0 | 1 | 6 | 2 | 1 | 0 | 0 | 0 | 2 | 0 | 0 | 0 | 0 | 0 | 0 | 0 | 0 | 0 | 0 | 0 | W | 34-6 |
| 10/24 | Bengals | S | 2 | 1 | 1 | 0.0 | 0.0 | 0 | 0 | 0 | 0 | 0 | 0 | 0 | 0 | 0 | 0 | 0 | 0 | 0 | 0 | 0 | 0 | 0 | 0 | 0 | L | 17-41 |
| 11/07 | Vikings | S | 6 | 6 | 0 | 0.0 | 0.0 | 2 | 3 | 0 | 0 | 0 | 0 | 0 | 0 | 0 | 0 | 0 | 0 | 0 | 0 | 0 | 0 | 0 | 0 | 0 | W | 34-31+ |
| 11/11 | at Dolphins | S | INJURED RESERVE | | | | | | | | | | | | | | | | | | | | | | | L | 10-22 | |
| 11/21 | at Bears | S | INJURED RESERVE | | | | | | | | | | | | | | | | | | | | | | | W | 16-13 | |
| 11/28 | Browns | S | INJURED RESERVE | | | | | | | | | | | | | | | | | | | | | | | W | 16-10 | |
| 12/05 | at Steelers | S | INJURED RESERVE | | | | | | | | | | | | | | | | | | | | | | | L | 19-20 | |
| 12/12 | at Browns | S | INJURED RESERVE | | | | | | | | | | | | | | | | | | | | | | | L | 22-24 | |
| 12/19 | Packers | S | INJURED RESERVE | | | | | | | | | | | | | | | | | | | | | | | L | 30-31 | |
| 12/26 | at Bengals | S | INJURED RESERVE | | | | | | | | | | | | | | | | | | | | | | | L | 21-41 | |
| 01/02 | Rams | S | INJURED RESERVE | | | | | | | | | | | | | | | | | | | | | | | L | 19-20 | |
| 01/09 | Steelers | S | INJURED RESERVE | | | | | | | | | | | | | | | | | | | | | | | L | 13-16+ | |
| 2021 TOTALS | | 6-6 | 23 | 19 | 4 | 1.0 | 6.0 | 3 | 9 | 3 | 1 | 0 | 0 | 0 | 2 | 0 | 0 | 0 | 0 | 0 | 0 | 0 | 0 | 0 | 0 | 0 | 8-9 | |

+/- Overtime

2020 GAME-BY-GAME REGULAR-SEASON STATISTICS (RAVENS)

| DATE | OPPONENT | P/S | TACKLES | | | | | | | INTERCEPTIONS | | | | O. FUMB | | | ST | | | MISC | | W/L | SCORE | | | | |
|-------------|------------------|-------|---------|----|----|-----|------|-----|-----|---------------|----|-----|----|---------|----|----|----|----|-----|------|---|-----|-------|---|----|------|-------|
| | | | TK | S | A | SK | YDS | TFL | YDS | QBH | NO | YDS | LG | TD | PD | FF | FR | TD | YDS | TK | S | | | A | FF | FR | S |
| 09/13 | Browns | S | 5 | 2 | 3 | 0.0 | 0.0 | 0 | 0 | 0 | 0 | 0 | 0 | 0 | 0 | 0 | 0 | 0 | 0 | 0 | 0 | 0 | 0 | 0 | 0 | W | 38-6 |
| 09/20 | at Texans | S | 4 | 4 | 0 | 1.0 | 4.0 | 1 | 4 | 2 | 0 | 0 | 0 | 0 | 0 | 0 | 0 | 0 | 0 | 0 | 0 | 0 | 0 | 0 | 0 | W | 33-16 |
| 09/28 | Chiefs | S | 5 | 4 | 1 | 0.0 | 0.0 | 0 | 0 | 0 | 0 | 0 | 0 | 0 | 1 | 0 | 0 | 0 | 0 | 0 | 0 | 0 | 0 | 0 | 0 | L | 20-34 |
| 10/04 | at Football Team | S | 3 | 2 | 1 | 0.0 | 0.0 | 0 | 0 | 0 | 0 | 0 | 0 | 0 | 1 | 0 | 0 | 0 | 0 | 0 | 0 | 0 | 0 | 0 | 0 | W | 31-17 |
| 10/11 | Bengals | S | 5 | 2 | 3 | 1.0 | 9.0 | 2 | 11 | 1 | 0 | 0 | 0 | 0 | 0 | 0 | 0 | 0 | 0 | 0 | 0 | 0 | 0 | 0 | 0 | W | 27-3 |
| 10/18 | at Eagles | S | 3 | 1 | 2 | 0.0 | 0.0 | 0 | 0 | 1 | 0 | 0 | 0 | 0 | 0 | 1 | 2 | 0 | 0 | 0 | 0 | 0 | 0 | 0 | 0 | W | 30-28 |
| 11/01 | Steelers | S | 7 | 4 | 3 | 0.5 | 1.0 | 0 | 0 | 1 | 0 | 0 | 0 | 0 | 0 | 0 | 0 | 0 | 0 | 0 | 0 | 0 | 0 | 0 | 0 | L | 24-28 |
| 11/08 | at Colts | S | 4 | 4 | 0 | 0.0 | 0.0 | 0 | 0 | 0 | 0 | 0 | 0 | 0 | 0 | 0 | 0 | 0 | 0 | 0 | 0 | 0 | 0 | 0 | 0 | W | 24-10 |
| 11/15 | at Patriots | S | 6 | 4 | 2 | 0.0 | 0.0 | 0 | 0 | 0 | 0 | 0 | 0 | 0 | 0 | 0 | 0 | 0 | 0 | 0 | 0 | 0 | 0 | 0 | 0 | L | 17-23 |
| 11/22 | Titans | S | 6 | 3 | 3 | 0.0 | 0.0 | 0 | 0 | 0 | 0 | 0 | 0 | 0 | 0 | 0 | 0 | 0 | 0 | 0 | 0 | 0 | 0 | 0 | 0 | L | 24-30 |
| 12/02 | at Steelers | S | 7 | 5 | 2 | 0.0 | 0.0 | 0 | 0 | 0 | 0 | 0 | 0 | 0 | 0 | 0 | 0 | 0 | 0 | 0 | 0 | 0 | 0 | 0 | 0 | L | 14-19 |
| 12/08 | Cowboys | S | 7 | 7 | 0 | 0.0 | 0.0 | 0 | 0 | 0 | 0 | 0 | 0 | 0 | 0 | 0 | 0 | 0 | 0 | 0 | 0 | 0 | 0 | 0 | 0 | W | 34-17 |
| 12/14 | at Browns | S | 7 | 5 | 2 | 0.0 | 0.0 | 0 | 0 | 0 | 0 | 0 | 0 | 0 | 1 | 0 | 0 | 0 | 0 | 0 | 0 | 0 | 0 | 0 | 0 | W | 47-42 |
| 12/20 | Jaguars | S | 5 | 1 | 4 | 0.0 | 0.0 | 0 | 0 | 0 | 0 | 0 | 0 | 0 | 0 | 0 | 0 | 0 | 0 | 0 | 0 | 0 | 0 | 0 | 0 | W | 40-14 |
| 12/27 | Giants | S | 4 | 3 | 1 | 0.0 | 0.0 | 0 | 0 | 0 | 0 | 0 | 0 | 0 | 0 | 0 | 0 | 0 | 0 | 0 | 0 | 0 | 0 | 0 | 0 | W | 27-13 |
| 01/03 | at Bengals | S | 2 | 0 | 2 | 0.0 | 0.0 | 0 | 0 | 0 | 0 | 0 | 0 | 0 | 0 | 0 | 0 | 0 | 0 | 0 | 0 | 0 | 0 | 0 | 0 | W | 38-3 |
| 2020 TOTALS | | 16-16 | 80 | 51 | 29 | 2.5 | 14.0 | 3 | 15 | 5 | 0 | 0 | 0 | 0 | 4 | 2 | 0 | 0 | 0 | 0 | 0 | 0 | 0 | 0 | 0 | 11-5 | |

+ - Overtime

2019 GAME-BY-GAME REGULAR-SEASON STATISTICS (RAVENS)

| DATE | OPPONENT | P/S | TACKLES | | | | | | | INTERCEPTIONS | | | | O. FUMB | | | ST | | | MISC | | W/L | SCORE | | | | |
|-------------|-------------|-----|---------|---|---|-----|-----|-----|-----|---------------|----|-----|----|---------|----|----|----|----|-----|------|---|-----|-------|---|----|------|--------|
| | | | TK | S | A | SK | YDS | TFL | YDS | QBH | NO | YDS | LG | TD | PD | FF | FR | TD | YDS | TK | S | | | A | FF | FR | S |
| 09/08 | at Dolphins | P | 0 | 0 | 0 | 0.0 | 0.0 | 0 | 0 | 0 | 0 | 0 | 0 | 0 | 0 | 0 | 0 | 0 | 0 | 0 | 0 | 0 | 0 | 0 | 0 | W | 59-10 |
| 09/15 | Cardinals | P | 0 | 0 | 0 | 0.0 | 0.0 | 0 | 0 | 0 | 0 | 0 | 0 | 0 | 0 | 0 | 0 | 0 | 0 | 0 | 0 | 0 | 0 | 0 | 0 | W | 23-17 |
| 09/22 | at Chiefs | P | 0 | 0 | 0 | 0.0 | 0.0 | 0 | 0 | 0 | 0 | 0 | 0 | 0 | 0 | 0 | 0 | 0 | 0 | 0 | 0 | 0 | 0 | 0 | 0 | L | 28-33 |
| 09/29 | Browns | P | 2 | 2 | 0 | 0.0 | 0.0 | 0 | 0 | 0 | 0 | 0 | 0 | 0 | 0 | 0 | 0 | 0 | 0 | 0 | 0 | 0 | 0 | 0 | 0 | L | 25-40 |
| 10/06 | at Steelers | P | 0 | 0 | 0 | 0.0 | 0.0 | 0 | 0 | 0 | 0 | 0 | 0 | 0 | 0 | 0 | 0 | 0 | 0 | 0 | 0 | 0 | 0 | 0 | 0 | W | 26-23+ |
| 10/13 | Bengals | P | 1 | 1 | 0 | 0.0 | 0.0 | 0 | 0 | 0 | 0 | 0 | 0 | 1 | 0 | 0 | 0 | 0 | 0 | 0 | 0 | 0 | 0 | 0 | 0 | W | 23-17 |
| 10/20 | at Seahawks | | | | | | | | | | | | | | | | | | | | | | | | | W | 30-16 |
| 11/03 | Patriots | | | | | | | | | | | | | | | | | | | | | | | | | W | 37-20 |
| 11/10 | at Bengals | | | | | | | | | | | | | | | | | | | | | | | | | W | 49-13 |
| 11/17 | Texans | | | | | | | | | | | | | | | | | | | | | | | | | W | 41-7 |
| 11/25 | at Rams | | | | | | | | | | | | | | | | | | | | | | | | | W | 45-6 |
| 12/01 | 49ers | | | | | | | | | | | | | | | | | | | | | | | | | W | 20-17 |
| 12/08 | at Bills | | | | | | | | | | | | | | | | | | | | | | | | | W | 24-17 |
| 12/12 | Jets | | | | | | | | | | | | | | | | | | | | | | | | | W | 42-21 |
| 12/22 | at Browns | | | | | | | | | | | | | | | | | | | | | | | | | W | 31-15 |
| 12/29 | Steelers | | | | | | | | | | | | | | | | | | | | | | | | | W | 28-10 |
| 2019 TOTALS | | 6-0 | 3 | 3 | 0 | 0.0 | 0.0 | 0 | 0 | 0 | 0 | 0 | 0 | 1 | 0 | 0 | 0 | 0 | 0 | 0 | 0 | 0 | 0 | 0 | 0 | 14-2 | |

+ - Overtime

2018 GAME-BY-GAME REGULAR-SEASON STATISTICS (RAVENS)

| DATE | OPPONENT | P/S | TACKLES | | | | | | | INTERCEPTIONS | | | | O. FUMB | | | ST | | | MISC | | W/L | SCORE | | | | |
|-------------|-------------|-----|---------|---|---|-----|-----|-----|-----|---------------|----|-----|----|---------|----|----|----|----|-----|------|---|-----|-------|---|----|------|--------|
| | | | TK | S | A | SK | YDS | TFL | YDS | QBH | NO | YDS | LG | TD | PD | FF | FR | TD | YDS | TK | S | | | A | FF | FR | S |
| 09/09 | Bills | | | | | | | | | | | | | | | | | | | | | | | | | W | 47-3 |
| 09/13 | at Bengals | | | | | | | | | | | | | | | | | | | | | | | | | L | 23-34 |
| 09/23 | Broncos | | | | | | | | | | | | | | | | | | | | | | | | | W | 27-14 |
| 09/30 | at Steelers | | | | | | | | | | | | | | | | | | | | | | | | | W | 26-14 |
| 10/07 | at Browns | | | | | | | | | | | | | | | | | | | | | | | | | L | 9-12+ |
| 10/14 | at Titans | | | | | | | | | | | | | | | | | | | | | | | | | W | 21-0 |
| 10/21 | Saints | | | | | | | | | | | | | | | | | | | | | | | | | L | 23-24 |
| 10/28 | at Panthers | | | | | | | | | | | | | | | | | | | | | | | | | L | 21-36 |
| 11/04 | Steelers | | | | | | | | | | | | | | | | | | | | | | | | | L | 16-23 |
| 11/18 | Bengals | | | | | | | | | | | | | | | | | | | | | | | | | W | 24-21 |
| 11/25 | Raiders | | | | | | | | | | | | | | | | | | | | | | | | | W | 34-17 |
| 12/02 | at Falcons | | | | | | | | | | | | | | | | | | | | | | | | | W | 26-16 |
| 12/09 | at Chiefs | | | | | | | | | | | | | | | | | | | | | | | | | L | 24-27+ |
| 12/16 | Buccaneers | | | | | | | | | | | | | | | | | | | | | | | | | W | 20-12 |
| 12/22 | at Chargers | | | | | | | | | | | | | | | | | | | | | | | | | W | 22-10 |
| 12/30 | Browns | | | | | | | | | | | | | | | | | | | | | | | | | W | 26-24 |
| 2018 TOTALS | | | 0 | 0 | 0 | 0.0 | 0.0 | 0 | 0 | 0 | 0 | 0 | 0 | 0 | 0 | 0 | 0 | 0 | 0 | 0 | 0 | 0 | 0 | 0 | 0 | 10-6 | |

+ - Overtime

2023 GAME-BY-GAME POSTSEASON STATISTICS (DOLPHINS)

| DATE | OPPONENT | P/S | TACKLES | | | | | | | INTERCEPTIONS | | | | O. FUMB | | | ST | | | MISC | | W/L | SCORE | | | | |
|-------------|-----------|-----|---------|---|---|-----|-----|-----|-----|---------------|----|-----|----|---------|----|----|----|----|-----|------|---|-----|-------|---|----|----|------|
| | | | TK | S | A | SK | YDS | TFL | YDS | QBH | NO | YDS | LG | TD | PD | FF | FR | TD | YDS | TK | S | | | A | FF | FR | S |
| 01/13 | at Chiefs | S | 9 | 3 | 6 | 0.0 | 0.0 | 0 | 0 | 0 | 0 | 0 | 0 | 0 | 0 | 0 | 0 | 0 | 0 | 0 | 0 | 0 | 0 | 0 | 0 | L | 7-26 |
| 2023 TOTALS | | 1-1 | 9 | 3 | 6 | 0.0 | 0.0 | 0 | 0 | 0 | 0 | 0 | 0 | 0 | 0 | 0 | 0 | 0 | 0 | 0 | 0 | 0 | 0 | 0 | 0 | 0 | 0-1 |

2020 GAME-BY-GAME POSTSEASON STATISTICS (RAVENS)

| DATE | OPPONENT | P/S | TACKLES | | | | | | | INTERCEPTIONS | | | | O. FUMB | | | ST | | | MISC | | W/L | SCORE | | | | |
|-------------|-----------|-----|---------|---|---|-----|-----|-----|-----|---------------|----|-----|----|---------|----|----|----|----|-----|------|---|-----|-------|---|----|-----|-------|
| | | | TK | S | A | SK | YDS | TFL | YDS | QBH | NO | YDS | LG | TD | PD | FF | FR | TD | YDS | TK | S | | | A | FF | FR | S |
| 01/10 | at Titans | S | 4 | 3 | 1 | 0.0 | 0.0 | 0 | 0 | 0 | 0 | 0 | 0 | 1 | 0 | 0 | 0 | 0 | 0 | 0 | 0 | 0 | 0 | 0 | 0 | W | 20-13 |
| 01/16 | at Bills | S | 4 | 3 | 1 | 0.0 | 0.0 | 0 | 0 | 0 | 0 | 0 | 0 | 0 | 0 | 0 | 0 | 0 | 0 | 0 | 0 | 0 | 0 | 0 | 0 | L | 3-17 |
| 2020 TOTALS | | 2-2 | 8 | 6 | 2 | 0.0 | 0.0 | 0 | 0 | 0 | 0 | 0 | 0 | 1 | 0 | 0 | 0 | 0 | 0 | 0 | 0 | 0 | 0 | 0 | 0 | 1-1 | |

2019 GAME-BY-GAME POSTSEASON STATISTICS (RAVENS)

| DATE | OPPONENT | P/S | TACKLES | | | | | | | INTERCEPTIONS | | | | O. FUMB | | | ST | | | MISC | | W/L | SCORE | | | | |
|-------------|----------|-----|---------|---|---|-----|-----|-----|-----|---------------|----|-----|----|---------|----|----|----|----|-----|------|---|-----|-------|---|----|----|-------|
| | | | TK | S | A | SK | YDS | TFL | YDS | QBH | NO | YDS | LG | TD | PD | FF | FR | TD | YDS | TK | S | | | A | FF | FR | S |
| 01/11 | Titans | | | | | | | | | | | | | | | | | | | | | | | | | L | 12-28 |
| 2019 TOTALS | | | 0 | 0 | 0 | 0.0 | 0.0 | 0 | 0 | 0 | 0 | 0 | 0 | 0 | 0 | 0 | 0 | 0 | 0 | 0 | 0 | 0 | 0 | 0 | 0 | 0 | 0-1 |

2018 GAME-BY-GAME POSTSEASON STATISTICS (RAVENS)

| DATE | OPPONENT | P/S | TACKLES | | | | | | | INTERCEPTIONS | | | | | O. FUMB | | | ST | | | | | MISC | | W/L | SCORE | | |
|--------------------|----------|-----|---------|---|---|-----|-----|-----|-----|---------------|----|-----|----|----|---------|----|----|----|-----|----|---|---|------|----|-----|-------|---|-------|
| | | | TK | S | A | SK | YDS | TFL | YDS | QBH | NO | YDS | LG | TD | PD | FF | FR | TD | YDS | TK | S | A | FF | FR | | | S | A |
| 01/06 | Chargers | | 0 | 0 | 0 | 0.0 | 0.0 | 0 | 0 | 0 | 0 | 0 | 0 | 0 | 0 | 0 | 0 | 0 | 0 | 0 | 0 | 0 | 0 | 0 | 0 | 0 | L | 17-23 |
| 2018 TOTALS | | | 0 | 0 | 0 | 0.0 | 0.0 | 0 | 0 | 0 | 0 | 0 | 0 | 0 | 0 | 0 | 0 | 0 | 0 | 0 | 0 | 0 | 0 | 0 | 0 | 0-1 | | |



**JALEN^S
ELLIOTT**

HEIGHT: 6-0
WEIGHT: 206
COLLEGE: Notre Dame
BORN: July 7, 1998



HOW ACQUIRED: FA '24
NFL EXPERIENCE: 3rd year
BIRTHPLACE: Richmond, VA

PRO CAREER

- ✦ Has played in eight career games (one start) in three-year NFL career (Pittsburgh 2023; Las Vegas 2022-2023; New England 2022; Detroit 2020-22)
- ✦ Has registered eight tackles (four solo) and four special teams tackles (three solo) in his two-year career (Lions 2020-22; New England 2022; Las Vegas 2022; Pittsburgh 2023)
- ✦ Made NFL debut in Week 7 of 2021 (at L.A. Rams)
- ✦ Made NFL starting debut in Week 14 of 2021 (at Denver)

2023 (STEELERS/RAIDERS)

- ✦ Did not play in a regular-season game but spent time on the Pittsburgh and Las Vegas practice squads

2022 (PATRIOTS/RAIDERS)

- ✦ Did not play in a regular-season game but spent time on the New England and Las Vegas practice squads

2021 (LIONS)

- ✦ Played in eight games (one start)
- ✦ Registered eight tackles (four solo)
- ✦ Recorded four special teams tackles (three solo)
- ✦ Started the season on practice squad before being signed to the active roster prior to Week 7
- ✦ Recorded a career-high five tackles (three solo) in Week 14 at Denver

TRANSACTIONS

- ✦ Signed a Reserve/Future contract with Pittsburgh on Jan. 18, 2024
- ✦ Signed to the Steelers practice squad on Oct. 31, 2023
- ✦ Waived by Pittsburgh on Aug. 28, 2023
- ✦ Signed with the Steelers on Aug. 8, 2023
- ✦ Waived by Las Vegas on May 1, 2023
- ✦ Signed a Reserve/Future contract with the Raiders on Jan. 9, 2023
- ✦ Signed to the Las Vegas practice squad on Nov. 9, 2022
- ✦ Waived by New England on Aug. 20, 2022
- ✦ Signed by the Patriots on Aug. 2, 2022
- ✦ Waived by Detroit on May 12, 2022
- ✦ Signed by the Lions on March 14, 2022
- ✦ Signed to the Detroit active roster on Nov. 9, 2021
- ✦ Signed to the Lions practice squad on Sept. 1, 2021
- ✦ Waived by Detroit on Aug. 31, 2021
- ✦ Signed to the Lions practice squad on Sept. 6, 2020
- ✦ Waived by Detroit on Sept. 5, 2020
- ✦ Signed with the Lions as an undrafted free agent in 2020

PERSONAL

- ✦ Prepped at Lloyd C. Bird H.S. (Richmond, Va.), where he guided his team to back-to-back (2013, '14) Virginia State Championships
- ✦ As a senior in 2015, threw for 928 passing yards and registered 14 tackles and five interceptions defensively en route to earning Virginia High School Coaches Association 5A All-State First Team honors

COLLEGE

- ✦ Played in 51 career games (39 starts) and registered 173 career tackles and six interceptions at Notre Dame (2016-19)
- ✦ Appeared and started in all 13 games as a senior captain in 2019, recording 49 tackles and two interceptions
- ✦ Appeared and started in all 13 games in 2018 and registered 67 tackles, four interceptions and seven passes defended
- ✦ Started all 13 games in 2017 and recorded 43 tackles (24 solo) and two passes defended as part of a defense that allowed only four plays of 40 yards or longer in 2017 — the second-fewest of any team in the FBS

REGULAR SEASON COMPARISON: DEFENSIVE - DENVER BRONCOS

| DATE | OPP | W/L | GP/GS | TACKLES | | | | SACK | YDS. | INT | TFL | PD | QBH | MISC | | |
|---------------|-----------|-----|-------|---------|------|------|-----|------|------|-----|-----|----|-----|------|----|----|
| | | | | TOT | SOLO | ASST | | | | | | | | TD | FF | FR |
| 12/12/21 | DET @ DEN | L | S | 5 | 3 | 2 | 0.0 | 0.0 | 0 | 0 | 0 | 0 | 0 | 0 | 0 | 0 |
| TOTALS | | 0/1 | 1/1 | 5 | 3 | 2 | 0.0 | 0.0 | 0 | 0 | 0 | 0 | 0 | 0 | 0 | 0 |

JALEN ELLIOTT'S NFL REGULAR SEASON DEFENSIVE STATISTICS

| DATE | TEAM | GP | GS | TACKLES | | | | | | | INTERCEPTIONS | | | | | O. FUMB | | | ST | | | MISC | | | | | | |
|-------------------|----------|----------|----------|----------|----------|----------|----------|----------|------------|------------|---------------|----------|----------|----------|----------|----------|----------|----------|----------|----------|----------|----------|----------|----------|----------|----------|----------|----------|
| | | | | TK | S | A | TFL | YDS | SK | YDS | QBH | NO | YDS | LG | TD | PD | FF | FR | TD | YDS | TK | S | A | FF | FR | S | A | |
| 2020 | Lions | 0 | 0 | 0 | 0 | 0 | 0 | 0 | 0.0 | 0.0 | 0 | 0 | 0 | 0 | 0 | 0 | 0 | 0 | 0 | 0 | 0 | 0 | 0 | 0 | 0 | 0 | 0 | |
| 2021 | Lions | 8 | 1 | 8 | 4 | 4 | 0 | 0 | 0.0 | 0.0 | 0 | 0 | 0 | 0 | 0 | 0 | 0 | 0 | 0 | 0 | 0 | 0 | 4 | 3 | 1 | 0 | 0 | 0 |
| 2022 | Raiders | 0 | 0 | 0 | 0 | 0 | 0 | 0 | 0.0 | 0.0 | 0 | 0 | 0 | 0 | 0 | 0 | 0 | 0 | 0 | 0 | 0 | 0 | 0 | 0 | 0 | 0 | 0 | 0 |
| 2023 | Steelers | 0 | 0 | 0 | 0 | 0 | 0 | 0 | 0.0 | 0.0 | 0 | 0 | 0 | 0 | 0 | 0 | 0 | 0 | 0 | 0 | 0 | 0 | 0 | 0 | 0 | 0 | 0 | 0 |
| 2024 | Steelers | 0 | 0 | 0 | 0 | 0 | 0 | 0 | 0.0 | 0.0 | 0 | 0 | 0 | 0 | 0 | 0 | 0 | 0 | 0 | 0 | 0 | 0 | 0 | 0 | 0 | 0 | 0 | 0 |
| NFL TOTALS | | 8 | 1 | 8 | 4 | 4 | 0 | 0 | 0.0 | 0.0 | 0 | 0 | 0 | 0 | 0 | 0 | 0 | 0 | 0 | 0 | 0 | 0 | 4 | 3 | 1 | 0 | 0 | 0 |

JALEN ELLIOTT'S NFL POSTSEASON DEFENSIVE STATISTICS

| DATE | TEAM | GP | GS | TACKLES | | | | | | | INTERCEPTIONS | | | | | O. FUMB | | | ST | | | MISC | | | | | | |
|-------------------|----------|----------|----------|----------|----------|----------|----------|----------|------------|------------|---------------|----------|----------|----------|----------|----------|----------|----------|----------|----------|----------|----------|----------|----------|----------|----------|----------|----------|
| | | | | TK | S | A | TFL | YDS | SK | YDS | QBH | NO | YDS | LG | TD | PD | FF | FR | TD | YDS | TK | S | A | FF | FR | S | A | |
| 2023 | Steelers | 0 | 0 | 0 | 0 | 0 | 0 | 0 | 0.0 | 0.0 | 0 | 0 | 0 | 0 | 0 | 0 | 0 | 0 | 0 | 0 | 0 | 0 | 0 | 0 | 0 | 0 | 0 | 0 |
| NFL TOTALS | | 0 | 0 | 0 | 0 | 0 | 0 | 0 | 0.0 | 0.0 | 0 | 0 | 0 | 0 | 0 | 0 | 0 | 0 | 0 | 0 | 0 | 0 | 0 | 0 | 0 | 0 | 0 | 0 |

SINGLE-GAME HIGHS: DEFENSIVE

- Total Tackles 5 at Denver Broncos, Dec 12, 2021
- Special Teams Tackles 3 at Pittsburgh Steelers, Nov 14, 2021
- 2 vs. Philadelphia Eagles, Oct 31, 2021
- 1 vs. Green Bay Packers, Jan 09, 2022
- Solo Tackles 3 at Denver Broncos, Dec 12, 2021
- 1 vs. Philadelphia Eagles, Oct 31, 2021

2024 GAME-BY-GAME REGULAR-SEASON STATISTICS (STEELERS)

| DATE | OPPONENT | P/S | TACKLES | | | | | | | INTERCEPTIONS | | | | | O. FUMB | | | ST | | | MISC | | W/L | SCORE | | | | |
|--------------------|------------|-----|------------------|---|---|----|-----|-----|-----|---------------|----|-----|----|----|---------|----|----|----|-----|----|------|---|-----|-------|----|----|-------|-----|
| | | | TK | S | A | SK | YDS | TFL | YDS | QBH | NO | YDS | LG | TD | PD | FF | FR | TD | YDS | TK | S | A | | | FF | FR | S | A |
| 09/08 | at Falcons | | ON INACTIVE LIST | | | | | | | | | | | | | | | | | | | | | | | W | 18-10 | |
| 2024 TOTALS | | | 0 | 0 | 0 | 0 | 0 | 0 | 0 | 0 | 0 | 0 | 0 | 0 | 0 | 0 | 0 | 0 | 0 | 0 | 0 | 0 | 0 | 0 | 0 | 0 | 0 | 1-0 |

2023 GAME-BY-GAME REGULAR-SEASON STATISTICS (STEELERS)

| DATE | OPPONENT | P/S | TACKLES | | | | | | | INTERCEPTIONS | | | | | O. FUMB | | | ST | | | MISC | | W/L | SCORE | | | |
|--------------------|-------------|-----|----------------|---|---|----|-----|-----|-----|---------------|----|-----|----|----|---------|----|----|----|-----|----|------|---|-----|-------|----|----|-------|
| | | | TK | S | A | SK | YDS | TFL | YDS | QBH | NO | YDS | LG | TD | PD | FF | FR | TD | YDS | TK | S | A | | | FF | FR | S |
| 11/02 | Titans | | PRACTICE SQUAD | | | | | | | | | | | | | | | | | | | | | | | W | 20-16 |
| 11/12 | Packers | | PRACTICE SQUAD | | | | | | | | | | | | | | | | | | | | | | | W | 23-19 |
| 11/19 | at Browns | | PRACTICE SQUAD | | | | | | | | | | | | | | | | | | | | | | | L | 10-13 |
| 11/26 | at Bengals | | PRACTICE SQUAD | | | | | | | | | | | | | | | | | | | | | | | W | 16-10 |
| 12/23 | Bengals | | PRACTICE SQUAD | | | | | | | | | | | | | | | | | | | | | | | W | 34-11 |
| 12/31 | at Seahawks | | PRACTICE SQUAD | | | | | | | | | | | | | | | | | | | | | | | W | 30-23 |
| 01/06 | at Ravens | | PRACTICE SQUAD | | | | | | | | | | | | | | | | | | | | | | | W | 17-10 |
| 2023 TOTALS | | | 0 | 0 | 0 | 0 | 0 | 0 | 0 | 0 | 0 | 0 | 0 | 0 | 0 | 0 | 0 | 0 | 0 | 0 | 0 | 0 | 0 | 0 | 0 | 0 | 6-1 |

2022 GAME-BY-GAME REGULAR-SEASON STATISTICS (RAIDERS)

| DATE | OPPONENT | P/S | TACKLES | | | | | | | INTERCEPTIONS | | | | | O. FUMB | | | ST | | | MISC | | W/L | SCORE | | | |
|--------------------|-------------|-----|----------------|---|---|----|-----|-----|-----|---------------|----|-----|----|----|---------|----|----|----|-----|----|------|---|-----|-------|----|----|--------|
| | | | TK | S | A | SK | YDS | TFL | YDS | QBH | NO | YDS | LG | TD | PD | FF | FR | TD | YDS | TK | S | A | | | FF | FR | S |
| 11/13 | Colts | | PRACTICE SQUAD | | | | | | | | | | | | | | | | | | | | | | | L | 20-25 |
| 11/20 | at Broncos | | PRACTICE SQUAD | | | | | | | | | | | | | | | | | | | | | | | W | 22-16+ |
| 11/27 | at Seahawks | | PRACTICE SQUAD | | | | | | | | | | | | | | | | | | | | | | | W | 40-34+ |
| 12/04 | Chargers | | PRACTICE SQUAD | | | | | | | | | | | | | | | | | | | | | | | W | 27-20 |
| 12/08 | at Rams | | PRACTICE SQUAD | | | | | | | | | | | | | | | | | | | | | | | L | 16-17 |
| 12/18 | Patriots | | PRACTICE SQUAD | | | | | | | | | | | | | | | | | | | | | | | W | 30-24 |
| 12/24 | at Steelers | | PRACTICE SQUAD | | | | | | | | | | | | | | | | | | | | | | | L | 10-13 |
| 01/01 | 49ers | | PRACTICE SQUAD | | | | | | | | | | | | | | | | | | | | | | | L | 34-37+ |
| 01/07 | Chiefs | | PRACTICE SQUAD | | | | | | | | | | | | | | | | | | | | | | | L | 13-31 |
| 2022 TOTALS | | | 0 | 0 | 0 | 0 | 0 | 0 | 0 | 0 | 0 | 0 | 0 | 0 | 0 | 0 | 0 | 0 | 0 | 0 | 0 | 0 | 0 | 0 | 0 | 0 | 4-5 |

+ - Overtime

2021 GAME-BY-GAME REGULAR-SEASON STATISTICS (LIONS)

| DATE | OPPONENT | P/S | TACKLES | | | | | | | INTERCEPTIONS | | | | | O. FUMB | | | ST | | | MISC | | W/L | SCORE | | | | | |
|--------------------|-------------|------------|------------------|----------|----------|----------|----------|----------|----------|---------------|----------|----------|----------|----------|----------|----------|----------|----------|----------|----------|----------|----------|----------|----------|----------|----------|---------------|-------|------|
| | | | TK | S | A | SK | YDS | TFL | YDS | QBH | NO | YDS | LG | TD | PD | FF | FR | TD | YDS | TK | S | A | | | FF | FR | S | A | |
| 09/12 | 49ers | | PRACTICE SQUAD | | | | | | | | | | | | | | | | | | | | | | | L | 33-41 | | |
| 09/20 | at Packers | | PRACTICE SQUAD | | | | | | | | | | | | | | | | | | | | | | | L | 17-35 | | |
| 09/26 | Ravens | | PRACTICE SQUAD | | | | | | | | | | | | | | | | | | | | | | | L | 17-19 | | |
| 10/03 | at Bears | | PRACTICE SQUAD | | | | | | | | | | | | | | | | | | | | | | | L | 14-24 | | |
| 10/10 | at Vikings | | PRACTICE SQUAD | | | | | | | | | | | | | | | | | | | | | | | L | 17-19 | | |
| 10/17 | Bengals | | PRACTICE SQUAD | | | | | | | | | | | | | | | | | | | | | | | L | 11-34 | | |
| 10/24 | at Rams | P | 0 | 0 | 0 | 0 | 0 | 0 | 0 | 0 | 0 | 0 | 0 | 0 | 0 | 0 | 0 | 0 | 0 | 0 | 0 | 0 | 0 | 0 | 0 | 0 | L | 19-28 | |
| 10/31 | Eagles | P | 2 | 1 | 1 | 0 | 0 | 0 | 0 | 0 | 0 | 0 | 0 | 0 | 0 | 0 | 0 | 0 | 0 | 0 | 0 | 0 | 0 | 0 | 0 | 0 | 0 | L | 6-44 |
| 11/14 | at Steelers | P | 1 | 0 | 1 | 0 | 0 | 0 | 0 | 0 | 0 | 0 | 0 | 0 | 0 | 0 | 0 | 0 | 3 | 3 | 0 | 0 | 0 | 0 | 0 | 0 | T | 16-16 | |
| 11/21 | at Browns | P | 0 | 0 | 0 | 0 | 0 | 0 | 0 | 0 | 0 | 0 | 0 | 0 | 0 | 0 | 0 | 0 | 0 | 0 | 0 | 0 | 0 | 0 | 0 | 0 | L | 10-13 | |
| 11/25 | Bears | P | 0 | 0 | 0 | 0 | 0 | 0 | 0 | 0 | 0 | 0 | 0 | 0 | 0 | 0 | 0 | 0 | 0 | 0 | 0 | 0 | 0 | 0 | 0 | 0 | L | 14-16 | |
| 12/05 | Vikings | P | 0 | 0 | 0 | 0 | 0 | 0 | 0 | 0 | 0 | 0 | 0 | 0 | 0 | 0 | 0 | 0 | 0 | 0 | 0 | 0 | 0 | 0 | 0 | 0 | W | 29-27 | |
| 12/12 | at Broncos | S | 5 | 3 | 2 | 0 | 0 | 0 | 0 | 0 | 0 | 0 | 0 | 0 | 0 | 0 | 0 | 0 | 0 | 0 | 0 | 0 | 0 | 0 | 0 | 0 | L | 10-38 | |
| 12/19 | Cardinals | | RESERVE/COVID-19 | | | | | | | | | | | | | | | | | | | | | | | W | 30-12 | | |
| 12/26 | at Falcons | | ON INACTIVE LIST | | | | | | | | | | | | | | | | | | | | | | | L | 16-20 | | |
| 01/02 | at Seahawks | | ON INACTIVE LIST | | | | | | | | | | | | | | | | | | | | | | | L | 29-51 | | |
| 01/09 | Packers | P | 0 | 0 | 0 | 0 | 0 | 0 | 0 | 0 | 0 | 0 | 0 | 0 | 0 | 0 | 0 | 0 | 1 | 0 | 1 | 0 | 0 | 0 | 0 | 0 | W | 37-30 | |
| 2021 TOTALS | | 8-1 | 8 | 4 | 4 | 0 | 0 | 0 | 0 | 0 | 0 | 0 | 0 | 0 | 0 | 0 | 0 | 0 | 4 | 3 | 1 | 0 | 0 | 0 | 0 | 0 | 3-13-1 | | |

2020 GAME-BY-GAME REGULAR-SEASON STATISTICS (LIONS)

| DATE | OPPONENT | P/S | TACKLES | | | | | | | INTERCEPTIONS | | | | | O. FUMB | | | ST | | | | MISC | | W/L | SCORE | | |
|--------------------|---------------|-----|---------|---|---|-----|-----|-----|-----|---------------|----|-----|----|----|---------|----|----|----|-----|----|---|------|----|-----|-------|------|-------|
| | | | TK | S | A | SK | YDS | TFL | YDS | QBH | NO | YDS | LG | TD | PD | FF | FR | TD | YDS | TK | S | A | FF | | | FR | S |
| 09/13 | Bears | | | | | | | | | | | | | | | | | | | | | | | | | L | 23-27 |
| 09/20 | at Packers | | | | | | | | | | | | | | | | | | | | | | | | | L | 21-42 |
| 09/27 | at Cardinals | | | | | | | | | | | | | | | | | | | | | | | | | W | 26-23 |
| 10/04 | Saints | | | | | | | | | | | | | | | | | | | | | | | | | L | 29-35 |
| 10/18 | at Jaguars | | | | | | | | | | | | | | | | | | | | | | | | | W | 34-16 |
| 10/25 | at Falcons | | | | | | | | | | | | | | | | | | | | | | | | | W | 23-22 |
| 11/01 | Colts | | | | | | | | | | | | | | | | | | | | | | | | | L | 21-41 |
| 11/08 | at Vikings | | | | | | | | | | | | | | | | | | | | | | | | | L | 30-34 |
| 11/15 | Football Team | | | | | | | | | | | | | | | | | | | | | | | | | W | 30-27 |
| 11/22 | at Panthers | | | | | | | | | | | | | | | | | | | | | | | | | L | 0-20 |
| 11/26 | Texans | | | | | | | | | | | | | | | | | | | | | | | | | L | 25-41 |
| 12/06 | at Bears | | | | | | | | | | | | | | | | | | | | | | | | | W | 34-30 |
| 12/13 | Packers | | | | | | | | | | | | | | | | | | | | | | | | | L | 24-31 |
| 12/20 | at Titans | | | | | | | | | | | | | | | | | | | | | | | | | L | 25-46 |
| 12/26 | Buccaneers | | | | | | | | | | | | | | | | | | | | | | | | | L | 7-47 |
| 01/03 | Vikings | | | | | | | | | | | | | | | | | | | | | | | | | L | 35-37 |
| 2020 TOTALS | | | 0 | 0 | 0 | 0.0 | 0.0 | 0 | 0 | 0 | 0 | 0 | 0 | 0 | 0 | 0 | 0 | 0 | 0 | 0 | 0 | 0 | 0 | 0 | 0 | 5-11 | |

2023 GAME-BY-GAME POSTSEASON STATISTICS (STEELERS)

| DATE | OPPONENT | P/S | TACKLES | | | | | | | INTERCEPTIONS | | | | | O. FUMB | | | ST | | | | MISC | | W/L | SCORE | | | |
|--------------------|----------|-----|---------|---|---|-----|-----|-----|-----|---------------|----|-----|----|----|---------|----|----|----|-----|----|---|------|----|-----|-------|----|-----|-------|
| | | | TK | S | A | SK | YDS | TFL | YDS | QBH | NO | YDS | LG | TD | PD | FF | FR | TD | YDS | TK | S | A | FF | | | FR | S | A |
| 01/15 | at Bills | | | | | | | | | | | | | | | | | | | | | | | | | | L | 17-31 |
| 2023 TOTALS | | | 0 | 0 | 0 | 0.0 | 0.0 | 0 | 0 | 0 | 0 | 0 | 0 | 0 | 0 | 0 | 0 | 0 | 0 | 0 | 0 | 0 | 0 | 0 | 0 | 0 | 0-1 | |



TROY OTI FAUTANU

HEIGHT: 6-4
WEIGHT: 317
COLLEGE: Washington
BORN: October 11, 2000



HOW ACQUIRED: D1 '24
NFL EXPERIENCE: R
BIRTHPLACE: Henderson, NV

PRO CAREER

- ✦ Has yet to make NFL debut

TRANSACTIONS

- ✦ Signed a four-year contract with Pittsburgh on June 3, 2024
- ✦ Drafted by the Steelers in the first round (20th overall) of the 2024 NFL Draft

PERSONAL

- ✦ Played four seasons as an offensive and defensive lineman at Liberty H.S.
- ✦ Named to the Las Vegas Review Journal's First-Team All-Nevada in 2018
- ✦ USA Today First-Team All-Nevada
- ✦ First-Team All-Southwest League
- ✦ As a senior, helped Liberty advance to the championship game of the 2018 NIAA 4A Desert Region playoffs and also earned a spot in the semifinals of the 4A State playoffs
- ✦ As a junior in 2017, helped Liberty to an 11-2 overall record, the NIAA 4A Sunrise Region championship, and the 4A state semifinals
- ✦ Named to the First-Team All-Southeast League and was a second-team all-state selection by the Las Vegas Review Journal
- ✦ As a sophomore in 2016, team went 12-2 and won the 4A Sunrise championship before making it to the 4A state championship game
- ✦ Played on the varsity as a freshman, as Patriots went 11-2, won the Sunrise playoffs and made it to the Division I state championship game
- ✦ Listed by 247Sports as the No. 27 offensive guard prospect in the nation and the No. 2 overall recruit in Nevada
- ✦ Ranked by Rivals.com as the No. 50 offensive tackle in the nation and the No. 2 prospect in Nevada
- ✦ Named the No. 50 OT in the country and No. 3 Nevada recruit by ESPN
- ✦ Also played high school volleyball

COLLEGE

- ✦ 2023 Third-Team All-American (Associated Press)
- ✦ 2023 Morris Trophy Winner
- ✦ 2023 First-Team All-Pac-12
- ✦ 2022 Second-Team All-Pac-12
- ✦ 2022 Third-Team All-Pac-12 (Pro Football Focus, Phil Steele)
- ✦ 2020 Pac-12 Academic Honor Roll
- ✦ Played in 42 games (31 starts) in four-year career at Washington (2020-23)
- ✦ Started at left tackle in all 15 games in 2023
- ✦ Won the John P. Angel Offensive Power Player of the Year Award at the team's postseason banquet
- ✦ Started all 13 games in 2022
- ✦ Started at left tackle in the first three games of the year, and then at left guard vs. Stanford
- ✦ Returned to left tackle for the remainder of the year

TROY FAUTANU'S NFL REGULAR SEASON STATISTICS

| DATE | TEAM | GP | GS |
|-------------------|----------|----------|----------|
| 2024 | Steelers | 0 | 0 |
| NFL TOTALS | | 0 | 0 |

2024 GAME-BY-GAME REGULAR-SEASON STATISTICS (STEELERS)

| DATE | OPPONENT | P/S | W/L | SCORE |
|--------------------|------------|------------|---------------------------|------------|
| 09/08 | at Falcons | | DID NOT PLAY (NON-INJURY) | W 18-10 |
| 2024 TOTALS | | 0-0 | | 1-0 |

TROY FAUTANU'S COLLEGE STATISTICS

| DATE | TEAM | GP | GS |
|---------------|------------|-----------|-----------|
| 2020 | Washington | 4 | 0 |
| 2021 | Washington | 10 | 3 |
| 2022 | Washington | 13 | 13 |
| 2023 | Washington | 15 | 15 |
| TOTALS | | 42 | 31 |



JUSTIN QB
FIELDS

HEIGHT: 6-3
WEIGHT: 228
COLLEGE: Ohio State
BORN: March 5, 1999

HOW ACQUIRED: TR '24 (CHI)
NFL EXPERIENCE: 4th year
BIRTHPLACE: Kennesaw, GA



PRO CAREER

- ✦ Has played in 40 games (38 starts) in his four-year career (Chicago 2021-23)
- ✦ Has completed 578 of 958 passes for 6,674 yards and 40 TDs while rushing for an additional 2,220 yards on 356 attempts with 14 TDs
- ✦ Selected by the Bears with the 11th overall pick in the first round of the 2021 NFL Draft
- ✦ Chicago acquired the 11th overall selection after completing a trade with the N.Y. Giants
- ✦ Third Ohio State quarterback in the common draft era to be selected in the first round of an NFL draft, joining Art Schlichter (No. 4 overall pick in 1982) and Dwayne Haskins (No. 15 overall pick in 2019)
- ✦ Made NFL debut in Week 1 of 2021 (vs. L.A. Rams)
- ✦ Made NFL starting debut in Week 3 of 2021 (at Cleveland)

2023 (BEARS)

- ✦ Played in 13 regular-season games (13 starts) (missed four due to a right thumb injury)
- ✦ Completed 227-of-370 passes on season for 2,562 yards with 16 TDs
- ✦ Rushed 124 times for 657 yards (5.3 avg.) with four TDs
- ✦ Led all rushers with 59 yards in Week 1 vs. Green Bay and surpassed former Bears QB Jim Harbaugh (1,609) for second on the franchise all-time QB rushing list
- ✦ Completed 24-of-37 passes for 216 yards and one TD, including 10 passes in the first half for 96 yards, the sixth-most passing yards in a first-half in his career
- ✦ Reached 400 career completions in Week 3 against Kansas City, becoming the fifth Bears quarterback to reach 400 career completions in his first 30 games
- ✦ Finished Week 4 against Denver completing 29-of-35 passes for 335 yards and four TDs, marking career-highs in all three categories
- ✦ His 132.7 passer rating also set a new career high
- ✦ Completed 16-of-17 passes for 231 yards and three TDs in the first half in Week 4 vs. Denver
- ✦ Since 2000, Fields' 16 straight completions to open the game was the most consecutive completions to start a game by any quarterback in franchise history
- ✦ Eclipsed 40 total TDs and 30 passing TDs for his career with three in the first half
- ✦ Finished the first half in Week 5 at Washington with three TD passes for the second straight game
- ✦ First Bears quarterback since at least 1991 to pass for 3+ first-half TDs in consecutive weeks
- ✦ Finished the game completing 15-of-29 passes for 282 yards and four TDs and also rushed 11 times for 57 yards
- ✦ Fourth QB since the 1970 NFL-AFL merger to have 5,000 passing yards and 1,500 rushing yards within their first 30 QB starts
- ✦ Went 16-of-23 for 169 yards with one TD in Week 11 at Detroit – also rushed 18 times (matched career-high) for a season-high 104 yards
- ✦ Marked his fifth career 100-yard rushing game and first of the season
- ✦ Completed 27-of-37 passes for 217 yards and 12 rushes for 59 yards in Week 12 vs. Minnesota
- ✦ In Week 14, eclipsed 2,000 rushing yards for his career
- ✦ Second-fastest quarterback in NFL history to reach 2,000 rushing yards, needing only 36 games (Lamar Jackson, 33)
- ✦ Second-fastest quarterback in NFL history to reach 5,000 passing yards and 2,000 rushing yards (Jackson, 35 games)
- ✦ Reached 2,000 passing yards on season in Week 16 against Cardinals

2022 (BEARS)

- ✦ Played in and started 15 regular-season games
- ✦ Completed 192-of-318 passes for 242 yards with 17 TDs
- ✦ Rushed 160 times for 1,143 yards (7.1 avg.) with eight TDs
- ✦ Helped lead the Bears to a Week 1 victory vs. San Francisco, finishing the game with a pair of TDs and 121 yards on 8-of-17 passing, also adding 28 yards on the ground
- ✦ In Week 5 at Minnesota, finished the afternoon 15-of-21 passing for 208 yards and one TD, while also adding eight rushes for 47 yards on the ground
- ✦ Recorded a career-best passer rating of 118.8 as well as a completion percentage of 71.4
- ✦ In the Week 7 win against the Patriots, he finished the night completing 13-of-21 passes for 179 yards and two TDs (passing TD, rushing TD)
- ✦ Recorded a game-high 82 rushing yards on 14 attempts, his second performance with both a rushing and passing TD in the same game (vs. SF, 10/31/21)
- ✦ Finished 17-of-23 with 151 passing yards and two TDs against Dallas in Week 8 – also rushed eight times for 60 yards and a rushing TD
- ✦ Registered 424 total rushing yards in the first eight weeks of the season, which is the second-most among all NFL quarterbacks, and the second-most in franchise history by a Bears quarterback through the first eight games of the season, trailing only Bobby Douglass (556, 1972)
- ✦ Had one of the best performances of his career in Week 9 vs. Miami , completing 17-of-28 passes for 123 yards and three TDs, while also rushing 15 times for 178 yards and a TD
- ✦ Finished with a passer rating of 106.7, which was his second straight game with a passer rating above 100.0
- ✦ His rushing performance broke Michael Vick's previous single-game record of 173 rushing yards and stands as the highest rushing total by any NFL quarterback in a regular-season game in NFL history
- ✦ Surpassed Chicago's Bobby Douglass' 127-yard rushing performance on Dec. 17, 1972 to become the Bears' single-game franchise record-holder
- ✦ First player since at least 1950 to record 150+ rushing yards and 3+ passing TDs in a single game
- ✦ Joined Buffalo's Josh Allen, Cincinnati's Joe Burrow and Baltimore's Lamar Jackson as the only players entering Week 9 to record at least three TD passes and a rushing TD in the same game
- ✦ Followed up historic Week 9 performance with another great game against the Lions in Week 10, finishing with 147 yards on 13 rushes and two TDs while also completing 12-of-20 passes for 167 yards and two TDs
- ✦ First quarterback in Bears franchise history to post back-to-back games with 100+ rushing yards, and he's the first Bears player to rush for 100+ yards in consecutive games since Jordan Howard did so on Dec. 24, 2016 and Jan. 1, 2017
- ✦ Combined for 325 rushing yards in Weeks 9-10, which is the most total rushing yards in a two-game span by a quarterback in NFL history, surpassing Lamar Jackson's 268 combined yards which he recorded Oct. 13, 2019 through Oct. 20, 2019
- ✦ First quarterback in NFL history with a 60+ yard rushing TD in consecutive games
- ✦ Seventh offensive player to do so since 1994, the last player being Saquon Barkley on Dec. 22, 2019 and Dec. 29, 2019

- ✦ Led the team on the ground for the third straight game, finishing with 85 yards and a rushing TD on 18 attempts, while also going 14-of-21 for 153 yards and a passing TD in Week 11 at Atlanta
- ✦ Finished 20-of-25 passing for 254 yards in addition to seven rushes for 71 yards and a TD against the Packers in Week 13
- ✦ First quarterback on record to record three or more rushing TDs of 50+ yards in a single season, dating back to 1925
- ✦ Last players to log three rushing TDs of 50+ yards in a single season were running backs Derrick Henry and Christian McCaffrey, each doing so during the 2019 season
- ✦ The last Bears player to log three rushing TDs of 50+ yards was running back Neal Anderson, who did so during the 1988 season
- ✦ In Week 15 vs. Philadelphia, became the third quarterback in NFL history to rush for 1,000+ yards in a single season, joining Lamar Jackson and Michael Vick
- ✦ Recorded five consecutive games with 70+ rushing yards (Weeks 9-15), which is the longest streak by any QB since at least 1950
- ✦ His 132 rushing yards in Week 17 brought his total to 1,143 on the season, which moved him ahead of four-time Pro Bowler Michael Vick (1,039 rushing yards in 2006) for the second-most rushing yards by a quarterback in NFL history, trailing only Lamar Jackson's 1,206 yards from 2019

2021 (BEARS)

- ✦ Played in 12 regular-season games (10 starts)
- ✦ Threw for 1,870 yards and seven TDs
- ✦ Recorded 420 rushing yards and two rushing TDs
- ✦ Rushed for his first NFL TD in the third quarter of Week 1 at the L.A. Rams, in doing so he became the first Bears rookie quarterback to rush for a TD in his first career game since Johnny Lujack, who rushed for a TD against Green Bay in Week 2 of 1948
- ✦ Made first NFL start in Week 3 vs. Cleveland
- ✦ Started and completed 11 of 17 passes (64.7%) for 209 yards in the Week 4 win over the Lions; connected on a season-long 64-yard pass to Darnell Mooney
- ✦ Completed his first-career TD pass, a two-yarder to tight end Jesper Horsted with 13:16 to go in the second quarter to put Chicago in front during the Week 5 victory at the Raiders
- ✦ Rushed 10 times for a season-high 103 yards in Week 8 vs. San Francisco, becoming the first Bears QB to rush for 100+ yards since Bobby Douglass in 1973
- ✦ Completed 19 of 27 passes for 175 yards and a TD, and in doing so he became the third rookie QB (Robert Griffin and Marcus Mariota) with 100+ rush yards, rush TD & pass TD in single game in NFL history
- ✦ Completed 17-of-29 passes for a season-high 291 passing yards at the Steelers, his seven completions on balls 15+ yards downfield in Pittsburgh are tied for the most by a Bears QB over the past 15 seasons
- ✦ Inactive Weeks 12-13 due to injury
- ✦ Completed 26 of 39 passes for 285 yards, one TD and a rating of 96.6 vs. Minnesota in Week 15
- ✦ Inactive Weeks 16-18

TRANSACTIONS

- ✦ Acquired via trade with the Bears in exchange for the Steelers' sixth-round selection in the 2025 draft
- ✦ Signed a four-year contract with Chicago on June 10, 2021
- ✦ Drafted by Chicago in the first round (11th overall) of the 2021 NFL Draft

PERSONAL

- ✦ Five-star prospect in the 2018 recruiting cycle by every major scouting service from Harrison H.S. under head coach Matt Dickmann
- ✦ Rated as the No. 2 overall player in the Class of 2018 and the nation's top-ranked dual threat QB prospect
- ✦ Awarded MVP of the 2017 Elite 11 Quarterback Competition
- ✦ Totaled 4,187 passing yards, 41 passing TDs, 2,096 rushing yards and 28 rushing TDs in two years as a starter for Harrison H.S.
- ✦ Awarded 2018 Mr. Georgia Football by the Touchdown Club of Atlanta
- ✦ Named the 2017 Class 6A offensive player of the year by the Atlanta-Journal Constitution and the Associated Press, in addition to being named first-team all-state by both publications
- ✦ Played shortstop and second base for the Harrison H.S. varsity baseball team and was a highly-touted baseball prospect with MLB draft potential
- ✦ Son of Gina Tobey, and Ivant "Pablo" and Jo Ann Claudrick Fields
- ✦ Two younger sisters: Jaiden, a softball player at the University of Georgia, and Jessica
- ✦ Majored in consumer and family financial services at Ohio State

COLLEGE

- ✦ Posted a record of 20-2 as Ohio State's starting quarterback from 2019-20, including a 9-2 record against ranked opponents
- ✦ Two-time Big Ten Graham-George Offensive Player of the Year and Griese-Brees Quarterback of the Year (2019-20)
- ✦ Two-time First Team All-Big Ten (coaches and media, 2019-20)
- ✦ 2020 Chicago Tribune Silver Football Award winner
- ✦ 2019 Heisman Trophy finalist and Big Ten Football Championship Game MVP
- ✦ 2019 Second Team All-American by the Walter Camp Football Foundation, CBS Sports, Associated Press, American Football Coaches Association and Football Writers Association of America
- ✦ Accounted for 78 TDs in his two seasons (63 passing, 15 rushing), throwing for 5,373 yards (10th at Ohio State); also threw for 63 TDs (second at Ohio State) and completed 68.4 pct. of his passes (second at Ohio State) with just nine interceptions; also rushed for 867 yards and 15 TDs
- ✦ Had one of the greatest statistical seasons in the history of Ohio State football as a first-year starter in 2019 when he completed 67.2 percent of his passes for 3,273 yards while accounting for 51 TDs (41 passing, 10 rushing)
- ✦ First quarterback in Big Ten history with 40 passing TDs and 10 rushing TDs in the same season in 2019; his 41-3 TD-to-interception ratio was the best in the country; had a passer efficiency rating of 181.43, which was third-best nationally
- ✦ Most Valuable Player of the 2019 Big Ten Championship Game after throwing for 299 yards and three TDs in a 34-21 come-from-behind victory over No. 8 Wisconsin
- ✦ One week prior, threw for 302 yards and four TDs in a 56-27 win at No. 10 Michigan
- ✦ Third Ohio State quarterback in the last 50 years – Rex Kern and Craig Krenzler are the others – to win each of his first 13 games as the Buckeyes' starting QB
- ✦ Enrolled at Ohio State in January of 2019 after spending his freshman season at the University of Georgia
- ✦ Played in 12 of 14 games as a true freshman for Georgia in 2018 and was named to the coaches freshman All-SEC Team
- ✦ Completed 27 of 39 passes for 328 yards and four TDs and also had four rushing TDs
- ✦ Named the SEC freshman of the week on Nov. 19 after passing for 121 yards, rushing for 100 yards and accounting for three TDs in a 66-27 win over UMass.

REGULAR SEASON COMPARISON: PASSING - DENVER BRONCOS

| DATE | OPP | W/L | GP/GS | C | ATT | YDS. | AVG. | TD | LG | INT | SK | SKYD | RTG |
|---------|-------------|-----|-------|----|-----|------|------|----|----|-----|----|------|-------|
| 10/1/23 | CHI vs. DEN | L | S | 28 | 35 | 335 | 9.6 | 4 | 29 | 1 | 4 | 35 | 132.7 |
| TOTALS | | 0/1 | 1/1 | 28 | 35 | 335 | 9.6 | 4 | 29 | 1 | 4 | 35 | -- |

JUSTIN FIELDS' NFL REGULAR SEASON PASSING STATISTICS

| DATE | TEAM | GP | GS | ATT. | CMP. | PCT. | YDS | AVG. | TD | INT. | LG | SK | LST | RATE |
|---------------|----------|-----------|-----------|------------|------------|-------------|--------------|------------|-----------|-----------|-----------|------------|------------|-------------|
| 2021 | Bears | 12 | 10 | 270 | 159 | 58.9 | 1,870 | 6.9 | 7 | 10 | 64 | 36 | 264 | 73.2 |
| 2022 | Bears | 15 | 15 | 318 | 192 | 60.4 | 2,242 | 7.1 | 17 | 11 | 56 | 55 | 359 | 85.2 |
| 2023 | Bears | 13 | 13 | 370 | 227 | 61.4 | 2,562 | 6.9 | 16 | 9 | 58 | 44 | 285 | 86.3 |
| 2024 | Steelers | 1 | 1 | 23 | 17 | 73.9 | 156 | 6.8 | 0 | 0 | 40 | 2 | 23 | 91.9 |
| TOTALS | | 41 | 39 | 981 | 595 | 60.7 | 6,830 | 7.0 | 40 | 30 | 64 | 137 | 931 | 82.5 |

JUSTIN FIELDS' NFL REGULAR SEASON RUSHING STATISTICS

| DATE | TEAM | NO. | YDS. | AVG. | LG | TD |
|---------------|----------|------------|--------------|------------|------------|-----------|
| 2021 | Bears | 72 | 420 | 5.8 | 23 | 2 |
| 2022 | Bears | 160 | 1,143 | 7.1 | 67t | 8 |
| 2023 | Bears | 124 | 657 | 5.3 | 39 | 4 |
| 2024 | Steelers | 14 | 57 | 4.1 | 12 | 0 |
| TOTALS | | 370 | 2,277 | 6.2 | 67T | 14 |

JUSTIN FIELDS' NFL REGULAR SEASON PASSING/RUSHING STATISTICS

| DATE | TEAM | GP | GS | PASSING | | | | | | | | | | | RUSHING | | | | |
|---------------|----------|-----------|-----------|------------|------------|-------------|--------------|------------|-----------|-----------|-----------|------------|------------|-------------|------------|--------------|------------|------------|-----------|
| | | | | ATT. | CMP. | PCT. | YDS | AVG. | TD | INT. | LG | SK | LST | RATE | NO. | YDS. | AVG. | LG | TD |
| 2021 | Bears | 12 | 10 | 270 | 159 | 58.9 | 1,870 | 6.9 | 7 | 10 | 64 | 36 | 264 | 73.2 | 72 | 420 | 5.8 | 23 | 2 |
| 2022 | Bears | 15 | 15 | 318 | 192 | 60.4 | 2,242 | 7.1 | 17 | 11 | 56 | 55 | 359 | 85.2 | 160 | 1,143 | 7.1 | 67t | 8 |
| 2023 | Bears | 13 | 13 | 370 | 227 | 61.4 | 2,562 | 6.9 | 16 | 9 | 58 | 44 | 285 | 86.3 | 124 | 657 | 5.3 | 39 | 4 |
| 2024 | Steelers | 1 | 1 | 23 | 17 | 73.9 | 156 | 6.8 | 0 | 0 | 40 | 2 | 23 | 91.9 | 14 | 57 | 4.1 | 12 | 0 |
| TOTALS | | 41 | 39 | 981 | 595 | 60.7 | 6,830 | 7.0 | 40 | 30 | 64 | 137 | 931 | 82.5 | 370 | 2,277 | 6.2 | 67T | 14 |

SINGLE-GAME HIGHS: QUARTERBACK

| | | | |
|-----------------------|--|-----------------|--|
| Pass Attempts | 40 at Cleveland Browns, Dec 17, 2023 39 vs. Minnesota Vikings, Dec 20, 2021 28 vs. Denver Broncos, Oct 01, 2023 27 at Minnesota Vikings, Nov 27, 2023 | Passer Rating | 132.7 vs. Denver Broncos, Oct 01, 2023 125.3 at Washington Commanders, Oct 05, 2023 |
| Pass Completions | 335 vs. Denver Broncos, Oct 01, 2023 291 at Pittsburgh Steelers, Nov 08, 2021 | Rush Attempts | 18 at Detroit Lions, Nov 19, 2023 18 at Atlanta Falcons, Nov 20, 2022 |
| Yards Passing | 335 vs. Denver Broncos, Oct 01, 2023 291 at Pittsburgh Steelers, Nov 08, 2021 | Rushing Yards | 178 vs. Miami Dolphins, Nov 06, 2022 147 vs. Detroit Lions, Nov 13, 2022 |
| TD Passes | 4 at Washington Commanders, Oct 05, 2023 4 vs. Denver Broncos, Oct 01, 2023 | Rushing Average | 13.2 at Detroit Lions, Jan 01, 2023 11.9 vs. Miami Dolphins, Nov 06, 2022 |
| Long Passes | 64 vs. Detroit Lions, Oct 03, 2021 58 at Washington Commanders, Oct 05, 2023 | Longest Runs | 67t vs. Detroit Lions, Nov 13, 2022 61t vs. Miami Dolphins, Nov 06, 2022 |
| Completion Percentage | 80.0 vs. Denver Broncos, Oct 01, 2023 80.0 vs. Green Bay Packers, Dec 04, 2022 | Rushing TDs | 2 vs. Detroit Lions, Nov 13, 2022 1 vs. Atlanta Falcons, Dec 31, 2023 ...11 more at 1. |

300-YARD PASSING GAMES (1): REGULAR SEASON

| DATE | TEAM | NO. | YDS. | AVG. | LG | TD |
|----------|---------|-----|------|------|-----|----|
| 10/01/23 | BRONCOS | 28 | 335 | 12.0 | 29t | 4 |

2024 GAME-BY-GAME REGULAR-SEASON STATISTICS (STEELERS)

| DATE | OPPONENT | P/S | PASSING | | | | | | | | | | | RUSHING | | | | W/L | SCORE |
|--------------------|------------|------------|-----------|-----------|------------|-------------|------------|------------|----------|----------|-----------|-------------|-------------|-----------|-----------|-----------|----------|------------|-------|
| | | | ATT | CMP | YDS | PCT | Y/A | Y/C | TD | INT | LG | SK/YD | RATE | ATT | YDS | LG | TD | | |
| 09/08 | at Falcons | S | 23 | 17 | 156 | 73.9 | 6.8 | 9.2 | 0 | 0 | 40 | 2/23 | 91.9 | 14 | 57 | 12 | 0 | W | 18-10 |
| 2024 TOTALS | | 1-1 | 23 | 17 | 156 | 73.9 | 6.8 | 9.2 | 0 | 0 | 40 | 2/23 | 91.9 | 14 | 57 | 12 | 0 | 1-0 | |

2023 GAME-BY-GAME REGULAR-SEASON STATISTICS (BEARS)


| DATE | OPPONENT | P/S | PASSING | | | | | | | | | | | RUSHING | | | | W/L | SCORE |
|--------------------|---------------|--------------|------------|------------|--------------|-------------|------------|-------------|-----------|----------|-----------|---------------|-------------|------------|------------|-----------|----------|-------------|-------|
| | | | ATT | CMP | YDS | PCT | Y/A | Y/C | TD | INT | LG | SK/YD | RATE | ATT | YDS | LG | TD | | |
| 09/10 | Packers | S | 37 | 24 | 216 | 64.9 | 5.8 | 9.0 | 1 | 1 | 23 | 4/27 | 78.2 | 9 | 59 | 10 | 0 | L | 20-38 |
| 09/17 | at Buccaneers | S | 29 | 16 | 211 | 55.2 | 7.3 | 13.2 | 1 | 2 | 33 | 6/42 | 61.1 | 4 | 3 | 5 | 1 | L | 17-27 |
| 09/24 | at Chiefs | S | 22 | 11 | 99 | 50.0 | 4.5 | 9.0 | 1 | 1 | 29 | 3/12 | 58.7 | 11 | 47 | 17 | 0 | L | 10-41 |
| 10/01 | Broncos | S | 35 | 28 | 335 | 80.0 | 9.6 | 12.0 | 4 | 1 | 29t | 4/35 | 132.7 | 4 | 25 | 20 | 0 | L | 28-31 |
| 10/05 | at Commanders | S | 29 | 15 | 282 | 51.7 | 9.7 | 18.8 | 4 | 0 | 38 | 3/9 | 125.3 | 11 | 57 | 14 | 0 | W | 40-20 |
| 10/15 | Vikings | S | 10 | 6 | 58 | 60.0 | 5.8 | 9.7 | 0 | 1 | 39 | 4/18 | 36.7 | 8 | 46 | 13 | 0 | L | 13-19 |
| 10/22 | Raiders | | | | | | | | | | | | | | | | | W | 30-12 |
| 10/29 | at Chargers | | | | | | | | | | | | | | | | | L | 13-30 |
| 11/05 | at Saints | | | | | | | | | | | | | | | | | L | 17-24 |
| 11/09 | Panthers | | | | | | | | | | | | | | | | | W | 16-13 |
| 11/19 | at Lions | S | 23 | 16 | 169 | 69.6 | 7.3 | 10.6 | 1 | 0 | 39t | 2/18 | 105.2 | 18 | 104 | 29 | 0 | L | 26-31 |
| 11/27 | at Vikings | S | 37 | 27 | 217 | 73.0 | 5.9 | 8.0 | 0 | 0 | 36 | 3/18 | 87.3 | 12 | 59 | 14 | 0 | W | 12-10 |
| 12/10 | Lions | S | 33 | 19 | 223 | 57.6 | 6.8 | 11.7 | 1 | 0 | 41 | 3/29 | 88.3 | 12 | 58 | 19 | 1 | W | 28-13 |
| 12/17 | at Browns | S | 40 | 19 | 166 | 47.5 | 4.2 | 8.7 | 1 | 2 | 30 | 3/18 | 46.5 | 7 | 30 | 15 | 0 | L | 17-20 |
| 12/24 | Cardinals | S | 27 | 15 | 170 | 55.6 | 6.3 | 11.3 | 1 | 1 | 53 | 1/0 | 71.5 | 9 | 97 | 39 | 1 | W | 27-16 |
| 12/31 | Falcons | S | 30 | 20 | 268 | 62.5 | 8.4 | 13.4 | 1 | 0 | 32 | 3/28 | 99.5 | 11 | 45 | 13 | 1 | W | 37-17 |
| 01/07 | at Packers | S | 16 | 11 | 148 | 68.8 | 9.3 | 13.5 | 0 | 0 | 33 | 5/31 | 97.9 | 8 | 27 | 7 | 0 | L | 9-17 |
| 2023 TOTALS | | 13-13 | 370 | 227 | 2,562 | 61.4 | 6.9 | 11.3 | 16 | 9 | 58 | 44/285 | 86.3 | 124 | 657 | 39 | 4 | 7-10 | |

2022 GAME-BY-GAME REGULAR-SEASON STATISTICS (BEARS)

| DATE | OPPONENT | P/S | PASSING | | | | | | | | | | | RUSHING | | | | W/L | SCORE |
|--------------------|-------------|-------|------------|------------|--------------|-------------|------------|-------------|-----------|-----------|-----------|---------------|-------------|------------|-------------|------------|----------|-------------|-------|
| | | | ATT | CMP | YDS | PCT | Y/A | Y/C | TD | INT | LG | SK/YD | RATE | ATT | YDS | LG | TD | | |
| 09/11 | 49ers | S | 17 | 8 | 121 | 47.1 | 7.1 | 15.1 | 2 | 1 | 51t | 2/16 | 85.7 | 11 | 28 | 12 | 0 | W | 19-10 |
| 09/18 | at Packers | S | 11 | 7 | 70 | 63.6 | 6.4 | 10.0 | 0 | 1 | 30 | 3/22 | 43.8 | 8 | 20 | 7 | 1 | L | 10-27 |
| 09/25 | Texans | S | 17 | 8 | 106 | 47.1 | 6.2 | 13.3 | 0 | 2 | 24 | 5/24 | 27.7 | 8 | 47 | 29 | 0 | W | 23-20 |
| 10/02 | at Giants | S | 22 | 11 | 174 | 50.0 | 7.9 | 15.8 | 0 | 0 | 56 | 6/19 | 76.7 | 7 | 52 | 16 | 0 | L | 12-20 |
| 10/09 | at Vikings | S | 21 | 15 | 208 | 71.4 | 9.9 | 13.9 | 1 | 0 | 39 | 2/15 | 118.8 | 8 | 47 | 12 | 0 | L | 22-29 |
| 10/13 | Commanders | S | 27 | 14 | 190 | 51.9 | 7.0 | 13.6 | 1 | 1 | 40t | 5/36 | 71.5 | 12 | 88 | 39 | 0 | L | 7-12 |
| 10/24 | at Patriots | S | 21 | 13 | 179 | 61.9 | 8.5 | 13.8 | 1 | 1 | 26 | 4/32 | 85.2 | 14 | 82 | 20 | 1 | W | 33-14 |
| 10/30 | at Cowboys | S | 23 | 17 | 151 | 73.9 | 6.6 | 8.9 | 2 | 0 | 36 | 4/25 | 120.0 | 8 | 60 | 15 | 1 | L | 29-49 |
| 11/06 | Dolphins | S | 28 | 17 | 123 | 60.7 | 4.4 | 7.2 | 3 | 0 | 18t | 2/7 | 106.7 | 15 | 178 | 61t | 1 | L | 32-35 |
| 11/13 | Lions | S | 20 | 12 | 167 | 60.0 | 8.4 | 13.9 | 2 | 1 | 50t | 3/17 | 99.4 | 13 | 147 | 67t | 2 | L | 30-31 |
| 11/20 | at Falcons | S | 21 | 14 | 153 | 66.7 | 7.3 | 10.9 | 1 | 1 | 32 | 4/25 | 84.0 | 18 | 85 | 17 | 1 | L | 24-27 |
| 11/27 | at Jets | | | | | | | | | | | | | | | | | L | 10-31 |
| 12/04 | Packers | S | 25 | 20 | 254 | 80.0 | 10.2 | 12.7 | 0 | 2 | 56 | 0/0 | 75.7 | 6 | 71 | 55t | 1 | L | 19-28 |
| 12/18 | Eagles | S | 21 | 14 | 152 | 66.7 | 7.2 | 10.9 | 2 | 0 | 35t | 6/61 | 119.5 | 15 | 95 | 39 | 0 | L | 20-25 |
| 12/24 | Bills | S | 23 | 15 | 119 | 65.2 | 5.2 | 7.9 | 1 | 0 | 44 | 2/15 | 92.5 | 7 | 11 | 7 | 0 | L | 13-35 |
| 01/01 | at Lions | S | 21 | 7 | 75 | 33.3 | 3.6 | 10.7 | 1 | 1 | 16 | 7/45 | 40.8 | 10 | 132 | 60 | 0 | L | 10-41 |
| 01/08 | Vikings | | | | | | | | | | | | | | | | | L | 13-29 |
| 2022 TOTALS | | 15-15 | 318 | 192 | 2,242 | 60.4 | 7.1 | 11.7 | 17 | 11 | 56 | 55/359 | 85.2 | 160 | 1143 | 67T | 8 | 3-14 | |

2021 GAME-BY-GAME REGULAR-SEASON STATISTICS (BEARS)

| DATE | OPPONENT | P/S | PASSING | | | | | | | | | | | RUSHING | | | | W/L | SCORE |
|--------------------|---------------|-------|------------|------------|--------------|-------------|------------|-------------|----------|-----------|-----------|---------------|-------------|-----------|------------|-----------|----------|-------------|-------|
| | | | ATT | CMP | YDS | PCT | Y/A | Y/C | TD | INT | LG | SK/YD | RATE | ATT | YDS | LG | TD | | |
| 09/12 | at Rams | P | 2 | 2 | 10 | 100.0 | 5.0 | 5.0 | 0 | 0 | 9 | 0/0 | 87.5 | 1 | 3 | 3t | 1 | L | 14-34 |
| 09/19 | Bengals | P | 13 | 6 | 60 | 46.2 | 4.6 | 10.0 | 0 | 1 | 21 | 2/25 | 27.7 | 10 | 31 | 10 | 0 | W | 20-17 |
| 09/26 | at Browns | S | 20 | 6 | 68 | 30.0 | 3.4 | 11.3 | 0 | 0 | 18 | 9/67 | 41.2 | 3 | 12 | 7 | 0 | L | 6-26 |
| 10/03 | Lions | S | 17 | 11 | 209 | 64.7 | 12.3 | 19.0 | 0 | 1 | 64 | 1/24 | 82.7 | 3 | 9 | 11 | 0 | W | 24-14 |
| 10/10 | at Raiders | S | 20 | 12 | 111 | 60.0 | 5.6 | 9.3 | 1 | 0 | 18 | 2/10 | 91.9 | 3 | 4 | 3 | 0 | W | 20-9 |
| 10/17 | Packers | S | 27 | 16 | 174 | 59.3 | 6.4 | 10.9 | 1 | 1 | 21 | 4/37 | 75.2 | 6 | 43 | 16 | 0 | L | 14-24 |
| 10/24 | at Buccaneers | S | 32 | 22 | 184 | 68.8 | 5.8 | 8.4 | 0 | 3 | 22 | 4/16 | 44.3 | 8 | 38 | 16 | 0 | L | 3-38 |
| 10/31 | 49ers | S | 27 | 19 | 175 | 70.4 | 6.5 | 9.2 | 1 | 1 | 22 | 4/27 | 84.6 | 10 | 103 | 22t | 1 | L | 22-33 |
| 11/08 | at Steelers | S | 29 | 17 | 291 | 58.6 | 10.0 | 17.1 | 1 | 1 | 50 | 3/13 | 89.9 | 8 | 45 | 8 | 0 | L | 27-29 |
| 11/21 | Ravens | S | 11 | 4 | 79 | 36.4 | 7.2 | 19.8 | 0 | 0 | 29 | 2/1 | 62.3 | 4 | 23 | 8 | 0 | L | 13-16 |
| 11/25 | at Lions | | | | | | | | | | | | | | | | | W | 16-14 |
| 12/05 | Cardinals | | | | | | | | | | | | | | | | | L | 22-33 |
| 12/12 | at Packers | S | 33 | 18 | 224 | 54.5 | 6.8 | 12.4 | 2 | 2 | 54t | 2/14 | 70.8 | 9 | 74 | 20 | 0 | L | 30-45 |
| 12/20 | Vikings | S | 39 | 26 | 285 | 66.7 | 7.3 | 11.0 | 1 | 0 | 27 | 3/30 | 96.6 | 7 | 35 | 23 | 0 | L | 9-17 |
| 12/26 | at Seahawks | | | | | | | | | | | | | | | | | W | 25-24 |
| 01/02 | Giants | | | | | | | | | | | | | | | | | W | 29-3 |
| 01/09 | at Vikings | | | | | | | | | | | | | | | | | L | 17-31 |
| 2021 TOTALS | | 12-10 | 270 | 159 | 1,870 | 58.9 | 6.9 | 11.8 | 7 | 10 | 64 | 36/264 | 73.2 | 72 | 420 | 23 | 2 | 6-11 | |



MINKAH^S FITZPATRICK

HEIGHT: 6-1
WEIGHT: 207
COLLEGE: Alabama
BORN: November 17, 1996

HOW ACQUIRED: TR '19 (MIA)
NFL EXPERIENCE: 7th year
BIRTHPLACE: Old Bridge, NJ



PRO CAREER

- ✦ Four-time Pro Bowler (2019, 2020, 2022, 2023)
- ✦ Three-time Associated Press First Team All-Pro (2019, 2020, 2022)
- ✦ Three-time PFW/PFWA All-NFL Team (3) (2019, 2020, 2022)
- ✦ Has played in 89 games (84 starts) over his six-year NFL career (Dolphins 2018-19; Steelers 2018-23)
- ✦ four interception returns for TDs, two quarterback hits and one fumble recovery for TD
- ✦ His five defensive TDs lead the NFL since he entered the League in 2018 and lead the NFL among active players
- ✦ His four interceptions returned for TDs are the third-most in the NFL since he entered the League in 2018
- ✦ His 19 interceptions rank eighth in the NFL since he entered the League in 2018
- ✦ His 22 total takeaways (17 interceptions and five fumble recoveries) are tied for the fourth-most in the NFL since the start of the 2019 season
- ✦ His 26 combined interceptions, forced fumbles and fumble recoveries are tied for the fourth-most in the NFL since the start of the 2019 season
- ✦ Is the fourth player in NFL history with an interception return for TD in four of his first five seasons, joining Nate Clements, Pro Football Hall of Famer Ken Houston and Deion Jones
- ✦ Has had three seasons for the Steelers with at least four interceptions
- ✦ Has registered at least two passes defended in a game 10 times in his career
- ✦ Has registered at least two interceptions in a game twice in his career
- ✦ Has registered 10 or more tackles in 12 career games
- ✦ Made NFL debut in Week 1 of 2018 (vs. Tennessee)
- ✦ Made NFL starting debut in Week 3 of 2018 (vs. Oakland)

2023 (STEELERS)

- ✦ Played in and started 10 regular-season games
- ✦ Led the Steelers with 54 tackles (37 solo) when he suffered an injury in Week 8 vs. Jacksonville
- ✦ Missed the next four games before returning in Week 13 vs. Arizona, but was lost again in Week 15 at Indianapolis
- ✦ Missed Weeks 16-18 with a knee injury
- ✦ Registered 64 tackles (43 solo), three passes defended and one tackle for loss
- ✦ Recorded 11 tackles in Week 3 at Las Vegas, Week 4 at Houston and Week 7 at L.A. Rams
- ✦ Finished with six tackles (five solo) and two passes defended in Week 2 vs. Cleveland

2022 (STEELERS)

- ✦ Played in and started 15 regular-season games
- ✦ Registered 92 tackles (55 solo), 10 passes defended, six interceptions, one tackle for loss, one quarterback hit and one interception returned for a TD
- ✦ His six interceptions were the most by a Steeler in a season since Troy Polamalu in 2010 (seven), tied for the 12th-most in single-season franchise history and ranked tied-first in the League for the season
- ✦ Finished tied-first in the League in interceptions
- ✦ Became the first Steelers player with an interception in each of the first two games of the season since Troy Polamalu in 2010
- ✦ Was voted the Steelers' 2022 Most Valuable Player by his teammates
- ✦ Received Pro Bowl and Associated Press First Team All-Pro nominations for the third time in his career
- ✦ Had three games with at least 10 tackles (14, Week 1 at Cincinnati; 11, Week 14 vs. Baltimore; 10, Week 18 vs. Cleveland)
- ✦ Was named the AFC Defensive Player of the Week for his performance in Week 1 at Cincinnati (14 total tackles, 10 solo tackles, one interception return for TD, one pass defended and one blocked PAT)
- ✦ Intercepted Cincinnati QB Joe Burrow on his first pass of the game for a touchdown and later blocked the Bengals game-winning PAT to send the game into overtime for a Steelers victory in Week 1
- ✦ Intercepted New England QB Mac Jones at the Steelers' 21-yard line for a 13-yard return in Week 2 vs. New England
- ✦ Picked off Jets QB Zach Wilson at the Jets' 38-yard line and returned it to the four-yard line, allowing the Steelers' offense to get in the end zone three plays later
- ✦ Sealed his team's 19-16 victory at Atlanta in Week 13 by catching a game-ending interception on the first play of the Falcons' final drive
- ✦ Had two consecutive games with interceptions in Week 16 vs. Las Vegas and Week 17 at Baltimore

2021 (STEELERS)

- ✦ Started all 16 regular-season games
- ✦ Recorded double digit tackles in Weeks 1 (10), 5 (10), 14 (14) and 15 (12) during the 2021 season
- ✦ Led the team in solo tackles (84) and combined tackles (124)
- ✦ Tipped a pass from Bengals QB Joe Burrow that was intercepted by S Terrell Edmunds for a Steelers turnover in Week 3 vs Cincinnati
- ✦ Forced a QB Geno Smith fumble in the fourth quarter vs Seattle in Week 6
- ✦ Recorded his first interception of the season at Cincinnati in Week 12, picking off Joe Burrow for an 18-yard return
- ✦ Intercepted QB Lamar Jackson in Week 13 for his second interception in as many weeks

2020 (STEELERS)

- ✦ Started all 16 regular-season games
- ✦ Registered 79 tackles (60 solo), 11 passes defended, four interceptions, one forced fumble, one fumble recovery, one tackle for loss and one interception return for TD
- ✦ One of two players in the NFL in 2020 with at least four interceptions, one forced fumble and one fumble recovery (Marcus Peters, Baltimore)
- ✦ Ranked tied for sixth in the NFL with five takeaways (four interceptions, one fumble recovery) in 2020
- ✦ Ranked tied for seventh in the NFL with four interceptions in 2020
- ✦ Three of his six combined interceptions (four), forced fumbles (one) and fumble recoveries (one) in 2020 came inside the Steelers' red zone
- ✦ Intercepted a pass from Browns QB Baker Mayfield at the Browns' 33-yard line and returned it for a TD that gave the Steelers a 10-0 first-quarter lead in Week 6 of 2020
- ✦ Picked off two passes in Week 10 at Jacksonville
- ✦ Registered an interception and fumble recovery in the 24-19 victory at Dallas in Week 9

2019 (STEELERS)

- ✦ Started all 16 regular-season games (14 for the Steelers and two for the Dolphins)
- ✦ Registered 57 tackles (36 solo) and added nine passes defended, five interceptions, two forced fumbles, one fumble recovery, one QB hit and one tackle for loss
- ✦ Involved in eight of the Steelers' 37 takeaways (five interceptions, one forced fumble and two fumble recoveries)
- ✦ His seven total takeaways (interceptions and fumble recoveries) ranked tied for most in the NFL
- ✦ His eight combined interceptions, forced fumbles and fumble recoveries ranked tied for third in the NFL
- ✦ Registered at least one interception in three consecutive games (Weeks 8-10) - tied for the fourth-longest streak in franchise history
- ✦ Ranked tied for fourth in the NFL with five interceptions in 2019
- ✦ His five interceptions in 2019 were the most by a Steeler in a single season since Troy Polamalu had seven picks in 2010
- ✦ Fitzpatrick, Marcus Peters (Baltimore), Marlon Humphrey (Baltimore), Jamal Adams (New York Jets), Jadeveon Clowney (Seattle Seahawks) and Erik Harris (Oakland) were the only players in the NFL with multiple defensive TDs in 2019
- ✦ First player in franchise history to have five or more interceptions and two or more fumble recoveries in his first or second NFL season
- ✦ First Steeler with multiple interceptions in a game since CB Brice McCain had two against Cincinnati on Dec. 28, 2014
- ✦ First NFL player to pick off a quarterback with the same last name twice in a game since Detroit Lions' CB Levi Johnson intercepted Denver Broncos QB Charley Johnson twice in Week 12 of 1974
- ✦ First player in the Super Bowl era to intercept two or more passes against a team he played for earlier that season
- ✦ Recorded a 96-yard interception return for TD (11/3/19), which was the second-longest interception return in Steelers regular season history (Martin Kottler: 99 yards, 9/27/33)
- ✦ First Steeler with defensive TDs in back-to-back weeks since Sam Washington in Week 3 and 4 of the 1984 season
- ✦ First Steeler to have a fumble return TD and a pick-six in the same season since 1996 (Carnell Lake and Ron Woodson)
- ✦ First Steeler with five interceptions in the first nine weeks of the season since S Darren Perry in 1994, and Fitzpatrick did it in just seven games
- ✦ Registered an interception in three consecutive games for the first time in his career (Weeks 9-11 in 2019), which is tied for the fourth-longest streak in franchise history
- ✦ First Steeler with an interception in three consecutive games since Troy Polamalu accomplished the feat in Weeks 11-14 of 2008
- ✦ In his first game as a Steeler, recorded five tackles (four solo), an interception, a forced fumble and a pass defended in Week 3 at San Francisco
- ✦ First Steeler to have an interception and forced fumble in the same game since William Gay vs. Indianapolis on Nov. 24, 2016
- ✦ Registered two interceptions in a single game for the first time in his career in Week 8 vs. Miami (his old team)
- ✦ First player in the Super Bowl era to intercept two or more passes against a team he played for earlier that season
- ✦ First Steeler with multiple interceptions in a game since CB Brice McCain had two against Cincinnati on Dec. 28, 2014 (W, 27-17)

2018 (DOLPHINS)

- ✦ Played in 16 regular-season games (11 starts)
- ✦ Recorded 79 tackles (50 solo), two interceptions and nine passes defended; one interception return for a TD
- ✦ His 79 tackles were 10th among NFL rookies
- ✦ Registered 10 tackles (four solo), one interception and two passes defended in Week 4 at New England
- ✦ Picked off QB Tom Brady and returned it 14 yards in the 4th quarter for his first career interception
- ✦ Recorded seven tackles (six solo) and started at CB vs. New England in Week 14
- ✦ Registered six solo tackles, one interception and two passes defended in Week 15 at Minnesota
- ✦ Intercepted QB Kirk Cousins and returned it 50 yards for a TD in the 2nd quarter vs. Vikings

TRANSACTIONS

- ✦ Signed a four-year contract extension with Pittsburgh on June 15, 2022
- ✦ Pittsburgh exercised a fifth-year option for 2022
- ✦ Acquired, via trade with Dolphins, along with Miami's fourth-round selection in the 2020 draft and seventh-round selection in the 2021 draft in exchange for the Steelers' first and fifth-round selections in the 2020 draft and the team's sixth-round pick in the 2021 draft
- ✦ Signed a four-year contract with Miami on June 1, 2018
- ✦ Drafted by the Miami Dolphins in the first round (11th overall) of the 2018 NFL Draft

PERSONAL

- ✦ Attended St. Peter's Prep (Jersey City, N.J.)
- ✦ Played wide receiver and defensive back
- ✦ Listed as the No. 4 cornerback in the nation coming out of high school
- ✦ Named to the 2015 Parade All-America team
- ✦ Selected to participate in the 2015 Under Armour All-America Game and Nike's 2014 "The Opening"
- ✦ 2014 second team All-USA selection by USA Today
- ✦ Earned first-team MaxPreps.com Junior All-American accolades in 2013
- ✦ Had 60 tackles and three interceptions as a senior in 2014
- ✦ Accounted for 62 tackles with four picks and 21 pass breakups as a junior in 2013 while earning first-team All-State honors (non-public) and first-team All-Hudson County honors
- ✦ Two interceptions and 12 pass breakups as a sophomore
- ✦ Ran track, placing first at the Hudson County Championships with times of 10.86 seconds and 21.66 seconds in the 100 and 200 meters, respectively

COMMUNITY

- ✦ Raised \$59,000 for KidsVoice last season through his Unshackled Foundation tackle campaign
- ✦ Worked with UPMC Children's Hospital of Pittsburgh Family Connection Center to have a holiday cookie decorating party. Also partnered with Giant Eagle to provide the families who attend groceries and gift cards
- ✦ Hosted a bike giveaway, providing 35 bikes to youth serviced by KidsVoice. In addition to the bikes, the youth also received helmets and shoes.

COLLEGE

- ✦ Played in 42 games (38 starts) as three year-starter at Alabama (2015-17)
- ✦ Registered 171 tackles (109 solo), 4.5 sacks, nine interceptions, 35 passes defensed and two forced fumbles over his collegiate career, while recording one blocked field goal and one blocked punt on special teams
- ✦ Won the Chuck Bednarik Award given to the nation's top defensive player, won the Jim Thorpe Award given to the nation's top defensive back and became just the third player in NCAA history to win both awards joining CB Charles Woodson and CB Patrick Peterson as a junior in 2017
- ✦ Unanimous first-team All-American, a first-team SEC selection, and a finalist for the Jason Witten Collegiate Man of the Year (player who demonstrates a record of leadership by exhibiting exceptional courage, integrity and sportsmanship on and off the field), the Lombardi Award (based on performance, leadership, character and resiliency), the Bronko Nagurski Trophy (best defensive player) and the Lott IMPACT Trophy (best defensive player in character and performance) in 2017
- ✦ Helped Alabama to a victory in the College Football Playoff National Championship in 2017
- ✦ First-team All-American and first-team SEC selection as well as a semi-finalist for the Jim Thorpe Award as a sophomore in 2016
- ✦ Named a Freshman All-American selection in 2015

REGULAR SEASON COMPARISON: DEFENSIVE - DENVER BRONCOS

| DATE | OPP | W/L | GP/GS | TACKLES | | | | ASST | SACK | YDS. | INT | TFL | PD | QBH | TD | MISC | | |
|---------------|-------------|------------|------------|-----------|----------|----|----|----------|------------|------------|----------|----------|----------|----------|----------|----------|----------|----------|
| | | | | TOT | SOLO | SA | FF | | | | | | | | | FR | FF | FR |
| 9/20/20 | PIT vs. DEN | W | S | 6 | 4 | | | 2 | 0.0 | 0.0 | 0 | 0 | 0 | 0 | 0 | 0 | 0 | 0 |
| 10/10/21 | PIT vs. DEN | W | S | 10 | 5 | | | 5 | 0.0 | 0.0 | 0 | 1 | 0 | 0 | 0 | 0 | 0 | 0 |
| TOTALS | | 2/0 | 2/2 | 16 | 9 | | | 7 | 0.0 | 0.0 | 0 | 1 | 0 | 0 | 0 | 0 | 0 | 0 |

MINKAH FITZPATRICK'S NFL REGULAR SEASON DEFENSIVE STATISTICS

| DATE | TEAM | GP | GS | TK | S | A | TACKLES | | | | INTERCEPTIONS | | | | O. FUMB | | | ST | | | MISC | | | | | | | | | | | | | | |
|-------------------|----------|-----------|-----------|------------|------------|------------|----------|-----------|------------|------------|---------------|-----------|------------|------------|----------|-----------|----------|----------|----------|-----------|----------|----------|----------|----------|----------|----------|----------|----------|----------|----------|----------|----------|----------|----------|----------|
| | | | | | | | TFL | YDS | SK | YDS | QBH | NO | YDS | LG | TD | PD | FF | FR | TD | YDS | TK | S | A | FF | FR | S | A | | | | | | | | |
| 2018 | Dolphins | 16 | 11 | 79 | 50 | 29 | 2 | 5 | 0.0 | 0.0 | 0 | 2 | 64 | 50t | 1 | 9 | 0 | 0 | 0 | 0 | 0 | 1 | 1 | 0 | 0 | 0 | 0 | 0 | 0 | 0 | 0 | | | | |
| 2019 | Dolphins | 2 | 2 | 11 | 7 | 4 | 0 | 0 | 0.0 | 0.0 | 0 | 0 | 0 | 0 | 0 | 1 | 1 | 0 | 0 | 0 | 1 | 1 | 0 | 0 | 1 | 1 | 0 | 0 | 0 | 0 | 0 | | | | |
| 2019 | Steelers | 14 | 14 | 57 | 36 | 21 | 1 | 1 | 0.0 | 0.0 | 1 | 5 | 130 | 96t | 1 | 9 | 1 | 2 | 1 | 79 | 0 | 0 | 0 | 0 | 0 | 0 | 0 | 0 | 0 | 0 | 0 | 0 | | | |
| 2019 | TOTAL | 16 | 16 | 68 | 43 | 25 | 1 | 1 | 0.0 | 0.0 | 1 | 5 | 130 | 96t | 1 | 9 | 2 | 3 | 1 | 79 | 1 | 1 | 0 | 0 | 0 | 0 | 0 | 0 | 0 | 0 | 0 | 0 | 0 | | |
| 2020 | Steelers | 16 | 16 | 79 | 60 | 19 | 1 | 1 | 0.0 | 0.0 | 0 | 4 | 77 | 37 | 1 | 11 | 1 | 1 | 0 | -1 | 0 | 0 | 0 | 0 | 0 | 0 | 0 | 0 | 0 | 0 | 0 | 0 | 0 | 0 | |
| 2021 | Steelers | 16 | 16 | 124 | 84 | 40 | 1 | 1 | 0.0 | 0.0 | 0 | 2 | 18 | 18 | 0 | 7 | 1 | 1 | 0 | -1 | 0 | 0 | 0 | 0 | 0 | 0 | 0 | 0 | 0 | 0 | 0 | 0 | 0 | 0 | 0 |
| 2022 | Steelers | 15 | 15 | 96 | 56 | 40 | 1 | 4 | 0.0 | 0.0 | 1 | 6 | 94 | 34 | 1 | 11 | 0 | 0 | 0 | 0 | 0 | 0 | 0 | 0 | 0 | 0 | 0 | 0 | 0 | 0 | 0 | 0 | 0 | 0 | 0 |
| 2023 | Steelers | 10 | 10 | 64 | 43 | 21 | 1 | 1 | 0.0 | 0.0 | 0 | 0 | 0 | 0 | 0 | 3 | 0 | 0 | 0 | 0 | 0 | 0 | 0 | 0 | 0 | 0 | 0 | 0 | 0 | 0 | 0 | 0 | 0 | 0 | 0 |
| 2024 | Steelers | 1 | 1 | 7 | 6 | 1 | 0 | 0 | 0.0 | 0.0 | 0 | 0 | 0 | 0 | 0 | 0 | 0 | 0 | 0 | 0 | 0 | 0 | 0 | 0 | 0 | 0 | 0 | 0 | 0 | 0 | 0 | 0 | 0 | 0 | 0 |
| NFL TOTALS | | 90 | 85 | 517 | 342 | 175 | 7 | 13 | 0.0 | 0.0 | 2 | 19 | 383 | 96t | 4 | 50 | 4 | 5 | 1 | 77 | 2 | 2 | 0 | 0 | 0 | 0 | 0 | 0 | 0 | 0 | 0 | 0 | 0 | 0 | 0 |

MINKAH FITZPATRICK'S NFL POSTSEASON DEFENSIVE STATISTICS

| DATE | TEAM | GP | GS | TK | S | A | TACKLES | | | | INTERCEPTIONS | | | | O. FUMB | | | ST | | | MISC | | | | | | | | | | | | | | | | |
|-------------------|----------|----------|----------|-----------|-----------|----------|----------|----------|------------|------------|---------------|----------|----------|----------|----------|----------|----------|----------|----------|----------|----------|----------|----------|----------|----------|----------|----------|----------|----------|----------|----------|----------|----------|----------|----------|----------|---|
| | | | | | | | TFL | YDS | SK | YDS | QBH | NO | YDS | LG | TD | PD | FF | FR | TD | YDS | TK | S | A | FF | FR | S | A | | | | | | | | | | |
| 2020 | Steelers | 1 | 1 | 6 | 4 | 2 | 0 | 0 | 0.0 | 0.0 | 0 | 0 | 0 | 0 | 0 | 0 | 0 | 0 | 0 | 0 | 0 | 0 | 0 | 0 | 0 | 0 | 0 | 0 | 0 | 0 | 0 | 0 | 0 | 0 | 0 | 0 | |
| 2021 | Steelers | 1 | 1 | 6 | 5 | 1 | 0 | 0 | 0.0 | 0.0 | 0 | 0 | 0 | 0 | 0 | 0 | 0 | 0 | 0 | 0 | 0 | 0 | 0 | 0 | 0 | 0 | 0 | 0 | 0 | 0 | 0 | 0 | 0 | 0 | 0 | 0 | 0 |
| 2023 | Steelers | 1 | 1 | 10 | 5 | 1 | 0 | 4 | 0.0 | 0.0 | 0 | 0 | 0 | 0 | 0 | 0 | 0 | 0 | 0 | 0 | 0 | 0 | 0 | 0 | 0 | 0 | 0 | 0 | 0 | 0 | 0 | 0 | 0 | 0 | 0 | 0 | 0 |
| NFL TOTALS | | 3 | 3 | 22 | 14 | 8 | 1 | 4 | 0.0 | 0.0 | 0 | 0 | 0 | 0 | 0 | 0 | 0 | 0 | 0 | 0 | 0 | 0 | 0 | 0 | 0 | 0 | 0 | 0 | 0 | 0 | 0 | 0 | 0 | 0 | 0 | 0 | |

SINGLE-GAME HIGHS: DEFENSIVE

| | | | |
|--------------------------|--|----------------------------------|--|
| Total Tackles | 14 at Cincinnati Bengals, Sep 11, 2022 14 vs. Tennessee Titans, Dec 19, 2021 | Tackles For Loss | 1 vs. New England Patriots, Dec 07, 2023 1 at Atlanta Falcons, Dec 04, 2022 |
| Solo Tackles | 12 vs. Tennessee Titans, Dec 19, 2021 10 at Cincinnati Bengals, Sep 11, 2022 | Interceptions | ...5 more at 1. 2 at Jacksonville Jaguars, Nov 22, 2020 |
| Passes Defensed | 2 vs. Cleveland Browns, Sep 18, 2023 2 vs. New York Jets, Oct 02, 2022 | Interception Return Yards | 2 vs. Miami Dolphins, Oct 28, 2019 96 vs. Indianapolis Colts, Nov 03, 2019 |
| Forced Fumbles | ...8 more at 2. 1 vs. Seattle Seahawks, Oct 17, 2021 1 at Baltimore Ravens, Nov 01, 2020 | Special Teams Tackles | 50 at Minnesota Vikings, Dec 16, 2018 1 vs. Baltimore Ravens, Sep 08, 2019 1 vs. Detroit Lions, Oct 21, 2018 |
| Fumble Recoveries | ...2 more at 1. 1 vs. Tennessee Titans, Dec 19, 2021 1 at Dallas Cowboys, Nov 08, 2020 | Longest Opp Fumble Return | 43 vs. Los Angeles Rams, Nov 10, 2019 36 at Cincinnati Bengals, Nov 24, 2019 |
| | ...3 more at 1. | | |

SINGLE-GAME HIGHS - POSTSEASON: DEFENSIVE

| | | | |
|----------------------|--|-------------------------|----------------------------------|
| Total Tackles | 10 at Buffalo Bills, Jan 15, 2024 6 at Kansas City Chiefs, Jan 16, 2022 6 vs. Cleveland Browns, Jan 10, 2021 | Tackles For Loss | 1 at Buffalo Bills, Jan 15, 2024 |
| Solo Tackles | 5 at Buffalo Bills, Jan 15, 2024 5 at Kansas City Chiefs, Jan 16, 2022 4 vs. Cleveland Browns, Jan 10, 2021 | | |

2020 GAME-BY-GAME REGULAR-SEASON STATISTICS (STEELERS)

| DATE | OPPONENT | P/S | TACKLES | | | | | | | INTERCEPTIONS | | | | O. FUMB | | | ST | | | MISC | | W/L | SCORE | | | | |
|--------------------|---------------|-----|--------------|-----------|-----------|-----------|------------|------------|----------|---------------|----------|----------|-----------|-----------|----------|-----------|----------|----------|----------|-----------|----------|----------|----------|----------|----------|----------|-------------|
| | | | TK | S | A | SK | YDS | TFL | YDS | QBH | NO | YDS | LG | TD | PD | FF | FR | TD | YDS | TK | S | | | A | FF | FR | S |
| 09/14 | at Giants | S | 2 | 2 | 0 | 0.0 | 0.0 | 0 | 0 | 0 | 0 | 0 | 0 | 0 | 0 | 0 | 0 | 0 | 0 | 0 | 0 | 0 | 0 | 0 | 0 | W | 26-16 |
| 09/20 | Broncos | S | 6 | 4 | 2 | 0.0 | 0.0 | 0 | 0 | 0 | 0 | 0 | 0 | 0 | 0 | 0 | 0 | 0 | 0 | 0 | 0 | 0 | 0 | 0 | 0 | W | 26-21 |
| 09/27 | Texans | S | 5 | 5 | 0 | 0.0 | 0.0 | 0 | 0 | 0 | 0 | 0 | 0 | 0 | 0 | 0 | 0 | 0 | 0 | 0 | 0 | 0 | 0 | 0 | 0 | W | 28-21 |
| 10/11 | Eagles | S | 4 | 3 | 1 | 0.0 | 0.0 | 0 | 0 | 0 | 0 | 0 | 0 | 0 | 0 | 0 | 0 | 0 | 0 | 0 | 0 | 0 | 0 | 0 | 0 | W | 38-29 |
| 10/18 | Browns | S | 1 | 0 | 1 | 0.0 | 0.0 | 0 | 0 | 1 | 33 | 33 | 1 | 1 | 0 | 0 | 0 | 0 | 0 | 0 | 0 | 0 | 0 | 0 | 0 | W | 38-7 |
| 10/25 | at Titans | S | 5 | 3 | 2 | 0.0 | 0.0 | 0 | 0 | 0 | 0 | 0 | 0 | 0 | 0 | 0 | 0 | 0 | 0 | 0 | 0 | 0 | 0 | 0 | 0 | W | 27-24 |
| 11/01 | at Ravens | S | 7 | 4 | 3 | 0.0 | 0.0 | 0 | 0 | 0 | 0 | 0 | 0 | 1 | 1 | 0 | 0 | 0 | 0 | 0 | 0 | 0 | 0 | 0 | 0 | W | 28-24 |
| 11/08 | at Cowboys | S | 6 | 5 | 1 | 0.0 | 0.0 | 0 | 0 | 1 | 7 | 7 | 0 | 2 | 0 | 1 | 0 | -1 | 0 | 0 | 0 | 0 | 0 | 0 | 0 | W | 24-19 |
| 11/15 | Bengals | S | 6 | 6 | 0 | 0.0 | 0.0 | 0 | 0 | 0 | 0 | 0 | 0 | 0 | 0 | 0 | 0 | 0 | 0 | 0 | 0 | 0 | 0 | 0 | 0 | W | 36-10 |
| 11/22 | at Jaguars | S | 5 | 3 | 2 | 0.0 | 0.0 | 0 | 0 | 2 | 37 | 37 | 0 | 2 | 0 | 0 | 0 | 0 | 0 | 0 | 0 | 0 | 0 | 0 | 0 | W | 27-3 |
| 12/02 | Ravens | S | 3 | 3 | 0 | 0.0 | 0.0 | 0 | 0 | 0 | 0 | 0 | 0 | 2 | 0 | 0 | 0 | 0 | 0 | 0 | 0 | 0 | 0 | 0 | 0 | W | 19-14 |
| 12/07 | Football Team | S | 3 | 2 | 1 | 0.0 | 0.0 | 0 | 0 | 0 | 0 | 0 | 0 | 1 | 0 | 0 | 0 | 0 | 0 | 0 | 0 | 0 | 0 | 0 | 0 | L | 17-23 |
| 12/13 | at Bills | S | 6 | 4 | 2 | 0.0 | 0.0 | 0 | 0 | 0 | 0 | 0 | 0 | 0 | 0 | 0 | 0 | 0 | 0 | 0 | 0 | 0 | 0 | 0 | 0 | L | 15-26 |
| 12/21 | at Bengals | S | 7 | 6 | 1 | 0.0 | 0.0 | 1 | 1 | 0 | 0 | 0 | 0 | 0 | 0 | 0 | 0 | 0 | 0 | 0 | 0 | 0 | 0 | 0 | 0 | L | 17-27 |
| 12/27 | Colts | S | 8 | 6 | 2 | 0.0 | 0.0 | 0 | 0 | 0 | 0 | 0 | 0 | 1 | 0 | 0 | 0 | 0 | 0 | 0 | 0 | 0 | 0 | 0 | 0 | W | 28-24 |
| 01/03 | at Browns | S | 5 | 4 | 1 | 0.0 | 0.0 | 0 | 0 | 0 | 0 | 0 | 0 | 1 | 0 | 0 | 0 | 0 | 0 | 0 | 0 | 0 | 0 | 0 | 0 | L | 22-24 |
| 2020 TOTALS | | | 16-16 | 79 | 60 | 19 | 0.0 | 0.0 | 1 | 1 | 0 | 4 | 77 | 37 | 1 | 11 | 1 | 1 | 0 | -1 | 0 | 0 | 0 | 0 | 0 | 0 | 12-4 |

2019 GAME-BY-GAME REGULAR-SEASON STATISTICS (DOLPHINS/STEELERS)

| DATE | OPPONENT | P/S | TACKLES | | | | | | | INTERCEPTIONS | | | | O. FUMB | | | ST | | | MISC | | W/L | SCORE | | | | |
|--------------------|--------------|-----|--------------|-----------|-----------|-----------|------------|------------|----------|---------------|----------|----------|------------|------------|----------|----------|----------|----------|----------|-----------|----------|----------|----------|----------|----------|----------|------------|
| | | | TK | S | A | SK | YDS | TFL | YDS | QBH | NO | YDS | LG | TD | PD | FF | FR | TD | YDS | TK | S | | | A | FF | FR | S |
| 09/08 | Ravens | S | 5 | 3 | 2 | 0.0 | 0.0 | 0 | 0 | 0 | 0 | 0 | 0 | 0 | 0 | 0 | 0 | 0 | 1 | 1 | 0 | 0 | 0 | 0 | 0 | L | 10-59 |
| 09/15 | Patriots | S | 6 | 4 | 2 | 0.0 | 0.0 | 0 | 0 | 0 | 0 | 0 | 0 | 0 | 1 | 1 | 0 | 0 | 0 | 0 | 0 | 0 | 0 | 0 | 0 | L | 0-43 |
| 09/22 | at 49ers | S | 5 | 4 | 1 | 0.0 | 0.0 | 0 | 0 | 1 | 1 | 14 | 14 | 0 | 1 | 1 | 0 | 0 | 0 | 0 | 0 | 0 | 0 | 0 | 0 | L | 20-24 |
| 09/30 | Bengals | S | 4 | 2 | 2 | 0.0 | 0.0 | 0 | 0 | 0 | 0 | 0 | 0 | 0 | 0 | 0 | 0 | 0 | 0 | 0 | 0 | 0 | 0 | 0 | 0 | W | 27-3 |
| 10/06 | Ravens | S | 7 | 6 | 1 | 0.0 | 0.0 | 0 | 0 | 0 | 0 | 0 | 0 | 1 | 0 | 0 | 0 | 0 | 0 | 0 | 0 | 0 | 0 | 0 | 0 | L | 23-26+ |
| 10/13 | at Chargers | S | 5 | 5 | 0 | 0.0 | 0.0 | 0 | 0 | 0 | 0 | 0 | 0 | 1 | 0 | 0 | 0 | 0 | 0 | 0 | 0 | 0 | 0 | 0 | 0 | W | 24-17 |
| 10/28 | Dolphins | S | 2 | 1 | 1 | 0.0 | 0.0 | 0 | 0 | 2 | 6 | 6 | 0 | 2 | 0 | 0 | 0 | 0 | 0 | 0 | 0 | 0 | 0 | 0 | 0 | W | 27-14 |
| 11/03 | Colts | S | 7 | 4 | 3 | 0.0 | 0.0 | 0 | 0 | 1 | 96 | 96 | 1 | 1 | 0 | 0 | 0 | 0 | 0 | 0 | 0 | 0 | 0 | 0 | 0 | W | 26-24 |
| 11/10 | Rams | S | 4 | 3 | 1 | 0.0 | 0.0 | 0 | 0 | 1 | 14 | 14 | 0 | 2 | 0 | 1 | 1 | 43 | 0 | 0 | 0 | 0 | 0 | 0 | 0 | W | 17-12 |
| 11/14 | at Browns | S | 2 | 0 | 2 | 0.0 | 0.0 | 0 | 0 | 0 | 0 | 0 | 0 | 0 | 0 | 0 | 0 | 0 | 0 | 0 | 0 | 0 | 0 | 0 | 0 | L | 7-21 |
| 11/24 | at Bengals | S | 6 | 1 | 5 | 0.0 | 0.0 | 0 | 0 | 0 | 0 | 0 | 0 | 0 | 0 | 1 | 0 | 36 | 0 | 0 | 0 | 0 | 0 | 0 | 0 | W | 16-10 |
| 12/01 | Browns | S | 3 | 2 | 1 | 0.0 | 0.0 | 0 | 0 | 0 | 0 | 0 | 0 | 0 | 1 | 0 | 0 | 0 | 0 | 0 | 0 | 0 | 0 | 0 | 0 | W | 20-13 |
| 12/08 | at Cardinals | S | 1 | 1 | 0 | 0.0 | 0.0 | 1 | 1 | 0 | 0 | 0 | 0 | 0 | 0 | 0 | 0 | 0 | 0 | 0 | 0 | 0 | 0 | 0 | 0 | W | 23-17 |
| 12/15 | Bills | S | 2 | 2 | 0 | 0.0 | 0.0 | 0 | 0 | 0 | 0 | 0 | 0 | 0 | 0 | 0 | 0 | 0 | 0 | 0 | 0 | 0 | 0 | 0 | 0 | L | 10-17 |
| 12/22 | at Jets | S | 5 | 2 | 3 | 0.0 | 0.0 | 0 | 0 | 0 | 0 | 0 | 0 | 0 | 0 | 0 | 0 | 0 | 0 | 0 | 0 | 0 | 0 | 0 | 0 | L | 10-16 |
| 12/29 | at Ravens | S | 4 | 3 | 1 | 0.0 | 0.0 | 0 | 0 | 0 | 0 | 0 | 0 | 0 | 0 | 0 | 0 | 0 | 0 | 0 | 0 | 0 | 0 | 0 | 0 | L | 10-28 |
| 2019 TOTALS | | | 16-16 | 68 | 43 | 25 | 0.0 | 0.0 | 1 | 1 | 1 | 5 | 130 | 96T | 1 | 9 | 2 | 3 | 1 | 79 | 1 | 1 | 0 | 0 | 0 | 0 | 8-8 |

+ - Overtime

Went from Dolphins to Steelers.


2018 GAME-BY-GAME REGULAR-SEASON STATISTICS (DOLPHINS)

| DATE | OPPONENT | P/S | TACKLES | | | | | | | INTERCEPTIONS | | | | O. FUMB | | | ST | | | MISC | | W/L | SCORE | | | | |
|--------------------|-------------|-----|--------------|-----------|-----------|-----------|------------|------------|----------|---------------|----------|----------|-----------|------------|----------|----------|----------|----------|----------|----------|----------|----------|----------|----------|----------|----------|------------|
| | | | TK | S | A | SK | YDS | TFL | YDS | QBH | NO | YDS | LG | TD | PD | FF | FR | TD | YDS | TK | S | | | A | FF | FR | S |
| 09/09 | Titans | P | 6 | 3 | 3 | 0.0 | 0.0 | 0 | 0 | 0 | 0 | 0 | 0 | 0 | 1 | 0 | 0 | 0 | 0 | 0 | 0 | 0 | 0 | 0 | 0 | W | 27-20 |
| 09/16 | at Jets | P | 3 | 2 | 1 | 0.0 | 0.0 | 0 | 0 | 0 | 0 | 0 | 0 | 0 | 0 | 0 | 0 | 0 | 0 | 0 | 0 | 0 | 0 | 0 | 0 | W | 20-12 |
| 09/23 | Raiders | S | 10 | 2 | 8 | 0.0 | 0.0 | 0 | 0 | 0 | 0 | 0 | 0 | 0 | 0 | 0 | 0 | 0 | 0 | 0 | 0 | 0 | 0 | 0 | 0 | W | 28-20 |
| 09/30 | at Patriots | S | 10 | 4 | 6 | 0.0 | 0.0 | 0 | 0 | 0 | 1 | 14 | 14 | 0 | 2 | 0 | 0 | 0 | 0 | 0 | 0 | 0 | 0 | 0 | 0 | L | 7-38 |
| 10/07 | at Bengals | P | 5 | 4 | 1 | 0.0 | 0.0 | 1 | 4 | 0 | 0 | 0 | 0 | 0 | 0 | 0 | 0 | 0 | 0 | 0 | 0 | 0 | 0 | 0 | 0 | L | 17-27 |
| 10/14 | Bears | S | 3 | 2 | 1 | 0.0 | 0.0 | 0 | 0 | 0 | 0 | 0 | 0 | 0 | 1 | 0 | 0 | 0 | 0 | 0 | 0 | 0 | 0 | 0 | 0 | W | 31-28+ |
| 10/21 | Lions | P | 2 | 2 | 0 | 0.0 | 0.0 | 0 | 0 | 0 | 0 | 0 | 0 | 0 | 0 | 0 | 0 | 0 | 0 | 0 | 0 | 0 | 0 | 0 | 0 | L | 21-32 |
| 10/25 | at Texans | P | 4 | 2 | 2 | 0.0 | 0.0 | 0 | 0 | 0 | 0 | 0 | 0 | 0 | 0 | 0 | 0 | 0 | 0 | 0 | 0 | 0 | 0 | 0 | 0 | L | 23-42 |
| 11/04 | Jets | S | 6 | 3 | 3 | 0.0 | 0.0 | 0 | 0 | 0 | 0 | 0 | 0 | 0 | 0 | 0 | 0 | 0 | 0 | 0 | 0 | 0 | 0 | 0 | 0 | W | 13-6 |
| 11/11 | at Packers | S | 2 | 1 | 1 | 0.0 | 0.0 | 0 | 0 | 0 | 0 | 0 | 0 | 0 | 1 | 0 | 0 | 0 | 0 | 0 | 0 | 0 | 0 | 0 | 0 | L | 12-31 |
| 11/25 | at Colts | S | 3 | 3 | 0 | 0.0 | 0.0 | 0 | 0 | 0 | 0 | 0 | 0 | 0 | 0 | 0 | 0 | 0 | 0 | 0 | 0 | 0 | 0 | 0 | 0 | L | 24-27 |
| 12/02 | Bills | S | 5 | 4 | 1 | 0.0 | 0.0 | 0 | 0 | 0 | 0 | 0 | 0 | 0 | 2 | 0 | 0 | 0 | 0 | 0 | 0 | 0 | 0 | 0 | 0 | W | 21-17 |
| 12/09 | Patriots | S | 7 | 6 | 1 | 0.0 | 0.0 | 0 | 0 | 0 | 0 | 0 | 0 | 0 | 0 | 0 | 0 | 0 | 0 | 0 | 0 | 0 | 0 | 0 | 0 | W | 34-33 |
| 12/16 | at Vikings | S | 6 | 6 | 0 | 0.0 | 0.0 | 0 | 0 | 0 | 1 | 50 | 50 | 1 | 2 | 0 | 0 | 0 | 0 | 0 | 0 | 0 | 0 | 0 | 0 | L | 17-41 |
| 12/23 | Jaguars | S | 5 | 5 | 0 | 0.0 | 0.0 | 1 | 1 | 0 | 0 | 0 | 0 | 0 | 0 | 0 | 0 | 0 | 0 | 0 | 0 | 0 | 0 | 0 | 0 | L | 7-17 |
| 12/30 | at Bills | S | 2 | 1 | 1 | 0.0 | 0.0 | 0 | 0 | 0 | 0 | 0 | 0 | 0 | 0 | 0 | 0 | 0 | 0 | 0 | 0 | 0 | 0 | 0 | 0 | L | 17-42 |
| 2018 TOTALS | | | 16-11 | 79 | 50 | 29 | 0.0 | 0.0 | 2 | 5 | 0 | 2 | 64 | 50T | 1 | 9 | 0 | 0 | 0 | 0 | 1 | 1 | 0 | 0 | 0 | 0 | 7-9 |

+ - Overtime

2023 GAME-BY-GAME POSTSEASON STATISTICS (STEELERS)

| DATE | OPPONENT | P/S | TACKLES | | | | | | | INTERCEPTIONS | | | | O. FUMB | | | ST | | | MISC | | W/L | SCORE | | | | |
|--------------------|----------|-----|------------|-----------|----------|----------|------------|------------|----------|---------------|----------|----------|----------|----------|----------|----------|----------|----------|----------|----------|----------|----------|----------|----------|----------|------------|-------|
| | | | TK | S | A | SK | YDS | TFL | YDS | QBH | NO | YDS | LG | TD | PD | FF | FR | TD | YDS | TK | S | | | A | FF | FR | S |
| 01/15 | at Bills | S | 10 | 5 | 5 | 0.0 | 0.0 | 1 | 4 | 0 | 0 | 0 | 0 | 0 | 0 | 0 | 0 | 0 | 0 | 0 | 0 | 0 | 0 | 0 | 0 | L | 17-31 |
| 2023 TOTALS | | | 1-1 | 10 | 5 | 5 | 0.0 | 0.0 | 1 | 4 | 0 | 0 | 0 | 0 | 0 | 0 | 0 | 0 | 0 | 0 | 0 | 0 | 0 | 0 | 0 | 0-1 | |



ZACH FRAZIER

HEIGHT: 6-3
WEIGHT: 310
COLLEGE: West Virginia
BORN: August 29, 2001



HOW ACQUIRED: 02'24
NFL EXPERIENCE: R
BIRTHPLACE: Fairmont, WV



PRO CAREER

- ✦ Has yet to make NFL debut

TRANSACTIONS

- ✦ Signed a four-year contract with Pittsburgh on June 10, 2024
- ✦ Drafted by the Steelers in the second round (51st overall) of the 2024 NFL Draft

PERSONAL

- ✦ Played at Fairmont Senior H.S.
- ✦ Captained the Polar Bears to a 12-1 record and an appearance in the Class AA state semifinal
- ✦ Did not allow a sack in his senior season
- ✦ Captained the Class AA All-State First Team offense in 2019
- ✦ Led the Polar Bears to the Class AA state championship as a junior, earning an undefeated record of 14-0
- ✦ Class AA All-State First Team and All-USA West Virginia First Team Offense in 2018
- ✦ Led school to state championship and 12-2 record as a sophomore, while earning all-state first team and All-USA West Virginia Second Team Offense honors
- ✦ Four-time heavyweight wrestling state champion (2017-20)
- ✦ Only lost two matches his entire high school career (159-2)
- ✦ Had the highest winning percentage of any high school wrestler in the history of Marion County, West Virginia
- ✦ Son of Ray and Heather Frazier
- ✦ Married to the former Stephanie Vincent in May 2023
- ✦ Father played football at Fairmont State
- ✦ Graduated with his bachelor's degree in sport management in December 2023
- ✦ President's List with a 4.0 GPA

COLLEGE

- ✦ Two-time All-American (2021, 2023)
- ✦ Three-time All-Big 12 Conference (2022, 2023 - First Team, 2021 - Second Team)
- ✦ Three-time Team Captain
- ✦ National Football Foundation Scholar-Athlete College Sports Communicators First Team Academic All-American
- ✦ Three-time Academic First Team All-Big 12 Conference
- ✦ Played in 47 career games (46 starts) and registered 37 consecutive starts at center
- ✦ Named WVU's Offensive Lineman of the Week 16 times over his career
- ✦ Allowed one sack over his final two years and four over his career
- ✦ Collected more than 170 career knockdowns over his last three years
- ✦ 2023 First Team All-American (Action Network)
- ✦ 2023 William V. Campbell Trophy Finalist
- ✦ Named WVU's Offensive Lineman of the Week six times in 2023
- ✦ Registered a team-high 58 knockdowns
- ✦ Did not allow a sack for the season
- ✦ Part of an offensive line that led Power 5 in rushing yards (2,976), recorded 32 rushing TDs (tied for No. 11 nationally) and was the only Big 12 school to finish with more than 2,000 rushing yards in conference games.

ZACH FRAZIER'S NFL REGULAR SEASON STATISTICS

| DATE | TEAM | GP | GS |
|-------------------|----------|----------|----------|
| 2024 | Steelers | 1 | 1 |
| NFL TOTALS | | 1 | 1 |

2024 GAME-BY-GAME REGULAR-SEASON STATISTICS (STEELERS)

| DATE | OPPONENT | P/S | W/L | SCORE |
|--------------------|------------|-----|------------|-------|
| 09/08 | at Falcons | S | W | 18-10 |
| 2024 TOTALS | | | 1-0 | |

ZACH FRAZIER'S COLLEGE STATISTICS

| DATE | TEAM | GP | GS |
|---------------|---------------|-----------|-----------|
| 2020 | West Virginia | 9 | 9 |
| 2021 | West Virginia | 13 | 13 |
| 2022 | West Virginia | 12 | 12 |
| 2023 | West Virginia | 12 | 12 |
| TOTALS | | 46 | 46 |



PAT^{TE}
FREIERMUTH

HEIGHT: 6-5
WEIGHT: 258
COLLEGE: Penn State
BORN: October 25, 1998

HOW ACQUIRED: 02/21
NFL EXPERIENCE: 4th year
BIRTHPLACE: Merrimac, MA



PRO CAREER

- ✦ Has played in 44 career regular-season games (26 starts) in three-year NFL career (Pittsburgh 2021-23)
- ✦ Has caught 155 passes for 1,537 yards and 11 TDs
- ✦ His 155 receptions are the most by a tight end in franchise history over their first three years in the NFL
- ✦ Tenth tight end in NFL history to reach 100 career receptions in 25 games or less
- ✦ Reached 100 career receptions in his 25th game in the NFL, which was the 10th-fewest games needed to reach 100 receptions in NFL history
- ✦ Reached 1,000 receiving yards in his 26th career game, tied for the fastest by a tight end in franchise history (Eric Green)
- ✦ His 1,537 receiving yards are the most by a tight end in franchise history over their first three years in the NFL
- ✦ His 11 TD catches are the third-most by a tight end in franchise history over their first three years in the NFL
- ✦ Recorded the first 100-yard receiving game of his career, finishing with nine receptions for 120 yards (both career highs) in Week 12 of 2023 at Cincinnati
- ✦ His 120 yards receiving were the 10th-most in a single-game by a tight end in the NFL in 2023
- ✦ His 120 yards receiving were the third-most in a single-game by a tight end in franchise history
- ✦ His nine receptions were tied for the fifth-most in a single-game by a tight end in franchise history
- ✦ Made NFL debut in Week 1 of 2021 (at Buffalo)
- ✦ Made NFL starting debut in Week 1 of 2021 (at Buffalo)

2023 (STEELERS)

- ✦ Played in 12 regular-season games (nine starts)
- ✦ Returned to the lineup in Week 11 at Cleveland
- ✦ Placed on the Reserve/Injured List following Week 4 at Houston
- ✦ Registered 32 receptions for 308 yards and two TDs
- ✦ Recorded the first 100-yard receiving game of his career, finishing with nine receptions for 120 yards (both career highs) in Week 12 at Cincinnati
- ✦ His 120 yards receiving were the 10th-most in a single-game by a tight end in the NFL in 2023
- ✦ His 120 yards receiving were the third-most in a single-game by a tight end in franchise history
- ✦ His nine receptions were tied for the fifth-most in a single-game by a tight end in franchise history

2022 (STEELERS)

- ✦ Played in 16 regular-season games (eight starts)
- ✦ Registered 63 receptions (second-best on the team) for 732 yards (third-best on the team) and two touchdowns
- ✦ His 63 receptions were sixth-most by a tight end in 2022 and fourth-most in a season by a tight end in franchise history
- ✦ His 732 receiving yards were sixth-most by a tight end in 2022 and fifth-most in a season by a tight end in franchise history
- ✦ One of four tight ends in the League in 2022 with at least five games of at least 75 yards receiving (Travis Kelce, 9; George Kittle, 5; Mark Andrews, 5)
- ✦ Opened the season with his first 75 yard performance on five receptions, including a 31-yard grab for the second longest of his career, in Week 1 at Cincinnati
- ✦ Reached a career-high 85 receiving yards on seven receptions in Week 4 vs. New York Jets
- ✦ Was inactive Week 6 vs. Tampa Bay due to a concussion
- ✦ Caught a team-high eight receptions for a team-high 75 yards, including a 21-yard reception on fourth down in the fourth quarter, in Week 7 at Miami
- ✦ Recorded a team-high eight catches for 79 yards, including a 27-yard grab, in Week 11 vs. Cincinnati
- ✦ Caught a career-long 57-yard reception in Week 13 at Atlanta, the third-longest reception by a tight end in 2022 and third-longest by a Pittsburgh tight end since 2000

2021 (STEELERS)

- ✦ Played in 16 of 17 games as a rookie with nine starts
- ✦ Led NFL rookie tight ends in TD receptions (seven) and ranked second in targets (79), receptions (60), receiving yards (497), yards after the catch (247) and first downs gained (34)
- ✦ His 60 receptions in 2021 are the most by a rookie tight end in franchise history and fifth-most by a rookie tight end in NFL history
- ✦ Became the fifth rookie tight end in NFL history with 60 or more receptions in a season
- ✦ His seven receiving TDs in 2021 nearly equaled the rest of the entire rookie TE class (nine) and are tied for the most by a rookie tight end in franchise history
- ✦ His seven TD receptions are tied for the fourth-most by a rookie tight end in NFL history
- ✦ Caught his first career touchdown on a four-yard pass from QB Ben Roethlisberger in the second quarter of Week 3 vs. Cincinnati
- ✦ Reached season highs in receptions (7) and receiving yards (58) in an overtime victory in Week 6 vs. Seattle
- ✦ Registered his first multi-touchdown performance with two in Week 9 vs. Chicago
- ✦ Was inactive Week 16 at Kansas City due to a concussion

TRANSACTIONS

- ✦ Signed a four-year contract with Pittsburgh on May 25, 2021
- ✦ Drafted by the Steelers in the second round (55th overall) in the 2021 NFL Draft

PERSONAL

- Five-year letterman at the Brooks School
- Team captain as a senior in 2017
- Helped the Bishops to the New England Preparatory School Athletic Council (NEPSAC) Class C Championship as a senior with a 7-2 record
- Claimed a first-team spot on USA Today's All-USA Massachusetts Football Team as a senior
- Named all state in 2016 as a linebacker
- Earned All-New England Class B as a junior and senior
- Chosen as NEPSAC Class C Player of the Year and ISL co-MVP
- Selected All-New England and All-ISL three times each
- Named to Boston Globe's All-Scholastics team as a senior
- Named to the Massachusetts High School Football Coaches Association All-State Super 26 Team as a linebacker in 2016
- Collected four Eagle Tribune All-Star honors in 2014, 2015, 2016, 2017
- Three-time Boston Herald All-Star (2015, 2016, 2017)
- Team MVP as a senior and caught 26 passes for 613 yards and seven TDs
- Tabbed a four-star recruit by all three major recruiting outlets – 247Sports, ESPN and Rivals
- Ranked as the No. 2 player in Massachusetts, No. 13 tight end and No. 323 overall prospect by 247Sports
- Ranked as the No. 289 overall prospect, No. 8 tight end, No. 1 in Massachusetts and No. 31 in the region by ESPN
- Ranked the 148 overall prospect in the country, No. 6 tight end and No. 1 player in Massachusetts by Rivals
- Full name is Patrick John Freiermuth
- Son of Dianne and John Freiermuth
- Has one brother, Tim, and one sister, Megan
- Father, John, played basketball at St. Anselm
- Brother, Tim, was an offensive lineman on the Springfield College football team
- Born Oct. 25, 1998 in Newburyport, Massachusetts

COMMUNITY SERVICE

- Provided a holiday shopping trip for kids from the North Hills area
- As a rookie, helped with Mike Tomlin's Thanksgiving distribution, distributed backpacks for a back to school event with the Charlie Batch Foundation, and packed nonperishables for Greater Pittsburgh Community Food Bank
- Served as the keynote speaker for the Brockway Youth Sports Luncheon

COLLEGE

- Played in 30 games (26 starts) at Penn State (2018-20)
- Owens the Penn State record for career TD receptions by a tight end with 16, passing Mike Gesicki (15; 2014-17)
- Finished career tied for eighth all-time at Penn State with 16 career TD receptions with O.J. McDuffie (1988-92)
- Tallied 1,185 career receiving yards to rank 26th overall and third among tight ends in program history
- Recorded 92 career receptions, tied for 20th all-time at Penn State
- Finished career catching a pass in 29 straight games, dating back to the Pitt game (9/8/18), a school-record among tight ends
- Became the 34th Nittany Lion and seventh Penn State tight end to accumulate 1,000 career receiving yards
- Nineteen career receptions of 20 or more yards
- Ranked tied for 14th in a season at Penn State and third among tight ends in TD receptions with seven
- Ranked second among Penn State tight ends and tied for 10th overall in season receiving TDs with eight in 2018
- Set the mark for most receiving touchdowns by a freshman tight end
- Named the 2020 Kwalick-Clark Big Ten Tight End of the Year, the first-ever Penn State tight end to win the award
- Earned first-team All-Big Ten by the coaches and second-team All-Big Ten by the media
- Started four games in 2020 before missing the rest of the season due to injury
- Team captain was third on the team in receptions (23) and yards (310)
- Two-time Coaching Staff Player of the Week (Indiana and Nebraska)
- Finished the season leading all Big Ten tight ends in receiving yards (310)
- Named AFCA second-team All-American in 2019
- Selected second-team All-American by The Athletic in 2019
- Fourth-team Phil Steele All-American in 2019
- Second-team All-Big Ten by the coaches and media in 2019
- Pro Football Focus first-team All-Big Ten in 2019
- Tabbed second-team All-Big Ten by the Associated Press in 2019
- Phil Steele first-team All-Big Ten in 2019
- Named the team's Most Valuable Offensive Player at the team's awards banquet in 2019
- Named John Mackey Award Tight End of the Week following the Michigan State game (10/26) in 2019
- Selected John Mackey Award Tight End of the Week following the Buffalo game (9/7)
- Team captain made 13 starts and caught 43 passes for 507 yards (both good for second on the team)
- Ranked seventh in the Big Ten with seven TD receptions, which ranked fourth among FBS tight ends

REGULAR SEASON COMPARISON: RECEIVING - DENVER BRONCOS

| DATE | OPP | W/L | GP/GS | REC | YDS. | AVG. | TD | LG | TGTS | YAC |
|---------------|-------------|-----|-------|-----|------|------|----|----|------|-----|
| 10/10/21 | PIT vs. DEN | W | P | 2 | 7 | 3.5 | 0 | 4 | 2 | 0 |
| TOTALS | | 1/0 | 1/0 | 2 | 7 | 3.5 | 0 | 4 | 2 | 0 |

PAT FREIERMUTH'S NFL REGULAR SEASON RUSHING/RECEIVING STATISTICS

| DATE | TEAM | RECEIVING | | | | | RUSHING | | | | | | |
|-------------------|----------|-----------|----|-----|-------|------|---------|----|-----|------|------|----|----|
| | | GP | GS | NO. | YDS. | AVG. | LG | TD | NO. | YDS. | AVG. | LG | TD |
| 2021 | Steelers | 16 | 9 | 60 | 497 | 8.3 | 24 | 7 | 0 | 0 | 0.0 | 0 | 0 |
| 2022 | Steelers | 16 | 8 | 63 | 732 | 11.6 | 57 | 2 | 0 | 0 | 0.0 | 0 | 0 |
| 2023 | Steelers | 12 | 9 | 32 | 308 | 9.6 | 29 | 2 | 0 | 0 | 0.0 | 0 | 0 |
| 2024 | Steelers | 1 | 0 | 4 | 27 | 6.8 | 10 | 0 | 0 | 0 | 0.0 | 0 | 0 |
| NFL TOTALS | | 45 | 26 | 159 | 1,564 | 9.8 | 57 | 11 | 0 | 0 | 0.0 | 0 | 0 |

PAT FREIERMUTH'S NFL POSTSEASON RUSHING/RECEIVING STATISTICS

| DATE | TEAM | GP | GS | RECEIVING | | | | | RUSHING | | | | |
|-------------------|----------|----------|----------|-----------|------------|-------------|-----------|----------|----------|----------|------------|----------|----------|
| | | | | NO. | YDS. | AVG. | LG | TD | NO. | YDS. | AVG. | LG | TD |
| 2021 | Steelers | 1 | 1 | 4 | 25 | 6.3 | 9 | 0 | 0 | 0 | 0.0 | 0 | 0 |
| 2023 | Steelers | 1 | 0 | 5 | 76 | 15.2 | 33 | 0 | 0 | 0 | 0.0 | 0 | 0 |
| NFL TOTALS | | 2 | 1 | 9 | 101 | 11.2 | 33 | 0 | 0 | 0 | 0.0 | 0 | 0 |

PAT FREIERMUTH'S NFL REGULAR SEASON RETURN STATISTICS

| DATE | TEAM | KICKOFF RETURNS | | | | | PUNT RETURNS | | | | | |
|-------------------|----------|-----------------|----------|------------|----------|----------|--------------|----------|----------|------------|----------|----------|
| | | RET. | YDS. | AVG. | LG | TD | NO. | FC | YDS. | AVG. | LG | TD |
| 2021 | Steelers | 0 | 0 | 0.0 | 0 | 0 | 0 | 0 | 0 | 0.0 | 0 | 0 |
| 2022 | Steelers | 0 | 0 | 0.0 | 0 | 0 | 0 | 0 | 0 | 0.0 | 0 | 0 |
| 2023 | Steelers | 0 | 0 | 0.0 | 0 | 0 | 0 | 0 | 0 | 0.0 | 0 | 0 |
| 2024 | Steelers | 0 | 0 | 0.0 | 0 | 0 | 0 | 0 | 0 | 0.0 | 0 | 0 |
| NFL TOTALS | | 0 | 0 | 0.0 | 0 | 0 | 0 | 0 | 0 | 0.0 | 0 | 0 |

PAT FREIERMUTH'S NFL POSTSEASON RETURN STATISTICS

| DATE | TEAM | KICKOFF RETURNS | | | | | PUNT RETURNS | | | | | |
|-------------------|----------|-----------------|----------|------------|----------|----------|--------------|----------|----------|------------|----------|----------|
| | | RET. | YDS. | AVG. | LG | TD | NO. | FC | YDS. | AVG. | LG | TD |
| 2021 | Steelers | 0 | 0 | 0.0 | 0 | 0 | 0 | 0 | 0 | 0.0 | 0 | 0 |
| 2023 | Steelers | 0 | 0 | 0.0 | 0 | 0 | 0 | 0 | 0 | 0.0 | 0 | 0 |
| NFL TOTALS | | 0 | 0 | 0.0 | 0 | 0 | 0 | 0 | 0 | 0.0 | 0 | 0 |

SINGLE-GAME HIGHS: RECEIVING

| | | | |
|--------------------|--|-----------------------|--|
| Receptions | 9 at Cincinnati Bengals, Nov 26, 2023 8 vs. Cincinnati Bengals, Nov 20, 2022 ...1 more at 8. | Receiving TDs | 2 vs. Chicago Bears, Nov 08, 2021 1 at Las Vegas Raiders, Sep 24, 2023 ...8 more at 1. |
| Receiving Yards | 120 at Cincinnati Bengals, Nov 26, 2023 85 vs. New York Jets, Oct 02, 2022 | All-Purpose Yards | 120 at Cincinnati Bengals, Nov 26, 2023 85 vs. New York Jets, Oct 02, 2022 |
| Receiving Average | 25.3 at Atlanta Falcons, Dec 04, 2022 15.0 at Cincinnati Bengals, Sep 11, 2022 | Most TDs | 2 vs. Chicago Bears, Nov 08, 2021 1 at Las Vegas Raiders, Sep 24, 2023 ...8 more at 1. |
| Longest Receptions | 57 at Atlanta Falcons, Dec 04, 2022 31 at Cincinnati Bengals, Sep 11, 2022 | Miscellaneous Tackles | 1 vs. Cleveland Browns, Sep 18, 2023 1 vs. San Francisco 49ers, Sep 10, 2023 ...2 more at 1. |

SINGLE-GAME HIGHS - POSTSEASON: RECEIVING

| | | | |
|-------------------|--|--------------------|--|
| Receptions | 5 at Buffalo Bills, Jan 15, 2024 4 at Kansas City Chiefs, Jan 16, 2022 | Longest Receptions | 33 at Buffalo Bills, Jan 15, 2024 15 at Buffalo Bills, Jan 15, 2024 12 at Buffalo Bills, Jan 15, 2024 9 at Buffalo Bills, Jan 15, 2024 9 at Kansas City Chiefs, Jan 16, 2022 |
| Receiving Yards | 76 at Buffalo Bills, Jan 15, 2024 25 at Kansas City Chiefs, Jan 16, 2022 | All-Purpose Yards | 76 at Buffalo Bills, Jan 15, 2024 25 at Kansas City Chiefs, Jan 16, 2022 |
| Receiving Average | 15.2 at Buffalo Bills, Jan 15, 2024 6.3 at Kansas City Chiefs, Jan 16, 2022 | | |

100-YARD RECEIVING GAMES (1): REGULAR SEASON

| DATE | TEAM | NO. | YDS. | AVG. | LG | TD |
|----------|------------|-----|------|------|----|----|
| 11/26/23 | at Bengals | 9 | 120 | 13.3 | 29 | 0 |

2024 GAME-BY-GAME REGULAR-SEASON STATISTICS (STEELERS)

| DATE | OPPONENT | P/S | RECEIVING | | | | | RUSHING | | | | | W/L | SCORE | |
|--------------------|------------|------------|-----------|-----------|------------|-----------|----------|----------|----------|------------|----------|----------|----------|------------|-------|
| | | | NO. | YDS. | AVG. | LG | TD | NO. | YDS. | AVG. | LG | TD | | | |
| 09/08 | at Falcons | P | 4 | 27 | 6.8 | 10 | 0 | 0 | 0 | 0.0 | 0 | 0 | 0 | W | 18-10 |
| 2024 TOTALS | | 1-0 | 4 | 27 | 6.8 | 10 | 0 | 0 | 0 | 0.0 | 0 | 0 | 0 | 1-0 | |

2023 GAME-BY-GAME REGULAR-SEASON STATISTICS (STEELERS)

| DATE | OPPONENT | P/S | RECEIVING | | | | | RUSHING | | | | | W/L | SCORE |
|--------------------|-------------|------|-----------|------------|------------|-----------|----------|----------|----------|------------|----------|----------|-------------|-------|
| | | | NO. | YDS. | AVG. | LG | TD | NO. | YDS. | AVG. | LG | TD | | |
| 09/10 | 49ers | S | 1 | 3 | 3.0 | 3t | 1 | 0 | 0 | 0.0 | 0 | 0 | L | 7-30 |
| 09/18 | Browns | S | 1 | 2 | 2.0 | 2 | 0 | 0 | 0 | 0.0 | 0 | 0 | W | 26-22 |
| 09/24 | at Raiders | S | 3 | 41 | 13.7 | 14 | 1 | 0 | 0 | 0.0 | 0 | 0 | W | 23-18 |
| 10/01 | at Texans | S | 3 | 7 | 2.3 | 9 | 0 | 0 | 0 | 0.0 | 0 | 0 | L | 6-30 |
| 10/08 | Ravens | | | | | | | | | | | | W | 17-10 |
| 10/22 | at Rams | | | | | | | | | | | | W | 24-17 |
| 10/29 | Jaguars | | | | | | | | | | | | L | 10-20 |
| 11/02 | Titans | | | | | | | | | | | | W | 20-16 |
| 11/12 | Packers | | | | | | | | | | | | W | 23-19 |
| 11/19 | at Browns | S | 1 | 7 | 7.0 | 7 | 0 | 0 | 0 | 0.0 | 0 | 0 | L | 10-13 |
| 11/26 | at Bengals | S | 9 | 120 | 13.3 | 29 | 0 | 0 | 0 | 0.0 | 0 | 0 | W | 16-10 |
| 12/03 | Cardinals | S | 3 | 29 | 9.7 | 12 | 0 | 0 | 0 | 0.0 | 0 | 0 | L | 10-24 |
| 12/07 | Patriots | P | 3 | 18 | 6.0 | 7 | 0 | 0 | 0 | 0.0 | 0 | 0 | L | 18-21 |
| 12/16 | at Colts | P | 3 | 16 | 5.3 | 6 | 0 | 0 | 0 | 0.0 | 0 | 0 | L | 13-30 |
| 12/23 | Bengals | S | 0 | 0 | 0.0 | 0 | 0 | 0 | 0 | 0.0 | 0 | 0 | W | 34-11 |
| 12/31 | at Seahawks | S | 3 | 44 | 14.7 | 25 | 0 | 0 | 0 | 0.0 | 0 | 0 | W | 30-23 |
| 01/06 | at Ravens | P | 2 | 21 | 10.5 | 13 | 0 | 0 | 0 | 0.0 | 0 | 0 | W | 17-10 |
| 2023 TOTALS | | 12-9 | 32 | 308 | 9.6 | 29 | 2 | 0 | 0 | 0.0 | 0 | 0 | 10-7 | |

2022 GAME-BY-GAME REGULAR-SEASON STATISTICS (STEELERS)

| DATE | OPPONENT | P/S | RECEIVING | | | | | RUSHING | | | | | W/L | SCORE |
|--------------------|-------------|------|-----------|------------|-------------|-----------|----------|----------|----------|------------|----------|----------|------------|--------|
| | | | NO. | YDS. | AVG. | LG | TD | NO. | YDS. | AVG. | LG | TD | | |
| 09/11 | at Bengals | S | 5 | 75 | 15.0 | 31 | 0 | 0 | 0 | 0.0 | 0 | 0 | W | 23-20+ |
| 09/18 | Patriots | S | 4 | 22 | 5.5 | 8t | 1 | 0 | 0 | 0.0 | 0 | 0 | L | 14-17 |
| 09/22 | at Browns | S | 2 | 41 | 20.5 | 26 | 0 | 0 | 0 | 0.0 | 0 | 0 | L | 17-29 |
| 10/02 | Jets | S | 7 | 85 | 12.1 | 24 | 0 | 0 | 0 | 0.0 | 0 | 0 | L | 20-24 |
| 10/09 | at Bills | P | 2 | 12 | 6.0 | 8 | 0 | 0 | 0 | 0.0 | 0 | 0 | L | 3-38 |
| 10/16 | Buccaneers | | | | | | | | | | | | W | 20-18 |
| 10/23 | at Dolphins | P | 8 | 75 | 9.4 | 21 | 0 | 0 | 0 | 0.0 | 0 | 0 | L | 10-16 |
| 10/30 | at Eagles | P | 4 | 57 | 14.3 | 21 | 0 | 0 | 0 | 0.0 | 0 | 0 | L | 13-35 |
| 11/13 | Saints | S | 4 | 36 | 9.0 | 12 | 0 | 0 | 0 | 0.0 | 0 | 0 | W | 20-10 |
| 11/20 | Bengals | P | 8 | 79 | 9.9 | 27 | 0 | 0 | 0 | 0.0 | 0 | 0 | L | 30-37 |
| 11/28 | at Colts | P | 3 | 39 | 13.0 | 17 | 0 | 0 | 0 | 0.0 | 0 | 0 | W | 24-17 |
| 12/04 | at Falcons | S | 3 | 76 | 25.3 | 57 | 0 | 0 | 0 | 0.0 | 0 | 0 | W | 19-16 |
| 12/11 | Ravens | S | 3 | 33 | 11.0 | 14 | 1 | 0 | 0 | 0.0 | 0 | 0 | L | 14-16 |
| 12/18 | at Panthers | P | 0 | 0 | 0.0 | 0 | 0 | 0 | 0 | 0.0 | 0 | 0 | W | 24-16 |
| 12/24 | Raiders | S | 7 | 66 | 9.4 | 17 | 0 | 0 | 0 | 0.0 | 0 | 0 | W | 13-10 |
| 01/01 | at Ravens | P | 3 | 36 | 12.0 | 20 | 0 | 0 | 0 | 0.0 | 0 | 0 | W | 16-13 |
| 01/08 | Browns | P | 0 | 0 | 0.0 | 0 | 0 | 0 | 0 | 0.0 | 0 | 0 | W | 28-14 |
| 2022 TOTALS | | 16-8 | 63 | 732 | 11.6 | 57 | 2 | 0 | 0 | 0.0 | 0 | 0 | 9-8 | |

+ - Overtime

2021 GAME-BY-GAME REGULAR-SEASON STATISTICS (STEELERS)

| DATE | OPPONENT | P/S | RECEIVING | | | | | RUSHING | | | | | W/L/T | SCORE |
|--------------------|-------------|------|-----------|------------|------------|-----------|----------|----------|----------|------------|----------|----------|--------------|--------|
| | | | NO. | YDS. | AVG. | LG | TD | NO. | YDS. | AVG. | LG | TD | | |
| 09/12 | at Bills | S | 1 | 24 | 24.0 | 24 | 0 | 0 | 0 | 0.0 | 0 | 0 | W | 23-16 |
| 09/19 | Raiders | S | 4 | 36 | 9.0 | 14 | 0 | 0 | 0 | 0.0 | 0 | 0 | L | 17-26 |
| 09/26 | Bengals | P | 3 | 22 | 7.3 | 15 | 1 | 0 | 0 | 0.0 | 0 | 0 | L | 10-24 |
| 10/03 | at Packers | S | 1 | 11 | 11.0 | 11 | 0 | 0 | 0 | 0.0 | 0 | 0 | L | 17-27 |
| 10/10 | Broncos | P | 2 | 7 | 3.5 | 4 | 0 | 0 | 0 | 0.0 | 0 | 0 | W | 27-19 |
| 10/17 | Seahawks | P | 7 | 58 | 8.3 | 12 | 0 | 0 | 0 | 0.0 | 0 | 0 | W | 23-20+ |
| 10/31 | at Browns | P | 4 | 44 | 11.0 | 22 | 1 | 0 | 0 | 0.0 | 0 | 0 | W | 15-10 |
| 11/08 | Bears | S | 5 | 43 | 8.6 | 13 | 2 | 0 | 0 | 0.0 | 0 | 0 | W | 29-27 |
| 11/14 | Lions | S | 5 | 31 | 6.2 | 10 | 0 | 0 | 0 | 0.0 | 0 | 0 | T | 16-16 |
| 11/21 | at Chargers | S | 4 | 11 | 2.8 | 5t | 1 | 0 | 0 | 0.0 | 0 | 0 | L | 37-41 |
| 11/28 | at Bengals | S | 4 | 40 | 10.0 | 15t | 1 | 0 | 0 | 0.0 | 0 | 0 | L | 10-41 |
| 12/05 | Ravens | S | 3 | 26 | 8.7 | 17 | 0 | 0 | 0 | 0.0 | 0 | 0 | W | 20-19 |
| 12/09 | at Vikings | P | 2 | 32 | 16.0 | 17 | 1 | 0 | 0 | 0.0 | 0 | 0 | L | 28-36 |
| 12/19 | Titans | S | 4 | 37 | 9.3 | 14 | 0 | 0 | 0 | 0.0 | 0 | 0 | W | 19-13 |
| 12/26 | at Chiefs | | | | | | | | | | | | L | 10-36 |
| 01/03 | Browns | P | 5 | 22 | 4.4 | 12 | 0 | 0 | 0 | 0.0 | 0 | 0 | W | 26-14 |
| 01/09 | at Ravens | P | 6 | 53 | 8.8 | 14 | 0 | 0 | 0 | 0.0 | 0 | 0 | W | 16-13+ |
| 2021 TOTALS | | 16-9 | 60 | 497 | 8.3 | 24 | 7 | 0 | 0 | 0.0 | 0 | 0 | 9-7-1 | |

+ - Overtime

2023 GAME-BY-GAME POSTSEASON STATISTICS (STEELERS)

| DATE | OPPONENT | P/S | RECEIVING | | | | | RUSHING | | | | | W/L | SCORE |
|--------------------|----------|-----|-----------|-----------|-------------|-----------|----------|----------|----------|------------|----------|----------|------------|-------|
| | | | NO. | YDS. | AVG. | LG | TD | NO. | YDS. | AVG. | LG | TD | | |
| 01/15 | at Bills | P | 5 | 76 | 15.2 | 33 | 0 | 0 | 0 | 0.0 | 0 | 0 | L | 17-31 |
| 2023 TOTALS | | 1-0 | 5 | 76 | 15.2 | 33 | 0 | 0 | 0 | 0.0 | 0 | 0 | 0-1 | |



**NAJEE^{RB}
HARRIS**

HEIGHT: 6-1
WEIGHT: 242
COLLEGE: Alabama
BORN: March 9, 1998

HOW ACQUIRED: D1 '21
NFL EXPERIENCE: 4th year
BIRTHPLACE: Antioch, CA



PRO CAREER

- ✦ Has played in 51 regular-season games (51 starts) in three-year NFL career (Pittsburgh 2021-23)
- ✦ Has recorded 3,269 rushing yards and 22 rushing TDs on 834 attempts and added 144 catches for 866 yards and six receiving TDs
- ✦ Only player in the NFL to register 1,000 yards rushing in each of the last three seasons
- ✦ First running back in franchise history to rush for at least 1,000 yards in each of his first three seasons in the NFL
- ✦ His three 1,000-yard rushing seasons are tied for the third-most in franchise history (Le'Veon Bell, Willie Parker)
- ✦ Seventeenth player in NFL history to record 1,000 yards rushing in each of his first three seasons in the NFL and first in the League since Alfred Morris (Washington, 2012-14)
- ✦ One of two players in the NFL with 3,200 or more rushing yards and 800 or more receiving yards since the start of the 2021 season
- ✦ His 3,269 rush yards are the fourth-most in the NFL since the start of the 2021 season
- ✦ His 4,135 scrimmage yards are the sixth-most by a running back in the NFL since the start of the 2021 season
- ✦ Went 430 scrimmage touches (347 rushes and 83 receptions) to open his career without a fumble, which was tied for seventh-most scrimmage touches without a fumble to open a career in NFL history
- ✦ One of two players in franchise history with 2,200 or more rushing yards and 650 or more receiving yards in the first two years in the NFL
- ✦ Harris and Jaylen Warren each eclipsed 1,000 scrimmage yards in 2023
- ✦ Harris and Warren were the fourth duo in franchise history to eclipse 1,000 scrimmage yards in the same season and first since Walter Abercrombie and Earnest Jackson in 1986 (Abercrombie and Frank Pollard also accomplished the feat in 1985, as did Franco Harris and Rocky Bleier in 1976)
- ✦ Harris and Warren each rushed for at least 750 yards in 2023
- ✦ First pair of Steelers' running backs to rush for 750 or more yards in the same since season 2004 (Jerome Bettis, 941; Duce Staley, 830)
- ✦ Selected to the Pro Bowl as a rookie in 2021
- ✦ Made NFL debut in Week 1 of 2021 (at Buffalo)
- ✦ Made NFL starting debut in Week 1 of 2021 (at Buffalo)

2023 (STEELERS)

- ✦ Started all 17 regular-season games
- ✦ Registered 1,035 rushing yards and seven rushing TDs on 272 carries and added on 29 receptions for 170 yards
- ✦ Eclipsed 1,000 yards rushing for the third consecutive season
- ✦ Led the team in total touchdowns (eight)
- ✦ Finished fourth in the AFC in carries (255), third in rushing yards (1,035) and tied for eighth in rush TDs (8)
- ✦ Rushed for 722 yards after Week 9, which was the second-most in the League over the span
- ✦ Registered eight carries for at least 20 yards, which was tied for the fourth-most in the NFL
- ✦ Led the Steelers with 26 carries for 112 yards (4.3 avg.) and one TD while adding 21 receiving yards on five receptions (4.2 avg.) at Baltimore in Week 18
- ✦ Registered a six-yard TD run with 2:36 remaining in the first quarter that gave the Steelers a 7-0 lead over the Ravens
- ✦ Recorded season-highs in carries (27), rushing yards (122), TDs (two) and rushing yards over expected (+41) in Week 17 at Seattle
- ✦ Gained 118 of his rushing yards against the Seahawks after contact, the second-most in a game in his career
- ✦ Led Pittsburgh with 19 carries for 78 yards and one TD run in Week 16 vs. Cincinnati
- ✦ Registered a three-yard TD run with 7:06 remaining in the second quarter that gave the Steelers a 21-0 lead
- ✦ Paced the Steelers with 15 carries for 99 yards (6.6 avg.) and a TD run in Week 12 at Cincinnati
- ✦ Registered a five-yard TD run with 1:34 remaining in the third quarter that gave the Steelers a 10-7 lead
- ✦ Led the team with 16 carries for 82 yards (5.1 avg.) while adding 14 receiving yards on three receptions in Week 10 vs. Green Bay

2022 (STEELERS)

- ✦ Started all 17 regular-season games
- ✦ Registered 1,034 rushing yards and seven rushing touchdowns on 272 carries and added on 41 receptions for 229 yards and three touchdowns
- ✦ Was voted one of the Steelers' two offensive team captains by his teammates
- ✦ Eclipsed 1,000 yards rushing for the second consecutive season
- ✦ Led the team in total touchdowns (10)
- ✦ Finished fourth in the AFC in rushes, tied-fifth in rushing touchdowns and sixth in rushing yards
- ✦ Ranked third in the League in rushes (164) and rushing yards (673) and tied-fifth in rushing touchdowns (five) after the Bye Week (Weeks 10 through 18)
- ✦ Broke off a 36-yard run in Week 10 vs. New Orleans, the Steelers' longest run of the season and longest run since he had a career-best 37-yard touchdown run in Week 17 vs. Cleveland in 2021
- ✦ His 56 rushing yards (on five carries) in Week 10 were the most by a Steelers running back in a first quarter since James Conner had 62 yards (on eight carries) in Week 5 of 2018 vs. Atlanta
- ✦ Recorded his first career game with multiple rushing touchdowns (two) in Week 11 vs. Cincinnati, leading the team with 20 carries for 90 yards along with 26 receiving yards on four receptions
- ✦ Notched his first game of the season and fourth of his career with 100-plus yards rushing in Week 17 at Baltimore, finishing with 111 rushing yards on 22 attempts
- ✦ His 111 rushing yards in Week 17 were the most by an opposing running back vs. Baltimore since Week 11 of 2020 (Derrick Henry, Tennessee, 133), the most by a Steelers running back vs. Baltimore since Week 4 of 2017 (Le'Veon Bell, 144) and eighth-most in series history
- ✦ Hauled in the game-winning touchdown on a 10-yard pass from QB Kenny Pickett with 56 seconds left in the fourth quarter in Week 17 at Baltimore

2021 (STEELERS)

- ✦ Started in all 17 games as a rookie
- ✦ His 307 carries, 1,200 rushing yards, 74 catches and 467 receiving yards are all ranked the most by a rookie running back in franchise history
- ✦ Was one of five rookie starters, marking the first time the Steelers started at least five rookies in a season opener since 1991
- ✦ His 381 touches without a fumble were the sixth-most by a rookie running back in NFL history
- ✦ Led all NFL running backs in receptions (74) and finished third among running backs in receiving yards (467) behind only Austin Ekeler (647) and Cordarrelle Patterson (548)
- ✦ Scored his first NFL touchdown - a 25-yard TD catch from QB Ben Roethlisberger - in the Steelers home opener (Week 2) vs Las Vegas
- ✦ Led the Steelers with 10 total touchdowns (seven rushing, three receiving)
- ✦ Caught 14 passes for 102 yards in Week 3 vs Cincinnati - his 14 receptions were the most in franchise history by a running back and tied for the third-most in Steelers history by any player, tied for the seventh-most in League history by a running back
- ✦ In Week 3, became the fourth running back in franchise history to post a 100-yard receiving game and the first since Le'Veon Bell (vs Cincinnati 12/4/17)
- ✦ Registered his first 100-yard rushing game in Week 5 vs Denver and repeated the feat in Week 10 vs Detroit
- ✦ Recorded the first multi-TD game of his career in Week 14 vs Minnesota (one pass TD, one rush TD)
- ✦ Led the NFL in touches (377) and finished second in yards after contact (609) behind only Jonathan Taylor

TRANSACTIONS

- ✦ Signed a four-year contract with Pittsburgh on May 25, 2021
- ✦ Drafted by the Steelers in the first round (24th overall) of the 2021 NFL Draft

COLLEGE

- ✦ One of the nation's top running back prospects who passed up on the NFL Draft to return for his senior season at Alabama
- ✦ Crimson Tide's all-time leader for total TDs in a career with 57 (46 rushing, 11 receiving)
- ✦ Alabama's career leader for rushing scores with 46, surpassing the previous record of 42 by Mark Ingram and Derrick Henry
- ✦ Totaled 3,843 career rushing yards to rank atop the Crimson Tide all-time list
- ✦ Amassed 4,624 all-purpose yards for his career, a total that is second all-time at Alabama
- ✦ Averaged 6.0 yards per carry for his career to rank third in Crimson Tide history (minimum 400 carries)
- ✦ Contributed 342 career points to finish fourth in Alabama annals
- ✦ Recorded 13 games of 100-plus rushing yards in his career, including six as a junior and six in his final season (206 at Ole Miss; 152 vs. Georgia; 119 vs. Mississippi State; 145 at LSU; 178 vs. Florida; 125 vs. Notre Dame)
- ✦ 2020 Doak Walker Award winner, presented annually to the nation's top running back
- ✦ Unanimous first-team All-American (AFCA, Associated Press, FWAA, The Sporting News, Walter Camp) in 2020
- ✦ 2020 first-team All-American honors from CBS Sports and ESPN.com
- ✦ 2020 second-team All-American selection by Pro Football Focus and USA Today
- ✦ Selected as a semifinalist for the 2020 Maxwell Award
- ✦ 2020 first-team All-SEC honoree by both the AP and the league coaches
- ✦ Named to the SEC Community Service Team
- ✦ Finalist for the 2020 Jason Witten Man of the Year
- ✦ Led the nation in total TDs (30) and rushing TDs (26) in addition to scoring (180) in 2020
- ✦ Finished second for single-season rushing scores by an Alabama running back with 26 as a senior in 2020
- ✦ Totaled two or more rushing TDs in nine of 13 contests with at least one score in 11 games
- ✦ Led the SEC and finished third in Division I for rushing yards at 1,466
- ✦ Added 43 receptions for 425 yards and four TDs to his senior totals
- ✦ Totaled 1,891 all-purpose yards in 2020, good for sixth in Crimson Tide records for a single season
- ✦ Maxwell Player of the Week honoree following Ole Miss
- ✦ Picked up offensive player of the week accolades from the SEC and Walter Camp following the matchup with the Rebels
- ✦ 2020 SEC Championship Game MVP
- ✦ Earned offensive player of the week recognition from the Alabama coaches for his play at Ole Miss, Auburn, at LSU and Florida in Atlanta

PERSONAL

- ✦ A January 2017 early enrollee who was tabbed as the No. 1 overall prospect in the country by Rivals, Scout and PrepStar
- ✦ Unanimous five-star recruit by every major recruiting outlet
- ✦ Consensus top-rated player in the state of California
- ✦ Third-best prospect overall and No. 2 running back according to 247Composite
- ✦ Ranked ninth in the Top247
- ✦ 11 in ESPN 300 and the second-best running back nationally
- ✦ Played in the 2017 Army All-American Bowl
- ✦ Invited to participate in Nike's "The Opening" in 2015 and 2016
- ✦ Named MVP of the 2016 Rivals 100 Five-Star Challenge
- ✦ 2017 first-team Parade All-American
- ✦ 2016 Bobby Dodd National High School Running Back of the Year
- ✦ 2015 and 2016 first-team All-USA selection by USA Today
- ✦ Finished his career with 7,948 career rushing yards, the fourth-most in California high school football history
- ✦ Rushed for 2,776 yards and 36 TDs during his senior season
- ✦ Ran for 2,744 yards and 36 TDs as a junior in 2015
- ✦ Rushed for 2,263 yards and 23 TDs in his sophomore campaign
- ✦ 2015 Cal-Hi Sports Mr. Football State Player of the Year
- ✦ Named the All-Metro Player of the Year by The San Francisco Chronicle in both 2015 and 2016
- ✦ Played for head coach John Lucido at Antioch
- ✦ Graduated with a degree in interdisciplinary studies

COMMUNITY

- ✦ His foundation partnered with Lowes to help renovate his childhood shelter
- ✦ Helped installed new appliances in the facility
- ✦ Helped pack and sort food for North Texas Food Bank
- ✦ Recorded videos to sick children staying at the Children's Hospital of Mobile, Alabama
- ✦ Da' Bigger Picture Foundation supports underserved families with areas of focus in education, homelessness, addressing hunger and utilizing sports a platform to develop life skills.

REGULAR SEASON COMPARISON: RECEIVING - DENVER BRONCOS

| DATE | OPP | W/L | GP/GS | REC | YDS. | AVG. | TD | LG | TGTS | YAC |
|---------------|-------------|-----|-------|-----|------|------|----|----|------|-----|
| 10/10/21 | PIT vs. DEN | W | 5 | 2 | 20 | 10.0 | 0 | 14 | 5 | 16 |
| TOTALS | | 1/0 | 1/1 | 2 | 20 | 10.0 | 0 | 14 | 5 | 16 |

NAJEE HARRIS' NFL REGULAR SEASON RUSHING/RECEIVING STATISTICS

| DATE | TEAM | RUSHING | | | | | | | RECEIVING | | | | |
|-------------------|----------|---------|----|-----|-------|------|----|----|-----------|------|------|----|----|
| | | GP | GS | NO. | YDS. | AVG. | LG | TD | NO. | YDS. | AVG. | LG | TD |
| 2021 | Steelers | 17 | 17 | 307 | 1,200 | 3.9 | 37 | 7 | 74 | 467 | 6.3 | 25 | 3 |
| 2022 | Steelers | 17 | 17 | 272 | 1,034 | 3.8 | 36 | 7 | 41 | 229 | 5.6 | 19 | 3 |
| 2023 | Steelers | 17 | 17 | 255 | 1,035 | 4.1 | 25 | 8 | 29 | 170 | 5.9 | 32 | 0 |
| 2024 | Steelers | 1 | 1 | 20 | 70 | 3.5 | 20 | 0 | 1 | 9 | 9.0 | 9 | 0 |
| NFL TOTALS | | 52 | 52 | 854 | 3,339 | 3.9 | 37 | 22 | 145 | 875 | 6.0 | 32 | 6 |

NAJEE HARRIS' NFL POSTSEASON RUSHING/RECEIVING STATISTICS

| DATE | TEAM | RUSHING | | | | | | | RECEIVING | | | | |
|-------------------|----------|---------|----|-----|------|------|----|----|-----------|------|------|----|----|
| | | GP | GS | NO. | YDS. | AVG. | LG | TD | NO. | YDS. | AVG. | LG | TD |
| 2021 | Steelers | 1 | 1 | 12 | 29 | 2.4 | 8 | 0 | 2 | -1 | -0.5 | 0 | 0 |
| 2023 | Steelers | 1 | 1 | 12 | 37 | 3.1 | 11 | 0 | 2 | 15 | 7.5 | 10 | 0 |
| NFL TOTALS | | 2 | 2 | 24 | 66 | 2.8 | 11 | 0 | 4 | 14 | 3.5 | 10 | 0 |

NAJEE HARRIS' NFL REGULAR SEASON RETURN STATISTICS

| DATE | TEAM | KICKOFF RETURNS | | | | | PUNT RETURNS | | | | | |
|-------------------|----------|-----------------|------|------|----|----|--------------|----|------|------|----|----|
| | | RET. | YDS. | AVG. | LG | TD | NO. | FC | YDS. | AVG. | LG | TD |
| 2021 | Steelers | 0 | 0 | 0.0 | 0 | 0 | 0 | 0 | 0 | 0.0 | 0 | 0 |
| 2022 | Steelers | 0 | 0 | 0.0 | 0 | 0 | 0 | 0 | 0 | 0.0 | 0 | 0 |
| 2023 | Steelers | 0 | 0 | 0.0 | 0 | 0 | 0 | 0 | 0 | 0.0 | 0 | 0 |
| 2024 | Steelers | 0 | 0 | 0.0 | 0 | 0 | 0 | 0 | 0 | 0.0 | 0 | 0 |
| NFL TOTALS | | 0 | 0 | 0.0 | 0 | 0 | 0 | 0 | 0 | 0.0 | 0 | 0 |

NAJEE HARRIS' NFL POSTSEASON RETURN STATISTICS

| DATE | TEAM | KICKOFF RETURNS | | | | | PUNT RETURNS | | | | | |
|-------------------|----------|-----------------|------|------|----|----|--------------|----|------|------|----|----|
| | | RET. | YDS. | AVG. | LG | TD | NO. | FC | YDS. | AVG. | LG | TD |
| 2021 | Steelers | 0 | 0 | 0.0 | 0 | 0 | 0 | 0 | 0 | 0.0 | 0 | 0 |
| 2023 | Steelers | 0 | 0 | 0.0 | 0 | 0 | 0 | 0 | 0 | 0.0 | 0 | 0 |
| NFL TOTALS | | 0 | 0 | 0.0 | 0 | 0 | 0 | 0 | 0 | 0.0 | 0 | 0 |

SINGLE-GAME HIGHS: RUSHING/RECEIVING

| | | | |
|-----------------|--|-----------------------|--|
| Rush Attempts | 28 vs. Cleveland Browns, Jan 03, 2022 27 at Seattle Seahawks, Dec 31, 2023 | Receiving Average | 9.7 at Cleveland Browns, Oct 31, 2021 8.6 vs. Las Vegas Raiders, Sep 19, 2021 |
| Rushing Yards | 188 vs. Cleveland Browns, Jan 03, 2022 122 at Seattle Seahawks, Dec 31, 2023 ...1 more at 122. | Longest Receptions | 32 at Houston Texans, Oct 01, 2023 25t vs. Las Vegas Raiders, Sep 19, 2021 1 at Baltimore Ravens, Jan 01, 2023 |
| Rushing Average | 6.7 vs. Cleveland Browns, Jan 03, 2022 6.6 at Cincinnati Bengals, Nov 26, 2023 | Receiving TDs | 1 vs. Tampa Bay Buccaneers, Oct 16, 2022 ...4 more at 1. |
| Longest Runs | 37t vs. Cleveland Browns, Jan 03, 2022 36 vs. New Orleans Saints, Nov 13, 2022 | All-Purpose Yards | 206 vs. Cleveland Browns, Jan 03, 2022 142 vs. Denver Broncos, Oct 10, 2021 ...1 more at 142. |
| Rushing TDs | 2 at Seattle Seahawks, Dec 31, 2023 2 vs. Cincinnati Bengals, Nov 20, 2022 | Most TDs | 2 at Seattle Seahawks, Dec 31, 2023 2 vs. Cincinnati Bengals, Nov 20, 2022 ...1 more at 2. |
| Receptions | 14 vs. Cincinnati Bengals, Sep 26, 2021 6 vs. Las Vegas Raiders, Dec 24, 2022 ...3 more at 6. | Miscellaneous Tackles | 1 vs. Las Vegas Raiders, Dec 24, 2022 1 vs. New York Jets, Oct 02, 2022 ...3 more at 1. |
| Receiving Yards | 102 vs. Cincinnati Bengals, Sep 26, 2021 46 vs. Seattle Seahawks, Oct 17, 2021 | Scrimmage Yards | 206 vs. Cleveland Browns, Jan 03, 2022 142 vs. Denver Broncos, Oct 10, 2021 ...1 more at 142. |

SINGLE-GAME HIGHS - POSTSEASON: RUSHING/RECEIVING

| | | | |
|-----------------|---|--------------------|---|
| Rush Attempts | 12 at Kansas City Chiefs, Jan 16, 2022 | Receptions | 2 at Kansas City Chiefs, Jan 16, 2022 |
| Rushing Yards | 37 at Buffalo Bills, Jan 15, 2024 29 at Kansas City Chiefs, Jan 16, 2022 | Receiving Yards | 15 at Buffalo Bills, Jan 15, 2024 |
| Rushing Average | 3.1 at Buffalo Bills, Jan 15, 2024 2.4 at Kansas City Chiefs, Jan 16, 2022 | Longest Receptions | 10 at Buffalo Bills, Jan 15, 2024 5 at Buffalo Bills, Jan 15, 2024 |
| Longest Runs | 11 at Buffalo Bills, Jan 15, 2024 9 at Buffalo Bills, Jan 15, 2024 8 at Kansas City Chiefs, Jan 16, 2022 4 at Kansas City Chiefs, Jan 16, 2022 4 at Kansas City Chiefs, Jan 16, 2022 ...2 more at 4. | All-Purpose Yards | 52 at Buffalo Bills, Jan 15, 2024 28 at Kansas City Chiefs, Jan 16, 2022 |

100-YARD RECEIVING GAMES (1): REGULAR SEASON

| DATE | TEAM | NO. | YDS. | AVG. | LG | TD |
|----------|---------|-----|------|------|----|----|
| 09/26/21 | BENGALS | 14 | 102 | 7.3 | 21 | 0 |

100-YARD RUSHING GAMES (6): REGULAR SEASON

| DATE | TEAM | ATT. | YDS. | AVG. | LG | TD |
|----------|-------------|------|------|------|-----|----|
| 10/10/21 | BRONCOS | 23 | 122 | 5.3 | 20 | 1 |
| 11/14/21 | LIONS | 26 | 105 | 4.0 | 12 | 0 |
| 01/03/22 | BROWNS | 28 | 188 | 6.7 | 37t | 1 |
| 01/01/23 | at Ravens | 22 | 111 | 5.0 | 15 | 0 |
| 12/31/23 | at Seahawks | 27 | 122 | 4.5 | 23 | 2 |
| 01/06/24 | at Ravens | 26 | 112 | 4.3 | 15 | 1 |

2024 GAME-BY-GAME REGULAR-SEASON STATISTICS (STEELERS)

| DATE | OPPONENT | P/S | RUSHING | | | | | RECEIVING | | | | | W/L | SCORE |
|--------------------|------------|-----|---------|------|------|----|----|-----------|------|------|----|----|-----|-------|
| | | | NO. | YDS. | AVG. | LG | TD | NO. | YDS. | AVG. | LG | TD | | |
| 09/08 | at Falcons | S | 20 | 70 | 3.5 | 20 | 0 | 1 | 9 | 9.0 | 9 | 0 | W | 18-10 |
| 2024 TOTALS | | 1-1 | 20 | 70 | 3.5 | 20 | 0 | 1 | 9 | 9.0 | 9 | 0 | 1-0 | |

2023 GAME-BY-GAME REGULAR-SEASON STATISTICS (STEELERS)

| DATE | OPPONENT | P/S | RUSHING | | | | | RECEIVING | | | | | W/L | SCORE |
|--------------------|-------------|-------|---------|-------|------|----|----|-----------|------|------|----|----|------|-------|
| | | | NO. | YDS. | AVG. | LG | TD | NO. | YDS. | AVG. | LG | TD | | |
| 09/10 | 49ers | S | 6 | 31 | 5.2 | 24 | 0 | 2 | 2 | 1.0 | 4 | 0 | L | 7-30 |
| 09/18 | Browns | S | 10 | 43 | 4.3 | 21 | 0 | 1 | 0 | 0.0 | 0 | 0 | W | 26-22 |
| 09/24 | at Raiders | S | 19 | 65 | 3.4 | 17 | 0 | 0 | 0 | 0.0 | 0 | 0 | W | 23-18 |
| 10/01 | at Texans | S | 14 | 71 | 5.1 | 23 | 0 | 1 | 32 | 32.0 | 32 | 0 | L | 6-30 |
| 10/08 | Ravens | S | 14 | 37 | 2.6 | 8 | 0 | 1 | 3 | 3.0 | 3 | 0 | W | 17-10 |
| 10/22 | at Rams | S | 14 | 53 | 3.8 | 10 | 1 | 3 | 15 | 5.0 | 8 | 0 | W | 24-17 |
| 10/29 | Jaguars | S | 7 | 13 | 1.9 | 3 | 0 | 5 | 42 | 8.4 | 13 | 0 | L | 10-20 |
| 11/02 | Titans | S | 16 | 69 | 4.3 | 25 | 1 | 2 | 7 | 3.5 | 4 | 0 | W | 20-16 |
| 11/12 | Packers | S | 16 | 82 | 5.1 | 24 | 1 | 3 | 14 | 4.7 | 8 | 0 | W | 23-19 |
| 11/19 | at Browns | S | 12 | 35 | 2.9 | 17 | 0 | 1 | 1 | 1.0 | 1 | 0 | L | 10-13 |
| 11/26 | at Bengals | S | 15 | 99 | 6.6 | 22 | 1 | 0 | 0 | 0.0 | 0 | 0 | W | 16-10 |
| 12/03 | Cardinals | S | 16 | 63 | 3.9 | 11 | 0 | 2 | 14 | 7.0 | 10 | 0 | L | 10-24 |
| 12/07 | Patriots | S | 12 | 29 | 2.4 | 7 | 0 | 3 | 19 | 6.3 | 14 | 0 | L | 18-21 |
| 12/16 | at Colts | S | 12 | 33 | 2.8 | 15 | 0 | 0 | 0 | 0.0 | 0 | 0 | L | 13-30 |
| 12/23 | Bengals | S | 19 | 78 | 4.1 | 13 | 1 | 0 | 0 | 0.0 | 0 | 0 | W | 34-11 |
| 12/31 | at Seahawks | S | 27 | 122 | 4.5 | 23 | 2 | 0 | 0 | 0.0 | 0 | 0 | W | 30-23 |
| 01/06 | at Ravens | S | 26 | 112 | 4.3 | 15 | 1 | 5 | 21 | 4.2 | 7 | 0 | W | 17-10 |
| 2023 TOTALS | | 17-17 | 255 | 1,035 | 4.1 | 25 | 8 | 29 | 170 | 5.9 | 32 | 0 | 10-7 | |

2022 GAME-BY-GAME REGULAR-SEASON STATISTICS (STEELERS)

| DATE | OPPONENT | P/S | RUSHING | | | | | RECEIVING | | | | | W/L | SCORE |
|--------------------|-------------|-------|---------|-------|------|-----|----|-----------|------|------|-----|----|-----|--------|
| | | | NO. | YDS. | AVG. | LG | TD | NO. | YDS. | AVG. | LG | TD | | |
| 09/11 | at Bengals | S | 10 | 23 | 2.3 | 11 | 0 | 2 | 3 | 1.5 | 2 | 1 | W | 23-20+ |
| 09/18 | Patriots | S | 15 | 49 | 3.3 | 8 | 0 | 5 | 40 | 8.0 | 14 | 0 | L | 14-17 |
| 09/22 | at Browns | S | 15 | 56 | 3.7 | 10 | 1 | 3 | 5 | 1.7 | 9 | 0 | L | 17-29 |
| 10/02 | Jets | S | 18 | 74 | 4.1 | 16 | 0 | 0 | 0 | 0.0 | 0 | 0 | L | 20-24 |
| 10/09 | at Bills | S | 11 | 20 | 1.8 | 6 | 0 | 3 | 16 | 5.3 | 9 | 0 | L | 3-38 |
| 10/16 | Buccaneers | S | 14 | 42 | 3.0 | 14 | 0 | 2 | 7 | 3.5 | 6t | 1 | W | 20-18 |
| 10/23 | at Dolphins | S | 17 | 65 | 3.8 | 16 | 0 | 3 | 15 | 5.0 | 12 | 0 | L | 10-16 |
| 10/30 | at Eagles | S | 8 | 32 | 4.0 | 18 | 0 | 6 | 26 | 4.3 | 9 | 0 | L | 13-35 |
| 11/13 | Saints | S | 20 | 99 | 5.0 | 36 | 0 | 0 | 0 | 0.0 | 0 | 0 | W | 20-10 |
| 11/20 | Bengals | S | 20 | 90 | 4.5 | 19t | 2 | 4 | 26 | 6.5 | 12 | 0 | L | 30-37 |
| 11/28 | at Colts | S | 10 | 35 | 3.5 | 8 | 1 | 1 | 4 | 4.0 | 4 | 0 | W | 24-17 |
| 12/04 | at Falcons | S | 17 | 86 | 5.1 | 14 | 0 | 1 | 6 | 6.0 | 6 | 0 | W | 19-16 |
| 12/11 | Ravens | S | 12 | 33 | 2.8 | 8 | 1 | 2 | 17 | 8.5 | 10 | 0 | L | 14-16 |
| 12/18 | at Panthers | S | 24 | 86 | 3.6 | 10 | 1 | 0 | 0 | 0.0 | 0 | 0 | W | 24-16 |
| 12/24 | Raiders | S | 16 | 53 | 3.3 | 14 | 0 | 6 | 42 | 7.0 | 19 | 0 | W | 13-10 |
| 01/01 | at Ravens | S | 22 | 111 | 5.0 | 15 | 0 | 2 | 12 | 6.0 | 10t | 1 | W | 16-13 |
| 01/08 | Browns | S | 23 | 80 | 3.5 | 11 | 1 | 1 | 10 | 10.0 | 10 | 0 | W | 28-14 |
| 2022 TOTALS | | 17-17 | 272 | 1,034 | 3.8 | 36 | 7 | 41 | 229 | 5.6 | 19 | 3 | 9-8 | |

+ - Overtime

2021 GAME-BY-GAME REGULAR-SEASON STATISTICS (STEELERS)

| DATE | OPPONENT | P/S | RUSHING | | | | | RECEIVING | | | | | W/L/T | SCORE |
|--------------------|-------------|-------|------------|--------------|------------|------------|----------|-----------|------------|------------|------------|----------|--------------|--------|
| | | | NO. | YDS. | AVG. | LG | TD | NO. | YDS. | AVG. | LG | TD | | |
| 09/12 | at Bills | S | 16 | 45 | 2.8 | 18 | 0 | 1 | 4 | 4.0 | 4 | 0 | W | 23-16 |
| 09/19 | Raiders | S | 10 | 38 | 3.8 | 14 | 0 | 5 | 43 | 8.6 | 25t | 1 | L | 17-26 |
| 09/26 | Bengals | S | 14 | 40 | 2.9 | 20 | 0 | 14 | 102 | 7.3 | 21 | 0 | L | 10-24 |
| 10/03 | at Packers | S | 15 | 62 | 4.1 | 11 | 1 | 6 | 29 | 4.8 | 9 | 0 | L | 17-27 |
| 10/10 | Broncos | S | 23 | 122 | 5.3 | 20 | 1 | 2 | 20 | 10.0 | 14 | 0 | W | 27-19 |
| 10/17 | Seahawks | S | 24 | 81 | 3.4 | 10 | 0 | 6 | 46 | 7.7 | 12 | 1 | W | 23-20+ |
| 10/31 | at Browns | S | 26 | 91 | 3.5 | 11 | 1 | 3 | 29 | 9.7 | 20 | 0 | W | 15-10 |
| 11/08 | Bears | S | 22 | 62 | 2.8 | 13 | 1 | 3 | 16 | 5.3 | 9 | 0 | W | 29-27 |
| 11/14 | Lions | S | 26 | 105 | 4.0 | 12 | 0 | 4 | 28 | 7.0 | 10 | 0 | T | 16-16 |
| 11/21 | at Chargers | S | 12 | 39 | 3.3 | 12 | 1 | 5 | 20 | 4.0 | 7 | 0 | L | 37-41 |
| 11/28 | at Bengals | S | 8 | 23 | 2.9 | 5 | 0 | 3 | 14 | 4.7 | 12 | 0 | L | 10-41 |
| 12/05 | Ravens | S | 21 | 71 | 3.4 | 13 | 0 | 5 | 36 | 7.2 | 18 | 0 | W | 20-19 |
| 12/09 | at Vikings | S | 20 | 94 | 4.7 | 23 | 1 | 3 | 10 | 3.3 | 6 | 1 | L | 28-36 |
| 12/19 | Titans | S | 12 | 18 | 1.5 | 7 | 0 | 2 | 8 | 4.0 | 5 | 0 | W | 19-13 |
| 12/26 | at Chiefs | S | 19 | 93 | 4.9 | 21 | 0 | 5 | 17 | 3.4 | 6 | 0 | L | 10-36 |
| 01/03 | Browns | S | 28 | 188 | 6.7 | 37t | 1 | 3 | 18 | 6.0 | 13 | 0 | W | 26-14 |
| 01/09 | at Ravens | S | 11 | 28 | 2.5 | 15 | 0 | 4 | 27 | 6.8 | 11 | 0 | W | 16-13+ |
| 2021 TOTALS | | 17-17 | 307 | 1,200 | 3.9 | 37T | 7 | 74 | 467 | 6.3 | 25T | 3 | 9-7-1 | |

+ - Overtime

2023 GAME-BY-GAME POSTSEASON STATISTICS (STEELERS)

| DATE | OPPONENT | P/S | RUSHING | | | | | RECEIVING | | | | | W/L | SCORE |
|--------------------|----------|-----|-----------|-----------|------------|-----------|----------|-----------|-----------|------------|-----------|----------|------------|-------|
| | | | NO. | YDS. | AVG. | LG | TD | NO. | YDS. | AVG. | LG | TD | | |
| 01/15 | at Bills | S | 12 | 37 | 3.1 | 11 | 0 | 2 | 15 | 7.5 | 10 | 0 | L | 17-31 |
| 2023 TOTALS | | 1-1 | 12 | 37 | 3.1 | 11 | 0 | 2 | 15 | 7.5 | 10 | 0 | 0-1 | |



**NICK^{LB}
HERBIG**

HEIGHT: 6-2
WEIGHT: 240
COLLEGE: Wisconsin
BORN: November 21, 2001

HOW ACQUIRED: D4 '23
NFL EXPERIENCE: 2nd year
BIRTHPLACE: Kauai, HI



PRO CAREER

- ✦ Has played in 17 regular-season games (no starts) in his NFL career (Pittsburgh 2023)
- ✦ Has registered 22 tackles (15 solo), five tackles for loss, 3.0 sacks, three quarterback hits, two forced fumbles and one fumble recovery
- ✦ Has recorded five tackles (four solo) on special teams
- ✦ Made NFL debut in Week 1 of 2023 (vs. San Francisco)

TRANSACTIONS

- ✦ Signed four-year contract with Pittsburgh on May 13, 2023
- ✦ Drafted by the Steelers in the fourth round (132nd overall) of the 2023 NFL Draft

COLLEGE

- ✦ Appeared in 31 games (31 starts) at Wisconsin (2020-22)
- ✦ Recorded 137 tackles (96 solo), 36.0 tackles for loss, 21.0 sacks, seven pass breakups, four forced fumbles and two fumble recoveries
- ✦ 2022 All-Big Ten first team (consensus)
- ✦ 2022 CBS Sports All-American second team
- ✦ 2022 Walter Camp All-American second team
- ✦ 2022 AFCA All-American second team
- ✦ 2022 Associated Press All-American third team
- ✦ Played in 11 games (11 starts) games at outside linebacker in 2022
- ✦ Led the Badgers with 11.0 sacks and 15.5 TFLs while ranking sixth on the team in tackles (47)
- ✦ Led the nation with 1.0 sacks per game
- ✦ His 15.5 TFLs led the Big Ten and ranked 18th in the country
- ✦ His 1.0 sacks per game were the most for a Badger since Tarek Saleh in 1996
- ✦ His 11.0 sacks were the most in a single season for Wisconsin since Zack Baun recorded 12.5 in 2019
- ✦ Began the season with a 2.0-sack performance vs. Illinois State
- ✦ Recorded sacks vs. Washington State and New Mexico State
- ✦ Registered seven solo tackles and a sack at Northwestern
- ✦ Totaled 3.0 TFLs and 2.0 sacks vs. Maryland
- ✦ Dominant at Iowa, totaling 3.0 sacks, eight tackles and a forced fumble

PERSONAL

- ✦ Four-star recruit by 247 Sports, ESPN and Rivals
- ✦ All-Hawaii Open Division Defensive Player of the Year as a senior in 2019
- ✦ Earned invitation to 2020 Polynesian Bowl
- ✦ Two-time all-state selection
- ✦ Led Saint Louis School to four consecutive Open Division state championships
- ✦ Also played basketball in high school
- ✦ Coach was Cal Lee
- ✦ Parents are Robyn and Bruce Herbig
- ✦ Has two brothers, Jake and Nate
- ✦ Brother Nate played football at Stanford and is currently a guard for the Pittsburgh Steelers
- ✦ Moved into his grandparents' house before high school to play at famed Saint Louis School in Honolulu, which produced Marcus Mariota, Tua Tagovailoa and others
- ✦ Lived away from his parents (who lived on the island of Oahu)

NICK HERBIG'S NFL REGULAR SEASON DEFENSIVE STATISTICS

| DATE | TEAM | GP | GS | TACKLES | | | | | YDS | QBH | INTERCEPTIONS | | | | | O. FUMB | | | ST | | | | MISC | | | |
|-------------------|----------|-----------|----------|-----------|-----------|----------|----------|-----------|------------|-------------|---------------|----------|----------|----------|----------|----------|----------|----------|----------|----------|----------|----------|----------|----------|----------|----------|
| | | | | TK | S | A | TFL | YDS | | | SK | NO | YDS | LG | TD | PD | FF | FR | TD | YDS | TK | S | A | FF | FR | S |
| 2023 | Steelers | 17 | 0 | 22 | 15 | 7 | 5 | 18 | 3.0 | 24.0 | 3 | 0 | 0 | 0 | 0 | 2 | 1 | 0 | 0 | 5 | 4 | 1 | 0 | 0 | 0 | 0 |
| 2024 | Steelers | 1 | 0 | 1 | 1 | 0 | 0 | 0.0 | 0.0 | 0 | 0 | 0 | 0 | 0 | 0 | 0 | 0 | 0 | 0 | 0 | 0 | 0 | 0 | 0 | 0 | |
| NFL TOTALS | | 18 | 0 | 23 | 16 | 7 | 5 | 18 | 3.0 | 24.0 | 3 | 0 | 0 | 0 | 0 | 2 | 1 | 0 | 0 | 5 | 4 | 1 | 0 | 0 | 0 | 0 |

NICK HERBIG'S NFL POSTSEASON DEFENSIVE STATISTICS

| DATE | TEAM | GP | GS | TACKLES | | | | | YDS | QBH | INTERCEPTIONS | | | | | O. FUMB | | | ST | | | | MISC | | | |
|-------------------|----------|----------|----------|----------|----------|----------|----------|------------|------------|----------|---------------|----------|----------|----------|----------|----------|----------|----------|----------|----------|----------|----------|----------|----------|----------|----------|
| | | | | TK | S | A | TFL | YDS | | | SK | NO | YDS | LG | TD | PD | FF | FR | TD | YDS | TK | S | A | FF | FR | S |
| 2023 | Steelers | 1 | 0 | 0 | 0 | 0 | 0 | 0.0 | 0.0 | 0 | 0 | 0 | 0 | 0 | 0 | 0 | 0 | 0 | 0 | 1 | 1 | 0 | 0 | 0 | 0 | 0 |
| NFL TOTALS | | 1 | 0 | 0 | 0 | 0 | 0 | 0.0 | 0.0 | 0 | 0 | 0 | 0 | 0 | 0 | 0 | 0 | 0 | 0 | 1 | 1 | 0 | 0 | 0 | 0 | 0 |

SINGLE-GAME HIGHS: DEFENSIVE

Total Tackles 6 vs. New England Patriots, Dec 07, 2023
 3 vs. Cincinnati Bengals, Dec 23, 2023
 ...1 more at 3.

Solo Tackles 4 vs. New England Patriots, Dec 07, 2023
 2 vs. Cincinnati Bengals, Dec 23, 2023
 ...2 more at 2.

Forced Fumbles 1 at Seattle Seahawks, Dec 31, 2023
 1 vs. Jacksonville Jaguars, Oct 29, 2023

Tackles For Loss 1 vs. New England Patriots, Dec 07, 2023
 1 vs. Arizona Cardinals, Dec 03, 2023
 ...3 more at 1.

Special Teams Tackles 1 vs. New England Patriots, Dec 07, 2023
 1 at Cleveland Browns, Nov 19, 2023
 ...3 more at 1.

2024 GAME-BY-GAME REGULAR-SEASON STATISTICS (STEELERS)

| DATE | OPPONENT | P/S | TACKLES | | | | | | | INTERCEPTIONS | | | | O. FUMB | | | ST | | | | MISC | | SCORE | | | | | | |
|--------------------|------------|------------|----------|----------|----------|------------|------------|----------|----------|---------------|----------|----------|----------|----------|----------|----------|----------|----------|----------|----------|----------|----------|----------|----------|----------|----------|------------|-----|-------|
| | | | TK | S | A | SK | YDS | TFL | YDS | QBH | NO | YDS | LG | TD | PD | FF | FR | TD | YDS | TK | S | A | | FF | FR | S | A | W/L | |
| 09/08 | at Falcons | P | 1 | 1 | 0 | 0.0 | 0.0 | 0 | 0 | 0 | 0 | 0 | 0 | 0 | 0 | 0 | 0 | 0 | 0 | 0 | 0 | 0 | 0 | 0 | 0 | 0 | 0 | W | 18-10 |
| 2024 TOTALS | | 1-0 | 1 | 1 | 0 | 0.0 | 0.0 | 0 | 0 | 0 | 0 | 0 | 0 | 0 | 0 | 0 | 0 | 0 | 0 | 0 | 0 | 0 | 0 | 0 | 0 | 0 | 1-0 | | |

2023 GAME-BY-GAME REGULAR-SEASON STATISTICS (STEELERS)

| DATE | OPPONENT | P/S | TACKLES | | | | | | | INTERCEPTIONS | | | | O. FUMB | | | ST | | | | MISC | | SCORE | | | | | |
|--------------------|-------------|-------------|-----------|-----------|----------|------------|-------------|----------|-----------|---------------|----------|----------|----------|----------|----------|----------|----------|----------|----------|----------|----------|----------|----------|----------|----------|-------------|---|-------|
| | | | TK | S | A | SK | YDS | TFL | YDS | QBH | NO | YDS | LG | TD | PD | FF | FR | TD | YDS | TK | S | A | | FF | FR | S | A | W/L |
| 09/10 | 49ers | P | 1 | 0 | 1 | 0.0 | 0.0 | 0 | 0 | 0 | 0 | 0 | 0 | 0 | 0 | 0 | 0 | 0 | 0 | 0 | 0 | 0 | 0 | 0 | 0 | 0 | L | 7-30 |
| 09/18 | Browns | P | 3 | 2 | 1 | 0.0 | 0.0 | 0 | 0 | 0 | 0 | 0 | 0 | 0 | 0 | 0 | 0 | 0 | 0 | 0 | 0 | 0 | 0 | 0 | 0 | 0 | W | 26-22 |
| 09/24 | at Raiders | P | 0 | 0 | 0 | 0.0 | 0.0 | 0 | 0 | 0 | 0 | 0 | 0 | 0 | 0 | 0 | 0 | 0 | 0 | 0 | 0 | 0 | 0 | 0 | 0 | 0 | W | 23-18 |
| 10/01 | at Texans | P | 0 | 0 | 0 | 0.0 | 0.0 | 0 | 0 | 0 | 0 | 0 | 0 | 0 | 0 | 0 | 0 | 0 | 0 | 0 | 0 | 0 | 0 | 0 | 0 | 0 | L | 6-30 |
| 10/08 | Ravens | P | 0 | 0 | 0 | 0.0 | 0.0 | 0 | 0 | 0 | 0 | 0 | 0 | 0 | 0 | 0 | 0 | 0 | 0 | 0 | 0 | 0 | 0 | 0 | 0 | 0 | W | 17-10 |
| 10/22 | at Rams | P | 2 | 2 | 0 | 1.0 | 6.0 | 1 | 6 | 1 | 0 | 0 | 0 | 0 | 0 | 0 | 0 | 0 | 0 | 0 | 0 | 0 | 0 | 0 | 0 | 0 | W | 24-17 |
| 10/29 | Jaguars | P | 1 | 1 | 0 | 0.0 | 0.0 | 1 | 0 | 0 | 0 | 0 | 0 | 0 | 0 | 0 | 0 | 0 | 0 | 0 | 0 | 0 | 0 | 0 | 0 | 0 | L | 10-20 |
| 11/02 | Titans | P | 0 | 0 | 0 | 0.0 | 0.0 | 0 | 0 | 0 | 0 | 0 | 0 | 0 | 0 | 0 | 0 | 0 | 0 | 0 | 0 | 0 | 0 | 0 | 0 | 0 | W | 20-16 |
| 11/12 | Packers | P | 0 | 0 | 0 | 0.0 | 0.0 | 0 | 0 | 0 | 0 | 0 | 0 | 0 | 0 | 0 | 0 | 0 | 0 | 0 | 0 | 0 | 0 | 0 | 0 | 0 | W | 23-19 |
| 11/19 | at Browns | P | 1 | 0 | 1 | 0.0 | 0.0 | 0 | 0 | 0 | 0 | 0 | 0 | 0 | 0 | 0 | 0 | 0 | 0 | 0 | 0 | 0 | 0 | 0 | 0 | 0 | L | 10-13 |
| 11/26 | at Bengals | P | 1 | 1 | 0 | 1.0 | 9.0 | 1 | 9 | 1 | 0 | 0 | 0 | 0 | 0 | 0 | 0 | 0 | 0 | 0 | 0 | 0 | 0 | 0 | 0 | 0 | W | 16-10 |
| 12/03 | Cardinals | P | 1 | 1 | 0 | 0.0 | 0.0 | 1 | 2 | 0 | 0 | 0 | 0 | 0 | 0 | 0 | 0 | 0 | 0 | 0 | 0 | 0 | 0 | 0 | 0 | 0 | L | 10-24 |
| 12/07 | Patriots | P | 6 | 4 | 2 | 0.0 | 0.0 | 1 | 1 | 0 | 0 | 0 | 0 | 0 | 0 | 0 | 0 | 0 | 0 | 0 | 0 | 0 | 0 | 0 | 0 | 0 | L | 18-21 |
| 12/16 | at Colts | P | 2 | 1 | 1 | 0.0 | 0.0 | 0 | 0 | 0 | 0 | 0 | 0 | 0 | 0 | 0 | 0 | 0 | 0 | 0 | 0 | 0 | 0 | 0 | 0 | 0 | L | 13-30 |
| 12/23 | Bengals | P | 3 | 2 | 1 | 0.0 | 0.0 | 0 | 0 | 0 | 0 | 0 | 0 | 0 | 0 | 0 | 0 | 0 | 0 | 0 | 0 | 0 | 0 | 0 | 0 | 0 | W | 34-11 |
| 12/31 | at Seahawks | P | 1 | 1 | 0 | 1.0 | 9.0 | 0 | 0 | 1 | 0 | 0 | 0 | 0 | 0 | 0 | 0 | 0 | 0 | 0 | 0 | 0 | 0 | 0 | 0 | 0 | W | 30-23 |
| 01/06 | at Ravens | P | 0 | 0 | 0 | 0.0 | 0.0 | 0 | 0 | 0 | 0 | 0 | 0 | 0 | 0 | 0 | 0 | 0 | 0 | 0 | 0 | 0 | 0 | 0 | 0 | 0 | W | 17-10 |
| 2023 TOTALS | | 17-0 | 22 | 15 | 7 | 3.0 | 24.0 | 5 | 18 | 3 | 0 | 0 | 0 | 0 | 0 | 2 | 1 | 0 | 0 | 5 | 4 | 1 | 0 | 0 | 0 | 10-7 | | |

2023 GAME-BY-GAME POSTSEASON STATISTICS (STEELERS)

| DATE | OPPONENT | P/S | TACKLES | | | | | | | INTERCEPTIONS | | | | O. FUMB | | | ST | | | | MISC | | SCORE | | | | | |
|--------------------|----------|------------|----------|----------|----------|------------|------------|----------|----------|---------------|----------|----------|----------|----------|----------|----------|----------|----------|----------|----------|----------|----------|----------|----------|----------|------------|---|-------|
| | | | TK | S | A | SK | YDS | TFL | YDS | QBH | NO | YDS | LG | TD | PD | FF | FR | TD | YDS | TK | S | A | | FF | FR | S | A | W/L |
| 01/15 | at Bills | P | 0 | 0 | 0 | 0.0 | 0.0 | 0 | 0 | 0 | 0 | 0 | 0 | 0 | 0 | 0 | 0 | 0 | 0 | 0 | 0 | 0 | 0 | 0 | 0 | 0 | L | 17-31 |
| 2023 TOTALS | | 1-0 | 0 | 0 | 0 | 0.0 | 0.0 | 0 | 0 | 0 | 0 | 0 | 0 | 0 | 0 | 0 | 0 | 0 | 0 | 0 | 0 | 0 | 0 | 0 | 0 | 0-1 | | |



CAMERON ^{DT} HEYWARD

HEIGHT: 6-5
WEIGHT: 295
COLLEGE: Ohio State
BORN: May 6, 1989

HOW ACQUIRED: D1 '11
NFL EXPERIENCE: 14th year
BIRTHPLACE: Pittsburgh, PA



PRO CAREER

- † Nine-time team captain (2015, 2016, 2017, 2018, 2019, 2020, 2021, 2022, 2023)
- † Six-time Pro Bowler (2017, 2018, 2019, 2020, 2021, 2022)
- † Three-time Associated Press First Team All-Pro (2017, 2019, 2021)
- † Named the 2023 Walter Payton Man of the Year, an award that recognizes a player's off-the-field community service as well as his playing excellence
- † Six-time Steelers' Walter Payton Man of the Year nominee (2015, 2017, 2018, 2021, 2022, 2023)
- † Three-time recipient of the Pro Football Writers' "The Chief Award" (2014, 2019 and 2021), which was established in honor of the Steelers' founder, Arthur J. Rooney, Sr., and is presented annually to the Steeler that best exemplifies the spirit of cooperation with the media
- † Joined Joe Greene (four times) as the only interior defensive linemen (DT-NT) in franchise history to be voted Associated Press first-team All-Pro more than once
- † His 80.5 career sacks are the most by a Steelers' defensive lineman since 1982
- † His 80.5 career sacks are tied for the second-most by a Steeler since 1982
- † His 80.5 career sacks are the most by an active NFL defensive tackle
- † His 80.5 career sacks are the ninth-most by a defensive tackle in League history
- † Only defensive lineman in franchise history with 9.0 or more sacks in at least five seasons (2017, 2018, 2019, 2021, 2022) and 10.0 or more sacks in at least three seasons (2017, 2021, 2022)
- † His three seasons of 10.0 or more sacks and seven seasons of 7.0 or more sacks are both tied for fourth-most by a defensive tackle since 1982
- † Has played in 194 games (159 starts) over his 13-year NFL career (Pittsburgh 2011-23)
- † His 194 regular-season games played for the Steelers ranks seventh in franchise history and third among defensive players (Donnie Shell, 201; Mel Blount 200)
- † His 194 regular-season games played for the Steelers ranks 24th in NFL history among defensive tackles
- † Registered 647 tackles (404 solo), 175 quarterback hits, 118 tackles for loss, 80.5 sacks, 47 passes defended, eight forced fumbles, seven fumble recoveries and two interceptions
- † Has registered 14 multi-sack games in his NFL regular-season career, which ranks tied for fifth in franchise history
- † The Steelers are 13-0-1 when he has a multi-sack game and 10-0-1 when he has at least 2.0 sacks
- † His 118 tackles for loss are the most by an active NFL defensive tackle
- † His 647 tackles are most by an active NFL defensive tackle
- † His 47 passes defended are the most among active NFL defensive tackles
- † His 333 tackles are the third-most among defensive tackles in the NFL since the start of the 2019 season
- † Heyward's 23 passes defended are the second-most among defensive tackles in the NFL since the start of the 2019 season
- † Heyward's 35.5 sacks are the fourth-most among defensive tackles in the NFL since the start of the 2019 season
- † Heyward's 53 tackles for loss are the second-most among defensive tackles in the NFL since the start of the 2019 season
- † Since 2020, only one team has had three players with at least 26.5 sacks, 59 quarterback hits and 40 tackles for loss (Pittsburgh's T.J. Watt, Cameron Heyward and Alex Highsmith)
- † Made NFL debut in Week 1 of 2011 (at Baltimore)
- † Made NFL starting debut in Week 3 of 2013 (vs. Chicago)

2023 (STEELERS)

- † Played in and started 11 regular-season games
- † Named the 2023 Walter Payton Man of the Year, an award that recognizes a player's off-the-field community service as well as his playing excellence
- † Missed Weeks 2-8 due to a groin injury
- † Registered 33 tackles (25 solo), 2.0 sacks, six tackles for loss, one pass defended and three quarterback hits
- † Steelers' run defense rebounded from a difficult start to the 2023 season when he returned to the lineup in Week 9 vs. Tennessee
- † Pittsburgh led the NFL in successful play rate on defensive rushes (EPA based) after Week 9
- † The Steelers allowed five rushing TDs after Week 9, which was tied for the third-fewest in the League over the span
- † Pittsburgh allowed 0.50 rushing TDs/game after Week 9, which was the third-fewest in the League over the span
- † The Steelers allowed 46 first downs by rush after Week 9, which was the second-fewest in the League over the span
- † Pittsburgh allowed 4.60 first downs by rush/game after Week 9, which was the fewest in the League over the span
- † The Steelers allowed a first down on just 19.0% of its opponents rushes after Week 9, which was the fewest in the League over the span
- † Pittsburgh allowed just 22 runs of 10 yards or more after Week 9, which was tied for the fifth-fewest in the League over the span
- † The Steelers allowed a run of 10 yards or more on just 9.1% of its opponents rushes after Week 9, which was the sixth-fewest in the League over the span

2022 (STEELERS)

- † Started all 17 regular-season games
- † Registered 74 tackles (39 solo), 10.5 sacks, 14 tackles for loss, four passes defended, one forced fumble and one fumble recovery
- † Tied his career high in quarterback hits (23) set in 2019
- † Ranked first on the team in QB hits and tackles for loss and second on the team in sacks
- † Named a defensive captain for the eighth consecutive season
- † Named the Steelers' 2022 Walter Payton Man of the Year, an award that recognizes a player's off-the-field community service as well as his playing excellence
- † Became the only defensive tackle in the NFL with 10.0 or more sacks in each of the last two seasons and the 10th defensive tackle in NFL history since 1982 to have 10.0 or more sacks in consecutive seasons
- † Registered three multi-sack games to mark 14 multi-sack games in his career
- † Was named the AFC Defensive Player of the Week for his performance in Week 16 vs. Las Vegas (seven total tackles, four solo tackles, 2.0 sacks, three tackles for loss, two QB hits and one pass defended)
- † Also received the NFL's Way to Play Award following Week 16, which recognizes NFL players who exemplify proper technique to make impactful plays and awards them a \$5,000 equipment grant to be given to a local youth or high school football program
- † Recorded eight tackles (three solo), 2.0 sacks, four QB hits, two tackles for loss and one pass defended in the Week 18 victory over Cleveland

2021 (STEELERS)

- ✦ Started all 17 regular-season games
- ✦ Finished with a career-high 89 tackles (53 solo) along with 10.0 sacks, 17 quarterback hits, 15 tackles for loss, nine passes defended, one interception, one forced fumble and one fumble recovery
- ✦ Named a defensive captain for the seventh consecutive time
- ✦ Named the Steelers' 2021 Walter Payton Man of the Year, an award that recognizes a player's off-the-field community service as well as his playing excellence
- ✦ Surpassed Joey Porter for the fifth-most sacks in team history (60.5) in Week 8 at Cleveland
- ✦ Tied for the team lead with nine passes defended
- ✦ Recorded his second career interception in Week 9 vs Chicago when he picked off QB Justin Fields
- ✦ Recorded the 11th multi-sack game of his career in Week 10 vs Detroit
- ✦ Recorded his 10th sack of the season in Week 18 at Baltimore, securing his second career double-digit sack season (had 12.0 in 2017)
- ✦ Became one of just 13 players in league history to have at least 10 sacks and nine passes defended in a season

2020 (STEELERS)

- ✦ Named a defensive captain for the sixth consecutive time
- ✦ Started all 15 games he played in during the regular season and one playoff game
- ✦ Recorded 54 tackles, 4.0 sacks, 19 quarterback hits, seven tackles for a loss and three passes defended
- ✦ Registered the first interception of his career in Week 1 at New York Giants (game 135 and start 100)
- ✦ His interception halted a Giants' drive that opened at its own 9-yard line and marched 87 yards on 19 plays, taking New York down to the Steelers' 4-yard line

2019 (STEELERS)

- ✦ Named a defensive captain for the fifth consecutive season
- ✦ Started all 16 games
- ✦ Recorded 83 tackles (51 solo), 9.0 sacks, a career-high 23 quarterback hits, 11 tackles for a loss and six passes defended
- ✦ Ranked second on the team in quarterback hits, third in sacks and third in TFLs
- ✦ Led all NFL defensive linemen in tackles
- ✦ His 83 tackles were the most by a Steelers defensive lineman since Donald Evans had 84 in 1993
- ✦ Registered seven or more tackles in three different games
- ✦ His 23 quarterback hits were the second-most among all defensive tackles in the NFL
- ✦ Recorded three or more quarterback hits in three separate games
- ✦ Joined Aaron Donald as the only defensive tackles in the League with at least three QB hits in three or more games
- ✦ His 9.0 sacks were the second-most among all defensive tackles in the NFL
- ✦ His 11 TFLs were the fourth-most among all defensive tackles in the NFL

2018 (STEELERS)

- ✦ Named a defensive team captain for the fourth straight season
- ✦ Started all 16 regular season games for the third time in his career
- ✦ Named the Steelers' 2018 Walter Payton Man of the Year, an award that recognizes a player's off-the-field community service as well as his playing excellence
- ✦ Finished the season with 51 tackles (29 solo), 8.0 sacks (second on the team), 18 quarterback hits (second on the team), 10 tackles for loss, three pass breakups, one forced fumble and one fumble recovery
- ✦ Surpassed Aaron Smith for the second-most sacks by a Steelers defensive lineman and seventh-most sacks by a Steeler since sacks became an official statistic in 1982

2017 (STEELERS)

- ✦ Named a defensive team captain for the third straight season
- ✦ Started all 15 of the regular-season games he played in
- ✦ Named the Steelers' 2017 Walter Payton Man of the Year, an award that recognizes a player's off-the-field community service as well as his playing excellence
- ✦ Finished the season with a career-high 12.0 sacks, 45 tackles (30 solo), 22 quarterback hits, a career-high 16 tackles for loss, three passes defended, two forced fumbles and one fumble recovery
- ✦ Recorded four multi-sack performances, tying for most in the League
- ✦ His 12.0 sacks tied for third-most among AFC defensive linemen and tied for sixth among all NFL defensive linemen in sacks
- ✦ Named AFC Defensive Player of the Week for his Week 4 performance at Baltimore (10/1)
- ✦ Registered the third multi-sack game in his regular-season career and credited with a forced fumble and fumble recovery
- ✦ Named AFC Defensive Player of the Week for his Week 12 performance vs. Green Bay (11/26)
- ✦ Registered the fifth game of his regular-season career with multiple sacks and added six tackles (three solo), two tackles for losses and three quarterback hits
- ✦ Surpassed Clark Haggans (32.0) for the 10th-most sacks by a Steeler since sacks became an official statistic in 1982
- ✦ Established a single-game high for sacks in the first half of a game with 2.0 at Houston in Week 16
- ✦ First Steelers defensive lineman to record at least 2.0 sacks in the first half of a game since Nov. 9, 2009 (Brett Keisel at Denver)
- ✦ Surpassed Lawrence Timmons and Kevin Greene (35.5) for the eighth-most sacks by a Steeler since sacks became an official statistic in 1982

2016 (STEELERS)

- ✦ Named a defensive team captain for the second straight season
- ✦ Started seven games during the regular season
- ✦ Inactive for two games due to a left hamstring injury (10/16 at Miami and 10/23 vs. New England)
- ✦ Placed on the team's Reserve/Injured List due to a pectoral injury on November 19, and missed the remainder of the regular season and postseason
- ✦ Recorded a single-game career-high 3.0 sacks in Week 4 vs. Kansas City
- ✦ Became the fourth defensive end in franchise history to record at least 3.0 sacks in a single game and the first since Ray Seals in 1994 (11/6 at Houston) since sacks became an official statistic in 1982

2015 (STEELERS)

- ✦ Named a defensive team captain for the first time in his career
- ✦ Started all 16 regular-season games for the second consecutive season
- ✦ Named the Steelers' 2015 Walter Payton Man of the Year, an award that recognizes a player's off-the-field community service as well as his playing excellence
- ✦ Led the team with 7.0 sacks during the regular season along with 54 tackles (39 solo), 15 tackles for loss, 13 quarterback hits, two passes defended and one forced fumble
- ✦ Recorded at least 5.0 sacks in three straight seasons, becoming the second defensive end (Keith Willis) to record 5.0 sacks in three or more consecutive seasons since sacks became an official statistic in 1982
- ✦ Started both postseason contests
- ✦ Recorded a strip sack in the second quarter of the Wild Card victory Cincinnati, the first sack and forced fumble of his career in the postseason

2014 (STEELERS)

- ✦ Started all 16 games during the regular season for the first time in his career
- ✦ Set a then career-high with 7.5 sacks on the season along with 53 tackles (33 solo), 16 quarterback hits, 11 tackles for loss and four passes defended
- ✦ Became the first defensive lineman to lead or tie for the team lead in sacks since Aaron Smith (2004)
- ✦ Recorded 1.5 sacks in Week 16 vs. Kansas City, the first multi-sack game of his career and the first Steelers' defensive end to record a multi-sack game since Brett Keisel (12/23/12 vs. Cincinnati)
- ✦ Started the lone postseason contest

2013 (STEELERS)

- ✦ Played in all 16 games, making a then career-best 13 starts
- ✦ Started his first career game in Week 3 vs. Chicago
- ✦ Recorded 5.0 sacks on the season, his first season with at least five quarterback takedowns
- ✦ Added on 59 tackles (35 solo), 10 quarterback hits, seven tackles for loss and seven passes defended
- ✦ Recorded a career-high 10 tackles, and one sack, in Week 14 vs. Miami

2012 (STEELERS)

- ✦ Saw action on the defensive line and on special teams in all 16 contests
- ✦ Recorded 20 tackles (13 solo), 1.5 sacks, three quarterback hits and two tackles for loss

2011 (STEELERS)

- ✦ Saw action in all 16 regular-season games and the lone postseason contest in his rookie season
- ✦ Totaled 11 tackles (10 solo), 1.0 sack, three quarterback hits, one forced fumble and one pass defended
- ✦ Registered his first career sack and forced fumble in the fourth quarter in Week 5 vs. Tennessee

TRANSACTIONS

- ✦ Signed four-year contract extension with Pittsburgh on Sept. 6, 2020
- ✦ Signed six-year contract with the Steelers on July 16, 2015
- ✦ Pittsburgh exercised fifth-year option on April 22, 2014
- ✦ Signed four-year contract with the Steelers on July 29, 2011
- ✦ Drafted by Pittsburgh in the first round (31st overall) of the 2011 NFL Draft

PERSONAL

- ✦ Attended Peachtree Ridge High School (Suwanee, Ga.)
- ✦ Named 2006 Georgia Class 5A Defensive Player of the Year, helping Peachtree Ridge capture the state championship as a senior
- ✦ Totaled 88 tackles and 11.0 sacks during his senior campaign
- ✦ Son of former NFL and University of Pittsburgh running back Craig "Ironhead" Heyward and Charlotte Heyward Blackwell
- ✦ Cameron's stepfather, Cory Blackwell, played football at Wisconsin
- ✦ Married to Allie
- ✦ Couple has one son, Callen Grey, and two daughters, Chloe and Caia
- ✦ Started his foundation, "The Heyward House" in May 2015
- ✦ Full name: Cameron Phillips Heyward

COMMUNITY

- ✦ Named the 2023 Walter Payton Man of the Year, an award that recognizes a player's off-the-field community service as well as his playing excellence
- ✦ Six-time Steelers Walter Payton Man of the Year (2015, 2017, 2018, 2021, 2022, 2023)
- ✦ Created his foundation, The Heyward House, in 2015, which supports Pittsburghers in need through a variety of programs and partnerships
- ✦ Began the Rufus and Judy Jordan Literacy Program in 2020, and as part of the program, built Little Free Libraries where he stocks books in under-served communities
- ✦ Built the Heyward Performance Center field house for his high school, Peachtree Ridge, in 2020
- ✦ Created a birthday club, Cam's Birthday Bash, where every year on his birthday, he throws a birthday party at Dave and Buster's complete with food, games and gifts, for children who often don't get the opportunity to celebrate their birthdays
- ✦ Through Craig's Closet, a program he named after his father, high school boys in the Pittsburgh area with free dress clothes for interviews, internships, banquets, and more
- ✦ Partners with Blessings in a Backpack to provide backpacks of food for students to take home over the weekend
- ✦ Began Voices of Hope Scholarship to provide brain tumor patients, or the family members of those affected by a brain tumor diagnosis, the opportunity to pursue a post-secondary education
- ✦ Annually treats 200 families per year to Thanksgiving dinner through his food distribution with Greater Pittsburgh Food Bank
- ✦ Has donated \$150,000 over the last two seasons to the Steelers Social Justice Fund
- ✦ Serves on the Steelers Social Justice Committee and led one of the Social Justice Film Series nights

COLLEGE

- Started 46-of-52 games at Ohio State (2007-10)
- Recorded 163 tackles, 37.5 tackles for loss, 15.0 sacks and six quarterback pressures
- Recovered two fumbles, including one in the end zone for a touchdown
- Had one interception, and he returned it 80 yards, which, at the time, ranked as the seventh longest return by a Buckeye in school history and the longest interception return by a defensive lineman
- Forced two fumbles
- Earned first-team All-Big Ten Conference honors and the Bill Willis Award, given by the OSU coaches to the team's Outstanding Defensive Player in 2010
- Earned second-team All-Big Ten Conference honors and was the recipient of the Jack Stephenson Award, given by the coaching staff to the team's outstanding defensive lineman in 2009
- Garnered Freshman All-American honors from Rivals.com, Scout.com and The Sporting News in 2007
- Graduated with a degree in human development

REGULAR SEASON COMPARISON: DEFENSIVE - DENVER BRONCOS

| DATE | OPP | W/L | GP/GS | TACKLES | | | | SACK | YDS. | INT | TFL | PD | QBH | TD | MISC | |
|---------------|-------------|-----|-------|---------|------|------|-----|------|------|-----|-----|----|-----|----|------|---|
| | | | | TOT | SOLO | ASST | FF | | | | | | | | FR | |
| 9/9/12 | PIT @ DEN | L | P | 3 | 2 | 1 | 0.0 | 0.0 | 0 | 0 | 0 | 0 | 0 | 0 | 0 | 0 |
| 12/20/15 | PIT vs. DEN | W | S | 2 | 1 | 1 | 1.0 | 8.0 | 0 | 1 | 0 | 2 | 0 | 0 | 0 | |
| 11/25/18 | PIT @ DEN | L | S | 3 | 2 | 1 | 0.5 | 3.5 | 0 | 0 | 1 | 1 | 0 | 0 | 0 | |
| 9/20/20 | PIT vs. DEN | W | S | 3 | 1 | 2 | 0.5 | 4.0 | 0 | 1 | 0 | 4 | 0 | 0 | 0 | |
| 10/10/21 | PIT vs. DEN | W | S | 3 | 2 | 1 | 0.0 | 0.0 | 0 | 0 | 2 | 0 | 0 | 0 | 0 | |
| TOTALS | | 3/2 | 5/4 | 14 | 8 | 6 | 2.0 | 15.5 | 0 | 2 | 3 | 7 | 0 | 0 | 0 | |

POSTSEASON COMPARISON: DEFENSIVE - DENVER BRONCOS

| DATE | OPP | W/L | GP/GS | TACKLES | | | | SACK | YDS. | INT | TFL | PD | QBH | TD | MISC | |
|---------------|-----------|-----|-------|---------|------|------|-----|------|------|-----|-----|----|-----|----|------|--|
| | | | | TOT | SOLO | ASST | FF | | | | | | | | FR | |
| 1/8/12 | PIT @ DEN | L | P | 4 | 3 | 1 | 0.0 | 0.0 | 0 | 0 | 0 | 0 | 0 | 0 | 0 | |
| 1/17/16 | PIT @ DEN | L | S | 0 | 0 | 0 | 0.0 | 0.0 | 0 | 0 | 0 | 0 | 0 | 0 | 0 | |
| TOTALS | | 0/2 | 2/1 | 4 | 3 | 1 | 0.0 | 0.0 | 0 | 0 | 0 | 0 | 0 | 0 | 0 | |

CAMERON HEYWARD'S NFL REGULAR SEASON DEFENSIVE STATISTICS

| DATE | TEAM | GP | GS | TACKLES | | | | | YDS | QBH | INTERCEPTIONS | | | | O. FUMB | | | | ST | | | MISC | | | | | | | |
|-------------------|----------|-----|-----|---------|-----|-----|-----|-----|------|-------|---------------|----|-----|----|---------|----|----|----|----|-----|----|------|---|----|----|---|---|---|---|
| | | | | TK | S | A | TFL | YDS | | | SK | NO | YDS | LG | TD | PD | FF | FR | TD | YDS | TK | S | A | FF | FR | S | A | | |
| 2011 | Steelers | 16 | 0 | 11 | 10 | 1 | 0 | 0 | 1.0 | 8.0 | 3 | 0 | 0 | 0 | 0 | 1 | 1 | 0 | 0 | 0 | 0 | 0 | 0 | 0 | 0 | 0 | 0 | 0 | |
| 2012 | Steelers | 16 | 0 | 20 | 13 | 7 | 2 | 0 | 1.5 | 5.0 | 3 | 0 | 0 | 0 | 0 | 0 | 0 | 0 | 0 | 0 | 0 | 0 | 0 | 0 | 0 | 0 | 0 | 0 | |
| 2013 | Steelers | 16 | 13 | 59 | 35 | 24 | 7 | 51 | 5.0 | 41.0 | 10 | 0 | 0 | 0 | 7 | 0 | 1 | 0 | 8 | 0 | 0 | 0 | 0 | 0 | 0 | 0 | 0 | 0 | |
| 2014 | Steelers | 16 | 16 | 53 | 33 | 20 | 11 | 54 | 7.5 | 47.0 | 16 | 0 | 0 | 0 | 4 | 0 | 0 | 0 | 0 | 0 | 0 | 0 | 0 | 0 | 0 | 0 | 0 | 0 | |
| 2015 | Steelers | 16 | 16 | 54 | 39 | 15 | 15 | 69 | 7.0 | 35.0 | 13 | 0 | 0 | 0 | 2 | 1 | 0 | 0 | 0 | 0 | 0 | 0 | 0 | 0 | 0 | 0 | 0 | 0 | |
| 2016 | Steelers | 7 | 7 | 21 | 17 | 4 | 4 | 18 | 3.0 | 16.0 | 5 | 0 | 0 | 0 | 4 | 0 | 1 | 0 | 1 | 0 | 0 | 0 | 0 | 0 | 0 | 0 | 0 | 0 | |
| 2017 | Steelers | 15 | 15 | 45 | 30 | 15 | 16 | 78 | 12.0 | 71.0 | 22 | 0 | 0 | 0 | 3 | 2 | 1 | 0 | 0 | 0 | 0 | 0 | 0 | 0 | 0 | 0 | 0 | 0 | |
| 2018 | Steelers | 16 | 16 | 51 | 29 | 22 | 10 | 55 | 8.0 | 60.0 | 18 | 0 | 0 | 0 | 3 | 1 | 1 | 0 | 0 | 0 | 0 | 0 | 0 | 0 | 0 | 0 | 0 | 0 | |
| 2019 | Steelers | 16 | 16 | 83 | 51 | 32 | 11 | 53 | 9.0 | 61.0 | 23 | 0 | 0 | 0 | 6 | 1 | 1 | 0 | 0 | 0 | 0 | 0 | 0 | 0 | 0 | 0 | 0 | 0 | |
| 2020 | Steelers | 15 | 15 | 54 | 30 | 24 | 7 | 20 | 4.0 | 28.5 | 19 | 1 | 0 | 0 | 3 | 0 | 0 | 0 | 0 | 0 | 0 | 0 | 0 | 0 | 0 | 0 | 0 | 0 | |
| 2021 | Steelers | 17 | 17 | 89 | 53 | 36 | 15 | 58 | 10.0 | 55.5 | 17 | 1 | 0 | 0 | 9 | 1 | 1 | 0 | 0 | 0 | 0 | 0 | 0 | 0 | 0 | 0 | 0 | 0 | |
| 2022 | Steelers | 17 | 17 | 74 | 39 | 35 | 14 | 58 | 10.5 | 72.5 | 23 | 0 | 0 | 0 | 4 | 1 | 1 | 0 | 0 | 0 | 0 | 0 | 0 | 0 | 0 | 0 | 0 | 0 | |
| 2023 | Steelers | 11 | 11 | 33 | 25 | 8 | 6 | 22 | 2.0 | 14.0 | 3 | 0 | 0 | 0 | 1 | 0 | 0 | 0 | 0 | 0 | 0 | 0 | 0 | 0 | 0 | 0 | 0 | 0 | |
| 2024 | Steelers | 1 | 1 | 4 | 3 | 1 | 0 | 0 | 0.0 | 0.0 | 0 | 0 | 0 | 0 | 0 | 0 | 0 | 0 | 0 | 0 | 0 | 0 | 0 | 0 | 0 | 0 | 0 | 0 | |
| NFL TOTALS | | 195 | 160 | 651 | 407 | 244 | 118 | 536 | 80.5 | 514.5 | 175 | 2 | 0 | 0 | 0 | 47 | 8 | 7 | 0 | 9 | 0 | 0 | 0 | 0 | 0 | 0 | 0 | 0 | 0 |

CAMERON HEYWARD'S NFL POSTSEASON DEFENSIVE STATISTICS

| DATE | TEAM | GP | GS | TACKLES | | | | | YDS | QBH | INTERCEPTIONS | | | | O. FUMB | | | | ST | | | MISC | | | | | | | |
|-------------------|----------|----|----|---------|----|---|-----|-----|-----|------|---------------|----|-----|----|---------|----|----|----|----|-----|----|------|---|----|----|---|---|---|---|
| | | | | TK | S | A | TFL | YDS | | | SK | NO | YDS | LG | TD | PD | FF | FR | TD | YDS | TK | S | A | FF | FR | S | A | | |
| 2011 | Steelers | 1 | 0 | 4 | 3 | 1 | 0 | 0 | 0.0 | 0.0 | 0 | 0 | 0 | 0 | 0 | 0 | 0 | 0 | 0 | 0 | 0 | 0 | 0 | 0 | 0 | 0 | 0 | 0 | |
| 2014 | Steelers | 1 | 1 | 2 | 2 | 0 | 0 | 0 | 0.0 | 0.0 | 2 | 0 | 0 | 0 | 0 | 0 | 0 | 0 | 0 | 0 | 0 | 0 | 0 | 0 | 0 | 0 | 0 | 0 | 0 |
| 2015 | Steelers | 2 | 2 | 1 | 1 | 0 | 0 | 0 | 1.0 | 11.0 | 4 | 0 | 0 | 0 | 0 | 1 | 0 | 0 | 0 | 0 | 0 | 0 | 0 | 0 | 0 | 0 | 0 | 0 | 0 |
| 2017 | Steelers | 1 | 1 | 1 | 1 | 0 | 1 | 2 | 0.0 | 0.0 | 0 | 0 | 0 | 0 | 0 | 0 | 0 | 0 | 0 | 0 | 0 | 0 | 0 | 0 | 0 | 0 | 0 | 0 | 0 |
| 2020 | Steelers | 1 | 1 | 1 | 1 | 0 | 0 | 0 | 0.0 | 0.0 | 0 | 0 | 0 | 0 | 0 | 1 | 0 | 0 | 0 | 0 | 0 | 0 | 0 | 0 | 0 | 0 | 0 | 0 | 0 |
| 2021 | Steelers | 1 | 1 | 4 | 2 | 2 | 0 | 0 | 0.0 | 0.0 | 0 | 0 | 0 | 0 | 0 | 1 | 0 | 0 | 0 | 0 | 0 | 0 | 0 | 0 | 0 | 0 | 0 | 0 | 0 |
| 2023 | Steelers | 1 | 1 | 6 | 4 | 2 | 1 | 2 | 0.0 | 0.0 | 0 | 0 | 0 | 0 | 0 | 0 | 0 | 0 | 0 | 0 | 0 | 0 | 0 | 0 | 0 | 0 | 0 | 0 | 0 |
| NFL TOTALS | | 8 | 7 | 19 | 14 | 5 | 2 | 4 | 1.0 | 11.0 | 6 | 0 | 0 | 0 | 0 | 1 | 2 | 0 | 0 | 0 | 0 | 0 | 0 | 0 | 0 | 0 | 0 | 0 | 0 |

SINGLE-GAME HIGHS: DEFENSIVE

| | | | |
|------------------------|---|----------------------------------|--|
| Total Tackles | 10 vs. Miami Dolphins, Dec 08, 2013 9 vs. Seattle Seahawks, Oct 17, 2021 ...1 more at 9. | Fumble Recoveries | 1 at Cincinnati Bengals, Sep 11, 2022 1 at Buffalo Bills, Sep 12, 2021 ...5 more at 1. |
| Solo Tackles | 7 vs. Kansas City Chiefs, Oct 02, 2016 7 vs. Baltimore Ravens, Oct 01, 2015 ...1 more at 7. | Tackles For Loss | 3 vs. Las Vegas Raiders, Dec 24, 2022 3 vs. Kansas City Chiefs, Oct 02, 2016 |
| Sacks | 3.0 vs. Kansas City Chiefs, Oct 02, 2016 2.5 vs. Cincinnati Bengals, Sep 30, 2019 | Interceptions | 1 vs. Chicago Bears, Nov 08, 2021 1 at New York Giants, Sep 14, 2020 |
| Passes Defensed | 2 vs. Cleveland Browns, Jan 03, 2022 2 vs. Denver Broncos, Oct 10, 2021 ...5 more at 2. | Longest Opp Fumble Return | 8 at Cleveland Browns, Nov 24, 2013 1 vs. Cincinnati Bengals, Sep 18, 2016 |
| Forced Fumbles | 1 at Buffalo Bills, Oct 09, 2022 1 at Buffalo Bills, Sep 12, 2021 ...6 more at 1. | | |

SINGLE-GAME HIGHS - POSTSEASON: DEFENSIVE

| | | | |
|----------------------|---|-------------------------|--|
| Total Tackles | 6 at Buffalo Bills, Jan 15, 2024 4 at Kansas City Chiefs, Jan 16, 2022 4 at Denver Broncos, Jan 08, 2012 2 vs. Baltimore Ravens, Jan 03, 2015 1 vs. Cleveland Browns, Jan 10, 2021 ...2 more at 1. | Passes Defensed | 1 vs. Cleveland Browns, Jan 10, 2021 |
| Solo Tackles | 4 at Buffalo Bills, Jan 15, 2024 3 at Denver Broncos, Jan 08, 2012 2 at Kansas City Chiefs, Jan 16, 2022 2 vs. Baltimore Ravens, Jan 03, 2015 1 vs. Cleveland Browns, Jan 10, 2021 ...2 more at 1. | Forced Fumbles | 1 at Kansas City Chiefs, Jan 16, 2022 1 at Cincinnati Bengals, Jan 09, 2016 |
| Sacks | 1.0 at Cincinnati Bengals, Jan 09, 2016 | Tackles For Loss | 1 at Buffalo Bills, Jan 15, 2024 1 vs. Jacksonville Jaguars, Jan 14, 2018 |

SINGLE-GAME HIGHS: RUSHING/RECEIVING

| | | | |
|--------------------------|--|-------------------------------|---------------------------------------|
| All-Purpose Yards | 11 vs. Baltimore Ravens, Oct 20, 2013 8 at Cleveland Browns, Nov 24, 2013 | Kickoff Return Yards | 11 vs. Baltimore Ravens, Oct 20, 2013 |
| Kickoff Returns | 1 vs. Baltimore Ravens, Oct 20, 2013 | Longest Kickoff Return | 11 vs. Baltimore Ravens, Oct 20, 2013 |

2024 GAME-BY-GAME REGULAR-SEASON STATISTICS (STEELERS)

| DATE | OPPONENT | P/S | TACKLES | | | | | | | INTERCEPTIONS | | | | O. FUMB | | | ST | | | MISC | | SCORE | | | | | | | |
|--------------------|------------|------------|----------|----------|----------|------------|------------|----------|----------|---------------|----------|----------|----------|----------|----------|----------|----------|----------|----------|----------|----------|----------|----------|----------|----------|----------|----------|------------|-------|
| | | | TK | S | A | SK | YDS | TFL | YDS | QBH | NO | YDS | LG | TD | PD | FF | FR | TD | YDS | TK | S | | A | FF | FR | S | A | W/L | |
| 09/08 | at Falcons | S | 4 | 3 | 1 | 0.0 | 0.0 | 0 | 0 | 0 | 0 | 0 | 0 | 0 | 0 | 0 | 0 | 0 | 0 | 0 | 0 | 0 | 0 | 0 | 0 | 0 | 0 | W | 18-10 |
| 2024 TOTALS | | 1-1 | 4 | 3 | 1 | 0.0 | 0.0 | 0 | 0 | 0 | 0 | 0 | 0 | 0 | 0 | 0 | 0 | 0 | 0 | 0 | 0 | 0 | 0 | 0 | 0 | 0 | 0 | 1-0 | |

2023 GAME-BY-GAME REGULAR-SEASON STATISTICS (STEELERS)

| DATE | OPPONENT | P/S | TACKLES | | | | | | | INTERCEPTIONS | | | | O. FUMB | | | ST | | | MISC | | SCORE | | | | | | | |
|--------------------|-------------|--------------|-----------|-----------|----------|------------|-------------|----------|-----------|---------------|----------|----------|----------|----------|----------|----------|----------|----------|----------|----------|----------|----------|----------|----------|----------|----------|----------|-------------|-------|
| | | | TK | S | A | SK | YDS | TFL | YDS | QBH | NO | YDS | LG | TD | PD | FF | FR | TD | YDS | TK | S | | A | FF | FR | S | A | W/L | |
| 09/10 | 49ers | S | 0 | 0 | 0 | 0.0 | 0.0 | 0 | 0 | 0 | 0 | 0 | 0 | 0 | 0 | 0 | 0 | 0 | 0 | 0 | 0 | 0 | 0 | 0 | 0 | 0 | 0 | L | 7-30 |
| 09/18 | Browns | | | | | | | | | | | | | | | | | | | | | | | | | | | W | 26-22 |
| 09/24 | at Raiders | | | | | | | | | | | | | | | | | | | | | | | | | | | W | 23-18 |
| 10/01 | at Texans | | | | | | | | | | | | | | | | | | | | | | | | | | | L | 6-30 |
| 10/08 | Ravens | | | | | | | | | | | | | | | | | | | | | | | | | | | W | 17-10 |
| 10/22 | at Rams | | | | | | | | | | | | | | | | | | | | | | | | | | | W | 24-17 |
| 10/29 | Jaguars | | | | | | | | | | | | | | | | | | | | | | | | | | | L | 10-20 |
| 11/02 | Titans | S | 6 | 4 | 2 | 0.0 | 0.0 | 1 | 8 | 0 | 0 | 0 | 0 | 0 | 0 | 0 | 0 | 0 | 0 | 0 | 0 | 0 | 0 | 0 | 0 | 0 | 0 | W | 20-16 |
| 11/12 | Packers | S | 3 | 2 | 1 | 0.0 | 0.0 | 1 | 0 | 0 | 0 | 0 | 0 | 0 | 0 | 0 | 0 | 0 | 0 | 0 | 0 | 0 | 0 | 0 | 0 | 0 | 0 | W | 23-19 |
| 11/19 | at Browns | S | 5 | 5 | 0 | 0.0 | 0.0 | 1 | 0 | 0 | 0 | 0 | 0 | 0 | 0 | 0 | 0 | 0 | 0 | 0 | 0 | 0 | 0 | 0 | 0 | 0 | 0 | L | 10-13 |
| 11/26 | at Bengals | S | 4 | 3 | 1 | 1.0 | 6.0 | 1 | 6 | 1 | 0 | 0 | 0 | 0 | 0 | 0 | 0 | 0 | 0 | 0 | 0 | 0 | 0 | 0 | 0 | 0 | 0 | W | 16-10 |
| 12/03 | Cardinals | S | 1 | 1 | 0 | 0.0 | 0.0 | 0 | 0 | 0 | 0 | 0 | 0 | 0 | 0 | 0 | 0 | 0 | 0 | 0 | 0 | 0 | 0 | 0 | 0 | 0 | 0 | L | 10-24 |
| 12/07 | Patriots | S | 6 | 5 | 1 | 1.0 | 8.0 | 1 | 8 | 1 | 0 | 0 | 0 | 0 | 0 | 0 | 0 | 0 | 0 | 0 | 0 | 0 | 0 | 0 | 0 | 0 | 0 | L | 18-21 |
| 12/16 | at Colts | S | 5 | 3 | 2 | 0.0 | 0.0 | 1 | 0 | 0 | 0 | 0 | 0 | 0 | 0 | 0 | 0 | 0 | 0 | 0 | 0 | 0 | 0 | 0 | 0 | 0 | 0 | L | 13-30 |
| 12/23 | Bengals | S | 0 | 0 | 0 | 0.0 | 0.0 | 0 | 0 | 0 | 0 | 0 | 0 | 0 | 0 | 0 | 0 | 0 | 0 | 0 | 0 | 0 | 0 | 0 | 0 | 0 | 0 | W | 34-11 |
| 12/31 | at Seahawks | S | 1 | 0 | 1 | 0.0 | 0.0 | 0 | 0 | 0 | 0 | 0 | 0 | 0 | 1 | 0 | 0 | 0 | 0 | 0 | 0 | 0 | 0 | 0 | 0 | 0 | 0 | W | 30-23 |
| 01/06 | at Ravens | S | 2 | 2 | 0 | 0.0 | 0.0 | 0 | 0 | 0 | 0 | 0 | 0 | 0 | 0 | 0 | 0 | 0 | 0 | 0 | 0 | 0 | 0 | 0 | 0 | 0 | 0 | W | 17-10 |
| 2023 TOTALS | | 11-11 | 33 | 25 | 8 | 2.0 | 14.0 | 6 | 22 | 3 | 0 | 0 | 0 | 0 | 1 | 0 | 0 | 0 | 0 | 0 | 0 | 0 | 0 | 0 | 0 | 0 | 0 | 10-7 | |

2022 GAME-BY-GAME REGULAR-SEASON STATISTICS (STEELERS)

| DATE | OPPONENT | P/S | TACKLES | | | | | | | INTERCEPTIONS | | | | O. FUMB | | | ST | | | | MISC | | W/L | SCORE | | | | |
|--------------------|-------------|-----|--------------|-----------|-----------|-----------|-------------|-------------|-----------|---------------|-----------|----------|----------|----------|----------|----------|----------|----------|----------|----------|----------|----------|----------|----------|----------|----------|------------|--------|
| | | | TK | S | A | SK | YDS | TFL | YDS | QBH | NO | YDS | LG | TD | PD | FF | FR | TD | YDS | TK | S | A | | | FF | FR | S | A |
| 09/11 | at Bengals | S | 2 | 2 | 0 | 1.0 | 5.0 | 1 | 5 | 3 | 0 | 0 | 0 | 0 | 0 | 1 | 1 | 0 | 0 | 0 | 0 | 0 | 0 | 0 | 0 | 0 | W | 23-20+ |
| 09/18 | Patriots | S | 5 | 3 | 2 | 0.0 | 0.0 | 0 | 0 | 0 | 0 | 0 | 0 | 0 | 1 | 0 | 0 | 0 | 0 | 0 | 0 | 0 | 0 | 0 | 0 | 0 | L | 14-17 |
| 09/22 | at Browns | S | 7 | 4 | 3 | 0.0 | 0.0 | 1 | 2 | 0 | 0 | 0 | 0 | 0 | 0 | 0 | 0 | 0 | 0 | 0 | 0 | 0 | 0 | 0 | 0 | 0 | L | 17-29 |
| 10/02 | Jets | S | 2 | 0 | 2 | 0.0 | 0.0 | 0 | 0 | 0 | 0 | 0 | 0 | 0 | 0 | 0 | 0 | 0 | 0 | 0 | 0 | 0 | 0 | 0 | 0 | 0 | L | 20-24 |
| 10/09 | at Bills | S | 5 | 1 | 4 | 0.0 | 0.0 | 0 | 0 | 0 | 0 | 0 | 0 | 0 | 1 | 0 | 0 | 0 | 0 | 0 | 0 | 0 | 0 | 0 | 0 | 0 | L | 3-38 |
| 10/16 | Buccaneers | S | 3 | 2 | 1 | 1.0 | 5.0 | 1 | 5 | 2 | 0 | 0 | 0 | 0 | 0 | 0 | 0 | 0 | 0 | 0 | 0 | 0 | 0 | 0 | 0 | 0 | W | 20-18 |
| 10/23 | at Dolphins | S | 5 | 4 | 1 | 0.0 | 0.0 | 1 | 1 | 0 | 0 | 0 | 0 | 0 | 0 | 0 | 0 | 0 | 0 | 0 | 0 | 0 | 0 | 0 | 0 | 0 | L | 10-16 |
| 10/30 | at Eagles | S | 2 | 2 | 0 | 1.0 | 5.0 | 1 | 5 | 2 | 0 | 0 | 0 | 0 | 0 | 0 | 0 | 0 | 0 | 0 | 0 | 0 | 0 | 0 | 0 | 0 | L | 13-35 |
| 11/13 | Saints | S | 3 | 2 | 1 | 0.0 | 0.0 | 0 | 0 | 0 | 0 | 0 | 0 | 0 | 0 | 0 | 0 | 0 | 0 | 0 | 0 | 0 | 0 | 0 | 0 | 0 | W | 20-10 |
| 11/20 | Bengals | S | 7 | 4 | 3 | 1.0 | 3.0 | 2 | 5 | 2 | 0 | 0 | 0 | 0 | 0 | 0 | 0 | 0 | 0 | 0 | 0 | 0 | 0 | 0 | 0 | 0 | L | 30-37 |
| 11/28 | at Colts | S | 1 | 0 | 1 | 0.0 | 0.0 | 0 | 0 | 3 | 0 | 0 | 0 | 0 | 0 | 0 | 0 | 0 | 0 | 0 | 0 | 0 | 0 | 0 | 0 | 0 | W | 24-17 |
| 12/04 | at Falcons | S | 4 | 2 | 2 | 1.0 | 7.0 | 1 | 7 | 2 | 0 | 0 | 0 | 0 | 1 | 0 | 0 | 0 | 0 | 0 | 0 | 0 | 0 | 0 | 0 | 0 | W | 19-16 |
| 12/11 | Ravens | S | 6 | 3 | 3 | 0.0 | 0.0 | 0 | 0 | 1 | 0 | 0 | 0 | 0 | 0 | 0 | 0 | 0 | 0 | 0 | 0 | 0 | 0 | 0 | 0 | 0 | L | 14-16 |
| 12/18 | at Panthers | S | 3 | 2 | 1 | 1.5 | 15.0 | 1 | 0 | 2 | 0 | 0 | 0 | 0 | 0 | 0 | 0 | 0 | 0 | 0 | 0 | 0 | 0 | 0 | 0 | 0 | W | 24-16 |
| 12/24 | Raiders | S | 7 | 4 | 3 | 2.0 | 18.0 | 3 | 18 | 2 | 0 | 0 | 0 | 1 | 0 | 0 | 0 | 0 | 0 | 0 | 0 | 0 | 0 | 0 | 0 | 0 | W | 13-10 |
| 01/01 | at Ravens | S | 4 | 1 | 3 | 0.0 | 0.0 | 0 | 0 | 0 | 0 | 0 | 0 | 0 | 0 | 0 | 0 | 0 | 0 | 0 | 0 | 0 | 0 | 0 | 0 | 0 | W | 16-13 |
| 01/08 | Browns | S | 8 | 3 | 5 | 2.0 | 14.5 | 2 | 10 | 4 | 0 | 0 | 0 | 0 | 1 | 0 | 0 | 0 | 0 | 0 | 0 | 0 | 0 | 0 | 0 | 0 | W | 28-14 |
| 2022 TOTALS | | | 17-17 | 74 | 39 | 35 | 10.5 | 72.5 | 14 | 58 | 23 | 0 | 0 | 0 | 0 | 4 | 1 | 1 | 0 | 0 | 0 | 0 | 0 | 0 | 0 | 0 | 9-8 | |

+ - Overtime

2021 GAME-BY-GAME REGULAR-SEASON STATISTICS (STEELERS)

| DATE | OPPONENT | P/S | TACKLES | | | | | | | INTERCEPTIONS | | | | O. FUMB | | | ST | | | | MISC | | W/L | SCORE | | | | |
|--------------------|-------------|-----|--------------|-----------|-----------|-----------|-------------|-------------|-----------|---------------|-----------|----------|----------|----------|----------|----------|----------|----------|----------|----------|----------|----------|----------|----------|----------|----------|--------------|--------|
| | | | TK | S | A | SK | YDS | TFL | YDS | QBH | NO | YDS | LG | TD | PD | FF | FR | TD | YDS | TK | S | A | | | FF | FR | S | A |
| 09/12 | at Bills | S | 4 | 2 | 2 | 1.0 | 6.0 | 1 | 6 | 1 | 0 | 0 | 0 | 0 | 2 | 1 | 1 | 0 | 0 | 0 | 0 | 0 | 0 | 0 | 0 | 0 | W | 23-16 |
| 09/19 | Raiders | S | 7 | 4 | 3 | 0.0 | 0.0 | 1 | 0 | 0 | 0 | 0 | 0 | 0 | 1 | 0 | 0 | 0 | 0 | 0 | 0 | 0 | 0 | 0 | 0 | 0 | L | 17-26 |
| 09/26 | Bengals | S | 5 | 1 | 4 | 0.0 | 0.0 | 0 | 1 | 0 | 0 | 0 | 0 | 0 | 0 | 0 | 0 | 0 | 0 | 0 | 0 | 0 | 0 | 0 | 0 | 0 | L | 10-24 |
| 10/03 | at Packers | S | 8 | 5 | 3 | 0.0 | 0.0 | 1 | 1 | 1 | 0 | 0 | 0 | 0 | 0 | 0 | 0 | 0 | 0 | 0 | 0 | 0 | 0 | 0 | 0 | 0 | L | 17-27 |
| 10/10 | Broncos | S | 3 | 2 | 1 | 0.0 | 0.0 | 0 | 0 | 0 | 0 | 0 | 0 | 0 | 2 | 0 | 0 | 0 | 0 | 0 | 0 | 0 | 0 | 0 | 0 | 0 | W | 27-19 |
| 10/17 | Seahawks | S | 9 | 6 | 3 | 1.0 | 8.0 | 2 | 12 | 1 | 0 | 0 | 0 | 0 | 0 | 0 | 0 | 0 | 0 | 0 | 0 | 0 | 0 | 0 | 0 | 0 | W | 23-20+ |
| 10/31 | at Browns | S | 4 | 3 | 1 | 0.5 | 2.5 | 0 | 0 | 2 | 0 | 0 | 0 | 0 | 0 | 0 | 0 | 0 | 0 | 0 | 0 | 0 | 0 | 0 | 0 | 0 | W | 15-10 |
| 11/08 | Bears | S | 2 | 2 | 0 | 0.0 | 0.0 | 0 | 0 | 3 | 1 | 0 | 0 | 0 | 1 | 0 | 0 | 0 | 0 | 0 | 0 | 0 | 0 | 0 | 0 | 0 | W | 29-27 |
| 11/14 | Lions | S | 5 | 3 | 2 | 2.0 | 18.0 | 2 | 18 | 2 | 0 | 0 | 0 | 0 | 0 | 0 | 0 | 0 | 0 | 0 | 0 | 0 | 0 | 0 | 0 | 0 | T | 16-16 |
| 11/21 | at Chargers | S | 2 | 2 | 0 | 0.0 | 0.0 | 0 | 0 | 0 | 0 | 0 | 0 | 0 | 1 | 0 | 0 | 0 | 0 | 0 | 0 | 0 | 0 | 0 | 0 | 0 | L | 37-41 |
| 11/28 | at Bengals | S | 8 | 3 | 5 | 1.0 | 6.0 | 1 | 6 | 1 | 0 | 0 | 0 | 0 | 0 | 0 | 0 | 0 | 0 | 0 | 0 | 0 | 0 | 0 | 0 | 0 | L | 10-41 |
| 12/05 | Ravens | S | 4 | 3 | 1 | 1.0 | 3.0 | 2 | 5 | 1 | 0 | 0 | 0 | 0 | 0 | 0 | 0 | 0 | 0 | 0 | 0 | 0 | 0 | 0 | 0 | 0 | W | 20-19 |
| 12/09 | at Vikings | S | 6 | 3 | 3 | 0.0 | 0.0 | 1 | 2 | 0 | 0 | 0 | 0 | 0 | 0 | 0 | 0 | 0 | 0 | 0 | 0 | 0 | 0 | 0 | 0 | 0 | L | 28-36 |
| 12/19 | Titans | S | 6 | 2 | 4 | 0.5 | 5.0 | 0 | 0 | 1 | 0 | 0 | 0 | 0 | 0 | 0 | 0 | 0 | 0 | 0 | 0 | 0 | 0 | 0 | 0 | 0 | W | 19-13 |
| 12/26 | at Chiefs | S | 6 | 3 | 3 | 1.0 | 4.0 | 1 | 4 | 1 | 0 | 0 | 0 | 0 | 0 | 0 | 0 | 0 | 0 | 0 | 0 | 0 | 0 | 0 | 0 | 0 | L | 10-36 |
| 01/03 | Browns | S | 4 | 4 | 0 | 1.0 | 1.0 | 1 | 1 | 2 | 0 | 0 | 0 | 0 | 2 | 0 | 0 | 0 | 0 | 0 | 0 | 0 | 0 | 0 | 0 | 0 | W | 26-14 |
| 01/09 | at Ravens | S | 6 | 5 | 1 | 1.0 | 2.0 | 2 | 3 | 1 | 0 | 0 | 0 | 0 | 0 | 0 | 0 | 0 | 0 | 0 | 0 | 0 | 0 | 0 | 0 | 0 | W | 16-13+ |
| 2021 TOTALS | | | 17-17 | 89 | 53 | 36 | 10.0 | 55.5 | 15 | 58 | 17 | 1 | 0 | 0 | 0 | 9 | 1 | 1 | 0 | 0 | 0 | 0 | 0 | 0 | 0 | 0 | 9-7-1 | |

+ - Overtime

2019 GAME-BY-GAME REGULAR-SEASON STATISTICS (STEELERS)

| DATE | OPPONENT | P/S | TACKLES | | | | | | | INTERCEPTIONS | | | | O. FUMB | | | ST | | | | MISC | | W/L | SCORE | | | | |
|--------------------|--------------|-----|--------------|-----------|-----------|-----------|------------|-------------|-----------|---------------|-----------|----------|----------|----------|----------|----------|----------|----------|----------|----------|----------|----------|----------|----------|----------|----------|------------|--------|
| | | | TK | S | A | SK | YDS | TFL | YDS | QBH | NO | YDS | LG | TD | PD | FF | FR | TD | YDS | TK | S | A | | | FF | FR | S | A |
| 09/08 | at Patriots | S | 7 | 3 | 4 | 0.0 | 0.0 | 0 | 0 | 0 | 0 | 0 | 0 | 0 | 0 | 0 | 0 | 0 | 0 | 0 | 0 | 0 | 0 | 0 | 0 | 0 | L | 3-33 |
| 09/15 | Seahawks | S | 3 | 3 | 0 | 0.0 | 0.0 | 1 | 0 | 0 | 0 | 0 | 0 | 0 | 1 | 0 | 0 | 0 | 0 | 0 | 0 | 0 | 0 | 0 | 0 | 0 | L | 26-28 |
| 09/22 | at 49ers | S | 5 | 4 | 1 | 0.0 | 0.0 | 1 | 1 | 0 | 0 | 0 | 0 | 0 | 0 | 0 | 0 | 0 | 0 | 0 | 0 | 0 | 0 | 0 | 0 | 0 | L | 20-24 |
| 09/30 | Bengals | S | 6 | 4 | 2 | 2.5 | 23.0 | 1 | 11 | 3 | 0 | 0 | 0 | 0 | 1 | 0 | 0 | 0 | 0 | 0 | 0 | 0 | 0 | 0 | 0 | 0 | W | 27-3 |
| 10/06 | Ravens | S | 4 | 4 | 0 | 1.0 | 3.0 | 1 | 3 | 2 | 0 | 0 | 0 | 0 | 0 | 0 | 0 | 0 | 0 | 0 | 0 | 0 | 0 | 0 | 0 | 0 | L | 23-26+ |
| 10/13 | at Chargers | S | 3 | 2 | 1 | 0.0 | 0.0 | 0 | 0 | 0 | 0 | 0 | 0 | 0 | 0 | 0 | 0 | 0 | 0 | 0 | 0 | 0 | 0 | 0 | 0 | 0 | W | 24-17 |
| 10/28 | Dolphins | S | 6 | 3 | 3 | 1.0 | 4.0 | 1 | 4 | 2 | 0 | 0 | 0 | 0 | 1 | 0 | 0 | 0 | 0 | 0 | 0 | 0 | 0 | 0 | 0 | 0 | W | 27-14 |
| 11/03 | Colts | S | 6 | 4 | 2 | 0.0 | 0.0 | 0 | 0 | 1 | 0 | 0 | 0 | 0 | 0 | 0 | 0 | 0 | 0 | 0 | 0 | 0 | 0 | 0 | 0 | 0 | W | 26-24 |
| 11/10 | Rams | S | 3 | 2 | 1 | 1.0 | 10.0 | 1 | 10 | 3 | 0 | 0 | 0 | 0 | 2 | 0 | 0 | 0 | 0 | 0 | 0 | 0 | 0 | 0 | 0 | 0 | W | 17-12 |
| 11/14 | at Browns | S | 6 | 5 | 1 | 0.0 | 0.0 | 1 | 1 | 1 | 0 | 0 | 0 | 0 | 0 | 0 | 0 | 0 | 0 | 0 | 0 | 0 | 0 | 0 | 0 | 0 | L | 7-21 |
| 11/24 | at Bengals | S | 6 | 2 | 4 | 1.0 | 8.0 | 1 | 8 | 5 | 0 | 0 | 0 | 0 | 0 | 0 | 0 | 0 | 0 | 0 | 0 | 0 | 0 | 0 | 0 | 0 | W | 16-10 |
| 12/01 | Browns | S | 6 | 3 | 3 | 0.5 | 1.0 | 1 | 3 | 1 | 0 | 0 | 0 | 0 | 0 | 1 | 0 | 0 | 0 | 0 | 0 | 0 | 0 | 0 | 0 | 0 | W | 20-13 |
| 12/08 | at Cardinals | S | 3 | 2 | 1 | 1.0 | 5.0 | 1 | 5 | 1 | 0 | 0 | 0 | 0 | 0 | 0 | 0 | 0 | 0 | 0 | 0 | 0 | 0 | 0 | 0 | 0 | W | 23-17 |
| 12/15 | Bills | S | 9 | 5 | 4 | 0.0 | 0.0 | 0 | 0 | 1 | 0 | 0 | 0 | 0 | 1 | 0 | 0 | 0 | 0 | 0 | 0 | 0 | 0 | 0 | 0 | 0 | L | 10-17 |
| 12/22 | at Jets | S | 6 | 2 | 4 | 0.0 | 0.0 | 0 | 0 | 1 | 0 | 0 | 0 | 0 | 0 | 0 | 0 | 0 | 0 | 0 | 0 | 0 | 0 | 0 | 0 | 0 | L | 10-16 |
| 12/29 | at Ravens | S | 4 | 3 | 1 | 1.0 | 7.0 | 1 | 7 | 2 | 0 | 0 | 0 | 0 | 1 | 0 | 0 | 0 | 0 | 0 | 0 | 0 | 0 | 0 | 0 | 0 | L | 10-28 |
| 2019 TOTALS | | | 16-16 | 83 | 51 | 32 | 9.0 | 61.0 | 11 | 53 | 23 | 0 | 0 | 0 | 0 | 6 | 1 | 1 | 0 | 0 | 0 | 0 | 0 | 0 | 0 | 0 | 8-8 | |

+ - Overtime

2023 GAME-BY-GAME POSTSEASON STATISTICS (STEELERS)

| DATE | OPPONENT | P/S | TACKLES | | | | | | | INTERCEPTIONS | | | | | O. FUMB | | | ST | | | | MISC | | SCORE | | | | |
|--------------------|----------|------------|----------|----------|----------|------------|------------|----------|----------|---------------|----------|----------|----------|----------|----------|----------|----------|----------|----------|----------|----------|----------|----------|----------|----------|------------|---|-------|
| | | | TK | S | A | SK | YDS | TFL | YDS | QBH | NO | YDS | LG | TD | PD | FF | FR | TD | YDS | TK | S | A | FF | | FR | S | A | W/L |
| 01/15 | at Bills | S | 6 | 4 | 2 | 0.0 | 0.0 | 1 | 2 | 0 | 0 | 0 | 0 | 0 | 0 | 0 | 0 | 0 | 0 | 0 | 0 | 0 | 0 | 0 | 0 | 0 | L | 17-31 |
| 2023 TOTALS | | 1-1 | 6 | 4 | 2 | 0.0 | 0.0 | 1 | 2 | 0 | 0 | 0 | 0 | 0 | 0 | 0 | 0 | 0 | 0 | 0 | 0 | 0 | 0 | 0 | 0 | 0-1 | | |



CONNOR^{TE} HEYWARD

HEIGHT: 6-0
WEIGHT: 230
COLLEGE: Michigan State
BORN: January 22, 1999

HOW ACQUIRED: 06'22
NFL EXPERIENCE: 3rd year
BIRTHPLACE: Duluth, GA



PRO CAREER

- ✦ Has played in 34 regular-season games (seven starts) in his two-year career (Pittsburgh 2022-23)
- ✦ Has recorded 35 catches for 318 yards (9.1 avg.) and one TD
- ✦ Has rushed for 27 yards on three carries (9.0 avg.)
- ✦ Made NFL debut in Week 1 of 2022 (at Cincinnati)
- ✦ Made NFL starting debut in Week 7 of 2023 (at L.A. Rams)

2023 (STEELERS)

- ✦ Appeared in all 17 regular-season games (seven starts)
- ✦ Registered 23 receptions for 167 yards (7.3 avg.)
- ✦ Added two tackles (one solo) on special teams
- ✦ Caught a career-high five passes for 24 yards (4.8 avg.) in Week 8 vs. Jacksonville
- ✦ Hauled in three passes for 32 yards (10.7 avg.) in Week 10 vs. Green Bay

2022 (STEELERS)

- ✦ Appeared in all 17 regular-season games
- ✦ Registered 12 receptions for 151 yards and one touchdown and two rushes for 27 yards
- ✦ Added on nine tackles (three solo) on special teams
- ✦ Caught the first two passes of his career in Week 5 at Buffalo
- ✦ Hauled in a season-long 45-yard reception in the fourth quarter in Week 6 vs. Tampa Bay that set up a Chase Claypool touchdown two plays later
- ✦ Caught his first touchdown on a 17-yard pass in Week 13 at Atlanta, his hometown where his late father, Craig Heyward, used to play
- ✦ Sealed the victory with a 21-yard run with 25 seconds left in the fourth quarter in Week 16 vs. Las Vegas

TRANSACTIONS

- ✦ Signed a four-year contract with Pittsburgh on May 13, 2022
- ✦ Drafted in the sixth round (208th overall) of the 2022 NFL Draft

PERSONAL

- ✦ Versatile athlete played five different positions (quarterback, receiver, running back, safety, punter) and was a three-year starter on varsity for Coach Mark Fleetwood at Peachtree Ridge High School
- ✦ Ranked among the top players in Georgia by ESPN.com (No. 58) and 247Sports (No. 96)
- ✦ Listed one of the top all-purpose athletes in the nation by 247Sports (No. 64), Scout.com (No. 67) and ESPN.com (No. 91)
- ✦ Rated one of the top all-purpose athletes in Georgia (No. 11) and the South (No. 30) by Scout.com
- ✦ Named first-team All-Gwinnett County and was an honorable mention all-state choice
- ✦ Selected for the 2016 Gwinnett All-Star Game
- ✦ Team captain his senior year
- ✦ Recorded 47 receptions for 580 yards, including six TD catches, as a senior in 2016
- ✦ Ran for 250 yards on 57 carries and accounted for 10 rushing TDs
- ✦ On defense, started every game at safety and totaled 71 tackles, seven pass break-ups and three interceptions
- ✦ Recorded a 37.0-yard punting average
- ✦ Ended his varsity career with more than 125 receptions and 35 total TDs
- ✦ Four-year starter on the basketball team
- ✦ Son of Charlotte and the late Craig Heyward
- ✦ His late father, Craig, played college football at Pittsburgh before spending 11 years in the NFL with New Orleans (1988-1991), Chicago (1992), Atlanta (1994-95), St. Louis (1997) and Indianapolis (1998); he rushed for 4,301 career yards and was a Pro Bowl selection in 1995 with the Falcons.
- ✦ His oldest brother, Cameron, was a 2011 NFL first-round draft choice (No. 31 overall) out of Ohio State and is in his 13th season with the Steelers as a defensive end; he has earned Pro Bowl honors four straight years (2017-20) and All-Pro accolades twice (2017, 2019)
- ✦ Also has an older brother, Corey, who played basketball at Georgia Tech (2013-17)
- ✦ Graduated in May 2021 with a bachelor's degree in communication

COLLEGE

- ✦ Played in 49 career games with the Spartans from 2017-21, including 28 starts (eight in 2018, one in 2019, six in 2020, 13 in 2021; 15 at running back from 2018-20, 13 at tight end in 2021)
- ✦ Four-year letterwinner
- ✦ Accepted a Senior Bowl invitation
- ✦ Made the position switch from running back to tight end during preseason camp in 2021
- ✦ Finished his career with 2,265 all-purpose yards (825 rushing, 723 kick return, 711 receiving, 6 punt return)
- ✦ Scored 11 career TDs (six receiving, five rushing)
- ✦ Finished his career with 825 rushing yards on 211 carries with five TDs
- ✦ Recorded 96 career receptions for 711 yards and six TDs
- ✦ Returned 33 kickoffs in his career for 723 yards, ranking No. 16 on MSU career kick return yards list and tied for No. 18 on career kick return list (33)
- ✦ A finalist for the Paul Hornung Award as a sophomore in 2018

CONNOR HEYWARD'S NFL REGULAR SEASON RUSHING/RECEIVING STATISTICS

| DATE | TEAM | GP | GS | RECEIVING | | | | | RUSHING | | | | |
|-------------------|----------|-----------|----------|-----------|------------|------------|-----------|----------|----------|-----------|------------|-----------|----------|
| | | | | NO. | YDS. | AVG. | LG | TD | NO. | YDS. | AVG. | LG | TD |
| 2022 | Steelers | 17 | 0 | 12 | 151 | 12.6 | 45 | 1 | 2 | 27 | 13.5 | 21 | 0 |
| 2023 | Steelers | 17 | 7 | 23 | 167 | 7.3 | 13 | 0 | 1 | 0 | 0.0 | 0 | 0 |
| 2024 | Steelers | 1 | 0 | 0 | 0 | 0.0 | 0 | 0 | 0 | 0 | 0.0 | 0 | 0 |
| NFL TOTALS | | 35 | 7 | 35 | 318 | 9.1 | 45 | 1 | 3 | 27 | 9.0 | 21 | 0 |

CONNOR HEYWARD'S NFL POSTSEASON RUSHING/RECEIVING STATISTICS

| DATE | TEAM | GP | GS | RECEIVING | | | | | RUSHING | | | | |
|-------------------|----------|----------|----------|-----------|----------|------------|----------|----------|----------|----------|------------|----------|----------|
| | | | | NO. | YDS. | AVG. | LG | TD | NO. | YDS. | AVG. | LG | TD |
| 2023 | Steelers | 1 | 0 | 1 | 5 | 5.0 | 5 | 0 | 0 | 0 | 0.0 | 0 | 0 |
| NFL TOTALS | | 1 | 0 | 1 | 5 | 5.0 | 5 | 0 | 0 | 0 | 0.0 | 0 | 0 |

CONNOR HEYWARD'S NFL REGULAR SEASON RETURN STATISTICS

| DATE | TEAM | KICKOFF RETURNS | | | | | PUNT RETURNS | | | | | |
|-------------------|----------|-----------------|----------|------------|----------|----------|--------------|----------|----------|------------|----------|----------|
| | | RET. | YDS. | AVG. | LG | TD | NO. | FC | YDS. | AVG. | LG | TD |
| 2022 | Steelers | 0 | 0 | 0.0 | 0 | 0 | 0 | 0 | 0 | 0.0 | 0 | 0 |
| 2023 | Steelers | 0 | 0 | 0.0 | 0 | 0 | 0 | 0 | 0 | 0.0 | 0 | 0 |
| 2024 | Steelers | 0 | 0 | 0.0 | 0 | 0 | 0 | 0 | 0 | 0.0 | 0 | 0 |
| NFL TOTALS | | 0 | 0 | 0.0 | 0 | 0 | 0 | 0 | 0 | 0.0 | 0 | 0 |

CONNOR HEYWARD'S NFL POSTSEASON RETURN STATISTICS

| DATE | TEAM | KICKOFF RETURNS | | | | | PUNT RETURNS | | | | | |
|-------------------|----------|-----------------|----------|------------|----------|----------|--------------|----------|----------|------------|----------|----------|
| | | RET. | YDS. | AVG. | LG | TD | NO. | FC | YDS. | AVG. | LG | TD |
| 2023 | Steelers | 0 | 0 | 0.0 | 0 | 0 | 0 | 0 | 0 | 0.0 | 0 | 0 |
| NFL TOTALS | | 0 | 0 | 0.0 | 0 | 0 | 0 | 0 | 0 | 0.0 | 0 | 0 |

SINGLE-GAME HIGHS: RUSHING/RECEIVING

| | | | |
|-------------------|--|-----------------------|--|
| Rush Attempts | 1 at Las Vegas Raiders, Sep 24, 2023 1 vs. Cleveland Browns, Jan 08, 2023 ...1 more at 1. | Longest Receptions | 45 vs. Tampa Bay Buccaneers, Oct 16, 2022 27 vs. Cleveland Browns, Jan 08, 2023 |
| Rushing Yards | 21 vs. Las Vegas Raiders, Dec 24, 2022 6 vs. Cleveland Browns, Jan 08, 2023 | Receiving TDs | 1 at Atlanta Falcons, Dec 04, 2022 |
| Longest Runs | 21 vs. Las Vegas Raiders, Dec 24, 2022 6 vs. Cleveland Browns, Jan 08, 2023 | All-Purpose Yards | 51 vs. Cleveland Browns, Jan 08, 2023 49 vs. Tampa Bay Buccaneers, Oct 16, 2022 |
| Receptions | 5 vs. Jacksonville Jaguars, Oct 29, 2023 3 vs. Green Bay Packers, Nov 12, 2023 ...2 more at 3. | Special Teams Tackles | 2 at Philadelphia Eagles, Oct 30, 2022 1 at Indianapolis Colts, Dec 16, 2023 ...8 more at 1. |
| Receiving Yards | 49 vs. Tampa Bay Buccaneers, Oct 16, 2022 45 vs. Cleveland Browns, Jan 08, 2023 | Most TDs | 1 at Atlanta Falcons, Dec 04, 2022 |
| Receiving Average | 15.0 vs. Cleveland Browns, Jan 08, 2023 10.7 vs. Green Bay Packers, Nov 12, 2023 | Miscellaneous Tackles | 1 at Cincinnati Bengals, Nov 26, 2023 |

SINGLE-GAME HIGHS - POSTSEASON: RECEIVING

| | | | |
|-----------------|----------------------------------|--------------------|----------------------------------|
| Receptions | 1 at Buffalo Bills, Jan 15, 2024 | Longest Receptions | 5 at Buffalo Bills, Jan 15, 2024 |
| Receiving Yards | 5 at Buffalo Bills, Jan 15, 2024 | All-Purpose Yards | 5 at Buffalo Bills, Jan 15, 2024 |

2024 GAME-BY-GAME REGULAR-SEASON STATISTICS (STEELERS)

| DATE | OPPONENT | P/S | RECEIVING | | | | | RUSHING | | | | | W/L | SCORE |
|--------------------|------------|------------|-----------|----------|------------|----------|----------|----------|------------|----------|----------|----------|------------|-------|
| | | | NO. | YDS. | AVG. | LG | TD | NO. | YDS. | AVG. | LG | TD | | |
| 09/08 | at Falcons | P | 0 | 0 | 0.0 | 0 | 0 | 0 | 0.0 | 0 | 0 | 0 | W | 18-10 |
| 2024 TOTALS | | 1-0 | 0 | 0 | 0.0 | 0 | 0 | 0 | 0.0 | 0 | 0 | 0 | 1-0 | |

2023 GAME-BY-GAME REGULAR-SEASON STATISTICS (STEELERS)

| DATE | OPPONENT | P/S | RECEIVING | | | | | RUSHING | | | | | W/L | SCORE |
|--------------------|-------------|------|-----------|------------|------------|-----------|----------|----------|----------|------------|----------|----------|-------------|-------|
| | | | NO. | YDS. | AVG. | LG | TD | NO. | YDS. | AVG. | LG | TD | | |
| 09/10 | 49ers | P | 2 | 19 | 9.5 | 11 | 0 | 0 | 0 | 0.0 | 0 | 0 | L | 7-30 |
| 09/18 | Browns | P | 0 | 0 | 0.0 | 0 | 0 | 0 | 0 | 0.0 | 0 | 0 | W | 26-22 |
| 09/24 | at Raiders | P | 0 | 0 | 0.0 | 0 | 0 | 1 | 0 | 0.0 | 0 | 0 | W | 23-18 |
| 10/01 | at Texans | P | 0 | 0 | 0.0 | 0 | 0 | 0 | 0 | 0.0 | 0 | 0 | L | 6-30 |
| 10/08 | Ravens | P | 3 | 23 | 7.7 | 12 | 0 | 0 | 0 | 0.0 | 0 | 0 | W | 17-10 |
| 10/22 | at Rams | S | 2 | 23 | 11.5 | 12 | 0 | 0 | 0 | 0.0 | 0 | 0 | W | 24-17 |
| 10/29 | Jaguars | S | 5 | 24 | 4.8 | 9 | 0 | 0 | 0 | 0.0 | 0 | 0 | L | 10-20 |
| 11/02 | Titans | S | 2 | 16 | 8.0 | 11 | 0 | 0 | 0 | 0.0 | 0 | 0 | W | 20-16 |
| 11/12 | Packers | P | 3 | 32 | 10.7 | 13 | 0 | 0 | 0 | 0.0 | 0 | 0 | W | 23-19 |
| 11/19 | at Browns | P | 0 | 0 | 0.0 | 0 | 0 | 0 | 0 | 0.0 | 0 | 0 | L | 10-13 |
| 11/26 | at Bengals | P | 2 | 11 | 5.5 | 10 | 0 | 0 | 0 | 0.0 | 0 | 0 | W | 16-10 |
| 12/03 | Cardinals | P | 0 | 0 | 0.0 | 0 | 0 | 0 | 0 | 0.0 | 0 | 0 | L | 10-24 |
| 12/07 | Patriots | P | 2 | 15 | 7.5 | 10 | 0 | 0 | 0 | 0.0 | 0 | 0 | L | 18-21 |
| 12/16 | at Colts | S | 0 | 0 | 0.0 | 0 | 0 | 0 | 0 | 0.0 | 0 | 0 | L | 13-30 |
| 12/23 | Bengals | S | 0 | 0 | 0.0 | 0 | 0 | 0 | 0 | 0.0 | 0 | 0 | W | 34-11 |
| 12/31 | at Seahawks | S | 0 | 0 | 0.0 | 0 | 0 | 0 | 0 | 0.0 | 0 | 0 | W | 30-23 |
| 01/06 | at Ravens | S | 2 | 4 | 2.0 | 2 | 0 | 0 | 0 | 0.0 | 0 | 0 | W | 17-10 |
| 2023 TOTALS | | 17-7 | 23 | 167 | 7.3 | 13 | 0 | 1 | 0 | 0.0 | 0 | 0 | 10-7 | |

2022 GAME-BY-GAME REGULAR-SEASON STATISTICS (STEELERS)

| DATE | OPPONENT | P/S | RECEIVING | | | | | RUSHING | | | | | W/L | SCORE |
|--------------------|-------------|------|-----------|------------|-------------|-----------|----------|----------|-----------|-------------|-----------|----------|------------|--------|
| | | | NO. | YDS. | AVG. | LG | TD | NO. | YDS. | AVG. | LG | TD | | |
| 09/11 | at Bengals | P | 0 | 0 | 0.0 | 0 | 0 | 0 | 0 | 0.0 | 0 | 0 | W | 23-20+ |
| 09/18 | Patriots | P | 0 | 0 | 0.0 | 0 | 0 | 0 | 0 | 0.0 | 0 | 0 | L | 14-17 |
| 09/22 | at Browns | P | 0 | 0 | 0.0 | 0 | 0 | 0 | 0 | 0.0 | 0 | 0 | L | 17-29 |
| 10/02 | Jets | P | 0 | 0 | 0.0 | 0 | 0 | 0 | 0 | 0.0 | 0 | 0 | L | 20-24 |
| 10/09 | at Bills | P | 2 | 12 | 6.0 | 7 | 0 | 0 | 0 | 0.0 | 0 | 0 | L | 3-38 |
| 10/16 | Buccaneers | P | 2 | 49 | 24.5 | 45 | 0 | 0 | 0 | 0.0 | 0 | 0 | W | 20-18 |
| 10/23 | at Dolphins | P | 1 | 6 | 6.0 | 6 | 0 | 0 | 0 | 0.0 | 0 | 0 | L | 10-16 |
| 10/30 | at Eagles | P | 0 | 0 | 0.0 | 0 | 0 | 0 | 0 | 0.0 | 0 | 0 | L | 13-35 |
| 11/13 | Saints | P | 2 | 9 | 4.5 | 8 | 0 | 0 | 0 | 0.0 | 0 | 0 | W | 20-10 |
| 11/20 | Bengals | P | 0 | 0 | 0.0 | 0 | 0 | 0 | 0 | 0.0 | 0 | 0 | L | 30-37 |
| 11/28 | at Colts | P | 0 | 0 | 0.0 | 0 | 0 | 0 | 0 | 0.0 | 0 | 0 | W | 24-17 |
| 12/04 | at Falcons | P | 1 | 17 | 17.0 | 17t | 1 | 0 | 0 | 0.0 | 0 | 0 | W | 19-16 |
| 12/11 | Ravens | P | 1 | 13 | 13.0 | 13 | 0 | 0 | 0 | 0.0 | 0 | 0 | L | 14-16 |
| 12/18 | at Panthers | P | 0 | 0 | 0.0 | 0 | 0 | 0 | 0 | 0.0 | 0 | 0 | W | 24-16 |
| 12/24 | Raiders | P | 0 | 0 | 0.0 | 0 | 0 | 1 | 21 | 21.0 | 21 | 0 | W | 13-10 |
| 01/01 | at Ravens | P | 0 | 0 | 0.0 | 0 | 0 | 0 | 0 | 0.0 | 0 | 0 | W | 16-13 |
| 01/08 | Browns | P | 3 | 45 | 15.0 | 27 | 0 | 1 | 6 | 6.0 | 6 | 0 | W | 28-14 |
| 2022 TOTALS | | 17-0 | 12 | 151 | 12.6 | 45 | 1 | 2 | 27 | 13.5 | 21 | 0 | 9-8 | |

+ - Overtime

2023 GAME-BY-GAME POSTSEASON STATISTICS (STEELERS)

| DATE | OPPONENT | P/S | RECEIVING | | | | | RUSHING | | | | | W/L | SCORE |
|--------------------|----------|-----|-----------|----------|------------|----------|----------|----------|----------|------------|----------|----------|------------|-------|
| | | | NO. | YDS. | AVG. | LG | TD | NO. | YDS. | AVG. | LG | TD | | |
| 01/15 | at Bills | P | 1 | 5 | 5.0 | 5 | 0 | 0 | 0 | 0.0 | 0 | 0 | L | 17-31 |
| 2023 TOTALS | | 1-0 | 1 | 5 | 5.0 | 5 | 0 | 0 | 0 | 0.0 | 0 | 0 | 0-1 | |



ALEX^{LB}
HIGHSMITH

HEIGHT: 6-4
WEIGHT: 242
COLLEGE: Charlotte
BORN: August 7, 1997

HOW ACQUIRED: 03 '20
NFL EXPERIENCE: 5th year
BIRTHPLACE: Wilmington, NC



PRO CAREER

- ✦ Has played in 66 games (55 starts) in his four-year NFL career (Pittsburgh 2020-23)
- ✦ Has registered 236 tackles (144 solo), 40 tackles for loss, 29.5 sacks, 59 quarterback hits, three interceptions, five passes defended, eight forced fumbles and one interception return for TD
- ✦ Has recorded six tackles (four solo) on special teams
- ✦ His interception return for TD in Week 2 of 2023 vs. Cleveland came nine seconds into the game, which was the fastest TD to open a game for the Steelers since the 1970 AFL-NFL merger
- ✦ First Steelers player to record an interception on the first play from scrimmage in a game since William Gay in 2014
- ✦ In Pittsburgh's victory over Cleveland in Week 2 of 2023, Highsmith and T.J. Watt both recorded a sack and defensive TD – becoming the first pair of teammates to each post a sack and TD in the same game since 1982, when the sack became an official statistic
- ✦ Since 2020, only one team has had three players with at least 26.5 sacks, 59 quarterback hits and 40 tackles for loss (Pittsburgh's T.J. Watt, Cameron Heyward and Alex Highsmith)
- ✦ Only player in the NFL in 2023 with at least 7.0 sacks and two interceptions
- ✦ One of just three players in the League with at least 7.0 sacks and two interceptions in a season since entering the NFL in 2020
- ✦ His 21.5 sacks are the 12th-most in the NFL since the start of the 2022 season
- ✦ His seven forced fumbles are tied for the second-most in the NFL since the start of the 2022 season
- ✦ His six strip sacks are tied for the second-most in the NFL since the start of the 2022 season
- ✦ Has recorded 24.5 sacks in his last 37 games, dating back to Week 16 of the 2021 season, which is the 12th-most in the NFL over the span
- ✦ Has recorded seven strip sacks in his last 37 games, dating back to Week 16 of the 2021 season, which is the second-most in the NFL over the span
- ✦ Has registered eight forced fumbles in his last 37 games, dating back to Week 16 of the 2021 season, which is the second-most in the NFL over the span
- ✦ Has recorded seven multi-sack games in his career
- ✦ Made NFL debut in Week 1 of 2020 (at N.Y. Giants)
- ✦ Made NFL starting debut in Week 13 of 2020 (vs. Washington)

2023 (STEELERS)

- ✦ Played in all 17 regular-season games (17 starts)
- ✦ Registered 57 tackles (34 solo), 18 quarterback hits, eight tackles for loss, two forced fumbles, 7.0 sacks, three passes defended, two interceptions and one interception return for TD
- ✦ His interception return for TD in Week 2 of 2023 vs. Cleveland came nine seconds into the game, which was the fastest TD to open a game for the Steelers since the 1970 AFL-NFL merger
- ✦ First Steelers player to record an interception on the first play from scrimmage in a game since William Gay in 2014
- ✦ In Pittsburgh's victory over Cleveland in Week 2 of 2023, Highsmith and T.J. Watt both recorded a sack and defensive TD – becoming the first pair of teammates to each post a sack and TD in the same game since 1982, when the sack became an official statistic
- ✦ Only player in the NFL in 2023 with at least 7.0 sacks and two interceptions
- ✦ Recorded one tackle (one solo), one quarterback hit, one tackle for loss, one interception and 1.0 sack in Week 16 vs. Cincinnati
- ✦ Registered two games with at least 1.0 sack, one tackle for loss, one quarterback hit and one interception (Week 2 vs. Cleveland and Week 16 vs. Cincinnati)
- ✦ Recorded four tackles (two solo), 2.0 sacks, two tackles for loss and a career-high five QB hits in Week 9 vs. Tennessee
- ✦ His five QB hits were tied for the most in a game in the NFL in 2023
- ✦ His five QB hits are tied for the sixth-most in a game by a Steelers player since 2001
- ✦ One of five players to register 2.0 sacks, two tackles for loss and five QB hits in the same game
- ✦ Registered two tackles (two solo), 1.0 sack, one forced fumble and one strip sack in Week 5 vs. Baltimore
- ✦ Recorded seven tackles (five solo), 1.0 sack, one strip sack, one forced fumble, two quarterback hits, one tackle for loss, one interception and one pass defended in Week 2 vs. Cleveland
- ✦ Picked off Deshaun Watson on the Browns' first offensive play of the game and returned 30 yards for a TD, which marked the first interception return for TD since Week 1 of 2022 (Minkah Fitzpatrick at Cincinnati) and first interception return for TD by a linebacker since Week 8 of 2020 (Robert Spillane at Baltimore)
- ✦ Marked the first interception return for TD at home since Week 12 of 2020 (Joe Haden vs. Baltimore) and first interception return for TD at home by a linebacker since Week 14 of 2010 (LaMarr Woodley vs. Cincinnati)

2022 (STEELERS)

- ✦ Played in 17 regular-season games (17 starts)
- ✦ Registered 63 tackles (38 solo), 20 quarterback hits, 12 tackles for loss, five forced fumbles, 14.5 sacks and one pass defended
- ✦ Ranked first on the team in sacks and forced fumbles
- ✦ Ranked second on the team in tackles for loss and quarterback hits
- ✦ His 14.5 sacks were tied for sixth-most in the NFL, fourth-most in the AFC and fifth-most in single-season franchise history
- ✦ His five forced fumbles were tied for first in the League
- ✦ His four strip sacks were tied for second-most in the League
- ✦ Registered career highs in sacks (3.0) and quarterback hits (four) in Week 1 at Cincinnati
- ✦ Added on nine tackles (six solo), two tackles for loss and a forced fumble that was recovered by DT Cameron Heyward in Week 1 at Cincinnati
- ✦ Recorded the fifth multi-sack game of his career with 1.5 in Week 3 at Cleveland, along with eight tackles (six solo), two quarterback hits and two tackles for loss
- ✦ Strip sacked QB Tom Brady in a Week 6 victory vs. Tampa Bay
- ✦ Was named the AFC Defensive Player of the Week for his performance in Week 10 vs. New Orleans where he registered five tackles (three solo), 2.0 sacks, one tackle for loss, one quarterback hit and one forced fumble
- ✦ Notched his fourth strip sack of the season in Week 12 at Indianapolis
- ✦ Took down QB Deshaun Watson for 2.5 sacks in the season finale vs. Cleveland along with eight tackles (six solo), two tackles for loss and three quarterback hits

2021 (STEELERS)

- ✦ Played in 16 regular-season games (16 starts)
- ✦ Registered career highs in tackles (74 total, 46 solo) and tackles for loss (15)
- ✦ Added on 15 quarterback hits, 6.0 sacks and one forced fumble
- ✦ Inactive due to a groin injury in Week 3 vs Cincinnati
- ✦ Registered the first multi-sack game of his career with 1.5 takedowns of QB Geno Smith in Week 6 vs Seattle and repeated the feat in Week 11 at the Los Angeles Chargers
- ✦ Recorded the first game of his career with double-digit tackles (11) in Week 10 vs Detroit
- ✦ Left the Week 14 game at Minnesota with a hamstring injury and did not return
- ✦ Notched the first strip sack of his career on QB Patrick Mahomes in Week 16 at Kansas City
- ✦ Recorded a career-high 2.0 sacks in Week 17 vs Cleveland

2020 (STEELERS)

- ✦ Played in 16 games (five starts)
- ✦ Registered 42 tackles, 26 solo stops, five tackles for loss, 2.0 sacks, six quarterback hits, one interception and one pass defended
- ✦ Recorded six tackles (four solo) on special teams
- ✦ Reached a career high in special-teams tackles with three in Week 6 vs. Cleveland
- ✦ Recorded the first sack of his career in Week 9 at Dallas
- ✦ Entered the starting lineup in Week 13 vs. Washington
- ✦ Intercepted his first career pass in Week 8 at Baltimore

TRANSACTIONS

- ✦ Signed a four-year contract with Pittsburgh on July 19, 2023
- ✦ Signed a four-year contract with the Steelers on July 21, 2020
- ✦ Drafted by Pittsburgh in the third round (102nd overall) of the 2020 NFL Draft

PERSONAL

- ✦ Attended Eugene Ashley High School (Wilmington, North Carolina)
- ✦ Parents are Sam and Pam Highsmith
- ✦ Has a sister, Lauryn
- ✦ A/B Honor Roll throughout high school
- ✦ National Honor Society
- ✦ Also played basketball and baseball

COMMUNITY

- ✦ Foundation supports development in physical and family involvement, athletic participation, academic support, social/emotional support, and family involvement
- ✦ Has hosted youth football camps during the past three off-season
- ✦ Donated backpacks and school supplies to Clairton Elementary school last season
- ✦ Serves on the Steelers Social Justice Committee and led one of the Social Justice Film Series nights

COLLEGE

- ✦ Four-year letterwinner at Charlotte (2015-19)
- ✦ Owns school records for sacks in a game (4.5), season (14.0) and career (20.0) and tackles for loss in a game (5.0) and season (21.5)
- ✦ Ranks second in school history with 46.0 tackles for loss and fifth with 185 career tackles
- ✦ 2020 NFL Combine participant
- ✦ Named to the 2020 NFL All-Combine Team as an edge rusher
- ✦ 2020 East-West Shrine Bowl
- ✦ 2019 Third Team All-American by both AP and Pro Football Focus
- ✦ First 49er to earn All-American honors
- ✦ 2020 East-West Shrine Bowl
- ✦ 2018 and 2019 First Team All-Conference USA (coaches)
- ✦ First 49er to be named first-team All-C-USA twice
- ✦ 2019 First Team All-C-USA by PFF and Phil Steele
- ✦ Ranked fourth in the nation in sacks (14.0) and fifth in tackles for loss (21.5) in 2019
- ✦ Named to PFF's 2019 All-Draft Stock Team for those players whose draft stock rose the most this season
- ✦ Starting DE in 49ers' first-ever bowl game (2019 Bahamas Bowl)
- ✦ 2019 Team Captain
- ✦ 2019 Chuck Bednarik Award (Defensive Player of the Year) Watch List
- ✦ 2019 Burlsworth Trophy Semifinalist
- ✦ 2018 first-team all-C-USA by PFF and second team by Phil Steele
- ✦ Joined the 49ers for the 2015 season as a walk-on
- ✦ Earned scholarship during the summer of 2017
- ✦ Graduated with a degree in exercise science

REGULAR SEASON COMPARISON: DEFENSIVE - DENVER BRONCOS

| DATE | OPP | W/L | GP/GS | TACKLES | | | | SACK | YDS. | INT | TFL | PD | QBH | TD | MISC | | FR |
|---------------|-------------|------------|------------|----------|----------|----------|------------|------------|----------|----------|----------|----------|----------|----------|----------|----------|----|
| | | | | TOT | SOLO | ASST | FF | | | | | | | | FF | | |
| 9/20/20 | PIT vs. DEN | W | P | 0 | 0 | 0 | 0.0 | 0.0 | 0 | 0 | 0 | 0 | 0 | 0 | 0 | 0 | |
| 10/10/21 | PIT vs. DEN | W | S | 1 | 1 | 0 | 0.0 | 0.0 | 0 | 0 | 0 | 0 | 0 | 0 | 0 | 0 | |
| TOTALS | | 2/0 | 2/1 | 1 | 1 | 0 | 0.0 | 0.0 | 0 | 0 | 0 | 0 | 0 | 0 | 0 | 0 | |

ALEX HIGHSMITH'S NFL REGULAR SEASON DEFENSIVE STATISTICS

| DATE | TEAM | GP | GS | TACKLES | | | | | | | INTERCEPTIONS | | | | | O. FUMB | | | | ST | | | MISC | | | |
|-------------------|----------|-----------|-----------|------------|------------|-----------|-----------|------------|-------------|--------------|---------------|----------|-----------|------------|----------|----------|----------|----------|----------|----------|----------|----------|----------|----------|----------|----------|
| | | | | TK | S | A | TFL | YDS | SK | YDS | QBH | NO | YDS | LG | TD | PD | FF | FR | TD | YDS | TK | S | A | FF | FR | S |
| 2020 | Steelers | 16 | 5 | 42 | 26 | 16 | 5 | 22 | 2.0 | 16.0 | 6 | 1 | 2 | 2 | 0 | 1 | 0 | 0 | 0 | 6 | 4 | 2 | 0 | 0 | 0 | 0 |
| 2021 | Steelers | 16 | 16 | 74 | 46 | 28 | 15 | 54 | 6.0 | 35.5 | 15 | 0 | 0 | 0 | 0 | 1 | 0 | 0 | 0 | 0 | 0 | 0 | 0 | 0 | 0 | |
| 2022 | Steelers | 17 | 17 | 63 | 38 | 25 | 12 | 91 | 14.5 | 118.0 | 20 | 0 | 0 | 0 | 0 | 1 | 5 | 0 | 0 | 0 | 0 | 0 | 0 | 0 | 0 | |
| 2023 | Steelers | 17 | 17 | 57 | 34 | 23 | 8 | 33 | 7.0 | 44.5 | 18 | 2 | 30 | 30† | 1 | 3 | 2 | 0 | 0 | 0 | 0 | 0 | 0 | 0 | 0 | |
| 2024 | Steelers | 1 | 1 | 5 | 1 | 4 | 0 | 0 | 0.0 | 0.0 | 0 | 0 | 0 | 0 | 0 | 1 | 0 | 0 | 0 | 0 | 0 | 0 | 0 | 0 | 0 | |
| NFL TOTALS | | 67 | 56 | 241 | 145 | 96 | 40 | 200 | 29.5 | 214.0 | 59 | 3 | 32 | 30† | 1 | 6 | 8 | 0 | 0 | 0 | 6 | 4 | 2 | 0 | 0 | 0 |

ALEX HIGHSMITH'S NFL POSTSEASON DEFENSIVE STATISTICS

| DATE | TEAM | GP | GS | TACKLES | | | | | | | INTERCEPTIONS | | | | | O. FUMB | | | | ST | | | MISC | | | |
|-------------------|----------|----------|----------|----------|----------|----------|----------|-----------|------------|-------------|---------------|----------|----------|----------|----------|----------|----------|----------|----------|----------|----------|----------|----------|----------|----------|---|
| | | | | TK | S | A | TFL | YDS | SK | YDS | QBH | NO | YDS | LG | TD | PD | FF | FR | TD | YDS | TK | S | A | FF | FR | S |
| 2020 | Steelers | 1 | 1 | 2 | 1 | 1 | 0 | 0 | 0.0 | 0.0 | 0 | 0 | 0 | 0 | 0 | 0 | 0 | 0 | 0 | 0 | 0 | 0 | 0 | 0 | 0 | 0 |
| 2021 | Steelers | 1 | 1 | 3 | 2 | 1 | 1 | 10 | 1.0 | 10.0 | 1 | 0 | 0 | 0 | 0 | 0 | 0 | 0 | 0 | 0 | 0 | 0 | 0 | 0 | 0 | |
| 2023 | Steelers | 1 | 1 | 3 | 2 | 1 | 1 | 7 | 1.0 | 7.0 | 1 | 0 | 0 | 0 | 0 | 0 | 0 | 0 | 0 | 0 | 0 | 0 | 0 | 0 | 0 | |
| NFL TOTALS | | 3 | 3 | 8 | 5 | 3 | 2 | 17 | 2.0 | 17.0 | 2 | 0 | 0 | 0 | 0 | 0 | 0 | 0 | 0 | 0 | 0 | 0 | 0 | 0 | 0 | |

SINGLE-GAME HIGHS: DEFENSIVE

| | | | |
|-----------------|---|---------------------------|---|
| Total Tackles | 11 vs. Detroit Lions, Nov 14, 2021 9 at Cincinnati Bengals, Sep 11, 2022 ...1 more at 9. | Tackles For Loss | 3 vs. Cleveland Browns, Jan 03, 2022 2 vs. Arizona Cardinals, Dec 03, 2023 ...8 more at 2. |
| Solo Tackles | 8 vs. Detroit Lions, Nov 14, 2021 7 vs. Cleveland Browns, Jan 03, 2022 | Interceptions | 1 vs. Cincinnati Bengals, Dec 23, 2023 1 vs. Cleveland Browns, Sep 18, 2023 ...1 more at 1. |
| Sacks | 3.0 at Cincinnati Bengals, Sep 11, 2022 2.5 vs. Cleveland Browns, Jan 08, 2023 | Interception Return Yards | 2 at Baltimore Ravens, Nov 01, 2020 |
| Passes Defensed | 1 at Atlanta Falcons, Sep 08, 2024 1 vs. Cincinnati Bengals, Dec 23, 2023 ...4 more at 1. | Special Teams Tackles | 3 vs. Cleveland Browns, Oct 18, 2020 1 vs. Indianapolis Colts, Dec 27, 2020 ...2 more at 1. |
| Forced Fumbles | 1 vs. Baltimore Ravens, Oct 08, 2023 1 vs. Cleveland Browns, Sep 18, 2023 ...6 more at 1. | | |

SINGLE-GAME HIGHS - POSTSEASON: DEFENSIVE

| | | | |
|---------------|---|------------------|---|
| Total Tackles | 3 at Buffalo Bills, Jan 15, 2024 3 at Kansas City Chiefs, Jan 16, 2022 2 vs. Cleveland Browns, Jan 10, 2021 | Sacks | 1.0 at Buffalo Bills, Jan 15, 2024 1.0 at Kansas City Chiefs, Jan 16, 2022 |
| Solo Tackles | 2 at Buffalo Bills, Jan 15, 2024 2 at Kansas City Chiefs, Jan 16, 2022 1 vs. Cleveland Browns, Jan 10, 2021 | Tackles For Loss | 1 at Buffalo Bills, Jan 15, 2024 1 at Kansas City Chiefs, Jan 16, 2022 |

2024 GAME-BY-GAME REGULAR-SEASON STATISTICS (STEELERS)

| DATE | OPPONENT | P/S | TACKLES | | | | | | | INTERCEPTIONS | | | | | O. FUMB | | | | ST | | | MISC | | W/L | SCORE | | | |
|--------------------|------------|------------|----------|----------|----------|------------|------------|----------|----------|---------------|----------|----------|----------|----------|----------|----------|----------|----------|----------|----------|----------|----------|----------|----------|----------|----------|------------|-------|
| | | | TK | S | A | SK | YDS | TFL | YDS | QBH | NO | YDS | LG | TD | PD | FF | FR | TD | YDS | TK | S | A | FF | | | FR | S | A |
| 09/08 | at Falcons | S | 5 | 1 | 4 | 0.0 | 0.0 | 0 | 0 | 0 | 0 | 0 | 0 | 1 | 0 | 0 | 0 | 0 | 0 | 0 | 0 | 0 | 0 | 0 | 0 | 0 | W | 18-10 |
| 2024 TOTALS | | 1-1 | 5 | 1 | 4 | 0.0 | 0.0 | 0 | 0 | 0 | 0 | 0 | 0 | 1 | 0 | 0 | 0 | 0 | 0 | 0 | 0 | 0 | 0 | 0 | 0 | 0 | 1-0 | |

2023 GAME-BY-GAME REGULAR-SEASON STATISTICS (STEELERS)

| DATE | OPPONENT | P/S | TACKLES | | | | | | | INTERCEPTIONS | | | | | O. FUMB | | | | ST | | | MISC | | W/L | SCORE | | |
|--------------------|-------------|--------------|-----------|-----------|-----------|------------|-------------|----------|-----------|---------------|----------|-----------|------------|----------|----------|----------|----------|----------|----------|----------|----------|----------|----------|----------|----------|-------------|-------|
| | | | TK | S | A | SK | YDS | TFL | YDS | QBH | NO | YDS | LG | TD | PD | FF | FR | TD | YDS | TK | S | A | FF | | | FR | S |
| 09/10 | 49ers | S | 7 | 4 | 3 | 0.0 | 0.0 | 1 | 1 | 0 | 0 | 0 | 0 | 0 | 0 | 0 | 0 | 0 | 0 | 0 | 0 | 0 | 0 | 0 | 0 | L | 7-30 |
| 09/18 | Browns | S | 7 | 5 | 2 | 1.0 | 4.0 | 1 | 0 | 2 | 1 | 30 | 30 | 1 | 1 | 0 | 0 | 0 | 0 | 0 | 0 | 0 | 0 | 0 | 0 | W | 26-22 |
| 09/24 | at Raiders | S | 0 | 0 | 0 | 0.0 | 0.0 | 0 | 0 | 2 | 0 | 0 | 0 | 0 | 0 | 0 | 0 | 0 | 0 | 0 | 0 | 0 | 0 | 0 | 0 | W | 23-18 |
| 10/01 | at Texans | S | 3 | 0 | 3 | 0.0 | 0.0 | 0 | 0 | 3 | 0 | 0 | 0 | 0 | 0 | 0 | 0 | 0 | 0 | 0 | 0 | 0 | 0 | 0 | 0 | L | 6-30 |
| 10/08 | Ravens | S | 2 | 1 | 1 | 1.0 | 8.0 | 0 | 0 | 0 | 0 | 0 | 0 | 0 | 1 | 0 | 0 | 0 | 0 | 0 | 0 | 0 | 0 | 0 | 0 | W | 17-10 |
| 10/22 | at Rams | S | 2 | 2 | 0 | 0.0 | 0.0 | 0 | 0 | 0 | 0 | 0 | 0 | 0 | 0 | 0 | 0 | 0 | 0 | 0 | 0 | 0 | 0 | 0 | 0 | W | 24-17 |
| 10/29 | Jaguars | S | 4 | 3 | 1 | 0.5 | 3.5 | 1 | 4 | 1 | 0 | 0 | 0 | 0 | 0 | 0 | 0 | 0 | 0 | 0 | 0 | 0 | 0 | 0 | 0 | L | 10-20 |
| 11/02 | Titans | S | 4 | 2 | 2 | 2.0 | 12.0 | 2 | 12 | 5 | 0 | 0 | 0 | 0 | 0 | 0 | 0 | 0 | 0 | 0 | 0 | 0 | 0 | 0 | 0 | W | 20-16 |
| 11/12 | Packers | S | 3 | 1 | 2 | 0.0 | 0.0 | 0 | 0 | 1 | 0 | 0 | 0 | 0 | 1 | 0 | 0 | 0 | 0 | 0 | 0 | 0 | 0 | 0 | 0 | W | 23-19 |
| 11/19 | at Browns | S | 6 | 2 | 4 | 0.0 | 0.0 | 0 | 0 | 0 | 0 | 0 | 0 | 0 | 0 | 0 | 0 | 0 | 0 | 0 | 0 | 0 | 0 | 0 | 0 | L | 10-13 |
| 11/26 | at Bengals | S | 1 | 0 | 1 | 0.0 | 0.0 | 0 | 0 | 0 | 0 | 0 | 0 | 0 | 0 | 0 | 0 | 0 | 0 | 0 | 0 | 0 | 0 | 0 | 0 | W | 16-10 |
| 12/03 | Cardinals | S | 8 | 5 | 3 | 1.5 | 10.0 | 2 | 9 | 2 | 0 | 0 | 0 | 0 | 0 | 0 | 0 | 0 | 0 | 0 | 0 | 0 | 0 | 0 | 0 | L | 10-24 |
| 12/07 | Patriots | S | 2 | 2 | 0 | 0.0 | 0.0 | 0 | 0 | 0 | 0 | 0 | 0 | 0 | 0 | 0 | 0 | 0 | 0 | 0 | 0 | 0 | 0 | 0 | 0 | L | 18-21 |
| 12/16 | at Colts | S | 4 | 4 | 0 | 0.0 | 0.0 | 0 | 0 | 0 | 0 | 0 | 0 | 0 | 0 | 0 | 0 | 0 | 0 | 0 | 0 | 0 | 0 | 0 | 0 | L | 13-30 |
| 12/23 | Bengals | S | 1 | 1 | 0 | 1.0 | 7.0 | 1 | 7 | 1 | 1 | 0 | 0 | 0 | 1 | 0 | 0 | 0 | 0 | 0 | 0 | 0 | 0 | 0 | 0 | W | 34-11 |
| 12/31 | at Seahawks | S | 0 | 0 | 0 | 0.0 | 0.0 | 0 | 0 | 1 | 0 | 0 | 0 | 0 | 0 | 0 | 0 | 0 | 0 | 0 | 0 | 0 | 0 | 0 | 0 | W | 30-23 |
| 01/06 | at Ravens | S | 3 | 2 | 1 | 0.0 | 0.0 | 0 | 0 | 0 | 0 | 0 | 0 | 0 | 0 | 0 | 0 | 0 | 0 | 0 | 0 | 0 | 0 | 0 | 0 | W | 17-10 |
| 2023 TOTALS | | 17-17 | 57 | 34 | 23 | 7.0 | 44.5 | 8 | 33 | 18 | 2 | 30 | 30† | 1 | 3 | 2 | 0 | 0 | 0 | 0 | 0 | 0 | 0 | 0 | 0 | 10-7 | |

2022 GAME-BY-GAME REGULAR-SEASON STATISTICS (STEELERS)

| DATE | OPPONENT | P/S | TACKLES | | | | | | | INTERCEPTIONS | | | | O. FUMB | | | ST | | | | MISC | | W/L | SCORE | | | | |
|-------------|-------------|-------|---------|----|----|------|-------|-----|-----|---------------|----|-----|----|---------|----|----|----|----|-----|----|------|---|-----|-------|----|----|-----|--------|
| | | | TK | S | A | SK | YDS | TFL | YDS | QBH | NO | YDS | LG | TD | PD | FF | FR | TD | YDS | TK | S | A | | | FF | FR | S | A |
| 09/11 | at Bengals | S | 9 | 6 | 3 | 3.0 | 23.0 | 2 | 14 | 4 | 0 | 0 | 0 | 0 | 0 | 1 | 0 | 0 | 0 | 0 | 0 | 0 | 0 | 0 | 0 | 0 | W | 23-20+ |
| 09/18 | Patriots | S | 3 | 2 | 1 | 0.0 | 0.0 | 0 | 0 | 1 | 0 | 0 | 0 | 0 | 0 | 0 | 0 | 0 | 0 | 0 | 0 | 0 | 0 | 0 | 0 | 0 | L | 14-17 |
| 09/22 | at Browns | S | 8 | 6 | 2 | 1.5 | 11.0 | 2 | 12 | 2 | 0 | 0 | 0 | 0 | 0 | 0 | 0 | 0 | 0 | 0 | 0 | 0 | 0 | 0 | 0 | 0 | L | 17-29 |
| 10/02 | Jets | S | 4 | 1 | 3 | 1.0 | 4.0 | 1 | 4 | 1 | 0 | 0 | 0 | 0 | 0 | 0 | 0 | 0 | 0 | 0 | 0 | 0 | 0 | 0 | 0 | 0 | L | 20-24 |
| 10/09 | at Bills | S | 1 | 1 | 0 | 0.0 | 0.0 | 1 | 4 | 0 | 0 | 0 | 0 | 0 | 0 | 0 | 0 | 0 | 0 | 0 | 0 | 0 | 0 | 0 | 0 | 0 | L | 3-38 |
| 10/16 | Buccaneers | S | 1 | 1 | 0 | 1.0 | 9.0 | 0 | 0 | 1 | 0 | 0 | 0 | 0 | 1 | 1 | 0 | 0 | 0 | 0 | 0 | 0 | 0 | 0 | 0 | 0 | W | 20-18 |
| 10/23 | at Dolphins | S | 1 | 0 | 1 | 0.0 | 0.0 | 0 | 0 | 0 | 0 | 0 | 0 | 0 | 0 | 0 | 0 | 0 | 0 | 0 | 0 | 0 | 0 | 0 | 0 | 0 | L | 10-16 |
| 10/30 | at Eagles | S | 4 | 2 | 2 | 0.0 | 0.0 | 1 | 10 | 0 | 0 | 0 | 0 | 0 | 0 | 0 | 0 | 0 | 0 | 0 | 0 | 0 | 0 | 0 | 0 | 0 | L | 13-35 |
| 11/13 | Saints | S | 5 | 3 | 2 | 2.0 | 17.0 | 1 | 8 | 1 | 0 | 0 | 0 | 0 | 1 | 0 | 0 | 0 | 0 | 0 | 0 | 0 | 0 | 0 | 0 | 0 | W | 20-10 |
| 11/20 | Bengals | S | 1 | 0 | 1 | 0.5 | 3.0 | 0 | 0 | 3 | 0 | 0 | 0 | 0 | 0 | 0 | 0 | 0 | 0 | 0 | 0 | 0 | 0 | 0 | 0 | 0 | L | 30-37 |
| 11/28 | at Colts | S | 6 | 4 | 2 | 1.0 | 7.0 | 0 | 0 | 2 | 0 | 0 | 0 | 0 | 1 | 0 | 0 | 0 | 0 | 0 | 0 | 0 | 0 | 0 | 0 | 0 | W | 24-17 |
| 12/04 | at Falcons | S | 1 | 1 | 0 | 0.0 | 0.0 | 0 | 0 | 0 | 0 | 0 | 0 | 0 | 0 | 0 | 0 | 0 | 0 | 0 | 0 | 0 | 0 | 0 | 0 | 0 | W | 19-16 |
| 12/11 | Ravens | S | 3 | 1 | 2 | 0.0 | 0.0 | 0 | 0 | 0 | 0 | 0 | 0 | 0 | 0 | 0 | 0 | 0 | 0 | 0 | 0 | 0 | 0 | 0 | 0 | 0 | L | 14-16 |
| 12/18 | at Panthers | S | 4 | 3 | 1 | 1.0 | 8.0 | 1 | 8 | 1 | 0 | 0 | 0 | 0 | 1 | 0 | 0 | 0 | 0 | 0 | 0 | 0 | 0 | 0 | 0 | 0 | W | 24-16 |
| 12/24 | Raiders | S | 1 | 1 | 0 | 1.0 | 13.0 | 1 | 13 | 1 | 0 | 0 | 0 | 0 | 0 | 0 | 0 | 0 | 0 | 0 | 0 | 0 | 0 | 0 | 0 | 0 | W | 13-10 |
| 01/01 | at Ravens | S | 3 | 0 | 3 | 0.0 | 0.0 | 0 | 0 | 0 | 0 | 0 | 0 | 0 | 0 | 0 | 0 | 0 | 0 | 0 | 0 | 0 | 0 | 0 | 0 | 0 | W | 16-13 |
| 01/08 | Browns | S | 8 | 6 | 2 | 2.5 | 23.0 | 2 | 18 | 3 | 0 | 0 | 0 | 0 | 0 | 0 | 0 | 0 | 0 | 0 | 0 | 0 | 0 | 0 | 0 | 0 | W | 28-14 |
| 2022 TOTALS | | 17-17 | 63 | 38 | 25 | 14.5 | 118.0 | 12 | 91 | 20 | 0 | 0 | 0 | 0 | 1 | 5 | 0 | 0 | 0 | 0 | 0 | 0 | 0 | 0 | 0 | 0 | 9-8 | |

+ - Overtime

2021 GAME-BY-GAME REGULAR-SEASON STATISTICS (STEELERS)

| DATE | OPPONENT | P/S | TACKLES | | | | | | | INTERCEPTIONS | | | | O. FUMB | | | ST | | | | MISC | | W/L | SCORE | | | | |
|-------------|-------------|-------|------------------|----|----|-----|------|-----|-----|---------------|----|-----|----|---------|----|----|----|----|-----|----|------|---|-----|-------|----|----|-------|--------|
| | | | TK | S | A | SK | YDS | TFL | YDS | QBH | NO | YDS | LG | TD | PD | FF | FR | TD | YDS | TK | S | A | | | FF | FR | S | A |
| 09/12 | at Bills | S | 4 | 3 | 1 | 0.0 | 0.0 | 0 | 0 | 0 | 0 | 0 | 0 | 0 | 0 | 0 | 0 | 0 | 0 | 0 | 0 | 0 | 0 | 0 | 0 | 0 | W | 23-16 |
| 09/19 | Raiders | S | 4 | 3 | 1 | 0.0 | 0.0 | 1 | 4 | 0 | 0 | 0 | 0 | 0 | 0 | 0 | 0 | 0 | 0 | 0 | 0 | 0 | 0 | 0 | 0 | 0 | L | 17-26 |
| 09/26 | Bengals | | ON INACTIVE LIST | | | | | | | | | | | | | | | | | | | | | | | | | |
| 10/03 | at Packers | S | 5 | 2 | 3 | 0.0 | 0.0 | 0 | 0 | 0 | 0 | 0 | 0 | 0 | 0 | 0 | 0 | 0 | 0 | 0 | 0 | 0 | 0 | 0 | 0 | 0 | L | 17-27 |
| 10/10 | Broncos | S | 1 | 1 | 0 | 0.0 | 0.0 | 0 | 0 | 0 | 0 | 0 | 0 | 0 | 0 | 0 | 0 | 0 | 0 | 0 | 0 | 0 | 0 | 0 | 0 | 0 | W | 27-19 |
| 10/17 | Seahawks | S | 7 | 2 | 5 | 1.5 | 15.5 | 2 | 9 | 4 | 0 | 0 | 0 | 0 | 0 | 0 | 0 | 0 | 0 | 0 | 0 | 0 | 0 | 0 | 0 | 0 | W | 23-20+ |
| 10/31 | at Browns | S | 4 | 1 | 3 | 0.0 | 0.0 | 1 | 1 | 0 | 0 | 0 | 0 | 0 | 0 | 0 | 0 | 0 | 0 | 0 | 0 | 0 | 0 | 0 | 0 | 0 | W | 15-10 |
| 11/08 | Bears | S | 3 | 0 | 3 | 0.0 | 0.0 | 0 | 0 | 2 | 0 | 0 | 0 | 0 | 0 | 0 | 0 | 0 | 0 | 0 | 0 | 0 | 0 | 0 | 0 | 0 | W | 29-27 |
| 11/14 | Lions | S | 11 | 8 | 3 | 0.0 | 0.0 | 2 | 9 | 1 | 0 | 0 | 0 | 0 | 0 | 0 | 0 | 0 | 0 | 0 | 0 | 0 | 0 | 0 | 0 | 0 | T | 16-16 |
| 11/21 | at Chargers | S | 6 | 3 | 3 | 1.5 | 6.0 | 1 | 4 | 3 | 0 | 0 | 0 | 0 | 0 | 0 | 0 | 0 | 0 | 0 | 0 | 0 | 0 | 0 | 0 | 0 | L | 37-41 |
| 11/28 | at Bengals | S | 5 | 3 | 2 | 0.0 | 0.0 | 2 | 8 | 0 | 0 | 0 | 0 | 0 | 0 | 0 | 0 | 0 | 0 | 0 | 0 | 0 | 0 | 0 | 0 | 0 | L | 10-41 |
| 12/05 | Ravens | S | 3 | 3 | 0 | 0.0 | 0.0 | 2 | 3 | 0 | 0 | 0 | 0 | 0 | 0 | 0 | 0 | 0 | 0 | 0 | 0 | 0 | 0 | 0 | 0 | 0 | W | 20-19 |
| 12/09 | at Vikings | S | 1 | 1 | 0 | 0.0 | 0.0 | 1 | 0 | 0 | 0 | 0 | 0 | 0 | 0 | 0 | 0 | 0 | 0 | 0 | 0 | 0 | 0 | 0 | 0 | 0 | L | 28-36 |
| 12/19 | Titans | S | 4 | 4 | 0 | 0.0 | 0.0 | 0 | 0 | 1 | 0 | 0 | 0 | 0 | 0 | 0 | 0 | 0 | 0 | 0 | 0 | 0 | 0 | 0 | 0 | 0 | W | 19-13 |
| 12/26 | at Chiefs | S | 5 | 2 | 3 | 1.0 | 0.0 | 0 | 0 | 1 | 0 | 0 | 0 | 0 | 1 | 0 | 0 | 0 | 0 | 0 | 0 | 0 | 0 | 0 | 0 | 0 | L | 10-36 |
| 01/03 | Browns | S | 7 | 7 | 0 | 2.0 | 14.0 | 3 | 16 | 2 | 0 | 0 | 0 | 0 | 0 | 0 | 0 | 0 | 0 | 0 | 0 | 0 | 0 | 0 | 0 | 0 | W | 26-14 |
| 01/09 | at Ravens | S | 4 | 3 | 1 | 0.0 | 0.0 | 0 | 0 | 1 | 0 | 0 | 0 | 0 | 0 | 0 | 0 | 0 | 0 | 0 | 0 | 0 | 0 | 0 | 0 | 0 | W | 16-13+ |
| 2021 TOTALS | | 16-16 | 74 | 46 | 28 | 6.0 | 35.5 | 15 | 54 | 15 | 0 | 0 | 0 | 0 | 1 | 0 | 0 | 0 | 0 | 0 | 0 | 0 | 0 | 0 | 0 | 0 | 9-7-1 | |

+ - Overtime

2020 GAME-BY-GAME REGULAR-SEASON STATISTICS (STEELERS)

| DATE | OPPONENT | P/S | TACKLES | | | | | | | INTERCEPTIONS | | | | O. FUMB | | | ST | | | | MISC | | W/L | SCORE | | | | |
|-------------|---------------|------|---------|----|----|-----|------|-----|-----|---------------|----|-----|----|---------|----|----|----|----|-----|----|------|---|-----|-------|----|----|------|-------|
| | | | TK | S | A | SK | YDS | TFL | YDS | QBH | NO | YDS | LG | TD | PD | FF | FR | TD | YDS | TK | S | A | | | FF | FR | S | A |
| 09/14 | at Giants | P | 1 | 1 | 0 | 0.0 | 0.0 | 0 | 0 | 0 | 0 | 0 | 0 | 0 | 0 | 0 | 0 | 0 | 0 | 0 | 0 | 0 | 0 | 0 | 0 | 0 | W | 26-16 |
| 09/20 | Broncos | P | 0 | 0 | 0 | 0.0 | 0.0 | 0 | 0 | 0 | 0 | 0 | 0 | 0 | 0 | 0 | 0 | 0 | 0 | 0 | 0 | 0 | 0 | 0 | 0 | 0 | W | 26-21 |
| 09/27 | Texans | P | 1 | 1 | 0 | 0.0 | 0.0 | 1 | 1 | 0 | 0 | 0 | 0 | 0 | 0 | 0 | 0 | 0 | 0 | 0 | 0 | 0 | 0 | 0 | 0 | 0 | W | 28-21 |
| 10/11 | Eagles | P | 1 | 1 | 0 | 0.0 | 0.0 | 0 | 0 | 0 | 0 | 0 | 0 | 0 | 0 | 0 | 0 | 0 | 0 | 0 | 0 | 0 | 0 | 0 | 0 | 0 | W | 38-29 |
| 10/18 | Browns | P | 0 | 0 | 0 | 0.0 | 0.0 | 0 | 0 | 0 | 0 | 0 | 0 | 0 | 0 | 0 | 0 | 0 | 3 | 2 | 1 | 0 | 0 | 0 | 0 | 0 | W | 38-7 |
| 10/25 | at Titans | P | 4 | 3 | 1 | 0.0 | 0.0 | 0 | 0 | 0 | 0 | 0 | 0 | 0 | 0 | 0 | 0 | 0 | 0 | 0 | 0 | 0 | 0 | 0 | 0 | 0 | W | 27-24 |
| 11/01 | at Ravens | P | 2 | 0 | 2 | 0.0 | 0.0 | 0 | 0 | 0 | 1 | 2 | 2 | 0 | 1 | 0 | 0 | 0 | 0 | 0 | 0 | 0 | 0 | 0 | 0 | 0 | W | 28-24 |
| 11/08 | at Cowboys | P | 2 | 2 | 0 | 1.0 | 6.0 | 1 | 6 | 1 | 0 | 0 | 0 | 0 | 0 | 0 | 0 | 0 | 1 | 1 | 0 | 0 | 0 | 0 | 0 | 0 | W | 24-19 |
| 11/15 | Bengals | P | 1 | 1 | 0 | 0.0 | 0.0 | 1 | 1 | 0 | 0 | 0 | 0 | 0 | 0 | 0 | 0 | 0 | 0 | 0 | 0 | 0 | 0 | 0 | 0 | 0 | W | 36-10 |
| 11/22 | at Jaguars | P | 2 | 2 | 0 | 0.0 | 0.0 | 0 | 0 | 0 | 0 | 0 | 0 | 0 | 0 | 0 | 0 | 0 | 0 | 0 | 0 | 0 | 0 | 0 | 0 | 0 | W | 27-3 |
| 12/02 | Ravens | P | 1 | 0 | 1 | 0.0 | 0.0 | 0 | 0 | 0 | 0 | 0 | 0 | 0 | 0 | 0 | 0 | 0 | 1 | 0 | 1 | 0 | 0 | 0 | 0 | 0 | W | 19-14 |
| 12/07 | Football Team | S | 5 | 2 | 3 | 0.0 | 0.0 | 0 | 0 | 0 | 0 | 0 | 0 | 0 | 0 | 0 | 0 | 0 | 0 | 0 | 0 | 0 | 0 | 0 | 0 | 0 | L | 17-23 |
| 12/13 | at Bills | S | 1 | 1 | 0 | 0.0 | 0.0 | 1 | 4 | 1 | 0 | 0 | 0 | 0 | 0 | 0 | 0 | 0 | 0 | 0 | 0 | 0 | 0 | 0 | 0 | 0 | L | 15-26 |
| 12/21 | at Bengals | S | 5 | 3 | 2 | 0.0 | 0.0 | 0 | 0 | 1 | 0 | 0 | 0 | 0 | 0 | 0 | 0 | 0 | 0 | 0 | 0 | 0 | 0 | 0 | 0 | 0 | L | 17-27 |
| 12/27 | Colts | S | 7 | 3 | 4 | 0.0 | 0.0 | 0 | 0 | 2 | 0 | 0 | 0 | 0 | 0 | 0 | 0 | 0 | 1 | 1 | 0 | 0 | 0 | 0 | 0 | 0 | W | 28-24 |
| 01/03 | at Browns | S | 9 | 6 | 3 | 1.0 | 10.0 | 1 | 10 | 1 | 0 | 0 | 0 | 0 | 0 | 0 | 0 | 0 | 0 | 0 | 0 | 0 | 0 | 0 | 0 | 0 | L | 22-24 |
| 2020 TOTALS | | 16-5 | 42 | 26 | 16 | 2.0 | 16.0 | 5 | 22 | 6 | 1 | 2 | 2 | 0 | 1 | 0 | 0 | 0 | 6 | 4 | 2 | 0 | 0 | 0 | 0 | 0 | 12-4 | |

2023 GAME-BY-GAME POSTSEASON STATISTICS (STEELERS)

| DATE | OPPONENT | P/S | TACKLES | | | | | | | INTERCEPTIONS | | | | O. FUMB | | | ST | | | | MISC | | W/L | SCORE | | | | |
|-------------|----------|-----|---------|---|---|-----|-----|-----|-----|---------------|----|-----|----|---------|----|----|----|----|-----|----|------|---|-----|-------|----|----|-----|-------|
| | | | TK | S | A | SK | YDS | TFL | YDS | QBH | NO | YDS | LG | TD | PD | FF | FR | TD | YDS | TK | S | A | | | FF | FR | S | A |
| 01/15 | at Bills | S | 3 | 2 | 1 | 1.0 | 7.0 | 1 | 7 | 1 | 0 | 0 | 0 | 0 | 0 | 0 | 0 | 0 | 0 | 0 | 0 | 0 | 0 | 0 | 0 | 0 | L | 17-31 |
| 2023 TOTALS | | 1-1 | 3 | 2 | 1 | 1.0 | 7.0 | 1 | 7 | 1 | 0 | 0 | 0 | 0 | 0 | 0 | 0 | 0 | 0 | 0 | 0 | 0 | 0 | 0 | 0 | 0 | 0-1 | |



DONTE^{CB}
JACKSON

HEIGHT: 5-10
WEIGHT: 180
COLLEGE: LSU
BORN: November 8, 1995

HOW ACQUIRED: TR '24 (CAR)
NFL EXPERIENCE: 7th year
BIRTHPLACE: Metairie, LA



PRO CAREER

- ✦ Has appeared in 80 career games (76 starts) in his seven-year NFL career (Carolina 2018-23; Pittsburgh 2024)
- ✦ Has registered 302 tackles (247 solo), 15 tackles for loss, 1.0 sack, one QB hit, 14 interceptions, one interception TD return, three forced fumbles, one fumble recovery and 46 passes defended
- ✦ His 14 interceptions rank fourth among cornerbacks drafted in 2018
- ✦ Recorded 10 picks over his first three years with Carolina, which were the second-most (Chris Gamble, 16) by any Panther in their first three seasons with the franchise
- ✦ First player in Carolina history to return a two-point conversion attempt for a defensive score, intercepting New Orleans' QB Drew Brees in Week 15 of 2018 and returning it 98 yards
- ✦ Made NFL starting debut in Week 1 of 2018 (vs. Dallas)
- ✦ Made NFL debut in Week 1 of 2018 (vs. Dallas)

2023 (PANTHERS)

- ✦ Started 16 regular-season games and recorded 59 tackles (49 solo), a single-season career-high five tackles for loss, five passes defended and one forced fumble
- ✦ Registered a season-high seven tackles and two passes defended in Week 10 vs. Chicago

2022 (PANTHERS)

- ✦ Started and played in nine regular-season games prior to finishing the season on the injured reserve
- ✦ Recorded 35 tackles and one tackle for loss
- ✦ Tallied three passes defended and two interceptions
- ✦ Returned an interception for a 30-yard TD in Week 6 vs. L.A. Rams

2021 (PANTHERS)

- ✦ Started and played in 12 regular-season games prior to ending the season on the injured reserve
- ✦ Finished the season with 61 tackles including three tackles for loss
- ✦ Racked up 10 passes defended and two interceptions
- ✦ Recorded an interception and forced fumble to go along with six tackles in Week 5 against Philadelphia
- ✦ Registered four tackles and his second interception of the season vs. Arizona in Week 11

2020 (PANTHERS)

- ✦ Battled a toe injury to play in 14 regular-season games (13 starts)
- ✦ Led the team with three interceptions and 11 passes defended
- ✦ Registered 34 tackles, including one tackle for loss

2019 (PANTHERS)

- ✦ Played in 13 regular-season games (10 starts)
- ✦ Tallied 40 tackles while tying for the team lead with three interceptions
- ✦ Notched eight pass deflections

2018 (PANTHERS)

- ✦ Started all 16 regular-season games
- ✦ Registered 75 tackles, 1.0 sack, one forced fumble, seven passes defended and four interceptions, tying for seventh in the NFL in interceptions and first among rookies
- ✦ Secured a career-high two interceptions against Cincinnati in Week 3, including one late in the fourth quarter that sealed the team's victory

TRANSACTIONS

- ✦ Traded to Pittsburgh from Carolina with 2024 sixth-round pick (#178) for Dontae Johnson and 2024 seventh-round pick (#240) on March 13, 2024
- ✦ Signed a three-year contract with the Carolina Panthers on March 19, 2022
- ✦ Signed a four-year contract with the Carolina Panthers on May 10, 2018
- ✦ Drafted by the Carolina Panthers in the second round of the 2018 Draft (55th overall)

PERSONAL

- ✦ Attended Riverdale H.S. (Jefferson Parish, La.)
- ✦ A native of Metairie, La.

2018 GAME-BY-GAME REGULAR-SEASON STATISTICS (PANTHERS)

| DATE | OPPONENT | P/S | TACKLES | | | | | | | INTERCEPTIONS | | | | | O. FUMB | | | | ST | | | | MISC | | W/L | SCORE | | | |
|--------------------|---------------|-----|--------------|-----------|-----------|-----------|------------|------------|----------|---------------|----------|----------|----------|----------|----------|----------|----------|----------|----------|----------|----------|----------|----------|----------|----------|----------|----------|------------|------|
| | | | TK | S | A | SK | YDS | TFL | YDS | QBH | NO | YDS | LG | TD | PD | FF | FR | TD | YDS | TK | S | A | FF | FR | | | S | A | |
| 09/09 | Cowboys | S | 5 | 4 | 1 | 0.0 | 0.0 | 0 | 0 | 0 | 0 | 0 | 0 | 0 | 0 | 0 | 0 | 0 | 0 | 0 | 0 | 0 | 0 | 0 | 0 | 0 | 0 | W | 16-8 |
| 09/16 | at Falcons | S | 7 | 7 | 0 | 0.0 | 0.0 | 0 | 0 | 0 | 1 | 0 | 0 | 0 | 1 | 1 | 0 | 0 | 0 | 0 | 0 | 0 | 0 | 0 | 0 | 0 | L | 24-31 | |
| 09/23 | Bengals | S | 7 | 7 | 0 | 0.0 | 0.0 | 0 | 0 | 0 | 2 | 0 | 0 | 0 | 2 | 0 | 0 | 0 | 0 | 0 | 0 | 0 | 0 | 0 | 0 | 0 | W | 31-21 | |
| 10/07 | Giants | S | 6 | 5 | 1 | 0.0 | 0.0 | 0 | 0 | 0 | 0 | 0 | 0 | 0 | 0 | 0 | 0 | 0 | 0 | 0 | 0 | 0 | 0 | 0 | 0 | 0 | W | 33-31 | |
| 10/14 | at Redskins | S | 2 | 2 | 0 | 0.0 | 0.0 | 0 | 0 | 0 | 0 | 0 | 0 | 0 | 2 | 0 | 0 | 0 | 0 | 0 | 1 | 1 | 0 | 0 | 0 | 0 | L | 17-23 | |
| 10/21 | at Eagles | S | 1 | 1 | 0 | 0.0 | 0.0 | 0 | 0 | 0 | 0 | 0 | 0 | 0 | 0 | 0 | 0 | 0 | 0 | 0 | 0 | 0 | 0 | 0 | 0 | 0 | W | 21-17 | |
| 10/28 | Ravens | S | 3 | 2 | 1 | 1.0 | 8.0 | 1 | 8 | 1 | 0 | 0 | 0 | 0 | 1 | 0 | 0 | 0 | 0 | 0 | 0 | 0 | 0 | 0 | 0 | 0 | W | 36-21 | |
| 11/04 | Buccaneers | S | 5 | 5 | 0 | 0.0 | 0.0 | 0 | 0 | 0 | 1 | 0 | 0 | 0 | 1 | 0 | 0 | 0 | 0 | 0 | 0 | 0 | 0 | 0 | 0 | 0 | W | 42-28 | |
| 11/08 | at Steelers | S | 4 | 4 | 0 | 0.0 | 0.0 | 2 | 4 | 0 | 0 | 0 | 0 | 0 | 0 | 0 | 0 | 0 | 0 | 0 | 0 | 0 | 0 | 0 | 0 | 0 | L | 21-52 | |
| 11/18 | at Lions | S | 1 | 1 | 0 | 0.0 | 0.0 | 0 | 0 | 0 | 0 | 0 | 0 | 0 | 0 | 0 | 0 | 0 | 0 | 0 | 0 | 0 | 0 | 0 | 0 | 0 | L | 19-20 | |
| 11/25 | Seahawks | S | 1 | 0 | 1 | 0.0 | 0.0 | 0 | 0 | 0 | 0 | 0 | 0 | 0 | 0 | 0 | 0 | 0 | 0 | 0 | 0 | 0 | 0 | 0 | 0 | 0 | L | 27-30 | |
| 12/02 | at Buccaneers | S | 6 | 6 | 0 | 0.0 | 0.0 | 0 | 0 | 0 | 0 | 0 | 0 | 0 | 0 | 0 | 0 | 0 | 0 | 0 | 0 | 0 | 0 | 0 | 0 | 0 | L | 17-24 | |
| 12/09 | at Browns | S | 10 | 8 | 2 | 0.0 | 0.0 | 0 | 0 | 0 | 0 | 0 | 0 | 0 | 1 | 0 | 0 | 0 | 0 | 0 | 0 | 0 | 0 | 0 | 0 | 0 | L | 20-26 | |
| 12/17 | Saints | S | 3 | 2 | 1 | 0.0 | 0.0 | 1 | 3 | 0 | 0 | 0 | 0 | 0 | 1 | 0 | 0 | 0 | 0 | 0 | 0 | 0 | 0 | 0 | 0 | 0 | L | 9-12 | |
| 12/23 | Falcons | S | 3 | 2 | 1 | 0.0 | 0.0 | 0 | 0 | 0 | 0 | 0 | 0 | 0 | 0 | 0 | 0 | 0 | 0 | 0 | 0 | 0 | 0 | 0 | 0 | 0 | L | 10-24 | |
| 12/30 | at Saints | S | 9 | 6 | 3 | 0.0 | 0.0 | 0 | 0 | 0 | 0 | 0 | 0 | 0 | 0 | 0 | 0 | 0 | 0 | 0 | 0 | 0 | 0 | 0 | 0 | 0 | W | 33-14 | |
| 2018 TOTALS | | | 16-16 | 73 | 62 | 11 | 1.0 | 8.0 | 4 | 15 | 1 | 4 | 0 | 0 | 0 | 9 | 1 | 0 | 0 | 0 | 1 | 1 | 0 | 0 | 0 | 0 | 0 | 7-9 | |



**VAN^{WR}
JEFFERSON**

HEIGHT: 6-1
WEIGHT: 200
COLLEGE: Florida
BORN: July 26, 1996

HOW ACQUIRED: FA '24
NFL EXPERIENCE: 5th year
BIRTHPLACE: Brentwood, TN



PRO CAREER

- ✦ Has played in 61 regular-season games (35 starts) in four-year NFL career (L.A. Rams 2020-23; Atlanta 2023)
- ✦ Has recorded 113 catches for 1,600 yards and 10 TDs
- ✦ Appeared in six postseason contests (five starts) and tallied 15 receptions for 148 yards and one TD
- ✦ Caught four passes for 23 yards (5.8 avg.) in a 23-20 win over Cincinnati in Super Bowl LVI
- ✦ Had a breakout 2021 season starting all 17 regular-season games and hauling in 50 catches for 802 yards and six TDs touchdowns
- ✦ Third on the team in receptions (50) and second in receiving yards (802) during the 2021 campaign
- ✦ Had 19 catches for 220 yards and a touchdown in his rookie campaign in 2020

2023 (FALCONS/RAMS)

- ✦ Played in all 17 regular-season games (five for the Rams and 12 for the Falcons)
- ✦ Started nine regular-season games (four for the Rams and five for the Falcons)
- ✦ Caught 20 passes for 209 yards (10.5 avg.)

2022 (RAMS)

- ✦ Played in 11 regular-season games (nine starts)
- ✦ Registered 24 catches for 369 yards and three TDs
- ✦ Ranked second amongst Rams receivers with 15.38 yards per reception
- ✦ Tallied four receptions for 23 yards (5.8 avg.) in a 23-20 win over Cincinnati in Super Bowl LVI

2021 (RAMS)

- ✦ Started all 17 regular-season games
- ✦ Registered 50 catches for 802 yards and six TDs
- ✦ Third on the team in receptions (50) and second in receiving yards (802)

2020 (RAMS)

- ✦ Played in 16 regular-season games (no starts)
- ✦ Registered 19 catches for 220 yards and a TD

TRANSACTIONS

- ✦ Signed a one-year contract with Pittsburgh on March 15, 2024
- ✦ Traded to Atlanta from L.A. Rams with a 2025 seventh-round pick for a 2025 sixth-round pick on Oct. 10, 2023
- ✦ Signed a four-year contract with the L.A. Rams on July 27, 2020
- ✦ Drafted by the Rams in the second round (57th overall) of the 2020 NFL Draft

PERSONAL

- ✦ As a prep standout, Jefferson was selected to play in the U.S. Army All-American Bowl and Nike's The Opening camp after high school.
- ✦ Garnered Tennessee Sports Writers Association All-State and The Tennessean All-Midstate honors, after hauling in 67 catches for 1,223 yards and 13 TDs, helping lead Ravenwood to a 14-1 record and a Class 6A runner-up finish
- ✦ Son of Shawn and Maria Jefferson
- ✦ His father played 13 years in the NFL as a wide receiver and has coached in the NFL as a wide receivers coach for Detroit, Tennessee, Miami and Carolina, and is currently a receivers coach for the N.Y. Jets

COLLEGE

- ✦ Appeared in 45 games in his collegiate career at Florida (23 games in 2018-19) and Ole Miss (22 games 2015-17)
- ✦ Finished his career with 2,159 yards on 175 receptions (12.3 avg.) and 16 TDs
- ✦ Named First-Team Freshman All-SEC accolades from the league's coaches in 2019
- ✦ Signed all 13 games and led the Gators with 657 yards on 49 receptions (13.4 avg.) and six TDs in 2019
- ✦ In 2018, he started all 13 games in his first season at Florida and led the Gators in receptions (35), receiving yards (503), receiving TDs (six) and average yards per game (38.7)
- ✦ Ranked fourth on the team in points scored (36) and all-purpose yards (520) and became the only Gator receiver to grab multiple TDs in a single game
- ✦ Tallied three games with at least 50 receiving yards in 2018
- ✦ In 2017, his final season at Ole Miss, played 10 games - starting at slot receiver in the first three of the season - and finished second on the team with 42 receptions and recorded 456 receiving yards and one TD
- ✦ In 2016, he finished second on team with 49 catches, third with 543 receiving yards and caught three TD passes
- ✦ Ranked second among SEC freshmen with 4.1 catches/game and third with 45.2 receiving yards per game
- ✦ Redshirted his freshman season in 2015

REGULAR SEASON COMPARISON: RECEIVING - DENVER BRONCOS

| DATE | OPP | W/L | GP/GS | REC | YDS. | AVG. | TD | LG | TGTS | YAC |
|---------------|------------|-----|-------|-----|------|------|----|----|------|-----|
| 12/25/22 | LA vs. DEN | W | 5 | 3 | 19 | 6.3 | 0 | 11 | 5 | 5 |
| TOTALS | | 1/0 | 1/1 | 3 | 19 | 6.3 | 0 | 11 | 5 | 5 |

VAN JEFFERSON'S NFL REGULAR SEASON RUSHING/RECEIVING STATISTICS

| DATE | TEAM | GP | GS | RECEIVING | | | | | RUSHING | | | | |
|---------------------------------|----------|----|----|-----------|-------|------|-----|----|---------|------|------|----|----|
| | | | | NO. | YDS. | AVG. | LG | TD | NO. | YDS. | AVG. | LG | TD |
| 2020 | Rams | 16 | 0 | 19 | 220 | 11.6 | 31 | 1 | 1 | -1 | -1.0 | -1 | 0 |
| 2021 | Rams | 17 | 17 | 50 | 802 | 16.0 | 79t | 6 | 2 | 20 | 10.0 | 10 | 0 |
| 2022 | Rams | 11 | 9 | 24 | 369 | 15.4 | 39 | 3 | 0 | 0 | 0.0 | 0 | 0 |
| 2023 | Rams | 5 | 4 | 8 | 108 | 13.5 | 46 | 0 | 1 | 4 | 4.0 | 4 | 0 |
| Went from L.A. Rams to Atlanta. | | | | | | | | | | | | | |
| 2023 | Falcons | 12 | 8 | 12 | 101 | 8.4 | 14 | 0 | 0 | 0 | 0.0 | 0 | 0 |
| 2023 | TOTAL | 17 | 12 | 20 | 209 | 10.5 | 46 | 0 | 1 | 4 | 4.0 | 4 | 0 |
| 2024 | Steelers | 1 | 1 | 1 | 1 | 1.0 | 1 | 0 | 0 | 0 | 0.0 | 0 | 0 |
| NFL TOTALS | | 62 | 39 | 114 | 1,601 | 14.0 | 79T | 10 | 4 | 23 | 5.8 | 10 | 0 |

VAN JEFFERSON'S NFL POSTSEASON RUSHING/RECEIVING STATISTICS

| DATE | TEAM | GP | GS | RECEIVING | | | | | RUSHING | | | | |
|-------------------|------|----|----|-----------|------|------|----|----|---------|------|------|----|----|
| | | | | NO. | YDS. | AVG. | LG | TD | NO. | YDS. | AVG. | LG | TD |
| 2020 | Rams | 2 | 1 | 6 | 46 | 7.7 | 16 | 1 | 0 | 0 | 0.0 | 0 | 0 |
| 2021 | Rams | 4 | 4 | 9 | 102 | 11.3 | 41 | 0 | 1 | 15 | 15.0 | 15 | 0 |
| NFL TOTALS | | 6 | 5 | 15 | 148 | 9.9 | 41 | 1 | 1 | 15 | 15.0 | 15 | 0 |

VAN JEFFERSON'S NFL REGULAR SEASON RETURN STATISTICS

| DATE | TEAM | RET. | KICKOFF RETURNS | | | | | PUNT RETURNS | | | | |
|---------------------------------|----------|------|-----------------|------|----|----|-----|--------------|------|------|----|----|
| | | | YDS. | AVG. | LG | TD | NO. | FC | YDS. | AVG. | LG | TD |
| 2020 | Rams | 1 | 13 | 13.0 | 13 | 0 | 0 | 0 | 0 | 0.0 | 0 | 0 |
| 2021 | Rams | 0 | 0 | 0.0 | 0 | 0 | 0 | 0 | 0 | 0.0 | 0 | 0 |
| 2022 | Rams | 0 | 0 | 0.0 | 0 | 0 | 0 | 0 | 0 | 0.0 | 0 | 0 |
| 2023 | Rams | 0 | 0 | 0.0 | 0 | 0 | 0 | 0 | 0 | 0.0 | 0 | 0 |
| Went from L.A. Rams to Atlanta. | | | | | | | | | | | | |
| 2023 | Falcons | 0 | 0 | 0.0 | 0 | 0 | 0 | 0 | 0 | 0.0 | 0 | 0 |
| 2023 | TOTAL | 0 | 0 | 0.0 | 0 | 0 | 0 | 0 | 0 | 0.0 | 0 | 0 |
| 2024 | Steelers | 0 | 0 | 0.0 | 0 | 0 | 0 | 0 | 0 | 0.0 | 0 | 0 |
| NFL TOTALS | | 1 | 13 | 13.0 | 13 | 0 | 0 | 0 | 0 | 0.0 | 0 | 0 |

VAN JEFFERSON'S NFL POSTSEASON RETURN STATISTICS

| DATE | TEAM | RET. | KICKOFF RETURNS | | | | | PUNT RETURNS | | | | |
|-------------------|------|------|-----------------|------|----|----|-----|--------------|------|------|----|----|
| | | | YDS. | AVG. | LG | TD | NO. | FC | YDS. | AVG. | LG | TD |
| 2020 | Rams | 0 | 0 | 0.0 | 0 | 0 | 0 | 0 | 0 | 0.0 | 0 | 0 |
| 2021 | Rams | 0 | 0 | 0.0 | 0 | 0 | 0 | 0 | 0 | 0.0 | 0 | 0 |
| NFL TOTALS | | 0 | 0 | 0.0 | 0 | 0 | 0 | 0 | 0 | 0.0 | 0 | 0 |

SINGLE-GAME HIGHS: RUSHING/RECEIVING

| | | | |
|--------------------|---|------------------------|---|
| Rush Attempts | 1 at Cincinnati Bengals, Sep 25, 2023 1 vs. Seattle Seahawks, Dec 21, 2021 ...2 more at 1. | All-Purpose Yards | 93 at Green Bay Packers, Nov 28, 2021 90 vs. Arizona Cardinals, Oct 03, 2021 |
| Rushing Yards | 10 vs. Seattle Seahawks, Dec 21, 2021 10 at Arizona Cardinals, Dec 13, 2021 | Kickoff Returns | 1 vs. New England Patriots, Dec 10, 2020 |
| Longest Runs | 10 vs. Seattle Seahawks, Dec 21, 2021 10 at Arizona Cardinals, Dec 13, 2021 | Kickoff Return Yards | 13 vs. New England Patriots, Dec 10, 2020 |
| Receptions | 6 vs. Jacksonville Jaguars, Dec 05, 2021 6 vs. Arizona Cardinals, Oct 03, 2021 | Longest Kickoff Return | 13 vs. New England Patriots, Dec 10, 2020 |
| Receiving Yards | 93 at Green Bay Packers, Nov 28, 2021 90 vs. Arizona Cardinals, Oct 03, 2021 | Special Teams Tackles | 1 vs. New England Patriots, Dec 10, 2020 |
| Receiving Average | 31.0 at Green Bay Packers, Nov 28, 2021 29.3 at Houston Texans, Oct 31, 2021 | Most TDs | 1 vs. Las Vegas Raiders, Dec 08, 2022 1 at Kansas City Chiefs, Nov 27, 2022 ...8 more at 1. |
| Longest Receptions | 79t at Green Bay Packers, Nov 28, 2021 68 at Houston Texans, Oct 31, 2021 | Miscellaneous Tackles | 1 at Cincinnati Bengals, Sep 25, 2023 1 at Minnesota Vikings, Dec 26, 2021 ...2 more at 1. |
| Receiving TDs | 1 vs. Las Vegas Raiders, Dec 08, 2022 1 at Kansas City Chiefs, Nov 27, 2022 ...8 more at 1. | | |

SINGLE-GAME HIGHS - POSTSEASON: RUSHING/RECEIVING

| | | | |
|-------------------|--|-----------------------|--|
| Rush Attempts | 1 at Tampa Bay Buccaneers, Jan 23, 2022 | Longest Receptions | 41 vs. Arizona Cardinals, Jan 17, 2022 |
| Rushing Yards | 15 at Tampa Bay Buccaneers, Jan 23, 2022 | | 18 at Tampa Bay Buccaneers, Jan 23, 2022 |
| Longest Runs | 15 at Tampa Bay Buccaneers, Jan 23, 2022 | | 16 at Green Bay Packers, Jan 16, 2021 |
| Receptions | 6 at Green Bay Packers, Jan 16, 2021 | | 13 at Cincinnati Bengals, Feb 13, 2022 |
| | 4 at Cincinnati Bengals, Feb 13, 2022 | | 11 at Tampa Bay Buccaneers, Jan 23, 2022 |
| | 2 vs. San Francisco 49ers, Jan 30, 2022 | Receiving TDs | 1 at Green Bay Packers, Jan 16, 2021 |
| | 2 at Tampa Bay Buccaneers, Jan 23, 2022 | All-Purpose Yards | 46 at Green Bay Packers, Jan 16, 2021 |
| | 1 vs. Arizona Cardinals, Jan 17, 2022 | | 44 at Tampa Bay Buccaneers, Jan 23, 2022 |
| Receiving Yards | 46 at Green Bay Packers, Jan 16, 2021 | | 41 vs. Arizona Cardinals, Jan 17, 2022 |
| | 41 vs. Arizona Cardinals, Jan 17, 2022 | | 23 at Cincinnati Bengals, Feb 13, 2022 |
| | 29 at Tampa Bay Buccaneers, Jan 23, 2022 | | 9 vs. San Francisco 49ers, Jan 30, 2022 |
| | 23 at Cincinnati Bengals, Feb 13, 2022 | Special Teams Tackles | 1 at Seattle Seahawks, Jan 09, 2021 |
| | 9 vs. San Francisco 49ers, Jan 30, 2022 | Most TDs | 1 at Green Bay Packers, Jan 16, 2021 |
| Receiving Average | 7.7 at Green Bay Packers, Jan 16, 2021 | | |
| | 5.8 at Cincinnati Bengals, Feb 13, 2022 | | |

2024 GAME-BY-GAME REGULAR-SEASON STATISTICS (STEELERS)

| DATE | OPPONENT | P/S | RECEIVING | | | | | RUSHING | | | | | W/L | SCORE |
|--------------------|------------|-----|-----------|------|------|----|----|---------|------|------|----|----|-----|-------|
| | | | NO. | YDS. | AVG. | LG | TD | NO. | YDS. | AVG. | LG | TD | | |
| 09/08 | at Falcons | S | 1 | 1 | 1.0 | 1 | 0 | 0 | 0 | 0.0 | 0 | 0 | W | 18-10 |
| 2024 TOTALS | | 1-1 | 1 | 1 | 1.0 | 1 | 0 | 0 | 0 | 0.0 | 0 | 0 | 1-0 | |

2023 GAME-BY-GAME REGULAR-SEASON STATISTICS (RAMS/FALCONS)

| DATE | OPPONENT | P/S | RECEIVING | | | | | RUSHING | | | | | W/L | SCORE |
|--------------------|---------------|-------|----------------------------|------|------|----|----|---------|------|------|----|----|------|--------|
| | | | NO. | YDS. | AVG. | LG | TD | NO. | YDS. | AVG. | LG | TD | | |
| 09/10 | at Seahawks | S | 4 | 24 | 6.0 | 10 | 0 | 0 | 0 | 0.0 | 0 | 0 | W | 30-13 |
| 09/17 | 49ers | S | 1 | 9 | 9.0 | 9 | 0 | 0 | 0 | 0.0 | 0 | 0 | L | 23-30 |
| 09/25 | at Bengals | S | 1 | 46 | 46.0 | 46 | 0 | 1 | 4 | 4.0 | 4 | 0 | L | 16-19 |
| 10/01 | at Colts | S | 2 | 29 | 14.5 | 16 | 0 | 0 | 0 | 0.0 | 0 | 0 | W | 29-23+ |
| 10/08 | Eagles | P | 0 | 0 | 0.0 | 0 | 0 | 0 | 0 | 0.0 | 0 | 0 | L | 14-23 |
| | | | Went from Rams to Falcons. | | | | | | | | | | | |
| 10/15 | Commanders | P | 0 | 0 | 0.0 | 0 | 0 | 0 | 0 | 0.0 | 0 | 0 | L | 16-24 |
| 10/22 | at Buccaneers | P | 1 | 5 | 5.0 | 5 | 0 | 0 | 0 | 0.0 | 0 | 0 | W | 16-13 |
| 10/29 | at Titans | S | 3 | 24 | 8.0 | 11 | 0 | 0 | 0 | 0.0 | 0 | 0 | L | 23-28 |
| 11/05 | Vikings | S | 1 | 14 | 14.0 | 14 | 0 | 0 | 0 | 0.0 | 0 | 0 | L | 28-31 |
| 11/12 | at Cardinals | S | 0 | 0 | 0.0 | 0 | 0 | 0 | 0 | 0.0 | 0 | 0 | L | 23-25 |
| 11/26 | Saints | S | 1 | 13 | 13.0 | 13 | 0 | 0 | 0 | 0.0 | 0 | 0 | W | 24-15 |
| 12/03 | at Jets | S | 0 | 0 | 0.0 | 0 | 0 | 0 | 0 | 0.0 | 0 | 0 | W | 13-8 |
| 12/10 | Buccaneers | P | 0 | 0 | 0.0 | 0 | 0 | 0 | 0 | 0.0 | 0 | 0 | L | 25-29 |
| 12/17 | at Panthers | P | 0 | 0 | 0.0 | 0 | 0 | 0 | 0 | 0.0 | 0 | 0 | L | 7-9 |
| 12/24 | Colts | S | 1 | 13 | 13.0 | 13 | 0 | 0 | 0 | 0.0 | 0 | 0 | W | 29-10 |
| 12/31 | at Bears | S | 3 | 19 | 6.3 | 9 | 0 | 0 | 0 | 0.0 | 0 | 0 | L | 17-37 |
| 01/07 | at Saints | S | 2 | 13 | 6.5 | 7 | 0 | 0 | 0 | 0.0 | 0 | 0 | L | 17-48 |
| 2023 TOTALS | | 17-12 | 20 | 209 | 10.5 | 46 | 0 | 1 | 4 | 4.0 | 4 | 0 | 6-11 | |

+ - Overtime

2022 GAME-BY-GAME REGULAR-SEASON STATISTICS (RAMS)

| DATE | OPPONENT | P/S | RECEIVING | | | | | RUSHING | | | | | W/L | SCORE |
|--------------------|---------------|------|------------------|------|------|-----|----|---------|------|------|----|----|------|--------|
| | | | NO. | YDS. | AVG. | LG | TD | NO. | YDS. | AVG. | LG | TD | | |
| 09/08 | Bills | | INACTIVE | | | | | | | | | | L | 10-31 |
| 09/18 | Falcons | | ON INACTIVE LIST | | | | | | | | | | W | 31-27 |
| 09/25 | at Cardinals | | DID NOT PLAY | | | | | | | | | | W | 20-12 |
| 10/03 | at 49ers | | DID NOT PLAY | | | | | | | | | | L | 9-24 |
| 10/09 | Cowboys | | DID NOT PLAY | | | | | | | | | | L | 10-22 |
| 10/16 | Panthers | | DID NOT PLAY | | | | | | | | | | W | 24-10 |
| 10/30 | 49ers | S | 0 | 0 | 0.0 | 0 | 0 | 0 | 0 | 0.0 | 0 | 0 | L | 14-31 |
| 11/06 | at Buccaneers | S | 0 | 0 | 0.0 | 0 | 0 | 0 | 0 | 0.0 | 0 | 0 | L | 13-16 |
| 11/13 | Cardinals | P | 3 | 27 | 9.0 | 19 | 1 | 0 | 0 | 0.0 | 0 | 0 | L | 17-27 |
| 11/20 | at Saints | S | 3 | 41 | 13.7 | 20 | 0 | 0 | 0 | 0.0 | 0 | 0 | L | 20-27 |
| 11/27 | at Chiefs | P | 3 | 29 | 9.7 | 16 | 1 | 0 | 0 | 0.0 | 0 | 0 | L | 10-26 |
| 12/04 | Seahawks | S | 2 | 39 | 19.5 | 23 | 0 | 0 | 0 | 0.0 | 0 | 0 | L | 23-27 |
| 12/08 | Raiders | S | 2 | 44 | 22.0 | 23t | 1 | 0 | 0 | 0.0 | 0 | 0 | W | 17-16 |
| 12/19 | at Packers | S | 2 | 32 | 16.0 | 17 | 0 | 0 | 0 | 0.0 | 0 | 0 | L | 12-24 |
| 12/25 | Broncos | S | 3 | 19 | 6.3 | 11 | 0 | 0 | 0 | 0.0 | 0 | 0 | W | 51-14 |
| 01/01 | at Chargers | S | 3 | 77 | 25.7 | 39 | 0 | 0 | 0 | 0.0 | 0 | 0 | L | 10-31 |
| 01/08 | at Seahawks | S | 3 | 61 | 20.3 | 35 | 0 | 0 | 0 | 0.0 | 0 | 0 | L | 16-19+ |
| 2022 TOTALS | | 11-9 | 24 | 369 | 15.4 | 39 | 3 | 0 | 0 | 0.0 | 0 | 0 | 5-12 | |

+ - Overtime

2021 GAME-BY-GAME REGULAR-SEASON STATISTICS (RAMS)

| DATE | OPPONENT | P/S | RECEIVING | | | | | RUSHING | | | | | W/L | SCORE |
|-------------|--------------|-------|-----------|------|------|-----|----|---------|------|------|----|----|------|--------|
| | | | NO. | YDS. | AVG. | LG | TD | NO. | YDS. | AVG. | LG | TD | | |
| 09/12 | Bears | S | 2 | 80 | 40.0 | 67t | 1 | 0 | 0 | 0.0 | 0 | 0 | W | 34-14 |
| 09/19 | at Colts | S | 1 | 14 | 14.0 | 14 | 0 | 0 | 0 | 0.0 | 0 | 0 | W | 27-24 |
| 09/26 | Buccaneers | S | 4 | 42 | 10.5 | 21 | 0 | 0 | 0 | 0.0 | 0 | 0 | W | 34-24 |
| 10/03 | Cardinals | S | 6 | 90 | 15.0 | 22 | 1 | 0 | 0 | 0.0 | 0 | 0 | L | 20-37 |
| 10/07 | at Seahawks | S | 1 | 16 | 16.0 | 16 | 0 | 0 | 0 | 0.0 | 0 | 0 | W | 26-17 |
| 10/17 | at Giants | S | 3 | 19 | 6.3 | 18 | 0 | 0 | 0 | 0.0 | 0 | 0 | W | 38-11 |
| 10/24 | Lions | S | 4 | 43 | 10.8 | 22 | 1 | 0 | 0 | 0.0 | 0 | 0 | W | 28-19 |
| 10/31 | at Texans | S | 3 | 88 | 29.3 | 68 | 0 | 0 | 0 | 0.0 | 0 | 0 | W | 38-22 |
| 11/07 | Titans | S | 3 | 41 | 13.7 | 20 | 0 | 0 | 0 | 0.0 | 0 | 0 | L | 16-28 |
| 11/15 | at 49ers | S | 3 | 54 | 18.0 | 33 | 0 | 0 | 0 | 0.0 | 0 | 0 | L | 10-31 |
| 11/28 | at Packers | S | 3 | 93 | 31.0 | 79t | 1 | 0 | 0 | 0.0 | 0 | 0 | L | 28-36 |
| 12/05 | Jaguars | S | 6 | 41 | 6.8 | 19 | 1 | 0 | 0 | 0.0 | 0 | 0 | W | 37-7 |
| 12/13 | at Cardinals | S | 2 | 58 | 29.0 | 52t | 1 | 1 | 10 | 10.0 | 10 | 0 | W | 30-23 |
| 12/21 | Seahawks | S | 2 | 23 | 11.5 | 18 | 0 | 1 | 10 | 10.0 | 10 | 0 | W | 20-10 |
| 12/26 | at Vikings | S | 1 | 6 | 6.0 | 6 | 0 | 0 | 0 | 0.0 | 0 | 0 | W | 30-23 |
| 01/02 | at Ravens | S | 4 | 63 | 15.8 | 35 | 0 | 0 | 0 | 0.0 | 0 | 0 | W | 20-19 |
| 01/09 | 49ers | S | 2 | 31 | 15.5 | 24 | 0 | 0 | 0 | 0.0 | 0 | 0 | L | 24-27+ |
| 2021 TOTALS | | 17-17 | 50 | 802 | 16.0 | 79T | 6 | 2 | 20 | 10.0 | 10 | 0 | 12-5 | |

+ - Overtime

2020 GAME-BY-GAME REGULAR-SEASON STATISTICS (RAMS)


| DATE | OPPONENT | P/S | RECEIVING | | | | | RUSHING | | | | | W/L | SCORE |
|-------------|------------------|------|-----------|------|------|----|----|---------|------|------|----|----|------|-------|
| | | | NO. | YDS. | AVG. | LG | TD | NO. | YDS. | AVG. | LG | TD | | |
| 09/13 | Cowboys | P | 1 | 31 | 31.0 | 31 | 0 | 0 | 0 | 0.0 | 0 | 0 | W | 20-17 |
| 09/20 | at Eagles | P | 4 | 45 | 11.3 | 21 | 0 | 1 | -1 | -1.0 | -1 | 0 | W | 37-19 |
| 09/27 | at Bills | P | 0 | 0 | 0.0 | 0 | 0 | 0 | 0 | 0.0 | 0 | 0 | L | 32-35 |
| 10/04 | Giants | P | 0 | 0 | 0.0 | 0 | 0 | 0 | 0 | 0.0 | 0 | 0 | W | 17-9 |
| 10/11 | at Football Team | P | 0 | 0 | 0.0 | 0 | 0 | 0 | 0 | 0.0 | 0 | 0 | W | 30-10 |
| 10/18 | at 49ers | P | 1 | 8 | 8.0 | 8 | 0 | 0 | 0 | 0.0 | 0 | 0 | L | 16-24 |
| 10/26 | Bears | P | 1 | 14 | 14.0 | 14 | 0 | 0 | 0 | 0.0 | 0 | 0 | W | 24-10 |
| 11/01 | at Dolphins | P | 2 | 23 | 11.5 | 15 | 0 | 0 | 0 | 0.0 | 0 | 0 | L | 17-28 |
| 11/15 | Seahawks | P | 1 | 15 | 15.0 | 15 | 0 | 0 | 0 | 0.0 | 0 | 0 | W | 23-16 |
| 11/23 | at Buccaneers | P | 1 | 7 | 7.0 | 7t | 1 | 0 | 0 | 0.0 | 0 | 0 | W | 27-24 |
| 11/29 | 49ers | P | 0 | 0 | 0.0 | 0 | 0 | 0 | 0 | 0.0 | 0 | 0 | L | 20-23 |
| 12/06 | at Cardinals | P | 4 | 27 | 6.8 | 9 | 0 | 0 | 0 | 0.0 | 0 | 0 | W | 38-28 |
| 12/10 | Patriots | P | 0 | 0 | 0.0 | 0 | 0 | 0 | 0 | 0.0 | 0 | 0 | W | 24-3 |
| 12/20 | Jets | P | 0 | 0 | 0.0 | 0 | 0 | 0 | 0 | 0.0 | 0 | 0 | L | 20-23 |
| 12/27 | at Seahawks | P | 0 | 0 | 0.0 | 0 | 0 | 0 | 0 | 0.0 | 0 | 0 | L | 9-20 |
| 01/03 | Cardinals | P | 4 | 50 | 12.5 | 19 | 0 | 0 | 0 | 0.0 | 0 | 0 | W | 18-7 |
| 2020 TOTALS | | 16-0 | 19 | 220 | 11.6 | 31 | 1 | 1 | -1 | -1.0 | -1 | 0 | 10-6 | |

2021 GAME-BY-GAME POSTSEASON STATISTICS (RAMS)

| DATE | OPPONENT | P/S | RECEIVING | | | | | RUSHING | | | | | W/L | SCORE |
|-------------|---------------|-----|-----------|------|------|----|----|---------|------|------|----|----|-----|-------|
| | | | NO. | YDS. | AVG. | LG | TD | NO. | YDS. | AVG. | LG | TD | | |
| 01/17 | Cardinals | S | 1 | 41 | 41.0 | 41 | 0 | 0 | 0 | 0.0 | 0 | 0 | W | 34-11 |
| 01/23 | at Buccaneers | S | 2 | 29 | 14.5 | 18 | 0 | 1 | 15 | 15.0 | 15 | 0 | W | 30-27 |
| 01/30 | 49ers | S | 2 | 9 | 4.5 | 6 | 0 | 0 | 0 | 0.0 | 0 | 0 | W | 20-17 |
| 02/13 | at Bengals | S | 4 | 23 | 5.8 | 13 | 0 | 0 | 0 | 0.0 | 0 | 0 | W | 23-20 |
| 2021 TOTALS | | 4-4 | 9 | 102 | 11.3 | 41 | 0 | 1 | 15 | 15.0 | 15 | 0 | 4-0 | |

2020 GAME-BY-GAME POSTSEASON STATISTICS (RAMS)

| DATE | OPPONENT | P/S | RECEIVING | | | | | RUSHING | | | | | W/L | SCORE |
|-------------|-------------|-----|-----------|------|------|----|----|---------|------|------|----|----|-----|-------|
| | | | NO. | YDS. | AVG. | LG | TD | NO. | YDS. | AVG. | LG | TD | | |
| 01/09 | at Seahawks | P | 0 | 0 | 0.0 | 0 | 0 | 0 | 0 | 0.0 | 0 | 0 | W | 30-20 |
| 01/16 | at Packers | S | 6 | 46 | 7.7 | 16 | 1 | 0 | 0 | 0.0 | 0 | 0 | L | 18-32 |
| 2020 TOTALS | | 2-1 | 6 | 46 | 7.7 | 16 | 1 | 0 | 0 | 0.0 | 0 | 0 | 1-1 | |



BRODERICK ^{OT} JONES

HEIGHT: 6-5
WEIGHT: 311
COLLEGE: Georgia
BORN: May 16, 2001

HOW ACQUIRED: D1 '23
NFL EXPERIENCE: 2nd year
BIRTHPLACE: Lithonia, GA



PRO CAREER

- ✦ Has played in 17 regular-season games (11 starts) in his one-year NFL career (Pittsburgh 2023)
- ✦ Made NFL debut in Week 1 of 2023 (vs. San Francisco)
- ✦ Made NFL starting debut in Week 5 of 2023 (vs. Baltimore)

2023 (STEELERS)

- ✦ Played in all 17 regular-season games (11 starts) at right tackle
- ✦ Allowed four sacks and whistled for two penalties all season, according to Pro Football Focus
- ✦ Blocked for RB Najee Harris to run for 1,000-plus yards on the season, including a season-high 122 yards in Week 17 at Seattle
- ✦ Helped a Pittsburgh rush offense rank in the top five after Week 9 in rushes (323, 1st), rush yards (1,452, 2nd), longest rush (74t, 2nd), yards after contact/rush (3.37, 2nd), 10+ yard rushes (39, 4th), first downs by rush (79, 3rd), rush TDs (13, t-2nd), rushes/game (32.3, 2nd), rush yards/game (145.2, 2nd) and 10+ yard rushes/game (3.90, 5th)
- ✦ Part of an offensive line that did not allow a sack in two games and just one sack in four games
- ✦ Played all 766 offensive snaps

TRANSACTIONS

- ✦ Signed four-year contract with Pittsburgh on June 23, 2023
- ✦ Drafted by the Steelers in the first round (14th overall) of the 2023 NFL Draft

PERSONAL

- ✦ Selected to represent Team Pressure in the 2020 Under Armour All-America Game, where he was regarded as one of the top offensive linemen
- ✦ 247sports.com composite five-star prospect
- ✦ Ranked as the No. 11 prospect nationally, the No. 2 offensive tackle prospect and No. 3 prospect from the state of Georgia
- ✦ ESPN.com five-star prospect, the No. 9 prospect nationally, No. 1 offensive tackle prospect nationally, No. 5 prospect in the Southeast region and No. 3 in Georgia
- ✦ PrepStar Magazine five-star prospect, ranked No. 18 prospect nationally, the No. 2 offensive tackle and a member of the Team 150 Dream Team
- ✦ Rivals.com five-star prospect, No. 5 prospect nationally, No. 2 offensive tackle nationally, No. 2 player from Georgia
- ✦ Named a unanimous selection to the 2019 Class 5A All-State First Team offense by the Georgia Sports Writers Association and the Atlanta Journal-Constitution
- ✦ As a senior, he led the Bulldogs to wins in three of their last four region games to claim a No. 3 seed in the GHSA Class 5A playoffs
- ✦ Paved the way for a Lithonia offense that averaged 25.1 points per game in the regular season, as well as 3,106 yards of offense (282.4 yards per game)
- ✦ Registered 11 pancake blocks on the line, as well as 17 tackles, five tackles for loss and four sacks for 36 yards lost as a defensive tackle
- ✦ 2019 AJC Super 11 selection, joining 28 previous Super 11 honorees to play under head coach Kirby Smart at Georgia
- ✦ Named to the USA Today 2018 ALL-USA Georgia First Team offense following his junior campaign, as well as a Class 5A first team selection by the Georgia Association of Coaches
- ✦ Tabbed for the 2018 MaxPreps Preseason Junior All-American Second Team offense
- ✦ Competed at the 2019 Under Armour Future 50 event as a junior, emerging as one of the nation's top offensive linemen
- ✦ Skilled post player on the Lithonia varsity basketball team, helping lead the Bulldogs to the Class 5A Final Four with a 21-10 record (10-3 in Region 5) as a junior
- ✦ Full name Broderick Bernard Jones
- ✦ Recipient of the Heyward Allen Football Scholarship

COLLEGE

- ✦ Appeared in 32 games (19 starts) at Georgia (2020-22)
- ✦ Helped the Bulldogs to consecutive National Championships (2021, 2022)
- ✦ Named Associated Press All-SEC First-Team in 2022
- ✦ Allowed just two sacks (both in 2021) on 636 career pass block snaps
- ✦ Named Coaches' Freshman All-SEC Team in 2021
- ✦ Played in every game, starting the last four games of the regular season at left tackle for Georgia's nation title-winning season in 2021

BRODERICK JONES' NFL REGULAR SEASON STATISTICS

| DATE | TEAM | GP | GS |
|-------------------|----------|-----------|-----------|
| 2023 | Steelers | 17 | 11 |
| 2024 | Steelers | 1 | 1 |
| NFL TOTALS | | 18 | 12 |

BRODERICK JONES' NFL POSTSEASON STATISTICS

| DATE | TEAM | GP | GS |
|-------------------|----------|----------|----------|
| 2023 | Steelers | 1 | 1 |
| NFL TOTALS | | 1 | 1 |

2024 GAME-BY-GAME REGULAR-SEASON STATISTICS (STEELERS)

| DATE | OPPONENT | P/S | W/L | SCORE |
|--------------------|------------|-----|------------|-------|
| 09/08 | at Falcons | S | W | 18-10 |
| 2024 TOTALS | | | 1-0 | |

2023 GAME-BY-GAME REGULAR-SEASON STATISTICS (STEELERS)

| DATE | OPPONENT | P/S | W/L | SCORE |
|--------------------|-------------|-----|-------------|-------|
| 09/10 | 49ers | P | L | 7-30 |
| 09/18 | Browns | P | W | 26-22 |
| 09/24 | at Raiders | P | W | 23-18 |
| 10/01 | at Texans | P | L | 6-30 |
| 10/08 | Ravens | S | W | 17-10 |
| 10/22 | at Rams | P | W | 24-17 |
| 10/29 | Jaguars | P | L | 10-20 |
| 11/02 | Titans | S | W | 20-16 |
| 11/12 | Packers | S | W | 23-19 |
| 11/19 | at Browns | S | L | 10-13 |
| 11/26 | at Bengals | S | W | 16-10 |
| 12/03 | Cardinals | S | L | 10-24 |
| 12/07 | Patriots | S | L | 18-21 |
| 12/16 | at Colts | S | L | 13-30 |
| 12/23 | Bengals | S | W | 34-11 |
| 12/31 | at Seahawks | S | W | 30-23 |
| 01/06 | at Ravens | S | W | 17-10 |
| 2023 TOTALS | | | 10-7 | |

2023 GAME-BY-GAME POSTSEASON STATISTICS (STEELERS)

| DATE | OPPONENT | P/S | W/L | SCORE |
|--------------------|----------|-----|------------|-------|
| 01/15 | at Bills | S | L | 17-31 |
| 2023 TOTALS | | | 0-1 | |



DAMONTAE^s KAZEE

HEIGHT: 5-11
WEIGHT: 174
COLLEGE: San Diego State
BORN: June 5, 1993

HOW ACQUIRED: FA '22
NFL EXPERIENCE: 8th year
BIRTHPLACE: San Bernardino, CA



PRO CAREER

- ✦ Has played in 92 games (62 starts) in his seven-year NFL career (Atlanta, 2017-20; Dallas, 2021; Pittsburgh, 2022-23)
- ✦ Has registered 318 tackles (218 solo), three tackles for loss, 22 passes defended, 16 interceptions, seven forced fumbles and two fumble recoveries
- ✦ As a rookie in 2017, played in all 16 games before earning the starting role in his second season (2018), where he started the final 15 games
- ✦ Finished with career-highs in tackles (80), interceptions (seven) and passes defended (10) in 2018
- ✦ His seven interceptions in 2018 were tied for the most in the NFL
- ✦ Made NFL debut in Week 1 of 2017 (at Chicago)
- ✦ Made NFL starting debut in Week 4 of 2017 (vs. Buffalo)

2023 (STEELERS)

- ✦ Played in 14 regular-season games (nine starts)
- ✦ Registered 61 tackles (45 solo), two interceptions, three passes defended and two fumble recoveries
- ✦ Picked off Green Bay QB Jordan Love on the Packers' final drive of the game to secure a 23-19 victory in Week 10
- ✦ Registered an interception from Jacksonville QB Trevor Lawrence and returned it for seven yards in Week 8
- ✦ Recorded six tackles (six solo) and recovered a fumble in Week 2 vs. Cleveland
- ✦ Recovered a fumble in Week 5 vs. Baltimore

2022 (STEELERS)

- ✦ Played in nine regular-season games (four starts) after spending the first 10 weeks of the season on the Reserve/Injured List
- ✦ Registered 19 tackles (11 solo), two interceptions and two passes defended
- ✦ Picked off Saints QB Andy Dalton in his first game with Pittsburgh in Week 10
- ✦ Caught an interception from Browns QB Deshaun Watson and returned it for 12 yards in Week 18

2021 (COWBOYS)

- ✦ Played in 17 regular-season games (15 starts)
- ✦ Recorded 51 tackles (34 solo), four passes defended, two forced fumbles and two interceptions
- ✦ Registered eight tackles (three solo) in one postseason start vs. San Francisco

2020 (FALCONS)

- ✦ Started the first four regular-season games, before an Achilles injury forced him on Reserve/Injured for the remainder of the season
- ✦ Registered 20 tackles (17 solo) and a forced fumble
- ✦ Recorded a season-best eight tackles in Week 2 at Dallas
- ✦ Forced a fumble in Week 3 vs. Chicago
- ✦ Registered five tackles (three solo) in two quarters in Week 4 at Green Bay before suffering the injury

2019 (FALCONS)

- ✦ Played in all 16 regular-season games for the third straight season (14 starts)
- ✦ Registered 69 tackles, two tackles for loss, three interceptions and three breakups with five tackles and a forced fumble on special teams
- ✦ Recorded an interception in Week 11 at Carolina, then tied his career-best with nine tackles in Week 12 vs. Tampa Bay
- ✦ Notched his first career multi-interception game, picking off two passes while also forcing a fumble on special teams in Week 14 vs. Carolina

2018 (FALCONS)

- ✦ Played in all 16 regular-season games (15 starts) and registered career-highs in tackles (80), interceptions (seven - tied for the NFL lead) and pass breakups (10), along with a forced fumble on defense while adding two tackles on special teams
- ✦ Tied his career-high with nine tackles in Week 3 vs. New Orleans before starting a string of three consecutive games with an interception - the first of his career coming in Week 4 vs. Cincinnati, followed by one each in Week 5 at Pittsburgh and Week 6 vs. Tampa Bay
- ✦ Had a pick in back-to-back games in Week 9 at Washington and Week 10 at Cleveland then had one more in Week 12 at New Orleans
- ✦ Registered five tackles (four solo) and his seventh interception in Week 17 at Tampa Bay

2017 (FALCONS)

- ✦ Played in all 16 regular-season games (one start), and tallied 18 tackles and a forced fumble while tallying five stops and a forced fumble on special teams
- ✦ Added three special teams stops and a forced fumble in three postseason games played
- ✦ Made his NFL debut in the opener at Chicago and had a tackle, a stop and forced fumble on special teams
- ✦ Made his first career start in Week 4 vs. Buffalo and led the team with a career-best nine tackles along with a forced fumble
- ✦ Notched a five-tackle game in Week 12 vs. Tampa Bay
- ✦ Appeared in his first postseason contest, finishing the Wild Card Game at L.A. Rams with three tackles and a forced fumble on special teams

TRANSACTIONS

- ✦ Signed a two-year contract with Pittsburgh on Mar. 14, 2023
- ✦ Signed a one-year contract with Pittsburgh on May 1, 2022
- ✦ Signed a one-year contract with Dallas on Mar. 26, 2021
- ✦ Signed a four-year contract with Atlanta on May 9, 2017
- ✦ Drafted by the Falcons in the fifth round (149th overall) of the 2017 NFL Draft

PERSONAL

- ✦ Three-time all-CIF athlete who played both sides of the ball at Cajon High in San Bernardino, Calif.
- ✦ Helped the Cowboys to a 9-2 overall record in 2011, including a 6-1 mark in league play
- ✦ Recorded 27 tackles, two interceptions and a forced fumble on defense during his senior year
- ✦ Scouts, Inc. rated him as a three-star recruit and gave him a grade of 75
- ✦ In high school, he lettered in football, basketball and track
- ✦ Full name is Damontae T. Kazee
- ✦ Born June 5, 1993, in San Bernardino, Calif.
- ✦ Son of La-trease and Walter Kazee
- ✦ Has three brothers and two sisters
- ✦ Brother, Walter, was a four-year running back for the Aztecs from 2009-12
- ✦ Graduated with a degree in criminal justice

COLLEGE

- ✦ Played in 53 games (41 starts)
- ✦ Started the final 41 games he played at cornerback for San Diego State and left as the school's all-time interceptions leader (17), while ranking sixth with 30 breakups, tied for sixth with six forced fumbles and seventh with 214 interception yards
- ✦ Became the first player in program history with six-or-more picks in consecutive seasons and was a two-time Mountain West Defensive Player of the Year as a junior and senior (2015-16)
- ✦ Became the first cornerback in Mountain West Conference history to win the defensive player of the year award twice and the fifth player overall, joining Tank Carder (2010-11 at TCU), Jerry Hughes (2008-09 at TCU), Eric Weddle (2005-06 at Utah) and Kirk Morrison (2003-04 at San Diego State)
- ✦ Ended his senior campaign with 65 tackles, three for loss, seven interceptions (one returned for a touchdown), eight breakups and a hurry
- ✦ Picked off a team-high eight passes to go along with 75 tackles, 5.5 for loss, seven breakups and two forced fumbles in 14 starts in 2015
- ✦ As a sophomore, earned All-Conference second-team honors, starting all 13 games and posting 58 tackles while leading the team with 13 breakups to go with an interception, a fumble recovery, four stops for losses and two hurries
- ✦ Notched 41 tackles, four forced fumbles, two breakups, an interception, a sack and a blocked kick as a redshirt freshman
- ✦ Redshirted as a true freshman in 2012

REGULAR SEASON COMPARISON: DEFENSIVE - DENVER BRONCOS

| DATE | OPP | W/L | GP/GS | TACKLES | | | | | | | SACK | YDS. | INT | TFL | PD | QBH | TD | MISC | | |
|---------------|-------------|-----|-------|---------|------|------|----|----|-----|-----|------|------|-----|-----|----|-----|----|------|---|----|
| | | | | TOT | SOLO | ASST | FF | FR | FF | FR | | | | | | | | S | A | FR |
| 11/7/21 | DAL vs. DEN | L | S | 1 | 0 | 1 | 0 | 1 | 0.0 | 0.0 | 0 | 0 | 0 | 0 | 0 | 0 | 0 | 0 | 0 | 0 |
| TOTALS | | 0/1 | 1/1 | 1 | 0 | 1 | 0 | 1 | 0.0 | 0.0 | 0 | 0 | 0 | 0 | 0 | 0 | 0 | 0 | 0 | 0 |

DAMONTAE KAZEE'S NFL REGULAR SEASON DEFENSIVE STATISTICS

| DATE | TEAM | GP | GS | TACKLES | | | | | | | INTERCEPTIONS | | | | | O. FUMB | | | | | ST | | | MISC. | | |
|-------------------|----------|----|----|---------|-----|-----|-----|-----|-----|-----|---------------|----|-----|----|----|---------|----|----|----|-----|----|----|---|-------|----|---|
| | | | | TK | S | A | TFL | YDS | SK | YDS | QBH | NO | YDS | LG | TD | PD | FF | FR | TD | YDS | TK | S | A | FF | FR | S |
| 2017 | Falcons | 16 | 1 | 18 | 10 | 8 | 0 | 0 | 0.0 | 0.0 | 0 | 0 | 0 | 0 | 0 | 1 | 0 | 0 | 0 | 5 | 4 | 1 | 1 | 0 | 0 | 0 |
| 2018 | Falcons | 16 | 15 | 80 | 58 | 22 | 1 | 1 | 0.0 | 0.0 | 0 | 7 | 54 | 33 | 0 | 10 | 1 | 0 | 0 | 2 | 2 | 0 | 0 | 0 | 0 | 0 |
| 2019 | Falcons | 16 | 14 | 69 | 42 | 27 | 2 | 1 | 0.0 | 0.0 | 0 | 3 | 53 | 22 | 0 | 3 | 0 | 0 | 0 | 5 | 4 | 1 | 1 | 0 | 0 | 0 |
| 2020 | Falcons | 4 | 4 | 20 | 17 | 3 | 0 | 0 | 0.0 | 0.0 | 0 | 0 | 0 | 0 | 0 | 1 | 0 | 0 | 0 | 0 | 0 | 0 | 0 | 0 | 0 | 0 |
| 2021 | Cowboys | 17 | 15 | 51 | 34 | 17 | 0 | 0 | 0.0 | 0.0 | 0 | 2 | 8 | 8 | 4 | 2 | 0 | 0 | 1 | 1 | 0 | 0 | 0 | 0 | 0 | 0 |
| 2022 | Steelers | 9 | 4 | 19 | 11 | 8 | 0 | 0 | 0.0 | 0.0 | 0 | 2 | 14 | 12 | 0 | 2 | 0 | 0 | 0 | 1 | 0 | 1 | 0 | 0 | 0 | 0 |
| 2023 | Steelers | 14 | 9 | 61 | 46 | 15 | 0 | 0 | 0.0 | 0.0 | 0 | 2 | 37 | 30 | 0 | 3 | 2 | 0 | 1 | 0 | 0 | 0 | 0 | 0 | 0 | 0 |
| 2024 | Steelers | 1 | 0 | 3 | 3 | 0 | 0 | 0 | 0.0 | 0.0 | 0 | 0 | 0 | 0 | 0 | 0 | 0 | 0 | 0 | 0 | 0 | 0 | 0 | 0 | 0 | 0 |
| NFL TOTALS | | 93 | 62 | 321 | 221 | 100 | 3 | 2 | 0.0 | 0.0 | 0 | 16 | 166 | 33 | 0 | 22 | 5 | 2 | 0 | 1 | 14 | 11 | 3 | 2 | 0 | 0 |

DAMONTAE KAZEE'S NFL POSTSEASON DEFENSIVE STATISTICS


| DATE | TEAM | GP | GS | TACKLES | | | | | | | INTERCEPTIONS | | | | | O. FUMB | | | | | ST | | | MISC. | | |
|-------------------|----------|----|----|---------|---|---|-----|-----|-----|-----|---------------|----|-----|----|----|---------|----|----|----|-----|----|---|---|-------|----|---|
| | | | | TK | S | A | TFL | YDS | SK | YDS | QBH | NO | YDS | LG | TD | PD | FF | FR | TD | YDS | TK | S | A | FF | FR | S |
| 2017 | Falcons | 2 | 0 | 0 | 0 | 0 | 0 | 0 | 0.0 | 0.0 | 0 | 0 | 0 | 0 | 0 | 0 | 0 | 0 | 0 | 3 | 3 | 0 | 1 | 0 | 0 | 0 |
| 2021 | Cowboys | 1 | 1 | 8 | 3 | 5 | 0 | 0 | 0.0 | 0.0 | 0 | 0 | 0 | 0 | 0 | 0 | 0 | 0 | 0 | 0 | 0 | 0 | 0 | 0 | 0 | 0 |
| 2023 | Steelers | 1 | 1 | 2 | 1 | 1 | 0 | 0 | 0.0 | 0.0 | 0 | 0 | 0 | 0 | 0 | 0 | 0 | 0 | 0 | 0 | 0 | 0 | 0 | 0 | 0 | 0 |
| NFL TOTALS | | 4 | 2 | 10 | 4 | 6 | 0 | 0 | 0.0 | 0.0 | 0 | 0 | 0 | 0 | 0 | 0 | 0 | 0 | 0 | 3 | 3 | 0 | 1 | 0 | 0 | 0 |

2017 GAME-BY-GAME REGULAR-SEASON STATISTICS (FALCONS)

| DATE | OPPONENT | P/S | TACKLES | | | | | | | INTERCEPTIONS | | | | | O. FUMB | | | ST | | | | MISC | | SCORE | | | |
|--------------------|---------------|-------------|-----------|-----------|----------|------------|------------|----------|----------|---------------|----------|----------|----------|----------|----------|----------|----------|----------|----------|----------|----------|----------|----------|----------|-------------|---|-------|
| | | | TK | S | A | SK | YDS | TFL | YDS | QBH | NO | YDS | LG | TD | PD | FF | FR | TD | YDS | TK | S | A | FF | | FR | S | A |
| 09/10 | at Bears | P | 1 | 1 | 0 | 0.0 | 0.0 | 0 | 0 | 0 | 0 | 0 | 0 | 0 | 0 | 0 | 0 | 0 | 1 | 1 | 0 | 1 | 0 | 0 | 0 | W | 23-17 |
| 09/17 | Packers | P | 0 | 0 | 0 | 0.0 | 0.0 | 0 | 0 | 0 | 0 | 0 | 0 | 0 | 0 | 0 | 0 | 0 | 0 | 0 | 0 | 0 | 0 | 0 | 0 | W | 34-23 |
| 09/24 | at Lions | P | 0 | 0 | 0 | 0.0 | 0.0 | 0 | 0 | 0 | 0 | 0 | 0 | 0 | 0 | 0 | 0 | 0 | 0 | 0 | 0 | 0 | 0 | 0 | 0 | W | 30-26 |
| 10/01 | Bills | S | 9 | 4 | 5 | 0.0 | 0.0 | 0 | 0 | 0 | 0 | 0 | 0 | 0 | 1 | 0 | 0 | 0 | 0 | 0 | 0 | 0 | 0 | 0 | 0 | L | 17-23 |
| 10/15 | Dolphins | P | 0 | 0 | 0 | 0.0 | 0.0 | 0 | 0 | 0 | 0 | 0 | 0 | 0 | 0 | 0 | 0 | 0 | 0 | 0 | 0 | 0 | 0 | 0 | 0 | L | 17-20 |
| 10/22 | at Patriots | P | 0 | 0 | 0 | 0.0 | 0.0 | 0 | 0 | 0 | 0 | 0 | 0 | 0 | 0 | 0 | 0 | 0 | 0 | 0 | 0 | 0 | 0 | 0 | 0 | L | 7-23 |
| 10/29 | at Jets | P | 0 | 0 | 0 | 0.0 | 0.0 | 0 | 0 | 0 | 0 | 0 | 0 | 0 | 0 | 0 | 0 | 0 | 0 | 0 | 0 | 0 | 0 | 0 | 0 | W | 25-20 |
| 11/05 | at Panthers | P | 0 | 0 | 0 | 0.0 | 0.0 | 0 | 0 | 0 | 0 | 0 | 0 | 0 | 0 | 0 | 0 | 0 | 0 | 0 | 0 | 0 | 0 | 0 | 0 | L | 17-20 |
| 11/12 | Cowboys | P | 0 | 0 | 0 | 0.0 | 0.0 | 0 | 0 | 0 | 0 | 0 | 0 | 0 | 0 | 0 | 0 | 0 | 0 | 0 | 0 | 0 | 0 | 0 | 0 | W | 27-7 |
| 11/20 | at Seahawks | P | 1 | 1 | 0 | 0.0 | 0.0 | 0 | 0 | 0 | 0 | 0 | 0 | 0 | 0 | 0 | 0 | 0 | 1 | 1 | 0 | 0 | 0 | 0 | 0 | W | 34-31 |
| 11/26 | Buccaneers | P | 5 | 3 | 2 | 0.0 | 0.0 | 0 | 0 | 0 | 0 | 0 | 0 | 0 | 0 | 0 | 0 | 0 | 0 | 0 | 0 | 0 | 0 | 0 | 0 | W | 34-20 |
| 12/03 | Vikings | P | 2 | 1 | 1 | 0.0 | 0.0 | 0 | 0 | 0 | 0 | 0 | 0 | 0 | 0 | 0 | 0 | 0 | 0 | 0 | 0 | 0 | 0 | 0 | 0 | L | 9-14 |
| 12/07 | Saints | P | 0 | 0 | 0 | 0.0 | 0.0 | 0 | 0 | 0 | 0 | 0 | 0 | 0 | 0 | 0 | 0 | 0 | 2 | 1 | 1 | 0 | 0 | 0 | 0 | W | 20-17 |
| 12/18 | at Buccaneers | P | 0 | 0 | 0 | 0.0 | 0.0 | 0 | 0 | 0 | 0 | 0 | 0 | 0 | 0 | 0 | 0 | 0 | 1 | 1 | 0 | 0 | 0 | 0 | 0 | W | 24-21 |
| 12/24 | at Saints | P | 0 | 0 | 0 | 0.0 | 0.0 | 0 | 0 | 0 | 0 | 0 | 0 | 0 | 0 | 0 | 0 | 0 | 0 | 0 | 0 | 0 | 0 | 0 | 0 | L | 13-23 |
| 12/31 | Panthers | P | 0 | 0 | 0 | 0.0 | 0.0 | 0 | 0 | 0 | 0 | 0 | 0 | 0 | 0 | 0 | 0 | 0 | 0 | 0 | 0 | 0 | 0 | 0 | 0 | W | 22-10 |
| 2017 TOTALS | | 16-1 | 18 | 10 | 8 | 0.0 | 0.0 | 0 | 0 | 0 | 0 | 0 | 0 | 0 | 1 | 0 | 0 | 5 | 4 | 1 | 1 | 0 | 0 | 0 | 10-6 | | |

2023 GAME-BY-GAME POSTSEASON STATISTICS (STEELERS)

| DATE | OPPONENT | P/S | TACKLES | | | | | | | INTERCEPTIONS | | | | | O. FUMB | | | ST | | | | MISC | | SCORE | | | |
|--------------------|----------|------------|----------|----------|----------|------------|------------|----------|----------|---------------|----------|----------|----------|----------|----------|----------|----------|----------|----------|----------|----------|----------|----------|----------|----------|------------|-------|
| | | | TK | S | A | SK | YDS | TFL | YDS | QBH | NO | YDS | LG | TD | PD | FF | FR | TD | YDS | TK | S | A | FF | | FR | S | A |
| 01/15 | at Bills | S | 2 | 1 | 1 | 0.0 | 0.0 | 0 | 0 | 0 | 0 | 0 | 0 | 0 | 0 | 0 | 0 | 0 | 0 | 0 | 0 | 0 | 0 | 0 | 0 | L | 17-31 |
| 2023 TOTALS | | 1-1 | 2 | 1 | 1 | 0.0 | 0.0 | 0 | 0 | 0 | 0 | 0 | 0 | 0 | 0 | 0 | 0 | 0 | 0 | 0 | 0 | 0 | 0 | 0 | 0 | 0-1 | |



MILES ^s
KILLEBREW

HEIGHT: 6-2
WEIGHT: 222
COLLEGE: Southern Utah
BORN: May 10, 1993

HOW ACQUIRED: FA '22
NFL EXPERIENCE: 9th year
BIRTHPLACE: Henderson, NV



PRO CAREER

- ✦ Has played in 129 games (five starts) over his eight-year NFL career (Detroit 2016-20; Steelers 2021-23)
- ✦ 2023 Pro Bowler
- ✦ 2023 Associated Press First Team All-Pro
- ✦ 2023 Pro Football Writers of America (PFWA) All-NFL team
- ✦ Steelers two-time special teams captain (2022-23)
- ✦ Has registered 75 tackles (60 solo), six passes defended, two interceptions, three tackles for loss, two quarterback hits, one forced fumble and one interception return for TD
- ✦ Since entering the NFL in 2016, Killebrew has 73 tackles on special teams, which is the fifth-most in the League in that span
- ✦ Since entering the NFL in 2016, Killebrew has 59 solo tackles on special teams, which is the fourth-most in the League in that span
- ✦ Since entering the NFL in 2016, Killebrew has blocked four punts on special teams, which is tied for the most in the League in that span
- ✦ Since entering the NFL in 2016, Killebrew has logged 2,542 snaps on special teams, which is the second-most in the League in that span
- ✦ Ranked tied for second in the NFL with 13 solo special teams' tackles in 2019, while his 15 total special teams' tackles ranked fourth
- ✦ Since signing with the Steelers in 2021, his three blocked punts are tied for the most by any team in the League, let alone individual player
- ✦ Leads the NFL with three punts blocked since the start of the 2021 season
- ✦ His four career blocked punts are tied for the most by any active player in the League
- ✦ His 15 special teams' tackles in 2019 were a career-high and the most by a Lion since DB Don Carey had 16 in 2015
- ✦ Recorded his first-career interception for a touchdown and notched three tackles in Week 1 of 2017 vs. Arizona
- ✦ Appeared in all 16 games his rookie season in 2016 and recorded his first career interception against Saints QB Drew Brees in Week 13 at New Orleans
- ✦ Highest draft pick in Southern Utah history
- ✦ Made NFL debut in Week 1 of 2016 (at Indianapolis)
- ✦ Made NFL starting debut in Week 3 of 2017 (vs. Atlanta)

2023 (STEELERS)

- ✦ Played in all 17 regular-season games primarily on special teams, recording 13 tackles (11 solo)
- ✦ Was named a 2023 team captain for his role on special teams
- ✦ Started at safety in Week 12 at Cincinnati
- ✦ His 13 tackles on special teams were tied for the second-most in the NFL
- ✦ His 11 solo tackles on special teams were tied for the most in the NFL

2022 (STEELERS)

- ✦ Played in all 17 regular-season games (no starts) primarily on special teams, recording four tackles
- ✦ Was named a 2022 team captain for his role on special teams

2021 (STEELERS)

- ✦ Playing in all 17 regular-season games
- ✦ Recorded the second blocked punt of his career in Week 1 at Buffalo - the punt was recovered and returned by LB Ulysees Gilbert for a Steelers touchdown
- ✦ Recorded the third blocked punt of his career in Week 11 at L.A. Chargers, which led to a Steelers touchdown
- ✦ The first player in Steelers to block multiple punts in the same season since 1960

2020 (LIONS)

- ✦ Appeared in 15 regular-season games
- ✦ Recorded 12 tackles on special teams
- ✦ Recorded two special teams tackles in Week 4 at New Orleans
- ✦ Blocked a punt for the first time in his career, which lead to a Detroit TD, in Week 8 vs. Indianapolis

2019 (LIONS)

- ✦ Appeared in 15 regular-season games (one start)
- ✦ Accumulated a career-high 15 total special teams' tackles, marking the most by a Lions player since 2015 (DB Don Carey, 16)
- ✦ Saw action on special teams, recording two special teams tackles in Week 1 at Arizona
- ✦ Saw action on defense for an injured S Tavon Wilson, recording two solo tackles in Week 8 vs. the N.Y. Giants
- ✦ Played his most defensive snaps of the season (57) and recorded a season-best three solo tackles in Week 17 vs. Green Bay

2018 (LIONS)

- ✦ Played in all 16 regular-season games
- ✦ Recorded one special teams' tackle against the New England Patriots in Week 3
- ✦ Posted two special teams' tackles, tying a career-best, against the Rams in Week 13

2017 (LIONS)

- ✦ Played in 16 regular-season games (three starts)
- ✦ Recorded three tackles and first career interception for a TD in Week 1 against Arizona
- ✦ Appeared in Week 2 at N.Y. Giants and registered three tackles and a pass defended
- ✦ Recorded first career start in Week 3 against Atlanta and tied for a game-high eight tackles
- ✦ Totaled three tackles and tied a career-high with two passes defended in Week 4 at Minnesota
- ✦ Totaled two tackles and a forced fumble in Week 6 at New Orleans
- ✦ Totaled two tackles in Week 8 against Pittsburgh
- ✦ Recorded a tackle on defense and special teams in Week 9 at Green Bay
- ✦ Recorded two tackles, one quarterback hit, and one tackle on special teams in Week 12 against Minnesota
- ✦ Totaled three tackles in Week 13 at Baltimore

2016 (LIONS)

- ✦ Played in all 16 regular-season games
- ✦ Made his NFL debut by contributing on special teams in Week 1 at Indianapolis
- ✦ Played 17 snaps on special teams in Week 3 at Green Bay
- ✦ Recorded his first NFL tackle in Week 4 at Chicago
- ✦ Played 19 snaps on special teams and six on defense in Week 6 vs. Los Angeles
- ✦ Contributed on both defense and special teams, recording one tackle in Week 7 vs. Washington
- ✦ Continued to make his presence known on special teams in Week 9 at Minnesota, tallying two tackles against the Vikings return men
- ✦ Totaled a career-high five tackles (four solo) in Week 11 vs. Jacksonville
- ✦ All over the field in Week 12 vs. Minnesota, contributing four solo tackles on defense and one on special teams
- ✦ Two of his four solo tackles came on crucial third-down stops in the second half of Detroit's 16-13 win over the visiting Vikings
- ✦ Picked off Saints QB Drew Brees late in the fourth quarter of Week 13 at New Orleans for his first career interception that secured Detroit's eighth victory of 2016
- ✦ Added two solo tackles on defense and one on special teams
- ✦ Registered four total tackles (three solo) in Week 17 vs. Green Bay

TRANSACTIONS

- ✦ Signed a two-year contract with Pittsburgh on Mar. 11, 2022
- ✦ Signed a one-year contract with Pittsburgh on Mar. 20, 2021
- ✦ Signed a one-year contract with Detroit on Mar. 20, 2020
- ✦ Signed a four-year contract with the Lions on May 6, 2016
- ✦ Drafted by Detroit in the fourth round (111th overall) of the 2016 NFL Draft

PERSONAL

- ✦ Played running back and wide receiver at Foothill H.S. (Henderson, N.V.)
- ✦ Carried the ball 86 times for 392 yards and five TDs
- ✦ Had three receiving TDs
- ✦ Tallied 77 tackles with three sacks and six interceptions while playing as a defensive back
- ✦ Earned all-state and all-city honors and won defensive MVP
- ✦ Two-time first-team all-league and academic all-state honoree
- ✦ Nevada African-American student union Top-One Percentor
- ✦ In the 2018 offseason, Killebrew went back to Utah to light the torch at the opening ceremony of the Utah Summer Games
- ✦ Serves on the advisory board for Playworks Michigan
- ✦ He and wife, Kaila, welcomed their first child in 2020, a girl named Stormi

COLLEGE

- ✦ Finished his Southern Utah career with 356 tackles (210 solo), 6.5 tackles for loss, four forced fumbles, three fumble recoveries, three interceptions, seven pass defenses and two defensive touchdowns
- ✦ Named All-Big Sky Honorable Mention twice (2012, 2013), All-Big Sky Second Team once (2014) and All-Big Sky First Team once (2015)
- ✦ Named team captain as a senior in 2015 and led the team with 132 tackles (74 solo)
- ✦ Played in all 12 games in 2014 and finished second on the team with 101 tackles (62 solo) and recorded two tackles for loss, four forced fumbles and three interceptions
- ✦ Notched a season-high 15 tackles and returned an interception 105 yards for a TD against Nevada
- ✦ In 2013 totaled 54 tackles (32 solo), 4.5 tackles for loss, two pass defenses and two fumble recoveries, including an 89-yard return for a TD – the second longest fumble return in school history

REGULAR SEASON COMPARISON: DEFENSIVE - DENVER BRONCOS

| DATE | OPP | W/L | GP/GS | TACKLES | | | | SACK | YDS. | INT | TFL | PD | QBH | TD | MISC | |
|---------------|-------------|-----|-------|---------|------|------|-----|------|------|-----|-----|----|-----|----|------|----|
| | | | | TOT | SOLO | ASST | FR | | | | | | | | FF | FR |
| 12/22/19 | DET @ DEN | L | P | 0 | 0 | 0 | 0.0 | 0.0 | 0 | 0 | 0 | 0 | 0 | 0 | 0 | 0 |
| 10/10/21 | PIT vs. DEN | W | P | 0 | 0 | 0 | 0.0 | 0.0 | 0 | 0 | 0 | 0 | 0 | 0 | 0 | 0 |
| TOTALS | | 1/1 | 2/0 | 0 | 0 | 0 | 0.0 | 0.0 | 0 | 0 | 0 | 0 | 0 | 0 | 0 | 0 |

MILES KILLEBREW'S NFL REGULAR SEASON DEFENSIVE STATISTICS

| DATE | TEAM | GP | GS | TACKLES | | | | | | | INTERCEPTIONS | | | | | O. FUMB | | | ST | | | MISC | | | | |
|------------|----------|-----|----|---------|----|----|-----|-----|-----|-----|---------------|----|-----|-----|----|---------|----|----|----|-----|----|------|---|----|----|---|
| | | | | TK | S | A | TFL | YDS | SK | YDS | QBH | NO | YDS | LG | TD | PD | FF | FR | TD | YDS | TK | S | A | FF | FR | S |
| 2016 | Lions | 16 | 0 | 20 | 15 | 5 | 0 | 0 | 0.0 | 0.0 | 0 | 1 | 7 | 7 | 0 | 1 | 0 | 0 | 0 | 0 | 8 | 8 | 0 | 0 | 0 | 0 |
| 2017 | Lions | 16 | 3 | 31 | 25 | 6 | 1 | 4 | 0.0 | 0.0 | 1 | 1 | 35 | 35t | 1 | 5 | 1 | 0 | 0 | 0 | 7 | 7 | 0 | 0 | 0 | 0 |
| 2018 | Lions | 16 | 0 | 0 | 0 | 0 | 0 | 0 | 0.0 | 0.0 | 0 | 0 | 0 | 0 | 0 | 0 | 0 | 0 | 0 | 0 | 7 | 5 | 2 | 0 | 0 | 0 |
| 2019 | Lions | 15 | 1 | 5 | 5 | 0 | 0 | 0 | 0.0 | 0.0 | 0 | 0 | 0 | 0 | 0 | 0 | 0 | 0 | 0 | 15 | 13 | 2 | 0 | 0 | 0 | 0 |
| 2020 | Lions | 15 | 0 | 0 | 0 | 0 | 0 | 0 | 0.0 | 0.0 | 0 | 0 | 0 | 0 | 0 | 0 | 0 | 0 | 0 | 12 | 10 | 2 | 0 | 0 | 0 | 0 |
| 2021 | Steelers | 17 | 0 | 6 | 5 | 1 | 1 | 0 | 0.0 | 0.0 | 0 | 0 | 0 | 0 | 0 | 0 | 0 | 0 | 0 | 7 | 4 | 3 | 0 | 0 | 0 | 0 |
| 2022 | Steelers | 17 | 0 | 0 | 0 | 0 | 0 | 0 | 0.0 | 0.0 | 0 | 0 | 0 | 0 | 0 | 0 | 0 | 0 | 0 | 4 | 1 | 3 | 0 | 0 | 0 | 0 |
| 2023 | Steelers | 17 | 1 | 13 | 10 | 3 | 1 | 1 | 0.0 | 0.0 | 1 | 0 | 0 | 0 | 0 | 0 | 0 | 0 | 0 | 13 | 11 | 2 | 0 | 0 | 0 | 0 |
| 2024 | Steelers | 1 | 0 | 0 | 0 | 0 | 0 | 0 | 0.0 | 0.0 | 0 | 0 | 0 | 0 | 0 | 0 | 0 | 0 | 0 | 0 | 0 | 0 | 0 | 0 | 0 | 0 |
| NFL TOTALS | | 130 | 5 | 75 | 60 | 15 | 3 | 5 | 0.0 | 0.0 | 2 | 2 | 42 | 35T | 1 | 6 | 1 | 0 | 0 | 73 | 59 | 14 | 0 | 0 | 0 | 0 |

MILES KILLEBREW'S NFL POSTSEASON DEFENSIVE STATISTICS

| DATE | TEAM | GP | GS | TACKLES | | | | | | | INTERCEPTIONS | | | | | O. FUMB | | | ST | | | MISC | | | | | |
|------------|----------|----|----|---------|---|---|-----|-----|-----|-----|---------------|----|-----|----|----|---------|----|----|----|-----|----|------|---|----|----|---|---|
| | | | | TK | S | A | TFL | YDS | SK | YDS | QBH | NO | YDS | LG | TD | PD | FF | FR | TD | YDS | TK | S | A | FF | FR | S | A |
| 2016 | Lions | 1 | 0 | 1 | 1 | 0 | 0 | 0 | 0.0 | 0.0 | 0 | 0 | 0 | 0 | 0 | 0 | 0 | 0 | 0 | 0 | 0 | 0 | 0 | 0 | 0 | 0 | 0 |
| 2021 | Steelers | 1 | 0 | 1 | 0 | 1 | 0 | 0 | 0.0 | 0.0 | 0 | 0 | 0 | 0 | 0 | 0 | 0 | 0 | 0 | 2 | 1 | 1 | 0 | 0 | 0 | 0 | 0 |
| 2023 | Steelers | 1 | 0 | 0 | 0 | 0 | 0 | 0 | 0.0 | 0.0 | 0 | 0 | 0 | 0 | 0 | 0 | 0 | 0 | 0 | 0 | 0 | 0 | 0 | 0 | 0 | 0 | 0 |
| NFL TOTALS | | 3 | 0 | 2 | 1 | 1 | 0 | 0 | 0.0 | 0.0 | 0 | 0 | 0 | 0 | 0 | 0 | 0 | 0 | 0 | 2 | 1 | 1 | 0 | 0 | 0 | 0 | 0 |

SINGLE-GAME HIGHS: DEFENSIVE

| | | | |
|------------------|--|---------------------------|--|
| Total Tackles | 8 vs. Atlanta Falcons, Sep 24, 2017 | Interceptions | 1 vs. Arizona Cardinals, Sep 10, 2017 |
| | 5 vs. Jacksonville Jaguars, Nov 20, 2016 | | 1 at New Orleans Saints, Dec 04, 2016 |
| Solo Tackles | 7 vs. Atlanta Falcons, Sep 24, 2017 | Interception Return Yards | 35 vs. Arizona Cardinals, Sep 10, 2017 |
| | 4 vs. Minnesota Vikings, Nov 24, 2016 | | 7 at New Orleans Saints, Dec 04, 2016 |
| | ...1 more at 4. | Safeties | 1 vs. Baltimore Ravens, Oct 08, 2023 |
| Passes Defensed | 2 at Minnesota Vikings, Oct 01, 2017 | Special Teams Tackles | 2 at Seattle Seahawks, Dec 31, 2023 |
| | 2 vs. Arizona Cardinals, Sep 10, 2017 | | 2 vs. Arizona Cardinals, Dec 03, 2023 |
| Forced Fumbles | 1 at New Orleans Saints, Oct 15, 2017 | | ...15 more at 2. |
| Tackles For Loss | 1 vs. Jacksonville Jaguars, Oct 29, 2023 | | |
| | 1 at Minnesota Vikings, Dec 09, 2021 | | |
| | ...1 more at 1. | | |

SINGLE-GAME HIGHS - POSTSEASON: DEFENSIVE

| | | | |
|---------------|---------------------------------------|-----------------------|---------------------------------------|
| Total Tackles | 1 at Kansas City Chiefs, Jan 16, 2022 | Special Teams Tackles | 2 at Kansas City Chiefs, Jan 16, 2022 |
| | 1 at Seattle Seahawks, Jan 07, 2017 | | |
| Solo Tackles | 1 at Seattle Seahawks, Jan 07, 2017 | | |

2024 GAME-BY-GAME REGULAR-SEASON STATISTICS (STEELERS)

| DATE | OPPONENT | P/S | TACKLES | | | | | | | INTERCEPTIONS | | | | | O. FUMB | | | ST | | | MISC | | W/L | SCORE | | | | |
|-------------|------------|-----|---------|---|---|-----|-----|-----|-----|---------------|----|-----|----|----|---------|----|----|----|-----|----|------|---|-----|-------|----|----|-----|-------|
| | | | TK | S | A | SK | YDS | TFL | YDS | QBH | NO | YDS | LG | TD | PD | FF | FR | TD | YDS | TK | S | A | | | FF | FR | S | A |
| 09/08 | at Falcons | P | 0 | 0 | 0 | 0.0 | 0.0 | 0 | 0 | 0 | 0 | 0 | 0 | 0 | 0 | 0 | 0 | 0 | 0 | 0 | 0 | 0 | 0 | 0 | 0 | 0 | W | 18-10 |
| 2024 TOTALS | | 1-0 | 0 | 0 | 0 | 0.0 | 0.0 | 0 | 0 | 0 | 0 | 0 | 0 | 0 | 0 | 0 | 0 | 0 | 0 | 0 | 0 | 0 | 0 | 0 | 0 | 0 | 1-0 | |

2023 GAME-BY-GAME REGULAR-SEASON STATISTICS (STEELERS)

| DATE | OPPONENT | P/S | TACKLES | | | | | | | INTERCEPTIONS | | | | | O. FUMB | | | ST | | | MISC | | W/L | SCORE | | | |
|-------------|-------------|------|---------|----|---|-----|-----|-----|-----|---------------|----|-----|----|----|---------|----|----|----|-----|----|------|---|-----|-------|----|------|-------|
| | | | TK | S | A | SK | YDS | TFL | YDS | QBH | NO | YDS | LG | TD | PD | FF | FR | TD | YDS | TK | S | A | | | FF | FR | S |
| 09/10 | 49ers | P | 0 | 0 | 0 | 0.0 | 0.0 | 0 | 0 | 0 | 0 | 0 | 0 | 0 | 0 | 0 | 0 | 0 | 2 | 1 | 1 | 0 | 0 | 0 | 0 | L | 7-30 |
| 09/18 | Browns | P | 0 | 0 | 0 | 0.0 | 0.0 | 0 | 0 | 0 | 0 | 0 | 0 | 0 | 0 | 0 | 0 | 0 | 0 | 0 | 0 | 0 | 0 | 0 | 0 | W | 26-22 |
| 09/24 | at Raiders | P | 0 | 0 | 0 | 0.0 | 0.0 | 0 | 0 | 0 | 0 | 0 | 0 | 0 | 0 | 0 | 0 | 0 | 2 | 2 | 0 | 0 | 0 | 0 | 0 | W | 23-18 |
| 10/01 | at Texans | P | 0 | 0 | 0 | 0.0 | 0.0 | 0 | 0 | 0 | 0 | 0 | 0 | 0 | 0 | 0 | 0 | 0 | 1 | 1 | 0 | 0 | 0 | 0 | 0 | L | 6-30 |
| 10/08 | Ravens | P | 0 | 0 | 0 | 0.0 | 0.0 | 0 | 0 | 0 | 0 | 0 | 0 | 0 | 0 | 0 | 0 | 0 | 1 | 1 | 0 | 0 | 0 | 0 | 0 | W | 17-10 |
| 10/22 | at Rams | P | 0 | 0 | 0 | 0.0 | 0.0 | 0 | 0 | 0 | 0 | 0 | 0 | 0 | 0 | 0 | 0 | 0 | 0 | 0 | 0 | 0 | 0 | 0 | 0 | W | 24-17 |
| 10/29 | Jaguars | P | 2 | 2 | 0 | 0.0 | 0.0 | 1 | 1 | 0 | 0 | 0 | 0 | 0 | 0 | 0 | 0 | 0 | 1 | 1 | 0 | 0 | 0 | 0 | 0 | L | 10-20 |
| 11/02 | Titans | P | 0 | 0 | 0 | 0.0 | 0.0 | 0 | 0 | 0 | 0 | 0 | 0 | 0 | 0 | 0 | 0 | 0 | 0 | 0 | 0 | 0 | 0 | 0 | 0 | W | 20-16 |
| 11/12 | Packers | P | 0 | 0 | 0 | 0.0 | 0.0 | 0 | 0 | 0 | 0 | 0 | 0 | 0 | 0 | 0 | 0 | 0 | 0 | 0 | 0 | 0 | 0 | 0 | 0 | W | 23-19 |
| 11/19 | at Browns | P | 1 | 1 | 0 | 0.0 | 0.0 | 0 | 0 | 0 | 0 | 0 | 0 | 0 | 0 | 0 | 0 | 0 | 1 | 1 | 0 | 0 | 0 | 0 | 0 | L | 10-13 |
| 11/26 | at Bengals | S | 0 | 0 | 0 | 0.0 | 0.0 | 0 | 0 | 0 | 0 | 0 | 0 | 0 | 0 | 0 | 0 | 0 | 1 | 1 | 0 | 0 | 0 | 0 | 0 | W | 16-10 |
| 12/03 | Cardinals | P | 0 | 0 | 0 | 0.0 | 0.0 | 0 | 0 | 0 | 0 | 0 | 0 | 0 | 0 | 0 | 0 | 0 | 2 | 2 | 0 | 0 | 0 | 0 | 0 | L | 10-24 |
| 12/07 | Patriots | P | 0 | 0 | 0 | 0.0 | 0.0 | 0 | 0 | 0 | 0 | 0 | 0 | 0 | 0 | 0 | 0 | 0 | 0 | 0 | 0 | 0 | 0 | 0 | 0 | L | 18-21 |
| 12/16 | at Colts | P | 1 | 1 | 0 | 0.0 | 0.0 | 0 | 0 | 0 | 0 | 0 | 0 | 0 | 0 | 0 | 0 | 0 | 0 | 0 | 0 | 0 | 0 | 0 | 0 | L | 13-30 |
| 12/23 | Bengals | P | 3 | 1 | 2 | 0.0 | 0.0 | 0 | 0 | 0 | 0 | 0 | 0 | 0 | 0 | 0 | 0 | 0 | 0 | 0 | 0 | 0 | 0 | 0 | 0 | W | 34-11 |
| 12/31 | at Seahawks | P | 2 | 2 | 0 | 0.0 | 0.0 | 0 | 0 | 0 | 0 | 0 | 0 | 0 | 0 | 0 | 0 | 0 | 2 | 1 | 1 | 0 | 0 | 0 | 0 | W | 30-23 |
| 01/06 | at Ravens | P | 4 | 3 | 1 | 0.0 | 0.0 | 0 | 0 | 1 | 0 | 0 | 0 | 0 | 0 | 0 | 0 | 0 | 0 | 0 | 0 | 0 | 0 | 0 | 0 | W | 17-10 |
| 2023 TOTALS | | 17-1 | 13 | 10 | 3 | 0.0 | 0.0 | 1 | 1 | 1 | 0 | 0 | 0 | 0 | 0 | 0 | 0 | 0 | 13 | 11 | 2 | 0 | 0 | 0 | 0 | 10-7 | |

2022 GAME-BY-GAME REGULAR-SEASON STATISTICS (STEELERS)

| DATE | OPPONENT | P/S | TACKLES | | | | | | | INTERCEPTIONS | | | | | O. FUMB | | | ST | | | | MISC | | W/L | SCORE | | |
|--------------------|-------------|-------------|----------|----------|----------|------------|------------|----------|----------|---------------|----------|----------|----------|----------|----------|----------|----------|----------|----------|----------|----------|----------|----------|----------|----------|------------|--------|
| | | | TK | S | A | SK | YDS | TFL | YDS | QBH | NO | YDS | LG | TD | PD | FF | FR | TD | YDS | TK | S | A | FF | | | FR | S |
| 09/11 | at Bengals | P | 0 | 0 | 0 | 0.0 | 0.0 | 0 | 0 | 0 | 0 | 0 | 0 | 0 | 0 | 0 | 0 | 0 | 0 | 0 | 0 | 0 | 0 | 0 | 0 | W | 23-20+ |
| 09/18 | Patriots | P | 0 | 0 | 0 | 0.0 | 0.0 | 0 | 0 | 0 | 0 | 0 | 0 | 0 | 0 | 0 | 0 | 0 | 0 | 0 | 0 | 0 | 0 | 0 | 0 | L | 14-17 |
| 09/22 | at Browns | P | 0 | 0 | 0 | 0.0 | 0.0 | 0 | 0 | 0 | 0 | 0 | 0 | 0 | 0 | 0 | 0 | 0 | 0 | 0 | 0 | 0 | 0 | 0 | 0 | L | 17-29 |
| 10/02 | Jets | P | 0 | 0 | 0 | 0.0 | 0.0 | 0 | 0 | 0 | 0 | 0 | 0 | 0 | 0 | 0 | 0 | 0 | 0 | 0 | 0 | 0 | 0 | 0 | 0 | L | 20-24 |
| 10/09 | at Bills | P | 0 | 0 | 0 | 0.0 | 0.0 | 0 | 0 | 0 | 0 | 0 | 0 | 0 | 0 | 0 | 0 | 0 | 0 | 0 | 0 | 0 | 0 | 0 | 0 | L | 3-38 |
| 10/16 | Buccaneers | P | 0 | 0 | 0 | 0.0 | 0.0 | 0 | 0 | 0 | 0 | 0 | 0 | 0 | 0 | 0 | 0 | 0 | 0 | 0 | 0 | 0 | 0 | 0 | 0 | W | 20-18 |
| 10/23 | at Dolphins | P | 0 | 0 | 0 | 0.0 | 0.0 | 0 | 0 | 0 | 0 | 0 | 0 | 0 | 0 | 0 | 0 | 0 | 0 | 0 | 0 | 0 | 0 | 0 | 0 | L | 10-16 |
| 10/30 | at Eagles | P | 0 | 0 | 0 | 0.0 | 0.0 | 0 | 0 | 0 | 0 | 0 | 0 | 0 | 0 | 0 | 0 | 0 | 0 | 0 | 0 | 0 | 0 | 0 | 0 | L | 13-35 |
| 11/13 | Saints | P | 0 | 0 | 0 | 0.0 | 0.0 | 0 | 0 | 0 | 0 | 0 | 0 | 0 | 0 | 0 | 0 | 0 | 0 | 0 | 0 | 0 | 0 | 0 | 0 | W | 20-10 |
| 11/20 | Bengals | P | 0 | 0 | 0 | 0.0 | 0.0 | 0 | 0 | 0 | 0 | 0 | 0 | 0 | 0 | 0 | 0 | 0 | 0 | 0 | 0 | 0 | 0 | 0 | 0 | L | 30-37 |
| 11/28 | at Colts | P | 0 | 0 | 0 | 0.0 | 0.0 | 0 | 0 | 0 | 0 | 0 | 0 | 0 | 0 | 0 | 0 | 0 | 0 | 0 | 0 | 0 | 0 | 0 | 0 | W | 24-17 |
| 12/04 | at Falcons | P | 0 | 0 | 0 | 0.0 | 0.0 | 0 | 0 | 0 | 0 | 0 | 0 | 0 | 0 | 0 | 0 | 0 | 0 | 0 | 0 | 0 | 0 | 0 | 0 | W | 19-16 |
| 12/11 | Ravens | P | 0 | 0 | 0 | 0.0 | 0.0 | 0 | 0 | 0 | 0 | 0 | 0 | 0 | 0 | 0 | 0 | 0 | 0 | 0 | 0 | 0 | 0 | 0 | 0 | L | 14-16 |
| 12/18 | at Panthers | P | 0 | 0 | 0 | 0.0 | 0.0 | 0 | 0 | 0 | 0 | 0 | 0 | 0 | 0 | 0 | 0 | 0 | 0 | 0 | 0 | 0 | 0 | 0 | 0 | W | 24-16 |
| 12/24 | Raiders | P | 0 | 0 | 0 | 0.0 | 0.0 | 0 | 0 | 0 | 0 | 0 | 0 | 0 | 0 | 0 | 0 | 0 | 0 | 0 | 0 | 0 | 0 | 0 | 0 | W | 13-10 |
| 01/01 | at Ravens | P | 0 | 0 | 0 | 0.0 | 0.0 | 0 | 0 | 0 | 0 | 0 | 0 | 0 | 0 | 0 | 0 | 0 | 0 | 0 | 0 | 0 | 0 | 0 | 0 | W | 16-13 |
| 01/08 | Browns | P | 0 | 0 | 0 | 0.0 | 0.0 | 0 | 0 | 0 | 0 | 0 | 0 | 0 | 0 | 0 | 0 | 0 | 0 | 0 | 0 | 0 | 0 | 0 | 0 | W | 28-14 |
| 2022 TOTALS | | 17-0 | 0 | 0 | 0 | 0.0 | 0.0 | 0 | 0 | 0 | 0 | 0 | 0 | 0 | 0 | 0 | 0 | 0 | 0 | 0 | 0 | 0 | 0 | 0 | 0 | 9-8 | |

+ - Overtime

2021 GAME-BY-GAME REGULAR-SEASON STATISTICS (STEELERS)

| DATE | OPPONENT | P/S | TACKLES | | | | | | | INTERCEPTIONS | | | | | O. FUMB | | | ST | | | | MISC | | W/L | SCORE | | |
|--------------------|-------------|-------------|----------|----------|----------|------------|------------|----------|----------|---------------|----------|----------|----------|----------|----------|----------|----------|----------|----------|----------|----------|----------|----------|----------|----------|--------------|--------|
| | | | TK | S | A | SK | YDS | TFL | YDS | QBH | NO | YDS | LG | TD | PD | FF | FR | TD | YDS | TK | S | A | FF | | | FR | S |
| 09/12 | at Bills | P | 0 | 0 | 0 | 0.0 | 0.0 | 0 | 0 | 0 | 0 | 0 | 0 | 0 | 0 | 0 | 0 | 0 | 0 | 0 | 0 | 0 | 0 | 0 | 0 | W | 23-16 |
| 09/19 | Raiders | P | 0 | 0 | 0 | 0.0 | 0.0 | 0 | 0 | 0 | 0 | 0 | 0 | 0 | 0 | 0 | 0 | 0 | 0 | 0 | 0 | 0 | 0 | 0 | 0 | L | 17-26 |
| 09/26 | Bengals | P | 0 | 0 | 0 | 0.0 | 0.0 | 0 | 0 | 0 | 0 | 0 | 0 | 0 | 0 | 0 | 0 | 0 | 0 | 0 | 0 | 0 | 0 | 0 | 0 | L | 10-24 |
| 10/03 | at Packers | P | 0 | 0 | 0 | 0.0 | 0.0 | 0 | 0 | 0 | 0 | 0 | 0 | 0 | 0 | 0 | 0 | 0 | 0 | 0 | 0 | 0 | 0 | 0 | 0 | L | 17-27 |
| 10/10 | Broncos | P | 0 | 0 | 0 | 0.0 | 0.0 | 0 | 0 | 0 | 0 | 0 | 0 | 0 | 0 | 0 | 0 | 0 | 0 | 0 | 0 | 0 | 0 | 0 | 0 | W | 27-19 |
| 10/17 | Seahawks | P | 0 | 0 | 0 | 0.0 | 0.0 | 0 | 0 | 0 | 0 | 0 | 0 | 0 | 0 | 0 | 0 | 0 | 0 | 0 | 0 | 0 | 0 | 0 | 0 | W | 23-20+ |
| 10/31 | at Browns | P | 0 | 0 | 0 | 0.0 | 0.0 | 0 | 0 | 0 | 0 | 0 | 0 | 0 | 0 | 0 | 0 | 0 | 0 | 0 | 0 | 0 | 0 | 0 | 0 | W | 15-10 |
| 11/08 | Bears | P | 0 | 0 | 0 | 0.0 | 0.0 | 0 | 0 | 0 | 0 | 0 | 0 | 0 | 0 | 0 | 0 | 0 | 0 | 0 | 0 | 0 | 0 | 0 | 0 | W | 29-27 |
| 11/14 | Lions | P | 1 | 1 | 0 | 0.0 | 0.0 | 0 | 0 | 0 | 0 | 0 | 0 | 0 | 0 | 0 | 0 | 0 | 0 | 0 | 0 | 0 | 0 | 0 | 0 | T | 16-16 |
| 11/21 | at Chargers | P | 0 | 0 | 0 | 0.0 | 0.0 | 0 | 0 | 0 | 0 | 0 | 0 | 0 | 0 | 0 | 0 | 0 | 0 | 0 | 0 | 0 | 0 | 0 | 0 | L | 37-41 |
| 11/28 | at Bengals | P | 0 | 0 | 0 | 0.0 | 0.0 | 0 | 0 | 0 | 0 | 0 | 0 | 0 | 0 | 0 | 0 | 0 | 0 | 0 | 0 | 0 | 0 | 0 | 0 | L | 10-41 |
| 12/05 | Ravens | P | 0 | 0 | 0 | 0.0 | 0.0 | 0 | 0 | 0 | 0 | 0 | 0 | 0 | 0 | 0 | 0 | 0 | 0 | 0 | 0 | 0 | 0 | 0 | 0 | W | 20-19 |
| 12/09 | at Vikings | P | 2 | 2 | 0 | 0.0 | 0.0 | 1 | 0 | 0 | 0 | 0 | 0 | 0 | 0 | 0 | 0 | 0 | 0 | 0 | 0 | 0 | 0 | 0 | 0 | L | 28-36 |
| 12/19 | Titans | P | 1 | 1 | 0 | 0.0 | 0.0 | 0 | 0 | 0 | 0 | 0 | 0 | 0 | 0 | 0 | 0 | 0 | 0 | 0 | 0 | 0 | 0 | 0 | 0 | W | 19-13 |
| 12/26 | at Chiefs | P | 0 | 0 | 0 | 0.0 | 0.0 | 0 | 0 | 0 | 0 | 0 | 0 | 0 | 0 | 0 | 0 | 0 | 0 | 0 | 0 | 0 | 0 | 0 | 0 | L | 10-36 |
| 01/03 | Browns | P | 0 | 0 | 0 | 0.0 | 0.0 | 0 | 0 | 0 | 0 | 0 | 0 | 0 | 0 | 0 | 0 | 0 | 0 | 0 | 0 | 0 | 0 | 0 | 0 | W | 26-14 |
| 01/09 | at Ravens | P | 2 | 1 | 1 | 0.0 | 0.0 | 0 | 0 | 0 | 0 | 0 | 0 | 0 | 0 | 0 | 0 | 0 | 0 | 0 | 0 | 0 | 0 | 0 | 0 | W | 16-13+ |
| 2021 TOTALS | | 17-0 | 6 | 5 | 1 | 0.0 | 0.0 | 1 | 0 | 0 | 0 | 0 | 0 | 0 | 0 | 0 | 0 | 0 | 0 | 0 | 0 | 0 | 0 | 0 | 0 | 9-7-1 | |

+ - Overtime

2020 GAME-BY-GAME REGULAR-SEASON STATISTICS (LIONS)

| DATE | OPPONENT | P/S | TACKLES | | | | | | | INTERCEPTIONS | | | | | O. FUMB | | | ST | | | | MISC | | W/L | SCORE | | |
|--------------------|---------------|-------------|----------|----------|----------|------------|------------|----------|----------|---------------|----------|----------|----------|----------|----------|----------|----------|----------|----------|----------|----------|----------|----------|----------|----------|-------------|-------|
| | | | TK | S | A | SK | YDS | TFL | YDS | QBH | NO | YDS | LG | TD | PD | FF | FR | TD | YDS | TK | S | A | FF | | | FR | S |
| 09/13 | Bears | P | 0 | 0 | 0 | 0.0 | 0.0 | 0 | 0 | 0 | 0 | 0 | 0 | 0 | 0 | 0 | 0 | 0 | 0 | 0 | 0 | 0 | 0 | 0 | 0 | L | 23-27 |
| 09/20 | at Packers | P | 0 | 0 | 0 | 0.0 | 0.0 | 0 | 0 | 0 | 0 | 0 | 0 | 0 | 0 | 0 | 0 | 0 | 0 | 0 | 0 | 0 | 0 | 0 | 0 | L | 21-42 |
| 09/27 | at Cardinals | P | 0 | 0 | 0 | 0.0 | 0.0 | 0 | 0 | 0 | 0 | 0 | 0 | 0 | 0 | 0 | 0 | 0 | 0 | 0 | 0 | 0 | 0 | 0 | 0 | W | 26-23 |
| 10/04 | Saints | P | 0 | 0 | 0 | 0.0 | 0.0 | 0 | 0 | 0 | 0 | 0 | 0 | 0 | 0 | 0 | 0 | 0 | 0 | 0 | 0 | 0 | 0 | 0 | 0 | L | 29-35 |
| 10/18 | at Jaguars | P | 0 | 0 | 0 | 0.0 | 0.0 | 0 | 0 | 0 | 0 | 0 | 0 | 0 | 0 | 0 | 0 | 0 | 0 | 0 | 0 | 0 | 0 | 0 | 0 | W | 34-16 |
| 10/25 | at Falcons | P | 0 | 0 | 0 | 0.0 | 0.0 | 0 | 0 | 0 | 0 | 0 | 0 | 0 | 0 | 0 | 0 | 0 | 0 | 0 | 0 | 0 | 0 | 0 | 0 | W | 23-22 |
| 11/01 | Colts | P | 0 | 0 | 0 | 0.0 | 0.0 | 0 | 0 | 0 | 0 | 0 | 0 | 0 | 0 | 0 | 0 | 0 | 0 | 0 | 0 | 0 | 0 | 0 | 0 | L | 21-41 |
| 11/08 | at Vikings | P | 0 | 0 | 0 | 0.0 | 0.0 | 0 | 0 | 0 | 0 | 0 | 0 | 0 | 0 | 0 | 0 | 0 | 0 | 0 | 0 | 0 | 0 | 0 | 0 | L | 20-34 |
| 11/15 | Football Team | P | 0 | 0 | 0 | 0.0 | 0.0 | 0 | 0 | 0 | 0 | 0 | 0 | 0 | 0 | 0 | 0 | 0 | 0 | 0 | 0 | 0 | 0 | 0 | 0 | W | 30-27 |
| 11/22 | at Panthers | P | 0 | 0 | 0 | 0.0 | 0.0 | 0 | 0 | 0 | 0 | 0 | 0 | 0 | 0 | 0 | 0 | 0 | 0 | 0 | 0 | 0 | 0 | 0 | 0 | L | 0-20 |
| 11/26 | Texans | P | 0 | 0 | 0 | 0.0 | 0.0 | 0 | 0 | 0 | 0 | 0 | 0 | 0 | 0 | 0 | 0 | 0 | 0 | 0 | 0 | 0 | 0 | 0 | 0 | L | 25-41 |
| 12/06 | at Bears | P | 0 | 0 | 0 | 0.0 | 0.0 | 0 | 0 | 0 | 0 | 0 | 0 | 0 | 0 | 0 | 0 | 0 | 0 | 0 | 0 | 0 | 0 | 0 | 0 | W | 34-30 |
| 12/13 | Packers | P | 0 | 0 | 0 | 0.0 | 0.0 | 0 | 0 | 0 | 0 | 0 | 0 | 0 | 0 | 0 | 0 | 0 | 0 | 0 | 0 | 0 | 0 | 0 | 0 | L | 24-31 |
| 12/20 | at Titans | P | 0 | 0 | 0 | 0.0 | 0.0 | 0 | 0 | 0 | 0 | 0 | 0 | 0 | 0 | 0 | 0 | 0 | 0 | 0 | 0 | 0 | 0 | 0 | 0 | L | 25-46 |
| 12/26 | Buccaneers | P | 0 | 0 | 0 | 0.0 | 0.0 | 0 | 0 | 0 | 0 | 0 | 0 | 0 | 0 | 0 | 0 | 0 | 0 | 0 | 0 | 0 | 0 | 0 | 0 | L | 7-47 |
| 01/03 | Vikings | P | 0 | 0 | 0 | 0.0 | 0.0 | 0 | 0 | 0 | 0 | 0 | 0 | 0 | 0 | 0 | 0 | 0 | 0 | 0 | 0 | 0 | 0 | 0 | 0 | L | 35-37 |
| 2020 TOTALS | | 15-0 | 0 | 0 | 0 | 0.0 | 0.0 | 0 | 0 | 0 | 0 | 0 | 0 | 0 | 0 | 0 | 0 | 0 | 0 | 0 | 0 | 0 | 0 | 0 | 0 | 5-11 | |

ON INACTIVE LIST

2023 GAME-BY-GAME POSTSEASON STATISTICS (STEELERS)

| DATE | OPPONENT | P/S | TACKLES | | | | | | | INTERCEPTIONS | | | | | O. FUMB | | | ST | | | | MISC | | SCORE | | | | |
|--------------------|----------|------------|----------|----------|----------|------------|------------|----------|----------|---------------|----------|----------|----------|----------|----------|----------|----------|----------|----------|----------|----------|----------|----------|----------|----------|----------|------------|-------|
| | | | TK | S | A | SK | YDS | TFL | YDS | QBH | NO | YDS | LG | TD | PD | FF | FR | TD | YDS | TK | S | A | FF | | FR | S | A | W/L |
| 01/15 | at Bills | P | 0 | 0 | 0 | 0.0 | 0.0 | 0 | 0 | 0 | 0 | 0 | 0 | 0 | 0 | 0 | 0 | 0 | 0 | 0 | 0 | 0 | 0 | 0 | 0 | 0 | L | 17-31 |
| 2023 TOTALS | | 1-0 | 0 | 0 | 0 | 0.0 | 0.0 | 0 | 0 | 0 | 0 | 0 | 0 | 0 | 0 | 0 | 0 | 0 | 0 | 0 | 0 | 0 | 0 | 0 | 0 | 0 | 0-1 | |



CHRISTIAN ^{LS}
KUNTZ

HEIGHT: 6-1
WEIGHT: 228
COLLEGE: Duquesne
BORN: April 13, 1994

HOW ACQUIRED: FA '20
NFL EXPERIENCE: 4th year
BIRTHPLACE: Pittsburgh, PA



PRO CAREER

- ✦ Has played in 51 regular-season games in his three-year NFL career (Pittsburgh 2021-23)
- ✦ Made his NFL debut in Week 1 of 2021 (at Buffalo)

2023 (STEELERS)

- ✦ Played in all 17 regular-season games

2022 (STEELERS)

- ✦ Played in all 17 regular-season games

2021 (STEELERS)

- ✦ Played in all 17 regular-season games

TRANSACTIONS

- ✦ Signed a contract extension with Pittsburgh on Feb. 22, 2023
- ✦ Signed a reserve/future contract with Pittsburgh on Jan. 19, 2022
- ✦ Signed a reserve/future contract with Pittsburgh on Jan. 14, 2021
- ✦ Signed to the Steelers practice squad on Dec. 29, 2020
- ✦ Waived by the Steelers on Dec. 23, 2020
- ✦ Signed to the Pittsburgh practice squad on Nov. 24, 2020
- ✦ Waived by the Steelers on Aug. 2, 2020
- ✦ Signed with Pittsburgh as a free agent on March 30, 2020
- ✦ Played for the XFL's Dallas Renegades in the spring of 2020
- ✦ Waived by the Steelers on Aug. 31, 2019
- ✦ Signed by Pittsburgh on Aug. 15, 2019
- ✦ Waived by Jacksonville on June 13, 2019
- ✦ Signed to the Jaguars practice squad on Dec. 17, 2018
- ✦ Waived by Denver on June 14, 2018
- ✦ Signed by the Broncos on March 21, 2018
- ✦ Released by New England on Aug. 29, 2017
- ✦ Signed with the Patriots as an undrafted free agent on Aug. 28, 2017

PERSONAL

- ✦ Played football and basketball at Chartiers Valley High School
- ✦ Graduated with a degree from Duquesne in supply chain management

COLLEGE

- ✦ Played in 45 games for Duquesne (2012-16)
- ✦ Northeast Conference career sacks leader with 30.5
- ✦ His 71.5 career TFLs rank fourth on the NCAA all-time FCS list
- ✦ Two-time NEC Defensive Player of the Year
- ✦ First Duquesne player to earn All-American honors three times (STATS FCS third team as a sophomore and first team as a junior & senior)
- ✦ Named Second Team Associated Press All-American in 2015 and 2016
- ✦ Team captain in 2016
- ✦ Started all 11 games at outside linebacker as a redshirt senior
- ✦ Led the NEC in sacks (11.5) and tackles for loss (24.0) in helping the Dukes to a share of the conference title
- ✦ Suffered an injury that led to redshirting his junior year

REGULAR SEASON COMPARISON: DEFENSIVE - DENVER BRONCOS

| DATE | OPP | W/L | GP/GS | TACKLES | | | SACK | YDS. | INT | TFL | PD | QBH | TD | MISC | |
|---------------|-------------|-----|-------|---------|------|------|------|------|-----|-----|----|-----|----|------|----|
| | | | | TOT | SOLO | ASST | | | | | | | | FF | FR |
| 10/10/21 | PIT vs. DEN | W | P | 0 | 0 | 0 | 0.0 | 0.0 | 0 | 0 | 0 | 0 | 0 | 0 | 0 |
| TOTALS | | 1/0 | 1/0 | 0 | 0 | 0 | 0.0 | 0.0 | 0 | 0 | 0 | 0 | 0 | 0 | 0 |

CHRISTIAN KUNTZ'S NFL REGULAR SEASON STATISTICS

| DATE | TEAM | GP |
|-------------------|----------|-----------|
| 2021 | Steelers | 17 |
| 2022 | Steelers | 17 |
| 2023 | Steelers | 17 |
| 2024 | Steelers | 1 |
| NFL TOTALS | | 52 |

CHRISTIAN KUNTZ'S NFL POSTSEASON STATISTICS

| DATE | TEAM | GP |
|-------------------|----------|----------|
| 2021 | Steelers | 1 |
| 2023 | Steelers | 1 |
| NFL TOTALS | | 2 |

CHRISTIAN KUNTZ'S NFL REGULAR SEASON DEFENSIVE STATISTICS

| DATE | TEAM | GP | TACKLES | | | | | | | INTERCEPTIONS | | | | | O. FUMB | | | ST | | | | MISC | | | | | |
|-------------------|----------|-----------|----------|----------|----------|----------|----------|----------|----------|---------------|----------|----------|----------|----------|----------|----------|----------|----------|----------|----------|----------|----------|----------|----------|----------|----------|----------|
| | | | GS | TK | S | A | TFL | YDS | SK | YDS | QBH | NO | YDS | LG | TD | PD | FF | FR | TD | YDS | TK | S | A | FF | FR | S | A |
| 2021 | Steelers | 17 | 0 | 0 | 0 | 0 | 0 | 0 | 0 | 0 | 0 | 0 | 0 | 0 | 0 | 0 | 0 | 0 | 0 | 2 | 2 | 0 | 0 | 0 | 0 | 0 | 0 |
| 2022 | Steelers | 17 | 0 | 0 | 0 | 0 | 0 | 0 | 0 | 0 | 0 | 0 | 0 | 0 | 0 | 0 | 0 | 0 | 0 | 1 | 1 | 0 | 0 | 0 | 0 | 0 | 0 |
| 2023 | Steelers | 17 | 0 | 0 | 0 | 0 | 0 | 0 | 0 | 0 | 0 | 0 | 0 | 0 | 0 | 0 | 0 | 0 | 0 | 4 | 2 | 2 | 0 | 0 | 0 | 0 | 0 |
| 2024 | Steelers | 1 | 0 | 0 | 0 | 0 | 0 | 0 | 0 | 0 | 0 | 0 | 0 | 0 | 0 | 0 | 0 | 0 | 0 | 0 | 0 | 0 | 0 | 0 | 0 | 0 | 0 |
| NFL TOTALS | | 52 | 0 | 0 | 0 | 0 | 0 | 0 | 0 | 0 | 0 | 0 | 0 | 0 | 0 | 0 | 0 | 0 | 7 | 5 | 2 | 0 | 0 | 0 | 0 | 0 | 0 |

CHRISTIAN KUNTZ'S NFL POSTSEASON DEFENSIVE STATISTICS

| DATE | TEAM | GP | TACKLES | | | | | | | INTERCEPTIONS | | | | | O. FUMB | | | ST | | | | MISC | | | | | |
|-------------------|----------|----------|----------|----------|----------|----------|----------|----------|----------|---------------|----------|----------|----------|----------|----------|----------|----------|----------|----------|----------|----------|----------|----------|----------|----------|----------|----------|
| | | | GS | TK | S | A | TFL | YDS | SK | YDS | QBH | NO | YDS | LG | TD | PD | FF | FR | TD | YDS | TK | S | A | FF | FR | S | A |
| 2021 | Steelers | 1 | 0 | 0 | 0 | 0 | 0 | 0 | 0 | 0 | 0 | 0 | 0 | 0 | 0 | 0 | 0 | 0 | 0 | 0 | 0 | 0 | 0 | 0 | 0 | 0 | 0 |
| 2023 | Steelers | 1 | 0 | 0 | 0 | 0 | 0 | 0 | 0 | 0 | 0 | 0 | 0 | 0 | 0 | 0 | 0 | 0 | 0 | 0 | 0 | 0 | 0 | 0 | 0 | 0 | 0 |
| NFL TOTALS | | 2 | 0 | 0 | 0 | 0 | 0 | 0 | 0 | 0 | 0 | 0 | 0 | 0 | 0 | 0 | 0 | 0 | 0 | 0 | 0 | 0 | 0 | 0 | 0 | 0 | 0 |

SINGLE-GAME HIGHS: DEFENSIVE

Special Teams Tackles

2 vs. San Francisco 49ers, Sep 10, 2023

1 vs. Jacksonville Jaguars, Oct 29, 2023

...4 more at 1.

2024 GAME-BY-GAME REGULAR-SEASON STATISTICS (STEELERS)

| DATE | OPPONENT | | W/L | SCORE |
|--------------------|------------|----------|------------|-------|
| 09/08 | at Falcons | P | W | 18-10 |
| 2024 TOTALS | | 1 | 1-0 | |

2024 GAME-BY-GAME REGULAR-SEASON STATISTICS (STEELERS)

| DATE | OPPONENT | P/S | TACKLES | | | | | | | INTERCEPTIONS | | | | | O. FUMB | | | ST | | | | MISC | | SCORE | | | |
|--------------------|------------|------------|----------|----------|----------|----------|----------|----------|----------|---------------|----------|----------|----------|----------|----------|----------|----------|----------|----------|----------|----------|----------|----------|----------|----------|------------|-------|
| | | | TK | S | A | SK | YDS | TFL | YDS | QBH | NO | YDS | LG | TD | PD | FF | FR | TD | YDS | TK | S | A | FF | | FR | S | A |
| 09/08 | at Falcons | P | 0 | 0 | 0 | 0 | 0 | 0 | 0 | 0 | 0 | 0 | 0 | 0 | 0 | 0 | 0 | 0 | 0 | 0 | 0 | 0 | 0 | 0 | 0 | 0 | 18-10 |
| 2024 TOTALS | | 1-0 | 0 | 0 | 0 | 0 | 0 | 0 | 0 | 0 | 0 | 0 | 0 | 0 | 0 | 0 | 0 | 0 | 0 | 0 | 0 | 0 | 0 | 0 | 0 | 1-0 | |

2023 GAME-BY-GAME REGULAR-SEASON STATISTICS (STEELERS)

| DATE | OPPONENT | P/S | TACKLES | | | | | | | INTERCEPTIONS | | | | | O. FUMB | | | ST | | | | MISC | | SCORE | | | |
|--------------------|-------------|-------------|----------|----------|----------|----------|----------|----------|----------|---------------|----------|----------|----------|----------|----------|----------|----------|----------|----------|----------|----------|----------|----------|----------|----------|-------------|-------|
| | | | TK | S | A | SK | YDS | TFL | YDS | QBH | NO | YDS | LG | TD | PD | FF | FR | TD | YDS | TK | S | A | FF | | FR | S | A |
| 09/10 | 49ers | P | 0 | 0 | 0 | 0 | 0 | 0 | 0 | 0 | 0 | 0 | 0 | 0 | 0 | 0 | 0 | 0 | 2 | 2 | 0 | 0 | 0 | 0 | 0 | L | 7-30 |
| 09/18 | Browns | P | 0 | 0 | 0 | 0 | 0 | 0 | 0 | 0 | 0 | 0 | 0 | 0 | 0 | 0 | 0 | 0 | 0 | 0 | 0 | 0 | 0 | 0 | 0 | W | 26-22 |
| 09/24 | at Raiders | P | 0 | 0 | 0 | 0 | 0 | 0 | 0 | 0 | 0 | 0 | 0 | 0 | 0 | 0 | 0 | 0 | 0 | 0 | 0 | 0 | 0 | 0 | 0 | W | 23-18 |
| 10/01 | at Texans | P | 0 | 0 | 0 | 0 | 0 | 0 | 0 | 0 | 0 | 0 | 0 | 0 | 0 | 0 | 0 | 0 | 0 | 0 | 0 | 0 | 0 | 0 | 0 | L | 6-30 |
| 10/08 | Ravens | P | 0 | 0 | 0 | 0 | 0 | 0 | 0 | 0 | 0 | 0 | 0 | 0 | 0 | 0 | 0 | 0 | 1 | 1 | 0 | 0 | 0 | 0 | 0 | W | 17-10 |
| 10/22 | at Rams | P | 0 | 0 | 0 | 0 | 0 | 0 | 0 | 0 | 0 | 0 | 0 | 0 | 0 | 0 | 0 | 0 | 0 | 0 | 0 | 0 | 0 | 0 | 0 | W | 24-17 |
| 10/29 | Jaguars | P | 0 | 0 | 0 | 0 | 0 | 0 | 0 | 0 | 0 | 0 | 0 | 0 | 0 | 0 | 0 | 0 | 1 | 1 | 0 | 0 | 0 | 0 | 0 | L | 10-20 |
| 11/02 | Titans | P | 0 | 0 | 0 | 0 | 0 | 0 | 0 | 0 | 0 | 0 | 0 | 0 | 0 | 0 | 0 | 0 | 0 | 0 | 0 | 0 | 0 | 0 | 0 | W | 20-16 |
| 11/12 | Packers | P | 0 | 0 | 0 | 0 | 0 | 0 | 0 | 0 | 0 | 0 | 0 | 0 | 0 | 0 | 0 | 0 | 0 | 0 | 0 | 0 | 0 | 0 | 0 | W | 23-19 |
| 11/19 | at Browns | P | 0 | 0 | 0 | 0 | 0 | 0 | 0 | 0 | 0 | 0 | 0 | 0 | 0 | 0 | 0 | 0 | 0 | 0 | 0 | 0 | 0 | 0 | 0 | L | 10-13 |
| 11/26 | at Bengals | P | 0 | 0 | 0 | 0 | 0 | 0 | 0 | 0 | 0 | 0 | 0 | 0 | 0 | 0 | 0 | 0 | 0 | 0 | 0 | 0 | 0 | 0 | 0 | W | 16-10 |
| 12/03 | Cardinals | P | 0 | 0 | 0 | 0 | 0 | 0 | 0 | 0 | 0 | 0 | 0 | 0 | 0 | 0 | 0 | 0 | 0 | 0 | 0 | 0 | 0 | 0 | 0 | L | 10-24 |
| 12/07 | Patriots | P | 0 | 0 | 0 | 0 | 0 | 0 | 0 | 0 | 0 | 0 | 0 | 0 | 0 | 0 | 0 | 0 | 0 | 0 | 0 | 0 | 0 | 0 | 0 | L | 18-21 |
| 12/16 | at Colts | P | 0 | 0 | 0 | 0 | 0 | 0 | 0 | 0 | 0 | 0 | 0 | 0 | 0 | 0 | 0 | 0 | 0 | 0 | 0 | 0 | 0 | 0 | 0 | L | 13-30 |
| 12/23 | Bengals | P | 0 | 0 | 0 | 0 | 0 | 0 | 0 | 0 | 0 | 0 | 0 | 0 | 0 | 0 | 0 | 0 | 0 | 0 | 0 | 0 | 0 | 0 | 0 | W | 34-11 |
| 12/31 | at Seahawks | P | 0 | 0 | 0 | 0 | 0 | 0 | 0 | 0 | 0 | 0 | 0 | 0 | 0 | 0 | 0 | 0 | 0 | 0 | 0 | 0 | 0 | 0 | 0 | W | 30-23 |
| 01/06 | at Ravens | P | 0 | 0 | 0 | 0 | 0 | 0 | 0 | 0 | 0 | 0 | 0 | 0 | 0 | 0 | 0 | 0 | 0 | 0 | 0 | 0 | 0 | 0 | 0 | W | 17-10 |
| 2023 TOTALS | | 17-0 | 0 | 0 | 0 | 0 | 0 | 0 | 0 | 0 | 0 | 0 | 0 | 0 | 0 | 0 | 0 | 4 | 2 | 2 | 0 | 0 | 0 | 0 | 0 | 10-7 | |

2022 GAME-BY-GAME REGULAR-SEASON STATISTICS (STEELERS)

| DATE | OPPONENT | P/S | TACKLES | | | | | | | INTERCEPTIONS | | | | | O. FUMB | | | ST | | | | MISC | | W/L | SCORE | | |
|--------------------|-------------|-------------|----------|----------|----------|------------|------------|----------|----------|---------------|----------|----------|----------|----------|----------|----------|----------|----------|----------|----------|----------|----------|----------|----------|----------|------------|--------|
| | | | TK | S | A | SK | YDS | TFL | YDS | QBH | NO | YDS | LG | TD | PD | FF | FR | TD | YDS | TK | S | A | FF | | | FR | S |
| 09/11 | at Bengals | P | 0 | 0 | 0 | 0.0 | 0.0 | 0 | 0 | 0 | 0 | 0 | 0 | 0 | 0 | 0 | 0 | 0 | 0 | 0 | 0 | 0 | 0 | 0 | 0 | W | 23-20+ |
| 09/18 | Patriots | P | 0 | 0 | 0 | 0.0 | 0.0 | 0 | 0 | 0 | 0 | 0 | 0 | 0 | 0 | 0 | 0 | 0 | 0 | 0 | 0 | 0 | 0 | 0 | 0 | L | 14-17 |
| 09/22 | at Browns | P | 0 | 0 | 0 | 0.0 | 0.0 | 0 | 0 | 0 | 0 | 0 | 0 | 0 | 0 | 0 | 0 | 0 | 0 | 0 | 0 | 0 | 0 | 0 | 0 | L | 17-29 |
| 10/02 | Jets | P | 0 | 0 | 0 | 0.0 | 0.0 | 0 | 0 | 0 | 0 | 0 | 0 | 0 | 0 | 0 | 0 | 0 | 0 | 0 | 0 | 0 | 0 | 0 | 0 | L | 20-24 |
| 10/09 | at Bills | P | 0 | 0 | 0 | 0.0 | 0.0 | 0 | 0 | 0 | 0 | 0 | 0 | 0 | 0 | 0 | 0 | 0 | 0 | 0 | 0 | 0 | 0 | 0 | 0 | L | 3-38 |
| 10/16 | Buccaneers | P | 0 | 0 | 0 | 0.0 | 0.0 | 0 | 0 | 0 | 0 | 0 | 0 | 0 | 0 | 0 | 0 | 0 | 0 | 0 | 0 | 0 | 0 | 0 | 0 | W | 20-18 |
| 10/23 | at Dolphins | P | 0 | 0 | 0 | 0.0 | 0.0 | 0 | 0 | 0 | 0 | 0 | 0 | 0 | 0 | 0 | 0 | 0 | 0 | 0 | 0 | 0 | 0 | 0 | 0 | L | 10-16 |
| 10/30 | at Eagles | P | 0 | 0 | 0 | 0.0 | 0.0 | 0 | 0 | 0 | 0 | 0 | 0 | 0 | 0 | 0 | 0 | 0 | 0 | 0 | 0 | 0 | 0 | 0 | 0 | L | 13-35 |
| 11/13 | Saints | P | 0 | 0 | 0 | 0.0 | 0.0 | 0 | 0 | 0 | 0 | 0 | 0 | 0 | 0 | 0 | 0 | 0 | 0 | 0 | 0 | 0 | 0 | 0 | 0 | W | 20-10 |
| 11/20 | Bengals | P | 0 | 0 | 0 | 0.0 | 0.0 | 0 | 0 | 0 | 0 | 0 | 0 | 0 | 0 | 0 | 0 | 0 | 0 | 0 | 0 | 0 | 0 | 0 | 0 | L | 30-37 |
| 11/28 | at Colts | P | 0 | 0 | 0 | 0.0 | 0.0 | 0 | 0 | 0 | 0 | 0 | 0 | 0 | 0 | 0 | 0 | 0 | 0 | 0 | 0 | 0 | 0 | 0 | 0 | W | 24-17 |
| 12/04 | at Falcons | P | 0 | 0 | 0 | 0.0 | 0.0 | 0 | 0 | 0 | 0 | 0 | 0 | 0 | 0 | 0 | 0 | 0 | 0 | 0 | 0 | 0 | 0 | 0 | 0 | W | 19-16 |
| 12/11 | Ravens | P | 0 | 0 | 0 | 0.0 | 0.0 | 0 | 0 | 0 | 0 | 0 | 0 | 0 | 0 | 0 | 0 | 0 | 0 | 0 | 0 | 0 | 0 | 0 | 0 | L | 14-16 |
| 12/18 | at Panthers | P | 0 | 0 | 0 | 0.0 | 0.0 | 0 | 0 | 0 | 0 | 0 | 0 | 0 | 0 | 0 | 0 | 0 | 0 | 0 | 0 | 0 | 0 | 0 | 0 | W | 24-16 |
| 12/24 | Raiders | P | 0 | 0 | 0 | 0.0 | 0.0 | 0 | 0 | 0 | 0 | 0 | 0 | 0 | 0 | 0 | 0 | 0 | 0 | 0 | 0 | 0 | 0 | 0 | 0 | W | 13-10 |
| 01/01 | at Ravens | P | 0 | 0 | 0 | 0.0 | 0.0 | 0 | 0 | 0 | 0 | 0 | 0 | 0 | 0 | 0 | 0 | 0 | 0 | 0 | 0 | 0 | 0 | 0 | 0 | W | 16-13 |
| 01/08 | Browns | P | 0 | 0 | 0 | 0.0 | 0.0 | 0 | 0 | 0 | 0 | 0 | 0 | 0 | 0 | 0 | 0 | 0 | 0 | 0 | 0 | 0 | 0 | 0 | 0 | W | 28-14 |
| 2022 TOTALS | | 17-0 | 0 | 0 | 0 | 0.0 | 0.0 | 0 | 0 | 0 | 0 | 0 | 0 | 0 | 0 | 0 | 0 | 0 | 0 | 0 | 0 | 0 | 0 | 0 | 0 | 9-8 | |

+ - Overtime

2021 GAME-BY-GAME REGULAR-SEASON STATISTICS (STEELERS)

| DATE | OPPONENT | P/S | TACKLES | | | | | | | INTERCEPTIONS | | | | | O. FUMB | | | ST | | | | MISC | | W/L | SCORE | | |
|--------------------|-------------|-------------|----------|----------|----------|------------|------------|----------|----------|---------------|----------|----------|----------|----------|----------|----------|----------|----------|----------|----------|----------|----------|----------|----------|----------|--------------|--------|
| | | | TK | S | A | SK | YDS | TFL | YDS | QBH | NO | YDS | LG | TD | PD | FF | FR | TD | YDS | TK | S | A | FF | | | FR | S |
| 09/12 | at Bills | P | 0 | 0 | 0 | 0.0 | 0.0 | 0 | 0 | 0 | 0 | 0 | 0 | 0 | 0 | 0 | 0 | 0 | 0 | 0 | 0 | 0 | 0 | 0 | 0 | W | 23-16 |
| 09/19 | Raiders | P | 0 | 0 | 0 | 0.0 | 0.0 | 0 | 0 | 0 | 0 | 0 | 0 | 0 | 0 | 0 | 0 | 0 | 0 | 0 | 0 | 0 | 0 | 0 | 0 | L | 17-26 |
| 09/26 | Bengals | P | 0 | 0 | 0 | 0.0 | 0.0 | 0 | 0 | 0 | 0 | 0 | 0 | 0 | 0 | 0 | 0 | 0 | 0 | 0 | 0 | 0 | 0 | 0 | 0 | L | 10-24 |
| 10/03 | at Packers | P | 0 | 0 | 0 | 0.0 | 0.0 | 0 | 0 | 0 | 0 | 0 | 0 | 0 | 0 | 0 | 0 | 0 | 0 | 0 | 0 | 0 | 0 | 0 | 0 | L | 17-27 |
| 10/10 | Broncos | P | 0 | 0 | 0 | 0.0 | 0.0 | 0 | 0 | 0 | 0 | 0 | 0 | 0 | 0 | 0 | 0 | 0 | 0 | 0 | 0 | 0 | 0 | 0 | 0 | W | 27-19 |
| 10/17 | Seahawks | P | 0 | 0 | 0 | 0.0 | 0.0 | 0 | 0 | 0 | 0 | 0 | 0 | 0 | 0 | 0 | 0 | 0 | 0 | 0 | 0 | 0 | 0 | 0 | 0 | W | 23-20+ |
| 10/31 | at Browns | P | 0 | 0 | 0 | 0.0 | 0.0 | 0 | 0 | 0 | 0 | 0 | 0 | 0 | 0 | 0 | 0 | 0 | 0 | 0 | 0 | 0 | 0 | 0 | 0 | W | 15-10 |
| 11/08 | Bears | P | 0 | 0 | 0 | 0.0 | 0.0 | 0 | 0 | 0 | 0 | 0 | 0 | 0 | 0 | 0 | 0 | 0 | 0 | 0 | 0 | 0 | 0 | 0 | 0 | W | 29-27 |
| 11/14 | Lions | P | 0 | 0 | 0 | 0.0 | 0.0 | 0 | 0 | 0 | 0 | 0 | 0 | 0 | 0 | 0 | 0 | 0 | 0 | 0 | 0 | 0 | 0 | 0 | 0 | T | 16-16 |
| 11/21 | at Chargers | P | 0 | 0 | 0 | 0.0 | 0.0 | 0 | 0 | 0 | 0 | 0 | 0 | 0 | 0 | 0 | 0 | 0 | 0 | 0 | 0 | 0 | 0 | 0 | 0 | L | 37-41 |
| 11/28 | at Bengals | P | 0 | 0 | 0 | 0.0 | 0.0 | 0 | 0 | 0 | 0 | 0 | 0 | 0 | 0 | 0 | 0 | 0 | 0 | 0 | 0 | 0 | 0 | 0 | 0 | L | 10-41 |
| 12/05 | Ravens | P | 0 | 0 | 0 | 0.0 | 0.0 | 0 | 0 | 0 | 0 | 0 | 0 | 0 | 0 | 0 | 0 | 0 | 0 | 0 | 0 | 0 | 0 | 0 | 0 | W | 20-19 |
| 12/09 | at Vikings | P | 0 | 0 | 0 | 0.0 | 0.0 | 0 | 0 | 0 | 0 | 0 | 0 | 0 | 0 | 0 | 0 | 0 | 0 | 0 | 0 | 0 | 0 | 0 | 0 | L | 28-36 |
| 12/19 | Titans | P | 0 | 0 | 0 | 0.0 | 0.0 | 0 | 0 | 0 | 0 | 0 | 0 | 0 | 0 | 0 | 0 | 0 | 0 | 0 | 0 | 0 | 0 | 0 | 0 | W | 19-13 |
| 12/26 | at Chiefs | P | 0 | 0 | 0 | 0.0 | 0.0 | 0 | 0 | 0 | 0 | 0 | 0 | 0 | 0 | 0 | 0 | 0 | 0 | 0 | 0 | 0 | 0 | 0 | 0 | L | 10-36 |
| 01/03 | Browns | P | 0 | 0 | 0 | 0.0 | 0.0 | 0 | 0 | 0 | 0 | 0 | 0 | 0 | 0 | 0 | 0 | 0 | 0 | 0 | 0 | 0 | 0 | 0 | 0 | W | 26-14 |
| 01/09 | at Ravens | P | 0 | 0 | 0 | 0.0 | 0.0 | 0 | 0 | 0 | 0 | 0 | 0 | 0 | 0 | 0 | 0 | 0 | 0 | 0 | 0 | 0 | 0 | 0 | 0 | W | 16-13+ |
| 2021 TOTALS | | 17-0 | 0 | 0 | 0 | 0.0 | 0.0 | 0 | 0 | 0 | 0 | 0 | 0 | 0 | 0 | 0 | 0 | 0 | 0 | 0 | 0 | 0 | 0 | 0 | 0 | 9-7-1 | |

+ - Overtime

2023 GAME-BY-GAME POSTSEASON STATISTICS (STEELERS)

| DATE | OPPONENT | P/S | TACKLES | | | | | | | INTERCEPTIONS | | | | | O. FUMB | | | ST | | | | MISC | | W/L | SCORE | | |
|--------------------|----------|------------|----------|----------|----------|------------|------------|----------|----------|---------------|----------|----------|----------|----------|----------|----------|----------|----------|----------|----------|----------|----------|----------|----------|----------|------------|-------|
| | | | TK | S | A | SK | YDS | TFL | YDS | QBH | NO | YDS | LG | TD | PD | FF | FR | TD | YDS | TK | S | A | FF | | | FR | S |
| 01/15 | at Bills | P | 0 | 0 | 0 | 0.0 | 0.0 | 0 | 0 | 0 | 0 | 0 | 0 | 0 | 0 | 0 | 0 | 0 | 0 | 0 | 0 | 0 | 0 | 0 | 0 | L | 17-31 |
| 2023 TOTALS | | 1-0 | 0 | 0 | 0 | 0.0 | 0.0 | 0 | 0 | 0 | 0 | 0 | 0 | 0 | 0 | 0 | 0 | 0 | 0 | 0 | 0 | 0 | 0 | 0 | 0 | 0-1 | |

2021 GAME-BY-GAME POSTSEASON STATISTICS (STEELERS)

| DATE | OPPONENT | P/S | TACKLES | | | | | | | INTERCEPTIONS | | | | | O. FUMB | | | ST | | | | MISC | | W/L | SCORE | | |
|--------------------|-----------|------------|----------|----------|----------|------------|------------|----------|----------|---------------|----------|----------|----------|----------|----------|----------|----------|----------|----------|----------|----------|----------|----------|----------|----------|------------|-------|
| | | | TK | S | A | SK | YDS | TFL | YDS | QBH | NO | YDS | LG | TD | PD | FF | FR | TD | YDS | TK | S | A | FF | | | FR | S |
| 01/16 | at Chiefs | P | 0 | 0 | 0 | 0.0 | 0.0 | 0 | 0 | 0 | 0 | 0 | 0 | 0 | 0 | 0 | 0 | 0 | 0 | 0 | 0 | 0 | 0 | 0 | 0 | L | 21-42 |
| 2021 TOTALS | | 1-0 | 0 | 0 | 0 | 0.0 | 0.0 | 0 | 0 | 0 | 0 | 0 | 0 | 0 | 0 | 0 | 0 | 0 | 0 | 0 | 0 | 0 | 0 | 0 | 0 | 0-1 | |



DEMARVIN ^{DE} LEAL

HEIGHT: 6-4
WEIGHT: 290
COLLEGE: Texas A&M
BORN: July 1, 2000

HOW ACQUIRED: 03 '22
NFL EXPERIENCE: 3rd year
BIRTHPLACE: San Antonio, TX



PRO CAREER

- ✦ Has played in 23 regular-season games (six starts) in his two-year NFL career (Pittsburgh 2022-23)
- ✦ Has registered 29 tackles (18 solo), four passes defended, three tackles for loss, two quarterback hits and 1.0 sack
- ✦ Made NFL debut in Week 1 of 2022 (at Cincinnati)
- ✦ Made NFL starting debut in Week 5 of 2022 (at Buffalo)

2023 (STEELERS)

- ✦ Played in 12 regular-season games (four starts)
- ✦ Registered 15 tackles (five solo), one pass defended, two quarterback hits, two tackles for loss and 1.0 sack
- ✦ Had a season-high three tackles in Week 1 vs. San Francisco and Week 2 vs. Cleveland
- ✦ Recorded 1.0 sack in Week 2 vs. Cleveland
- ✦ Registered quarterback hits and tackles for loss in Week 1 vs. San Francisco and Week 2 vs. Cleveland

2022 (STEELERS)

- ✦ Played in 11 regular-season games (two starts)
- ✦ Registered 14 tackles (eight solo), three passes defended and one tackle for loss
- ✦ Had a season-high four tackles along with one tackle for loss in Week 4 vs. New York Jets
- ✦ Blocked a field goal in Week 5 at Buffalo
- ✦ Missed Weeks 6 through 12 after being placed on the Reserve/Injured List

TRANSACTIONS

- ✦ Signed a four-year contract with Pittsburgh on May 20, 2022
- ✦ Drafted by the Steelers in the third round (84th overall) of the 2022 NFL Draft

PERSONAL

- ✦ Was coached by Sean McAuliffe at Judson High School
- ✦ Was an Army All-American
- ✦ Named to Dave Campbell's Texas Football Tops in Texas First Team
- ✦ As a junior, was named to AP All-State Second Team
- ✦ Tallied 83 tackles, 16 tackles for loss, 13 quarterback hits, six sacks, six pass breakups, four forced fumbles, two fumble recoveries and a blocked punt in 2018
- ✦ Hometown: San Antonio, Texas

COLLEGE

- ✦ Played in 35 games at Texas A&M
- ✦ Tallied 133 tackles (59 solo), 25.0 tackles for loss, 13.0 sacks, one interception, six passes defended, two forced fumbles and one fumble recovery
- ✦ Recorded a season-high seven tackles at Ole Miss
- ✦ Recorded a season-high two sacks vs Mississippi St.
- ✦ Started 12 games (2021)
- ✦ Finished the season tied for fifth in the SEC with 8.5 sacks and tied for ninth with 12.5 tackles for loss, leading the Aggies in both categories
- ✦ Started all 10 games (2020)
- ✦ Led the defense in hurries with eight and ranked fifth in tackles with 37
- ✦ Played in all 13 games, making seven starts (2019)
- ✦ Was second on the team with five QB hurries
- ✦ 2021 Ted Hendricks Award Finalist
- ✦ 2021 AP All-America First Team
- ✦ 2021 Sporting News All-America First Team
- ✦ 2021 AP and Coaches' All-SEC First Team
- ✦ 2021 FWAA All-America Second Team
- ✦ 2021 Walter Camp All-America Second Team
- ✦ 2021 The Athletic All-America Second Team

DEMARVIN LEAL'S NFL REGULAR SEASON DEFENSIVE STATISTICS

| DATE | TEAM | GP | GS | TACKLES | | | | | | | INTERCEPTIONS | | | | O. FUMB | | | ST | | | MISC | | | | | | |
|-------------------|----------|-----------|----------|-----------|-----------|-----------|----------|----------|------------|------------|---------------|----------|----------|----------|----------|----------|----------|----------|----------|----------|----------|----------|----------|----------|----------|----------|----------|
| | | | | TK | S | A | TFL | YDS | SK | YDS | QBH | NO | YDS | LC | TD | PD | FF | FR | TD | YDS | TK | S | A | FF | FR | S | A |
| 2022 | Steelers | 11 | 2 | 14 | 8 | 6 | 1 | 0 | 0.0 | 0.0 | 0 | 0 | 0 | 0 | 3 | 0 | 0 | 0 | 0 | 0 | 0 | 0 | 0 | 0 | 0 | 0 | 0 |
| 2023 | Steelers | 12 | 4 | 15 | 10 | 5 | 2 | 2 | 1.0 | 2.0 | 2 | 0 | 0 | 0 | 1 | 0 | 0 | 0 | 0 | 0 | 0 | 0 | 0 | 0 | 0 | 0 | 0 |
| 2024 | Steelers | 1 | 0 | 0 | 0 | 0 | 0 | 0 | 0.0 | 0.0 | 0 | 0 | 0 | 0 | 0 | 0 | 0 | 0 | 0 | 0 | 1 | 1 | 0 | 0 | 0 | 0 | 0 |
| NFL TOTALS | | 24 | 6 | 29 | 18 | 11 | 3 | 2 | 1.0 | 2.0 | 2 | 0 | 0 | 0 | 4 | 0 | 0 | 0 | 0 | 0 | 1 | 1 | 0 | 0 | 0 | 0 | 0 |

DEMARVIN LEAL'S NFL POSTSEASON DEFENSIVE STATISTICS

| DATE | TEAM | GP | GS | TACKLES | | | | | | | INTERCEPTIONS | | | | | O. FUMB | | | ST | | | MISC | | | | |
|-------------------|----------|----------|----------|----------|----------|----------|----------|----------|------------|------------|---------------|----------|----------|----------|----------|----------|----------|----------|----------|----------|----------|----------|----------|----------|----------|---|
| | | | | TK | S | A | SK | YDS | TFL | YDS | QBH | NO | YDS | LG | TD | PD | FF | FR | TD | YDS | TK | S | A | FF | FR | S |
| 2023 | Steelers | 0 | 0 | 0 | 0 | 0 | 0 | 0 | 0.0 | 0.0 | 0 | 0 | 0 | 0 | 0 | 0 | 0 | 0 | 0 | 0 | 0 | 0 | 0 | 0 | 0 | 0 |
| NFL TOTALS | | 0 | 0 | 0 | 0 | 0 | 0 | 0 | 0.0 | 0.0 | 0 | 0 | 0 | 0 | 0 | 0 | 0 | 0 | 0 | 0 | 0 | 0 | 0 | 0 | 0 | |

SINGLE-GAME HIGHS: DEFENSIVE

Total Tackles 4 vs. New York Jets, Oct 02, 2022
 3 vs. Cleveland Browns, Sep 18, 2023
 ...2 more at 3.
 Solo Tackles 2 at Houston Texans, Oct 01, 2023
 2 at Las Vegas Raiders, Sep 24, 2023
 ...4 more at 2.

Passes Defensed 2 at Buffalo Bills, Oct 09, 2022
 1 vs. New England Patriots, Sep 18, 2022
 Tackles For Loss 1 vs. San Francisco 49ers, Sep 10, 2023
 1 vs. New York Jets, Oct 02, 2022

2024 GAME-BY-GAME REGULAR-SEASON STATISTICS (STEELERS)

| DATE | OPPONENT | P/S | TACKLES | | | | | | | INTERCEPTIONS | | | | | O. FUMB | | | ST | | | MISC | | | | | |
|--------------------|------------|------------|----------|----------|----------|------------|------------|----------|----------|---------------|----------|----------|----------|----------|----------|----------|----------|----------|----------|----------|----------|----------|----------|----------|----------|------------|
| | | | TK | S | A | SK | YDS | TFL | YDS | QBH | NO | YDS | LG | TD | PD | FF | FR | TD | YDS | TK | S | A | FF | FR | S | A |
| 09/08 | at Falcons | P | 0 | 0 | 0 | 0.0 | 0.0 | 0 | 0 | 0 | 0 | 0 | 0 | 0 | 0 | 0 | 0 | 0 | 1 | 1 | 0 | 0 | 0 | 0 | 0 | 0 |
| 2024 TOTALS | | 1-0 | 0 | 0 | 0 | 0.0 | 0.0 | 0 | 0 | 0 | 0 | 0 | 0 | 0 | 0 | 0 | 0 | 0 | 1 | 1 | 0 | 0 | 0 | 0 | 0 | 1-0 |

2023 GAME-BY-GAME REGULAR-SEASON STATISTICS (STEELERS)

| DATE | OPPONENT | P/S | TACKLES | | | | | | | INTERCEPTIONS | | | | | O. FUMB | | | ST | | | MISC | | | | | | |
|--------------------|-------------|-------------|------------------|-----------|----------|------------|------------|----------|----------|---------------|----------|----------|----------|----------|----------|----------|----------|----------|----------|----------|----------|----------|----------|----------|----------|-------------|--|
| | | | TK | S | A | SK | YDS | TFL | YDS | QBH | NO | YDS | LG | TD | PD | FF | FR | TD | YDS | TK | S | A | FF | FR | S | A | |
| 09/10 | 49ers | P | 3 | 2 | 1 | 0.0 | 0.0 | 1 | 0 | 1 | 0 | 0 | 0 | 0 | 0 | 0 | 0 | 0 | 0 | 0 | 0 | 0 | 0 | 0 | 0 | 0 | |
| 09/18 | Browns | S | 3 | 2 | 1 | 1.0 | 2.0 | 1 | 2 | 1 | 0 | 0 | 0 | 0 | 0 | 0 | 0 | 0 | 0 | 0 | 0 | 0 | 0 | 0 | 0 | W | |
| 09/24 | at Raiders | S | 2 | 2 | 0 | 0.0 | 0.0 | 0 | 0 | 0 | 0 | 0 | 0 | 0 | 0 | 0 | 0 | 0 | 0 | 0 | 0 | 0 | 0 | 0 | 0 | W | |
| 10/01 | at Texans | S | 2 | 2 | 0 | 0.0 | 0.0 | 0 | 0 | 0 | 0 | 0 | 0 | 1 | 0 | 0 | 0 | 0 | 0 | 0 | 0 | 0 | 0 | 0 | 0 | L | |
| 10/08 | Ravens | | ON INACTIVE LIST | | | | | | | | | | | | | | | | | | | | | | | | |
| 10/22 | at Rams | P | 2 | 0 | 2 | 0.0 | 0.0 | 0 | 0 | 0 | 0 | 0 | 0 | 0 | 0 | 0 | 0 | 0 | 0 | 0 | 0 | 0 | 0 | 0 | 0 | W | |
| 10/29 | Jaguars | S | 1 | 1 | 0 | 0.0 | 0.0 | 0 | 0 | 0 | 0 | 0 | 0 | 0 | 0 | 0 | 0 | 0 | 0 | 0 | 0 | 0 | 0 | 0 | 0 | L | |
| 11/02 | Titans | P | 2 | 1 | 1 | 0.0 | 0.0 | 0 | 0 | 0 | 0 | 0 | 0 | 0 | 0 | 0 | 0 | 0 | 0 | 0 | 0 | 0 | 0 | 0 | 0 | W | |
| 11/12 | Packers | P | 0 | 0 | 0 | 0.0 | 0.0 | 0 | 0 | 0 | 0 | 0 | 0 | 0 | 0 | 0 | 0 | 0 | 0 | 0 | 0 | 0 | 0 | 0 | 0 | W | |
| 11/19 | at Browns | P | 0 | 0 | 0 | 0.0 | 0.0 | 0 | 0 | 0 | 0 | 0 | 0 | 0 | 0 | 0 | 0 | 0 | 0 | 0 | 0 | 0 | 0 | 0 | 0 | L | |
| 11/26 | at Bengals | P | 0 | 0 | 0 | 0.0 | 0.0 | 0 | 0 | 0 | 0 | 0 | 0 | 0 | 0 | 0 | 0 | 0 | 0 | 0 | 0 | 0 | 0 | 0 | 0 | W | |
| 12/03 | Cardinals | P | 0 | 0 | 0 | 0.0 | 0.0 | 0 | 0 | 0 | 0 | 0 | 0 | 0 | 0 | 0 | 0 | 0 | 0 | 0 | 0 | 0 | 0 | 0 | 0 | L | |
| 12/07 | Patriots | | INACTIVE | | | | | | | | | | | | | | | | | | | | | | | | |
| 12/16 | at Colts | P | 0 | 0 | 0 | 0.0 | 0.0 | 0 | 0 | 0 | 0 | 0 | 0 | 0 | 0 | 0 | 0 | 0 | 0 | 0 | 0 | 0 | 0 | 0 | 0 | L | |
| 12/23 | Bengals | | ON INACTIVE LIST | | | | | | | | | | | | | | | | | | | | | | | | |
| 12/31 | at Seahawks | | ON INACTIVE LIST | | | | | | | | | | | | | | | | | | | | | | | | |
| 01/06 | at Ravens | | ON INACTIVE LIST | | | | | | | | | | | | | | | | | | | | | | | | |
| 2023 TOTALS | | 12-4 | 15 | 10 | 5 | 1.0 | 2.0 | 2 | 2 | 2 | 0 | 0 | 0 | 0 | 1 | 0 | 0 | 0 | 0 | 0 | 0 | 0 | 0 | 0 | 0 | 10-7 | |

2022 GAME-BY-GAME REGULAR-SEASON STATISTICS (STEELERS)

| DATE | OPPONENT | P/S | TACKLES | | | | | | | INTERCEPTIONS | | | | | O. FUMB | | | ST | | | MISC | | | | | | |
|--------------------|-------------|-------------|-----------------|----------|----------|------------|------------|----------|----------|---------------|----------|----------|----------|----------|----------|----------|----------|----------|----------|----------|----------|----------|----------|----------|----------|------------|--|
| | | | TK | S | A | SK | YDS | TFL | YDS | QBH | NO | YDS | LG | TD | PD | FF | FR | TD | YDS | TK | S | A | FF | FR | S | A | |
| 09/11 | at Bengals | P | 1 | 0 | 1 | 0.0 | 0.0 | 0 | 0 | 0 | 0 | 0 | 0 | 0 | 0 | 0 | 0 | 0 | 0 | 0 | 0 | 0 | 0 | 0 | 0 | W | |
| 09/18 | Patriots | P | 2 | 1 | 1 | 0.0 | 0.0 | 0 | 0 | 0 | 0 | 0 | 0 | 1 | 0 | 0 | 0 | 0 | 0 | 0 | 0 | 0 | 0 | 0 | 0 | L | |
| 09/22 | at Browns | P | 1 | 1 | 0 | 0.0 | 0.0 | 0 | 0 | 0 | 0 | 0 | 0 | 0 | 0 | 0 | 0 | 0 | 0 | 0 | 0 | 0 | 0 | 0 | 0 | L | |
| 10/02 | Jets | P | 4 | 2 | 2 | 0.0 | 0.0 | 1 | 0 | 0 | 0 | 0 | 0 | 0 | 0 | 0 | 0 | 0 | 0 | 0 | 0 | 0 | 0 | 0 | 0 | L | |
| 10/09 | at Bills | S | 1 | 1 | 0 | 0.0 | 0.0 | 0 | 0 | 0 | 0 | 0 | 0 | 2 | 0 | 0 | 0 | 0 | 0 | 0 | 0 | 0 | 0 | 0 | 0 | L | |
| 10/16 | Buccaneers | | INJURED RESERVE | | | | | | | | | | | | | | | | | | | | | | | | |
| 10/23 | at Dolphins | | INJURED RESERVE | | | | | | | | | | | | | | | | | | | | | | | | |
| 10/30 | at Eagles | | INJURED RESERVE | | | | | | | | | | | | | | | | | | | | | | | | |
| 11/13 | Saints | | INJURED RESERVE | | | | | | | | | | | | | | | | | | | | | | | | |
| 11/20 | Bengals | | INJURED RESERVE | | | | | | | | | | | | | | | | | | | | | | | | |
| 11/28 | at Colts | | INJURED RESERVE | | | | | | | | | | | | | | | | | | | | | | | | |
| 12/04 | at Falcons | P | 0 | 0 | 0 | 0.0 | 0.0 | 0 | 0 | 0 | 0 | 0 | 0 | 0 | 0 | 0 | 0 | 0 | 0 | 0 | 0 | 0 | 0 | 0 | 0 | W | |
| 12/11 | Ravens | P | 0 | 0 | 0 | 0.0 | 0.0 | 0 | 0 | 0 | 0 | 0 | 0 | 0 | 0 | 0 | 0 | 0 | 0 | 0 | 0 | 0 | 0 | 0 | 0 | L | |
| 12/18 | at Panthers | P | 0 | 0 | 0 | 0.0 | 0.0 | 0 | 0 | 0 | 0 | 0 | 0 | 0 | 0 | 0 | 0 | 0 | 0 | 0 | 0 | 0 | 0 | 0 | 0 | W | |
| 12/24 | Raiders | P | 0 | 0 | 0 | 0.0 | 0.0 | 0 | 0 | 0 | 0 | 0 | 0 | 0 | 0 | 0 | 0 | 0 | 0 | 0 | 0 | 0 | 0 | 0 | 0 | W | |
| 01/01 | at Ravens | S | 3 | 2 | 1 | 0.0 | 0.0 | 0 | 0 | 0 | 0 | 0 | 0 | 0 | 0 | 0 | 0 | 0 | 0 | 0 | 0 | 0 | 0 | 0 | 0 | W | |
| 01/08 | Browns | P | 2 | 1 | 1 | 0.0 | 0.0 | 0 | 0 | 0 | 0 | 0 | 0 | 0 | 0 | 0 | 0 | 0 | 0 | 0 | 0 | 0 | 0 | 0 | 0 | W | |
| 2022 TOTALS | | 11-2 | 14 | 8 | 6 | 0.0 | 0.0 | 1 | 0 | 0 | 0 | 0 | 0 | 0 | 3 | 0 | 0 | 0 | 0 | 0 | 0 | 0 | 0 | 0 | 0 | 9-8 | |

+ Overtime

2023 GAME-BY-GAME POSTSEASON STATISTICS (STEELERS)

| DATE | OPPONENT | P/S | TACKLES | | | | | | | INTERCEPTIONS | | | | | O. FUMB | | | ST | | | MISC | | | | | | |
|--------------------|----------|-----|----------|----------|----------|------------|------------|----------|----------|---------------|----------|----------|----------|----------|----------|----------|----------|----------|----------|----------|----------|----------|----------|----------|----------|------------|--|
| | | | TK | S | A | SK | YDS | TFL | YDS | QBH | NO | YDS | LG | TD | PD | FF | FR | TD | YDS | TK | S | A | FF | FR | S | A | |
| 01/15 | at Bills | | INACTIVE | | | | | | | | | | | | | | | | | | | | | | | | |
| 2023 TOTALS | | | 0 | 0 | 0 | 0.0 | 0.0 | 0 | 0 | 0 | 0 | 0 | 0 | 0 | 0 | 0 | 0 | 0 | 0 | 0 | 0 | 0 | 0 | 0 | 0 | 0-1 | |



ISAIAHH ^{OT}
LOUDERMILK

HEIGHT: 6-7
WEIGHT: 293
COLLEGE: Wisconsin
BORN: October 10, 1997

HOW ACQUIRED: 05'21
NFL EXPERIENCE: 4th year
BIRTHPLACE: Howard, KS



PRO CAREER

- ✦ Has played in 42 regular-season games (five starts) in three-year NFL career (Pittsburgh 2021-23)
- ✦ Has registered 46 tackles (28 solo), 1.0 sack, five passes defended, one quarterback hit, one tackle for loss and 1.0 sack
- ✦ Made NFL debut in Week 2 of 2021 (vs. Las Vegas)
- ✦ Made NFL starting debut in Week 16 of 2021 (at Kansas City)

2023 (STEELERS)

- ✦ Played in 16 regular-season games (no starts)
- ✦ Recorded 16 tackles (eight solo) two passes defended and one quarterback hit
- ✦ Registered a season-high three tackles (two solo) in Week 13 vs. Arizona

2022 (STEELERS)

- ✦ Played in 11 regular-season games (three starts)
- ✦ Recorded seven tackles (four solo)
- ✦ Blocked a field goal in Week 12 at Indianapolis
- ✦ Had his first tackle for loss in Week 15 at Carolina

2021 (STEELERS)

- ✦ Played in 15 regular-season games (two starts)
- ✦ Recorded 23 tackles (16 solo), three passes defended and 1.0 sack
- ✦ Registered his first NFL sack taking down Baker Mayfield in Week 8 at Cleveland
- ✦ Registered a career-high six tackles at Kansas City in Week 15

TRANSACTIONS

- ✦ Signed a four-year contract with Pittsburgh on May 15, 2021
- ✦ Drafted by the Steelers in the fifth round (156th overall) in the 2021 NFL Draft

COLLEGE

- ✦ Played in 40 games (26 starts) at defensive end for Wisconsin (2016-20)
- ✦ Recorded 63 tackles, 11.5 tackles for loss, 7.5 sacks, two forced fumbles and nine pass breakups
- ✦ Graduated in December 2019 with bachelor's degree in personal finance
- ✦ Named All-Big Ten third team (media) and All-Big Ten honorable mention (coaches) in 2020
- ✦ Selected to participate in the 2021 East-West Shrine Bowl
- ✦ Played in all six games (six starts) at defensive end in 2020; recorded 13 tackles, nine solo stops, 2.5 tackles for loss and 2.0 sacks
- ✦ Started 14 games at defensive end in 2019; recorded 24 tackles, including 5.0 tackles for loss and 3.0 sacks, forced two fumbles and batted down five passes
- ✦ Set a career high with five tackles vs. Ohio State in 2019 Big Ten Football Championship Game, also recording 1.0 sack and forcing a fumble

PERSONAL

- ✦ Three-star prospect by 247 Sports, ESPN and Rivals
- ✦ First-team all-state in 8-man football by Kansas Football Coaches Association and Wichita Eagle as a senior; recorded 97 tackles, 2.0 sacks and two interceptions along with five TD receptions
- ✦ Helped 10-1 West Elk earn its first-ever playoff win as a senior
- ✦ First-team All-South Central Border League as a sophomore, junior and senior
- ✦ Three-time all-district and all-area selection
- ✦ Finished career with 267 tackles, 22.0 sacks and three interceptions on defense and registered eight TD receptions on offense
- ✦ Two-year team MVP
- ✦ First-team all-state in basketball by Kansas Basketball Coaches Association as a junior, averaging 19.2 points, 14.7 rebounds and 5.5 blocks per game
- ✦ Three-time All-SCBL in basketball
- ✦ Also competed in baseball and track and field, winning conference title in shot put as a junior
- ✦ Parents are Stacy Howell and Cartez Loudermilk
- ✦ Father played basketball at Independence Community College and Creighton.

REGULAR SEASON COMPARISON: DEFENSIVE - DENVER BRONCOS

| DATE | OPP | W/L | GP/GS | TACKLES | | | | | YDS. | INT | TFL | PD | QBH | TD | MISC | |
|---------------|-------------|-----|-------|---------|------|------|------|-----|------|-----|-----|----|-----|----|------|---|
| | | | | TOT | SOLO | ASST | SACK | FF | | | | | | | FR | |
| 10/10/21 | PIT vs. DEN | W | P | 0 | 0 | 0 | 0.0 | 0.0 | 0 | 0 | 0 | 0 | 0 | 0 | 0 | 0 |
| TOTALS | | 1/0 | 1/0 | 0 | 0 | 0 | 0.0 | 0.0 | 0 | 0 | 0 | 0 | 0 | 0 | 0 | 0 |

ISAIAHH LOUDERMILK'S NFL REGULAR SEASON DEFENSIVE STATISTICS

| DATE | TEAM | GP | GS | TACKLES | | | | | | | INTERCEPTIONS | | | | | O. FUMB | | | | ST | | | MISC | | | |
|------------|----------|----|----|---------|----|----|----|-----|-----|-----|---------------|----|-----|----|----|---------|----|----|----|-----|----|---|------|----|----|---|
| | | | | TK | S | A | SK | YDS | TFL | YDS | QHB | NO | YDS | LG | TD | PD | FF | FR | TD | YDS | TK | S | A | FF | FR | S |
| 2021 | Steelers | 15 | 2 | 23 | 16 | 7 | 0 | 0 | 1.0 | 0.0 | 0 | 0 | 0 | 0 | 3 | 0 | 0 | 0 | 0 | 0 | 0 | 0 | 0 | 0 | 0 | 0 |
| 2022 | Steelers | 11 | 3 | 7 | 4 | 3 | 1 | 1 | 0.0 | 0.0 | 0 | 0 | 0 | 0 | 0 | 0 | 0 | 0 | 0 | 0 | 0 | 0 | 0 | 0 | 0 | |
| 2023 | Steelers | 16 | 0 | 16 | 8 | 8 | 0 | 0 | 0.0 | 0.0 | 1 | 0 | 0 | 0 | 2 | 0 | 0 | 0 | 0 | 0 | 0 | 0 | 0 | 0 | 0 | |
| 2024 | Steelers | 1 | 0 | 0 | 0 | 0 | 0 | 0 | 0.0 | 0.0 | 0 | 0 | 0 | 0 | 0 | 0 | 0 | 0 | 0 | 0 | 0 | 0 | 0 | 0 | 0 | |
| NFL TOTALS | | 43 | 5 | 46 | 28 | 18 | 1 | 1 | 1.0 | 0.0 | 1 | 0 | 0 | 0 | 5 | 0 | 0 | 0 | 0 | 0 | 0 | 0 | 0 | 0 | 0 | |

ISAIAHH LOUDERMILK'S NFL POSTSEASON DEFENSIVE STATISTICS

| DATE | TEAM | GP | GS | TACKLES | | | | | | | INTERCEPTIONS | | | | | O. FUMB | | | | ST | | | MISC | | |
|------------|----------|----|----|---------|---|---|----|-----|-----|-----|---------------|----|-----|----|----|---------|----|----|----|-----|----|---|------|----|----|
| | | | | TK | S | A | SK | YDS | TFL | YDS | QHB | NO | YDS | LG | TD | PD | FF | FR | TD | YDS | TK | S | A | FF | FR |
| 2021 | Steelers | 1 | 0 | 0 | 0 | 0 | 0 | 0 | 0.0 | 0.0 | 0 | 0 | 0 | 0 | 0 | 0 | 0 | 0 | 0 | 0 | 0 | 0 | 0 | 0 | 0 |
| 2023 | Steelers | 1 | 0 | 0 | 0 | 0 | 0 | 0 | 0.0 | 0.0 | 0 | 0 | 0 | 0 | 0 | 0 | 0 | 0 | 0 | 0 | 0 | 0 | 0 | 0 | 0 |
| NFL TOTALS | | 2 | 0 | 0 | 0 | 0 | 0 | 0 | 0.0 | 0.0 | 0 | 0 | 0 | 0 | 0 | 0 | 0 | 0 | 0 | 0 | 0 | 0 | 0 | 0 | 0 |

SINGLE-GAME HIGHS: DEFENSIVE

Total Tackles 6 at Kansas City Chiefs, Dec 26, 2021 Passes Defended 2 vs. San Francisco 49ers, Sep 10, 2023
 4 vs. Tennessee Titans, Dec 19, 2021 1 vs. Cleveland Browns, Jan 03, 2022
 Solo Tackles 4 vs. Tennessee Titans, Dec 19, 2021 ...2 more at 1.
 3 at Kansas City Chiefs, Dec 26, 2021 Tackles For Loss 1 at Carolina Panthers, Dec 18, 2022
 Sacks 1.0 at Cleveland Browns, Oct 31, 2021

SINGLE-GAME HIGHS - POSTSEASON: DEFENSIVE

Total Tackles 3 at Kansas City Chiefs, Jan 16, 2022 Solo Tackles 1 at Kansas City Chiefs, Jan 16, 2022

2024 GAME-BY-GAME REGULAR-SEASON STATISTICS (STEELERS)

| DATE | OPPONENT | P/S | TACKLES | | | | | | | INTERCEPTIONS | | | | | O. FUMB | | | | ST | | | MISC | | | | |
|-------------|------------|-----|---------|---|---|-----|-----|-----|-----|---------------|----|-----|----|----|---------|----|----|----|-----|----|---|------|----|----|---|-----|
| | | | TK | S | A | SK | YDS | TFL | YDS | QHB | NO | YDS | LG | TD | PD | FF | FR | TD | YDS | TK | S | A | FF | FR | S | A |
| 09/08 | at Falcons | P | 0 | 0 | 0 | 0.0 | 0.0 | 0 | 0 | 0 | 0 | 0 | 0 | 0 | 0 | 0 | 0 | 0 | 0 | 0 | 0 | 0 | 0 | 0 | 0 | 0 |
| 2024 TOTALS | | 1-0 | 0 | 0 | 0 | 0.0 | 0.0 | 0 | 0 | 0 | 0 | 0 | 0 | 0 | 0 | 0 | 0 | 0 | 0 | 0 | 0 | 0 | 0 | 0 | 0 | 1-0 |

2023 GAME-BY-GAME REGULAR-SEASON STATISTICS (STEELERS)

| DATE | OPPONENT | P/S | TACKLES | | | | | | | INTERCEPTIONS | | | | | O. FUMB | | | | ST | | | MISC | | | | | | |
|-------------|-------------|------|------------------|---|---|-----|-----|-----|-----|---------------|----|-----|----|----|---------|----|----|----|-----|----|---|------|----|----|---|---|-------|-------|
| | | | TK | S | A | SK | YDS | TFL | YDS | QHB | NO | YDS | LG | TD | PD | FF | FR | TD | YDS | TK | S | A | FF | FR | S | A | | |
| 09/10 | 49ers | P | 1 | 0 | 1 | 0.0 | 0.0 | 0 | 0 | 0 | 0 | 0 | 0 | 2 | 0 | 0 | 0 | 0 | 0 | 0 | 0 | 0 | 0 | 0 | 0 | L | 7-30 | |
| 09/18 | Browns | P | 0 | 0 | 0 | 0.0 | 0.0 | 0 | 0 | 0 | 0 | 0 | 0 | 0 | 0 | 0 | 0 | 0 | 0 | 0 | 0 | 0 | 0 | 0 | 0 | W | 26-22 | |
| 09/24 | at Raiders | P | 0 | 0 | 0 | 0.0 | 0.0 | 0 | 0 | 0 | 0 | 0 | 0 | 0 | 0 | 0 | 0 | 0 | 0 | 0 | 0 | 0 | 0 | 0 | 0 | W | 23-18 | |
| 10/01 | at Texans | P | 1 | 1 | 0 | 0.0 | 0.0 | 0 | 0 | 0 | 0 | 0 | 0 | 0 | 0 | 0 | 0 | 0 | 0 | 0 | 0 | 0 | 0 | 0 | 0 | L | 6-30 | |
| 10/08 | Ravens | P | 2 | 0 | 2 | 0.0 | 0.0 | 0 | 0 | 0 | 0 | 0 | 0 | 0 | 0 | 0 | 0 | 0 | 0 | 0 | 0 | 0 | 0 | 0 | 0 | W | 17-10 | |
| 10/22 | at Rams | P | 0 | 0 | 0 | 0.0 | 0.0 | 0 | 0 | 0 | 0 | 0 | 0 | 0 | 0 | 0 | 0 | 0 | 0 | 0 | 0 | 0 | 0 | 0 | 0 | W | 24-17 | |
| 10/29 | Jaguars | P | 2 | 1 | 1 | 0.0 | 0.0 | 0 | 0 | 0 | 0 | 0 | 0 | 0 | 0 | 0 | 0 | 0 | 0 | 0 | 0 | 0 | 0 | 0 | 0 | L | 10-20 | |
| 11/02 | Titans | P | 2 | 0 | 2 | 0.0 | 0.0 | 0 | 0 | 0 | 0 | 0 | 0 | 0 | 0 | 0 | 0 | 0 | 0 | 0 | 0 | 0 | 0 | 0 | 0 | W | 20-16 | |
| 11/12 | Packers | P | 2 | 2 | 0 | 0.0 | 0.0 | 0 | 0 | 0 | 0 | 0 | 0 | 0 | 0 | 0 | 0 | 0 | 0 | 0 | 0 | 0 | 0 | 0 | 0 | W | 23-19 | |
| 11/19 | at Browns | P | 1 | 0 | 1 | 0.0 | 0.0 | 0 | 0 | 0 | 0 | 0 | 0 | 0 | 0 | 0 | 0 | 0 | 0 | 0 | 0 | 0 | 0 | 0 | 0 | L | 10-13 | |
| 11/26 | at Bengals | P | 0 | 0 | 0 | 0.0 | 0.0 | 0 | 0 | 0 | 0 | 0 | 0 | 0 | 0 | 0 | 0 | 0 | 0 | 0 | 0 | 0 | 0 | 0 | 0 | W | 16-10 | |
| 12/03 | Cardinals | P | 3 | 2 | 1 | 0.0 | 0.0 | 0 | 0 | 0 | 0 | 0 | 0 | 0 | 0 | 0 | 0 | 0 | 0 | 0 | 0 | 0 | 0 | 0 | 0 | L | 10-24 | |
| 12/07 | Patriots | P | 0 | 0 | 0 | 0.0 | 0.0 | 0 | 0 | 0 | 0 | 0 | 0 | 0 | 0 | 0 | 0 | 0 | 0 | 0 | 0 | 0 | 0 | 0 | 0 | L | 18-21 | |
| 12/16 | at Colts | | ON INACTIVE LIST | | | | | | | | | | | | | | | | | | | | | | | L | 13-30 | |
| 12/23 | Bengals | P | 0 | 0 | 0 | 0.0 | 0.0 | 0 | 0 | 0 | 1 | 0 | 0 | 0 | 0 | 0 | 0 | 0 | 0 | 0 | 0 | 0 | 0 | 0 | 0 | 0 | W | 34-11 |
| 12/31 | at Seahawks | P | 1 | 1 | 0 | 0.0 | 0.0 | 0 | 0 | 0 | 0 | 0 | 0 | 0 | 0 | 0 | 0 | 0 | 0 | 0 | 0 | 0 | 0 | 0 | 0 | 0 | W | 30-23 |
| 01/06 | at Ravens | P | 1 | 1 | 0 | 0.0 | 0.0 | 0 | 0 | 0 | 0 | 0 | 0 | 0 | 0 | 0 | 0 | 0 | 0 | 0 | 0 | 0 | 0 | 0 | 0 | 0 | W | 17-10 |
| 2023 TOTALS | | 16-0 | 16 | 8 | 8 | 0.0 | 0.0 | 0 | 0 | 0 | 1 | 0 | 0 | 0 | 0 | 2 | 0 | 0 | 0 | 0 | 0 | 0 | 0 | 0 | 0 | 0 | 10-7 | |

2022 GAME-BY-GAME REGULAR-SEASON STATISTICS (STEELERS)

| DATE | OPPONENT | P/S | TACKLES | | | | | | | INTERCEPTIONS | | | | | O. FUMB | | | | ST | | | MISC | | | | | |
|-------------|-------------|------|------------------|---|---|-----|-----|-----|-----|---------------|----|-----|----|----|---------|----|----|----|-----|----|---|------|----|----|---|-----|--------|
| | | | TK | S | A | SK | YDS | TFL | YDS | QHB | NO | YDS | LG | TD | PD | FF | FR | TD | YDS | TK | S | A | FF | FR | S | A | |
| 09/11 | at Bengals | | ON INACTIVE LIST | | | | | | | | | | | | | | | | | | | | | | | W | 23-20+ |
| 09/18 | Patriots | | ON INACTIVE LIST | | | | | | | | | | | | | | | | | | | | | | | L | 14-17 |
| 09/22 | at Browns | | INACTIVE | | | | | | | | | | | | | | | | | | | | | | | L | 17-29 |
| 10/02 | Jets | | ON INACTIVE LIST | | | | | | | | | | | | | | | | | | | | | | | L | 20-24 |
| 10/09 | at Bills | | ON INACTIVE LIST | | | | | | | | | | | | | | | | | | | | | | | L | 3-38 |
| 10/16 | Buccaneers | S | 2 | 1 | 1 | 0.0 | 0.0 | 0 | 0 | 0 | 0 | 0 | 0 | 0 | 0 | 0 | 0 | 0 | 0 | 0 | 0 | 0 | 0 | 0 | 0 | W | 20-18 |
| 10/23 | at Dolphins | S | 0 | 0 | 0 | 0.0 | 0.0 | 0 | 0 | 0 | 0 | 0 | 0 | 0 | 0 | 0 | 0 | 0 | 0 | 0 | 0 | 0 | 0 | 0 | 0 | L | 10-16 |
| 10/30 | at Eagles | S | 3 | 1 | 2 | 0.0 | 0.0 | 0 | 0 | 0 | 0 | 0 | 0 | 0 | 0 | 0 | 0 | 0 | 0 | 0 | 0 | 0 | 0 | 0 | 0 | L | 13-35 |
| 11/13 | Saints | P | 0 | 0 | 0 | 0.0 | 0.0 | 0 | 0 | 0 | 0 | 0 | 0 | 0 | 0 | 0 | 0 | 0 | 0 | 0 | 0 | 0 | 0 | 0 | 0 | W | 20-10 |
| 11/20 | Bengals | P | 0 | 0 | 0 | 0.0 | 0.0 | 0 | 0 | 0 | 0 | 0 | 0 | 0 | 0 | 0 | 0 | 0 | 0 | 0 | 0 | 0 | 0 | 0 | 0 | L | 30-37 |
| 11/28 | at Colts | P | 0 | 0 | 0 | 0.0 | 0.0 | 0 | 0 | 0 | 0 | 0 | 0 | 0 | 0 | 0 | 0 | 0 | 0 | 0 | 0 | 0 | 0 | 0 | 0 | W | 24-17 |
| 12/04 | at Falcons | | ON INACTIVE LIST | | | | | | | | | | | | | | | | | | | | | | | W | 19-16 |
| 12/11 | Ravens | P | 0 | 0 | 0 | 0.0 | 0.0 | 0 | 0 | 0 | 0 | 0 | 0 | 0 | 0 | 0 | 0 | 0 | 0 | 0 | 0 | 0 | 0 | 0 | 0 | L | 14-16 |
| 12/18 | at Panthers | P | 1 | 1 | 0 | 0.0 | 0.0 | 1 | 1 | 0 | 0 | 0 | 0 | 0 | 0 | 0 | 0 | 0 | 0 | 0 | 0 | 0 | 0 | 0 | 0 | W | 24-16 |
| 12/24 | Raiders | P | 0 | 0 | 0 | 0.0 | 0.0 | 0 | 0 | 0 | 0 | 0 | 0 | 0 | 0 | 0 | 0 | 0 | 0 | 0 | 0 | 0 | 0 | 0 | 0 | W | 13-10 |
| 01/01 | at Ravens | P | 0 | 0 | 0 | 0.0 | 0.0 | 0 | 0 | 0 | 0 | 0 | 0 | 0 | 0 | 0 | 0 | 0 | 0 | 0 | 0 | 0 | 0 | 0 | 0 | W | 16-13 |
| 01/08 | Browns | P | 1 | 1 | 0 | 0.0 | 0.0 | 0 | 0 | 0 | 0 | 0 | 0 | 0 | 0 | 0 | 0 | 0 | 0 | 0 | 0 | 0 | 0 | 0 | 0 | W | 28-14 |
| 2022 TOTALS | | 11-3 | 7 | 4 | 3 | 0.0 | 0.0 | 1 | 1 | 0 | 0 | 0 | 0 | 0 | 0 | 0 | 0 | 0 | 0 | 0 | 0 | 0 | 0 | 0 | 0 | 9-8 | |

+ - Overtime

2021 GAME-BY-GAME REGULAR-SEASON STATISTICS (STEELERS)

| DATE | OPPONENT | P/S | TACKLES | | | | | | | INTERCEPTIONS | | | | | O. FUMB | | | | ST | | | | MISC | | W/L | SCORE | | | | | | | | | | | |
|--------------------|-------------|------|------------------|-----------|----------|------------|------------|----------|----------|---------------|------------------|----------|----------|----------|----------|----------|----------|----------|----------|----------|----------|----------|----------|----------|----------|----------|----------|----------|--------------|-------|-------|---|---|---|---|---|-------|
| | | | TK | S | A | SK | YDS | TFL | YDS | QBH | NO | YDS | LG | TD | PD | FF | FR | TD | YDS | TK | S | A | FF | FR | | | S | A | | | | | | | | | |
| 09/12 | at Bills | P | 1 | 0 | 1 | 0.0 | 0.0 | 0 | 0 | 0 | ON INACTIVE LIST | | | | | | | | | | | | | 0 | 0 | 0 | 0 | 0 | 0 | 0 | 0 | 0 | 0 | 0 | 0 | W | 23-16 |
| 09/19 | Raiders | P | 1 | 1 | 0 | 0.0 | 0.0 | 0 | 0 | 0 | 0 | 0 | 0 | 0 | 0 | 0 | 0 | 0 | 0 | 0 | 0 | 0 | 0 | 0 | 0 | 0 | 0 | 0 | 0 | L | 17-26 | | | | | | |
| 09/26 | Bengals | P | 0 | 0 | 0 | 0.0 | 0.0 | 0 | 0 | 0 | 0 | 0 | 0 | 0 | 0 | 0 | 0 | 0 | 0 | 0 | 0 | 0 | 0 | 0 | 0 | 0 | 0 | 0 | L | 10-24 | | | | | | | |
| 10/03 | at Packers | P | 0 | 0 | 0 | 0.0 | 0.0 | 0 | 0 | 0 | 0 | 0 | 0 | 0 | 1 | 0 | 0 | 0 | 0 | 0 | 0 | 0 | 0 | 0 | 0 | 0 | 0 | 0 | L | 17-27 | | | | | | | |
| 10/10 | Broncos | P | 0 | 0 | 0 | 0.0 | 0.0 | 0 | 0 | 0 | 0 | 0 | 0 | 0 | 0 | 0 | 0 | 0 | 0 | 0 | 0 | 0 | 0 | 0 | 0 | 0 | 0 | W | 27-19 | | | | | | | | |
| 10/17 | Seahawks | P | 1 | 1 | 0 | 0.0 | 0.0 | 0 | 0 | 0 | 0 | 0 | 0 | 0 | 0 | 0 | 0 | 0 | 0 | 0 | 0 | 0 | 0 | 0 | 0 | 0 | 0 | W | 23-20+ | | | | | | | | |
| 10/31 | at Browns | P | 2 | 2 | 0 | 1.0 | 0.0 | 0 | 0 | 0 | 0 | 0 | 0 | 0 | 0 | 0 | 0 | 0 | 0 | 0 | 0 | 0 | 0 | 0 | 0 | 0 | 0 | W | 15-10 | | | | | | | | |
| 11/08 | Bears | P | 0 | 0 | 0 | 0.0 | 0.0 | 0 | 0 | 0 | 0 | 0 | 0 | 0 | 0 | 0 | 0 | 0 | 0 | 0 | 0 | 0 | 0 | 0 | 0 | 0 | 0 | W | 29-27 | | | | | | | | |
| 11/14 | Lions | P | 2 | 2 | 0 | 0.0 | 0.0 | 0 | 0 | 0 | 0 | 0 | 0 | 0 | 0 | 0 | 0 | 0 | 0 | 0 | 0 | 0 | 0 | 0 | 0 | 0 | 0 | T | 16-16 | | | | | | | | |
| 11/21 | at Chargers | | ON INACTIVE LIST | | | | | | | | | | | | | | | | | | | | | | | | L | 37-41 | | | | | | | | | |
| 11/28 | at Bengals | P | 1 | 0 | 1 | 0.0 | 0.0 | 0 | 0 | 0 | 0 | 0 | 0 | 0 | 1 | 0 | 0 | 0 | 0 | 0 | 0 | 0 | 0 | 0 | 0 | 0 | 0 | L | 10-41 | | | | | | | | |
| 12/05 | Ravens | P | 1 | 1 | 0 | 0.0 | 0.0 | 0 | 0 | 0 | 0 | 0 | 0 | 0 | 0 | 0 | 0 | 0 | 0 | 0 | 0 | 0 | 0 | 0 | 0 | 0 | 0 | W | 20-19 | | | | | | | | |
| 12/09 | at Vikings | P | 2 | 1 | 1 | 0.0 | 0.0 | 0 | 0 | 0 | 0 | 0 | 0 | 0 | 0 | 0 | 0 | 0 | 0 | 0 | 0 | 0 | 0 | 0 | 0 | 0 | 0 | L | 28-36 | | | | | | | | |
| 12/19 | Titans | P | 4 | 4 | 0 | 0.0 | 0.0 | 0 | 0 | 0 | 0 | 0 | 0 | 0 | 0 | 0 | 0 | 0 | 0 | 0 | 0 | 0 | 0 | 0 | 0 | 0 | 0 | W | 19-13 | | | | | | | | |
| 12/26 | at Chiefs | S | 6 | 3 | 3 | 0.0 | 0.0 | 0 | 0 | 0 | 0 | 0 | 0 | 0 | 0 | 0 | 0 | 0 | 0 | 0 | 0 | 0 | 0 | 0 | 0 | 0 | 0 | L | 10-36 | | | | | | | | |
| 01/03 | Browns | S | 1 | 0 | 1 | 0.0 | 0.0 | 0 | 0 | 0 | 0 | 0 | 0 | 0 | 1 | 0 | 0 | 0 | 0 | 0 | 0 | 0 | 0 | 0 | 0 | 0 | 0 | W | 26-14 | | | | | | | | |
| 01/09 | at Ravens | P | 1 | 1 | 0 | 0.0 | 0.0 | 0 | 0 | 0 | 0 | 0 | 0 | 0 | 0 | 0 | 0 | 0 | 0 | 0 | 0 | 0 | 0 | 0 | 0 | 0 | 0 | W | 16-13+ | | | | | | | | |
| 2021 TOTALS | | 15-2 | 23 | 16 | 7 | 1.0 | 0.0 | 0 | 0 | 0 | 0 | 0 | 0 | 0 | 3 | 0 | 0 | 0 | 0 | 0 | 0 | 0 | 0 | 0 | 0 | 0 | 0 | 0 | 9-7-1 | | | | | | | | |

+ - Overtime

2023 GAME-BY-GAME POSTSEASON STATISTICS (STEELERS)

| DATE | OPPONENT | P/S | TACKLES | | | | | | | INTERCEPTIONS | | | | | O. FUMB | | | | ST | | | | MISC | | W/L | SCORE | | | |
|--------------------|----------|-----|----------|----------|----------|------------|------------|----------|----------|---------------|----------|----------|----------|----------|----------|----------|----------|----------|----------|----------|----------|----------|----------|----------|----------|----------|----------|------------|-------|
| | | | TK | S | A | SK | YDS | TFL | YDS | QBH | NO | YDS | LG | TD | PD | FF | FR | TD | YDS | TK | S | A | FF | FR | | | S | A | |
| 01/15 | at Bills | P | 0 | 0 | 0 | 0.0 | 0.0 | 0 | 0 | 0 | 0 | 0 | 0 | 0 | 0 | 0 | 0 | 0 | 0 | 0 | 0 | 0 | 0 | 0 | 0 | 0 | 0 | L | 17-31 |
| 2023 TOTALS | | 1-0 | 0 | 0 | 0 | 0.0 | 0.0 | 0 | 0 | 0 | 0 | 0 | 0 | 0 | 0 | 0 | 0 | 0 | 0 | 0 | 0 | 0 | 0 | 0 | 0 | 0 | 0 | 0-1 | |



DEAN^{DL}
LOWRY

HEIGHT: 6-6
WEIGHT: 296
COLLEGE: Northwestern
BORN: June 9, 1994

HOW ACQUIRED: FA '24
NFL EXPERIENCE: 8th year
BIRTHPLACE: Rockford, IL



PRO CAREER

- ✦ Has played in 120 regular-season games (84 starts) in his eight-year NFL career (Green Bay 2016-22; Minnesota 2023)
- ✦ Has registered 266 tackles (143 solo), 32 quarterback hits, 23 tackles for loss, 15.5 sacks, 17 passes defended, one interception, one forced fumble and five fumble recoveries
- ✦ Missed only three regular-season games in his first seven seasons in the NFL (Green Bay 2016-22)
- ✦ His 120 regular-season games played are tied for the 18th-most in the NFL among defensive linemen since 2016
- ✦ Set or tied career highs in sacks (five), QB hits (nine) and passes defended (four) in 2021
- ✦ Has appeared in eight postseason contests with five starts, recording 18 tackles (seven solo).
- ✦ Made NFL debut in Week 1 of 2016 (at Jacksonville)
- ✦ Made NFL starting debut in Week 1 of 2017 (vs. Seattle)

2023 (VIKINGS)

- ✦ Played in nine games (four starts)
- ✦ Registered 18 tackles (14 solo), one fumble recovery and one pass defended
- ✦ Missed the final six weeks of the year following a season-ending injury

2022 (PACKERS)

- ✦ Played in 15 regular-season games (12 starts)
- ✦ Registered 43 tackles (23 solo), a half-sack, a tackle for a loss, a pass defended, five QB hits and a blocked field goal
- ✦ Placed on injured reserve (calf) on Dec. 27
- ✦ Recorded three tackles (two solo) and two quarterback hits in Week 1 at Minnesota
- ✦ Registered a season-high five tackles (four solo) in Week 2 vs. Chicago
- ✦ Posted five tackles (one solo), a half-sack and a quarterback hit in Week 4 vs. New England
- ✦ Recorded four tackles (two solo) and a quarterback hit in Week 11 vs. Tennessee
- ✦ Registered three tackles (two solo), a quarterback hit and the first blocked field goal of his career – when he blocked a 40-yard field goal attempt with 11:40 remaining in the game and the Packers trailing, 19-17

2021 (PACKERS)

- ✦ Started all 17 regular-season games
- ✦ Registered 42 tackles (24 solo), five tackles for loss, a career-high 5.0 sacks, a career-best-tying nine quarterback hits and a career-high-tying four passes defended
- ✦ Ranked third on the team in sacks and fourth in quarterback hits
- ✦ Registered at least a half-sack in four straight games (Weeks 5-8), the longest streak of his career
- ✦ Recorded two tackles (both assisted), a split sack shared with DL T.J. Slaton and tied his career high with two passes defended in Week 5 at Cincinnati
- ✦ Posted his first full sack of the season, bringing down QB Justin Fields for a loss of 10 yards and logged a season-high five tackles (four solo) in Week 6 at Chicago
- ✦ Matched his season high with five tackles (two solo) and had a split sack with LB Rashan Gary in Week 7 vs. Washington
- ✦ Registered three solo tackles and a sack of QB Kyle Murray for a loss of 10 yards in Week 8 at Arizona
- ✦ Logged his fourth sack of the season (career best), bringing down QB Baker Mayfield for a loss of 8 yards, added added two tackles (one solo), a tackle for loss and a quarterback hit in Week 16 vs. Cleveland
- ✦ Registered four tackles (two solo), two tackles for loss and a sack of QB Jared Goff for a loss of 8 yards in Week 18 at Detroit

2020 (PACKERS)

- ✦ Played in 16 regular-season games (16 starts)
- ✦ Recorded 36 tackles (14 solo), 3.0 sacks (fifth on the team, second on the defensive line), two tackles for loss, two passes defended and four quarterback hits
- ✦ Started both postseason contests and finished second among Packer defensive linemen with seven tackles (three solo)
- ✦ Posted three solo tackles, a sack, a tackle for a loss and a QB hit in Week 8 vs. Minnesota
- ✦ Recorded a season-high six tackles (two solo) while also recording a sack and two quarterback hits in Week 13 vs. Philadelphia
- ✦ Posted four tackles (two solo), a sack, a tackle for a loss and a quarterback hit in Week 14 at Detroit
- ✦ Registered five tackles (two solo) in Week 17 at Chicago
- ✦ Recorded five tackles (two solo) in the NFC Championship vs. Tampa Bay

2019 (PACKERS)

- ✦ Played in all 16 regular-season games (16 starts)
- ✦ Recorded a career-high 62 tackles (33 solo), five tackles for a loss, an interception, two passes defended, a fumble recovery, career-high nine quarterback hits and 11 quarterback pressures
- ✦ Started both playoff games and recorded five tackles (two solo) and a quarterback pressure
- ✦ Finished with four tackles (one solo), a quarterback hit and helped limit the Bears to just 46 rushing yards on 15 carries (3.1 avg.) in Week 1 at Chicago
- ✦ Posted three tackles (one solo), a tackle for a loss, a fumble recovery, four quarterback pressures and a quarterback hit in Week 2 vs. Minnesota
- ✦ Finished with a career-high nine tackles (five solo), three tackles for a loss and a quarterback hit in Week 3 vs. Denver
- ✦ Registered six tackles (four solo) and a tackle for a loss in Week 13 at N.Y. Giants
- ✦ Posted an assisted tackle, the first interception of his career and a quarterback pressure in Week 15 vs. Chicago

2018 (PACKERS)

- ✦ Played in all 16 regular-season games (eight starts)
- ✦ Registered 57 tackles (career-high 39 solo), seven tackles for a loss, three sacks, three passes defended, a forced fumble, a fumble recovery, two quarterback hits and 14 quarterback pressures (third-best on the team)
- ✦ Made his first start of the season, posting three tackles (one solo) and tying for the team lead with three quarterback pressures in Week 4 vs. Buffalo
- ✦ Led the defensive line with a season-high six tackles (three solo) and added three quarterback pressures in Week 5 at Detroit
- ✦ Matched his season high with six tackles (all solo) and a sack, his first of the season, along with a team-high three quarterback pressures in Week 10 vs. Miami
- ✦ Finished with four tackles (three solo), two tackles for a loss, a sack and a quarterback hit in Week 12 at Minnesota
- ✦ Matched his season high with six tackles (three solo) and added a sack, a quarterback pressure and a pass defended in Week 13 vs. Arizona
- ✦ Posted five tackles (two solo), a forced fumble and a fumble recovery in Week 15 at Chicago
- ✦ Finished with five tackles (four solo), a quarterback pressure and a career-high two passes defended in Week 17 vs. Detroit

2017 (PACKERS)

- ✦ Played in all 16 regular-season games (11 starts)
- ✦ Registered 34 tackles (22 solo), two sacks, seven tackles for a loss, a fumble recovery for a TD, two passes defended, eight quarterback hits and six quarterback pressures
- ✦ Earned NFC Defensive Player of the Week honors for his performance in Week 13 vs. Tampa Bay
- ✦ Registered two tackles (both solo), two tackles for a loss and a half-sack in Week 9 vs. Detroit
- ✦ Posted four tackles (three solo) and a half-sack in Week 11 vs. Baltimore
- ✦ Recorded four tackles (all solo), a sack, a fumble recovery, a quarterback pressure and a quarterback hit in Week 13 vs. Tampa Bay
- ✦ Posted his first career TD, catching a fumble forced and returned 62 yards for a TD against the Buccaneers
- ✦ Marked the longest fumble-return TD by the Packers since DE Keith McKenzie's 88-yard return for a score at Pittsburgh on Nov. 9, 1998, and was the first by the Packers since CB Casey Hayward's 49-yard TD return vs. Philadelphia on Oct. 16, 2014
- ✦ Seventh Green Bay player (since 1982) to register a sack and a defensive TD in the same game

2016 (PACKERS)

- ✦ Played in 15 regular-season games (no starts)
- ✦ Registered 14 tackles (eight solo), 2.0 sacks, three tackles for a loss, nine quarterback pressures and three quarterback hits
- ✦ Dressed, but did not see any action, in Week 12
- ✦ Appeared in all three postseason contests and posted two tackles (one solo) and a quarterback pressure
- ✦ Posted his first career sack along with a pass defended, three quarterback pressures (tied for the team lead) and a quarterback hit in Week 13 vs. Houston
- ✦ Recorded a season-high four tackles (two solo), a sack, a quarterback hit and a quarterback pressure in Week 14 vs. Seattle

TRANSACTIONS

- ✦ Signed a two-year contract with Pittsburgh on Apr. 1, 2024
- ✦ Signed a one-year contract with Minnesota on March 17, 2023
- ✦ Signed a three-year contract extension with Green Bay on July 24, 2019
- ✦ Signed a four-year contract with the Packers on May 6, 2016
- ✦ Drafted by Green Bay in the fourth round (137th overall) of the 2016 NFL Draft, the second of two compensatory choices awarded to the team
- ✦ First defensive end from Northwestern to be drafted since DE Corey Wootton was selected by the Chicago Bears in 2010 (fourth round, No. 109 overall)
- ✦ Became the first player from Northwestern drafted by the Packers since DT James Anderson in 1973 (14th round)

PERSONAL

- ✦ Given name Dean Vincent Lowry
- ✦ Born in Rockford, Illinois
- ✦ Earned IHCA 7A all-state recognition at Rockford (Ill.) Boylan High School, where he was named the Northern Illinois Conference (NIC-10) Defensive MVP as a senior in 2011 after registering 65 tackles, including 21 tackles for a loss and 10 sacks
- ✦ All-State selection by Chicago Tribune and the Champaign News-Gazette
- ✦ Earned All-Midwest honors from SuperPrep
- ✦ Named team MVP as a senior
- ✦ Member of back-to-back state championship teams in 2010 and 2011 as Boylan finished with a perfect 14-0 mark in both of those seasons
- ✦ Named to the honor roll as a junior and as a senior

COMMUNITY

- ✦ Spent time with veterans at the Huddle for Heroes event at The Turn in Titletown
- ✦ Visited with kids at the Milwaukee Children's Hospital and helped build a playground with the Milwaukee police
- ✦ Signed autographs to raise funds for The Salvation Army
- ✦ Visited the Mukwonago High School basketball team to congratulate the students for their work raising funds for the Make-A-Wish Wisconsin program, Kids For Wish Kids®
- ✦ Gave a speech at graduation at Pioneer Elementary School in Ashwaubenon, Wisconsin
- ✦ Took part in the Green Bay Packers Give Back Bowling Event in 2018 to raise money for Northeast Wisconsin Technical College (NWTC) and in 2019 to raise money for the Wisconsin Court Appointed Special Advocates (CASA) Association
- ✦ Visited the cadets at the Wisconsin Challenge Academy at Fort McCoy and participated in a youth outreach event at the University of Wisconsin-Green Bay
- ✦ While he was in college, visited elementary schools in Evanston, Ill., to discuss the importance of education and exercise with students

2020 GAME-BY-GAME REGULAR-SEASON STATISTICS (PACKERS)

| DATE | OPPONENT | P/S | TACKLES | | | | | | | INTERCEPTIONS | | | | O. FUMB | | | ST | | | MISC | | W/L | SCORE | | | | |
|-------------|---------------|-------|---------|----|----|-----|------|-----|-----|---------------|----|-----|----|---------|----|----|----|----|-----|------|---|-----|-------|---|----|------|--------|
| | | | TK | S | A | SK | YDS | TFL | YDS | QBH | NO | YDS | LG | TD | PD | FF | FR | TD | YDS | TK | S | | | A | FF | FR | S |
| 09/13 | at Vikings | S | 0 | 0 | 0 | 0.0 | 0.0 | 0 | 0 | 0 | 0 | 0 | 0 | 0 | 0 | 0 | 0 | 0 | 0 | 0 | 0 | 0 | 0 | 0 | 0 | W | 43-34 |
| 09/20 | Lions | S | 2 | 1 | 1 | 0.0 | 0.0 | 0 | 0 | 0 | 0 | 0 | 0 | 0 | 0 | 0 | 0 | 0 | 0 | 0 | 0 | 0 | 0 | 0 | 0 | W | 42-21 |
| 09/27 | at Saints | S | 0 | 0 | 0 | 0.0 | 0.0 | 0 | 0 | 0 | 0 | 0 | 0 | 0 | 0 | 0 | 0 | 0 | 0 | 0 | 0 | 0 | 0 | 0 | 0 | W | 37-30 |
| 10/05 | Falcons | S | 1 | 0 | 1 | 0.0 | 0.0 | 0 | 0 | 0 | 0 | 0 | 0 | 0 | 0 | 0 | 0 | 0 | 0 | 0 | 0 | 0 | 0 | 0 | 0 | W | 30-16 |
| 10/18 | at Buccaneers | S | 5 | 0 | 5 | 0.0 | 0.0 | 0 | 0 | 0 | 0 | 0 | 0 | 0 | 0 | 0 | 0 | 0 | 0 | 0 | 0 | 0 | 0 | 0 | 0 | L | 10-38 |
| 10/25 | at Texans | S | 2 | 1 | 1 | 0.0 | 0.0 | 0 | 0 | 0 | 0 | 0 | 0 | 0 | 0 | 0 | 0 | 0 | 0 | 0 | 0 | 0 | 0 | 0 | 0 | W | 35-20 |
| 11/01 | Vikings | S | 3 | 3 | 0 | 1.0 | 9.0 | 1 | 9 | 1 | 0 | 0 | 0 | 0 | 0 | 0 | 0 | 0 | 0 | 0 | 0 | 0 | 0 | 0 | 0 | L | 22-28 |
| 11/05 | at 49ers | S | 2 | 2 | 0 | 0.0 | 0.0 | 0 | 0 | 0 | 0 | 0 | 0 | 0 | 0 | 0 | 0 | 0 | 0 | 0 | 0 | 0 | 0 | 0 | 0 | W | 34-17 |
| 11/15 | Jaguars | S | 0 | 0 | 0 | 0.0 | 0.0 | 0 | 0 | 0 | 0 | 0 | 0 | 1 | 0 | 0 | 0 | 0 | 0 | 0 | 0 | 0 | 0 | 0 | 0 | W | 24-20 |
| 11/22 | at Colts | S | 1 | 1 | 0 | 0.0 | 0.0 | 0 | 0 | 0 | 0 | 0 | 0 | 0 | 0 | 0 | 0 | 0 | 0 | 0 | 0 | 0 | 0 | 0 | 0 | L | 31-34+ |
| 11/29 | Bears | S | 1 | 0 | 1 | 0.0 | 0.0 | 0 | 0 | 0 | 0 | 0 | 0 | 0 | 0 | 0 | 0 | 0 | 0 | 0 | 0 | 0 | 0 | 0 | 0 | W | 41-25 |
| 12/06 | Eagles | S | 6 | 2 | 4 | 1.0 | 0.0 | 0 | 0 | 2 | 0 | 0 | 0 | 0 | 0 | 0 | 0 | 0 | 0 | 0 | 0 | 0 | 0 | 0 | 0 | W | 30-16 |
| 12/13 | at Lions | S | 4 | 2 | 2 | 1.0 | 10.0 | 1 | 10 | 1 | 0 | 0 | 0 | 0 | 0 | 0 | 0 | 0 | 0 | 0 | 0 | 0 | 0 | 0 | 0 | W | 31-24 |
| 12/19 | Panthers | S | 1 | 0 | 1 | 0.0 | 0.0 | 0 | 0 | 0 | 0 | 0 | 0 | 1 | 0 | 0 | 0 | 0 | 0 | 0 | 0 | 0 | 0 | 0 | 0 | W | 24-16 |
| 12/27 | Titans | S | 3 | 0 | 3 | 0.0 | 0.0 | 0 | 0 | 0 | 0 | 0 | 0 | 0 | 0 | 0 | 0 | 0 | 0 | 0 | 0 | 0 | 0 | 0 | 0 | W | 40-14 |
| 01/03 | at Bears | S | 5 | 2 | 3 | 0.0 | 0.0 | 0 | 0 | 0 | 0 | 0 | 0 | 0 | 0 | 0 | 0 | 0 | 0 | 0 | 0 | 0 | 0 | 0 | 0 | W | 35-16 |
| 2020 TOTALS | | 16-16 | 36 | 14 | 22 | 3.0 | 19.0 | 2 | 19 | 4 | 0 | 0 | 0 | 0 | 2 | 0 | 0 | 0 | 0 | 0 | 0 | 0 | 0 | 0 | 0 | 13-3 | |

+ - Overtime

2019 GAME-BY-GAME REGULAR-SEASON STATISTICS (PACKERS)

| DATE | OPPONENT | P/S | TACKLES | | | | | | | INTERCEPTIONS | | | | O. FUMB | | | ST | | | MISC | | W/L | SCORE | | | | | |
|-------------|-------------|-------|---------|----|----|-----|-----|-----|-----|---------------|----|-----|----|---------|----|----|----|----|-----|------|---|-----|-------|---|----|------|-------|-------|
| | | | TK | S | A | SK | YDS | TFL | YDS | QBH | NO | YDS | LG | TD | PD | FF | FR | TD | YDS | TK | S | | | A | FF | FR | S | A |
| 09/05 | at Bears | S | 3 | 1 | 2 | 0.0 | 0.0 | 0 | 0 | 1 | 0 | 0 | 0 | 0 | 0 | 0 | 0 | 0 | 0 | 0 | 0 | 0 | 0 | 0 | 0 | W | 10-3 | |
| 09/15 | Vikings | S | 3 | 2 | 1 | 0.0 | 0.0 | 1 | 2 | 0 | 0 | 0 | 0 | 0 | 1 | 0 | 1 | 0 | 0 | 0 | 0 | 0 | 0 | 0 | 0 | 0 | W | 21-16 |
| 09/22 | Broncos | S | 6 | 4 | 2 | 0.0 | 0.0 | 0 | 0 | 0 | 0 | 0 | 0 | 0 | 0 | 0 | 0 | 0 | 0 | 0 | 0 | 0 | 0 | 0 | 0 | W | 27-16 | |
| 09/26 | Eagles | S | 4 | 2 | 2 | 0.0 | 0.0 | 0 | 0 | 0 | 0 | 0 | 0 | 0 | 0 | 0 | 0 | 0 | 0 | 0 | 0 | 0 | 0 | 0 | 0 | L | 27-34 | |
| 10/06 | at Cowboys | S | 1 | 0 | 1 | 0.0 | 0.0 | 0 | 0 | 0 | 0 | 0 | 0 | 0 | 0 | 0 | 0 | 0 | 0 | 0 | 0 | 0 | 0 | 0 | 0 | W | 34-24 | |
| 10/14 | Lions | S | 4 | 3 | 1 | 0.0 | 0.0 | 0 | 0 | 0 | 0 | 0 | 0 | 0 | 0 | 0 | 0 | 0 | 0 | 0 | 0 | 0 | 0 | 0 | 0 | W | 23-22 | |
| 10/20 | Raiders | S | 2 | 0 | 2 | 0.0 | 0.0 | 0 | 0 | 0 | 0 | 0 | 0 | 0 | 0 | 0 | 0 | 0 | 0 | 0 | 0 | 0 | 0 | 0 | 0 | W | 42-24 | |
| 10/27 | at Chiefs | S | 2 | 0 | 2 | 0.0 | 0.0 | 0 | 0 | 1 | 0 | 0 | 0 | 0 | 0 | 0 | 0 | 0 | 0 | 0 | 0 | 0 | 0 | 0 | 0 | W | 31-24 | |
| 11/03 | at Chargers | S | 0 | 0 | 0 | 0.0 | 0.0 | 0 | 0 | 0 | 0 | 0 | 0 | 0 | 0 | 0 | 0 | 0 | 0 | 0 | 0 | 0 | 0 | 0 | 0 | L | 11-26 | |
| 11/10 | Panthers | S | 3 | 1 | 2 | 0.0 | 0.0 | 0 | 0 | 0 | 0 | 0 | 0 | 0 | 0 | 0 | 0 | 0 | 0 | 0 | 0 | 0 | 0 | 0 | 0 | W | 24-16 | |
| 11/24 | at 49ers | S | 3 | 1 | 2 | 0.0 | 0.0 | 0 | 0 | 0 | 0 | 0 | 0 | 0 | 0 | 0 | 0 | 0 | 0 | 0 | 0 | 0 | 0 | 0 | 0 | L | 8-37 | |
| 12/01 | at Giants | S | 6 | 3 | 3 | 0.0 | 0.0 | 1 | 0 | 0 | 0 | 0 | 0 | 0 | 0 | 0 | 0 | 0 | 0 | 0 | 0 | 0 | 0 | 0 | 0 | W | 31-13 | |
| 12/08 | Redskins | S | 3 | 2 | 1 | 0.0 | 0.0 | 0 | 0 | 0 | 0 | 0 | 0 | 0 | 0 | 0 | 0 | 0 | 0 | 0 | 0 | 0 | 0 | 0 | 0 | W | 20-15 | |
| 12/15 | Bears | S | 0 | 0 | 0 | 0.0 | 0.0 | 0 | 0 | 1 | 7 | 7 | 0 | 1 | 0 | 0 | 0 | 0 | 0 | 0 | 0 | 0 | 0 | 0 | 0 | W | 21-13 | |
| 12/23 | at Vikings | S | 5 | 2 | 3 | 0.0 | 0.0 | 0 | 0 | 0 | 0 | 0 | 0 | 1 | 0 | 0 | 0 | 0 | 0 | 0 | 0 | 0 | 0 | 0 | 0 | W | 23-10 | |
| 12/29 | at Lions | S | 2 | 2 | 0 | 0.0 | 0.0 | 0 | 0 | 0 | 0 | 0 | 0 | 0 | 0 | 0 | 0 | 0 | 0 | 0 | 0 | 0 | 0 | 0 | 0 | W | 23-20 | |
| 2019 TOTALS | | 16-16 | 47 | 23 | 24 | 0.0 | 0.0 | 2 | 2 | 2 | 1 | 7 | 7 | 0 | 3 | 0 | 1 | 0 | 0 | 0 | 0 | 0 | 0 | 0 | 0 | 13-3 | | |

2018 GAME-BY-GAME REGULAR-SEASON STATISTICS (PACKERS)

| DATE | OPPONENT | P/S | TACKLES | | | | | | | INTERCEPTIONS | | | | O. FUMB | | | ST | | | MISC | | W/L | SCORE | | | | |
|-------------|-------------|------|---------|----|----|-----|------|-----|-----|---------------|----|-----|----|---------|----|----|----|----|-----|------|---|-----|-------|---|----|-------|--------|
| | | | TK | S | A | SK | YDS | TFL | YDS | QBH | NO | YDS | LG | TD | PD | FF | FR | TD | YDS | TK | S | | | A | FF | FR | S |
| 09/09 | Bears | P | 1 | 1 | 0 | 0.0 | 0.0 | 1 | 3 | 0 | 0 | 0 | 0 | 0 | 0 | 0 | 0 | 0 | 0 | 0 | 0 | 0 | 0 | 0 | 0 | W | 24-23 |
| 09/16 | Vikings | P | 2 | 2 | 0 | 0.0 | 0.0 | 0 | 0 | 0 | 0 | 0 | 0 | 0 | 0 | 0 | 0 | 0 | 0 | 0 | 0 | 0 | 0 | 0 | 0 | T | 29-29 |
| 09/23 | at Redskins | P | 2 | 0 | 2 | 0.0 | 0.0 | 0 | 0 | 0 | 0 | 0 | 0 | 0 | 0 | 0 | 0 | 0 | 0 | 0 | 0 | 0 | 0 | 0 | 0 | L | 17-31 |
| 09/30 | Bills | S | 3 | 1 | 2 | 0.0 | 0.0 | 0 | 0 | 0 | 0 | 0 | 0 | 0 | 0 | 0 | 0 | 0 | 0 | 0 | 0 | 0 | 0 | 0 | 0 | W | 22-0 |
| 10/07 | at Lions | P | 3 | 3 | 0 | 0.0 | 0.0 | 0 | 0 | 0 | 0 | 0 | 0 | 0 | 0 | 0 | 0 | 0 | 0 | 0 | 0 | 0 | 0 | 0 | 0 | L | 23-31 |
| 10/15 | 49ers | S | 2 | 0 | 2 | 0.0 | 0.0 | 0 | 0 | 0 | 0 | 0 | 0 | 0 | 0 | 0 | 0 | 0 | 0 | 0 | 0 | 0 | 0 | 0 | 0 | W | 33-30 |
| 10/28 | at Rams | P | 2 | 2 | 0 | 0.0 | 0.0 | 0 | 0 | 0 | 0 | 0 | 0 | 0 | 0 | 0 | 0 | 0 | 0 | 0 | 0 | 0 | 0 | 0 | 0 | L | 27-29 |
| 11/04 | at Patriots | P | 2 | 2 | 0 | 0.0 | 0.0 | 0 | 0 | 0 | 0 | 0 | 0 | 0 | 0 | 0 | 0 | 0 | 0 | 0 | 0 | 0 | 0 | 0 | 0 | L | 17-31 |
| 11/11 | Dolphins | P | 6 | 5 | 1 | 1.0 | 7.0 | 1 | 7 | 1 | 0 | 0 | 0 | 0 | 0 | 0 | 0 | 0 | 0 | 0 | 0 | 0 | 0 | 0 | 0 | W | 31-12 |
| 11/15 | at Seahawks | P | 2 | 1 | 1 | 0.0 | 0.0 | 0 | 0 | 0 | 0 | 0 | 0 | 0 | 0 | 0 | 0 | 0 | 0 | 0 | 0 | 0 | 0 | 0 | 0 | L | 24-27 |
| 11/25 | at Vikings | S | 3 | 2 | 1 | 0.0 | 8.0 | 2 | 9 | 2 | 0 | 0 | 0 | 0 | 0 | 0 | 0 | 0 | 0 | 0 | 0 | 0 | 0 | 0 | 0 | L | 17-24 |
| 12/02 | Cardinals | S | 2 | 2 | 0 | 1.0 | 8.0 | 1 | 8 | 1 | 0 | 0 | 0 | 1 | 0 | 0 | 0 | 0 | 0 | 0 | 0 | 0 | 0 | 0 | 0 | L | 17-20 |
| 12/09 | Falcons | S | 3 | 2 | 1 | 0.0 | 0.0 | 0 | 0 | 1 | 0 | 0 | 0 | 0 | 0 | 0 | 0 | 0 | 0 | 0 | 0 | 0 | 0 | 0 | 0 | W | 34-20 |
| 12/16 | at Bears | S | 3 | 3 | 0 | 0.0 | 0.0 | 0 | 0 | 0 | 0 | 0 | 0 | 0 | 1 | 1 | 0 | 0 | 0 | 0 | 0 | 0 | 0 | 0 | 0 | L | 17-24 |
| 12/23 | at Jets | S | 4 | 1 | 3 | 0.0 | 0.0 | 0 | 0 | 0 | 0 | 0 | 0 | 0 | 0 | 0 | 0 | 0 | 0 | 0 | 0 | 0 | 0 | 0 | 0 | W | 44-38+ |
| 12/30 | Lions | S | 4 | 4 | 0 | 0.0 | 0.0 | 0 | 0 | 0 | 0 | 0 | 0 | 2 | 0 | 0 | 0 | 0 | 0 | 0 | 0 | 0 | 0 | 0 | 0 | L | 0-31 |
| 2018 TOTALS | | 16-8 | 44 | 31 | 13 | 3.0 | 23.0 | 5 | 27 | 5 | 0 | 0 | 0 | 0 | 3 | 1 | 1 | 0 | 0 | 0 | 0 | 0 | 0 | 0 | 0 | 6-9-1 | |

+ - Overtime

2017 GAME-BY-GAME REGULAR-SEASON STATISTICS (PACKERS)

| DATE | OPPONENT | P/S | TACKLES | | | | | | | INTERCEPTIONS | | | | O. FUMB | | | ST | | | MISC | | W/L | SCORE | | | | |
|-------|------------|-----|---------|---|---|-----|-----|-----|-----|---------------|----|-----|----|---------|----|----|----|----|-----|------|---|-----|-------|---|----|----|--------|
| | | | TK | S | A | SK | YDS | TFL | YDS | QBH | NO | YDS | LG | TD | PD | FF | FR | TD | YDS | TK | S | | | A | FF | FR | S |
| 09/10 | Seahawks | S | 0 | 0 | 0 | 0.0 | 0.0 | 0 | 0 | 0 | 0 | 0 | 0 | 0 | 0 | 0 | 0 | 0 | 0 | 0 | 0 | 0 | 0 | 0 | 0 | W | 17-9 |
| 09/17 | at Falcons | P | 2 | 2 | 0 | 0.0 | 0.0 | 0 | 0 | 0 | 0 | 0 | 0 | 0 | 0 | 0 | 0 | 0 | 0 | 0 | 0 | 0 | 0 | 0 | 0 | L | 23-34 |
| 09/24 | Bengals | S | 2 | 2 | 0 | 0.0 | 0.0 | 1 | 1 | 0 | 0 | 0 | 0 | 0 | 0 | 0 | 0 | 0 | 0 | 0 | 0 | 0 | 0 | 0 | 0 | W | 27-24+ |
| 09/28 | Bears | S | 1 | 0 | 1 | 0.0 | 0.0 | 0 | 0 | 0 | 0 | 0 | 0 | 0 | 0 | 0 | 0 | 0 | 0 | 0 | 0 | 0 | 0 | 0 | 0 | W | 35-14 |
| 10/08 | at Cowboys | S | 1 | 1 | 0 | 0.0 | 0.0 | 0 | 0 | 1 | 0 | 0 | 0 | 0 | 0 | 0 | 0 | 0 | 0 | 0 | 0 | 0 | 0 | 0 | 0 | W | 35-31 |
| 10/15 | at Vikings | S | 2 | 0 | 2 | 0.0 | 0.0 | 0 | 0 | 0 | 0 | 0 | 0 | 0 | 0 | 0 | 0 | 0 | 0 | 0 | 0 | 0 | 0 | 0 | 0 | L | 10-23 |
| 10/22 | Saints | S | 1 | 1 | 0 | 0.0 | 0.0 | 1 | 2 | 0 | 0 | 0 | 0 | | | | | | | | | | | | | | |

2016 GAME-BY-GAME REGULAR-SEASON STATISTICS (PACKERS)

| DATE | OPPONENT | P/S | TACKLES | | | | | | | INTERCEPTIONS | | | | O. FUMB | | | ST | | | | MISC | | W/L | SCORE | | | | | |
|--------------------|-------------|-------------|---------------------------|----------|----------|------------|-------------|----------|-----------|---------------|----------|----------|----------|----------|----------|----------|----------|----------|----------|----------|----------|----------|----------|----------|----------|----------|-------------|-------|-------|
| | | | TK | S | A | SK | YDS | TFL | YDS | QBH | NO | YDS | LG | TD | PD | FF | FR | TD | YDS | TK | S | A | | | FF | FR | S | A | |
| 09/11 | at Jaguars | P | 1 | 1 | 0 | 0.0 | 0.0 | 0 | 0 | 0 | 0 | 0 | 0 | 0 | 0 | 0 | 0 | 0 | 0 | 0 | 0 | 0 | 0 | 0 | 0 | 0 | W | 27-23 | |
| 09/18 | at Vikings | P | 0 | 0 | 0 | 0.0 | 0.0 | 0 | 0 | 0 | 0 | 0 | 0 | 0 | 0 | 0 | 0 | 0 | 0 | 0 | 0 | 0 | 0 | 0 | 0 | 0 | L | 14-17 | |
| 09/25 | Lions | P | 2 | 2 | 0 | 0.0 | 0.0 | 1 | 1 | 0 | 0 | 0 | 0 | 0 | 0 | 0 | 0 | 0 | 0 | 0 | 0 | 0 | 0 | 0 | 0 | 0 | W | 34-27 | |
| 10/09 | Giants | P | 0 | 0 | 0 | 0.0 | 0.0 | 0 | 0 | 0 | 0 | 0 | 0 | 0 | 0 | 0 | 0 | 0 | 0 | 0 | 0 | 0 | 0 | 0 | 0 | 0 | W | 23-16 | |
| 10/16 | Cowboys | P | 0 | 0 | 0 | 0.0 | 0.0 | 0 | 0 | 0 | 0 | 0 | 0 | 0 | 0 | 0 | 0 | 0 | 0 | 0 | 0 | 0 | 0 | 0 | 0 | 0 | L | 16-30 | |
| 10/20 | Bears | P | 0 | 0 | 0 | 0.0 | 0.0 | 0 | 0 | 0 | 0 | 0 | 0 | 0 | 0 | 0 | 0 | 0 | 0 | 0 | 0 | 0 | 0 | 0 | 0 | 0 | W | 26-10 | |
| 10/30 | at Falcons | P | 0 | 0 | 0 | 0.0 | 0.0 | 0 | 0 | 0 | 0 | 0 | 0 | 0 | 0 | 0 | 0 | 0 | 0 | 0 | 0 | 0 | 0 | 0 | 0 | 0 | L | 32-33 | |
| 11/06 | Colts | P | 0 | 0 | 0 | 0.0 | 0.0 | 0 | 0 | 0 | 0 | 0 | 0 | 0 | 0 | 0 | 0 | 0 | 0 | 0 | 0 | 0 | 0 | 0 | 0 | 0 | L | 26-31 | |
| 11/13 | at Titans | P | 0 | 0 | 0 | 0.0 | 0.0 | 0 | 0 | 0 | 0 | 0 | 0 | 0 | 0 | 0 | 0 | 0 | 0 | 0 | 0 | 0 | 0 | 0 | 0 | 0 | L | 25-47 | |
| 11/20 | at Redskins | P | 0 | 0 | 0 | 0.0 | 0.0 | 0 | 0 | 0 | 0 | 0 | 0 | 0 | 0 | 0 | 0 | 0 | 0 | 0 | 0 | 0 | 0 | 0 | 0 | 0 | L | 24-42 | |
| 11/28 | at Eagles | | DID NOT PLAY (NON-INJURY) | | | | | | | | | | | | | | | | | | | | | | | W | 27-13 | | |
| 12/04 | Texans | P | 1 | 1 | 0 | 1.0 | 8.0 | 1 | 8 | 1 | 0 | 0 | 0 | 0 | 1 | 0 | 0 | 0 | 0 | 0 | 0 | 0 | 0 | 0 | 0 | 0 | 0 | W | 21-13 |
| 12/11 | Seahawks | P | 2 | 2 | 0 | 1.0 | 11.0 | 1 | 11 | 1 | 0 | 0 | 0 | 0 | 0 | 0 | 0 | 0 | 0 | 0 | 0 | 0 | 0 | 0 | 0 | 0 | 0 | W | 38-10 |
| 12/18 | at Bears | P | 0 | 0 | 0 | 0.0 | 0.0 | 0 | 0 | 0 | 0 | 0 | 0 | 0 | 0 | 0 | 0 | 0 | 0 | 0 | 0 | 0 | 0 | 0 | 0 | 0 | W | 30-27 | |
| 12/24 | Vikings | P | 0 | 0 | 0 | 0.0 | 0.0 | 0 | 0 | 0 | 0 | 0 | 0 | 0 | 0 | 0 | 0 | 0 | 0 | 0 | 0 | 0 | 0 | 0 | 0 | 0 | W | 38-25 | |
| 01/01 | at Lions | P | 2 | 0 | 2 | 0.0 | 0.0 | 0 | 0 | 0 | 0 | 0 | 0 | 0 | 0 | 0 | 0 | 0 | 0 | 0 | 0 | 0 | 0 | 0 | 0 | 0 | W | 31-24 | |
| 2016 TOTALS | | 15-0 | 8 | 6 | 2 | 2.0 | 19.0 | 3 | 20 | 2 | 0 | 0 | 0 | 0 | 1 | 0 | 0 | 0 | 0 | 0 | 0 | 0 | 0 | 0 | 0 | 0 | 10-6 | | |

2021 GAME-BY-GAME POSTSEASON STATISTICS (PACKERS)

| DATE | OPPONENT | P/S | TACKLES | | | | | | | INTERCEPTIONS | | | | O. FUMB | | | ST | | | | MISC | | W/L | SCORE | | | | |
|--------------------|----------|------------|----------|----------|----------|------------|------------|----------|----------|---------------|----------|----------|----------|----------|----------|----------|----------|----------|----------|----------|----------|----------|----------|----------|----------|----------|------------|-------|
| | | | TK | S | A | SK | YDS | TFL | YDS | QBH | NO | YDS | LG | TD | PD | FF | FR | TD | YDS | TK | S | A | | | FF | FR | S | A |
| 01/22 | 49ers | S | 4 | 1 | 3 | 0.0 | 0.0 | 0 | 0 | 0 | 0 | 0 | 0 | 0 | 1 | 0 | 0 | 0 | 0 | 0 | 0 | 0 | 0 | 0 | 0 | 0 | L | 10-13 |
| 2021 TOTALS | | 1-1 | 4 | 1 | 3 | 0.0 | 0.0 | 0 | 0 | 0 | 0 | 0 | 0 | 0 | 1 | 0 | 0 | 0 | 0 | 0 | 0 | 0 | 0 | 0 | 0 | 0 | 0-1 | |

2020 GAME-BY-GAME POSTSEASON STATISTICS (PACKERS)

| DATE | OPPONENT | P/S | TACKLES | | | | | | | INTERCEPTIONS | | | | O. FUMB | | | ST | | | | MISC | | W/L | SCORE | | | | |
|--------------------|------------|------------|----------|----------|----------|------------|------------|----------|----------|---------------|----------|----------|----------|----------|----------|----------|----------|----------|----------|----------|----------|----------|----------|----------|----------|----------|------------|-------|
| | | | TK | S | A | SK | YDS | TFL | YDS | QBH | NO | YDS | LG | TD | PD | FF | FR | TD | YDS | TK | S | A | | | FF | FR | S | A |
| 01/16 | Rams | S | 2 | 1 | 1 | 0.0 | 0.0 | 0 | 0 | 0 | 0 | 0 | 0 | 0 | 0 | 0 | 0 | 0 | 0 | 0 | 0 | 0 | 0 | 0 | 0 | 0 | W | 32-18 |
| 01/24 | Buccaneers | S | 5 | 2 | 3 | 0.0 | 0.0 | 0 | 0 | 0 | 0 | 0 | 0 | 0 | 0 | 0 | 0 | 0 | 0 | 0 | 0 | 0 | 0 | 0 | 0 | 0 | L | 26-31 |
| 2020 TOTALS | | 2-2 | 7 | 3 | 4 | 0.0 | 0.0 | 0 | 0 | 0 | 0 | 0 | 0 | 0 | 0 | 0 | 0 | 0 | 0 | 0 | 0 | 0 | 0 | 0 | 0 | 0 | 1-1 | |

2019 GAME-BY-GAME POSTSEASON STATISTICS (PACKERS)

| DATE | OPPONENT | P/S | TACKLES | | | | | | | INTERCEPTIONS | | | | O. FUMB | | | ST | | | | MISC | | W/L | SCORE | | | | |
|--------------------|----------|------------|----------|----------|----------|------------|------------|----------|----------|---------------|----------|----------|----------|----------|----------|----------|----------|----------|----------|----------|----------|----------|----------|----------|----------|----------|------------|-------|
| | | | TK | S | A | SK | YDS | TFL | YDS | QBH | NO | YDS | LG | TD | PD | FF | FR | TD | YDS | TK | S | A | | | FF | FR | S | A |
| 01/12 | Seahawks | S | 2 | 1 | 1 | 0.0 | 0.0 | 0 | 0 | 0 | 0 | 0 | 0 | 0 | 0 | 0 | 0 | 0 | 0 | 0 | 0 | 0 | 0 | 0 | 0 | 0 | W | 28-23 |
| 01/19 | at 49ers | S | 1 | 1 | 0 | 0.0 | 0.0 | 0 | 0 | 0 | 0 | 0 | 0 | 0 | 0 | 0 | 0 | 0 | 0 | 0 | 0 | 0 | 0 | 0 | 0 | 0 | L | 20-37 |
| 2019 TOTALS | | 2-2 | 3 | 2 | 1 | 0.0 | 0.0 | 0 | 0 | 0 | 0 | 0 | 0 | 0 | 0 | 0 | 0 | 0 | 0 | 0 | 0 | 0 | 0 | 0 | 0 | 0 | 1-1 | |

2016 GAME-BY-GAME POSTSEASON STATISTICS (PACKERS)

| DATE | OPPONENT | P/S | TACKLES | | | | | | | INTERCEPTIONS | | | | O. FUMB | | | ST | | | | MISC | | W/L | SCORE | | | | |
|--------------------|------------|------------|----------|----------|----------|------------|------------|----------|----------|---------------|----------|----------|----------|----------|----------|----------|----------|----------|----------|----------|----------|----------|----------|----------|----------|----------|------------|-------|
| | | | TK | S | A | SK | YDS | TFL | YDS | QBH | NO | YDS | LG | TD | PD | FF | FR | TD | YDS | TK | S | A | | | FF | FR | S | A |
| 01/08 | Giants | P | 0 | 0 | 0 | 0.0 | 0.0 | 0 | 0 | 0 | 0 | 0 | 0 | 0 | 0 | 0 | 0 | 0 | 0 | 0 | 0 | 0 | 0 | 0 | 0 | 0 | W | 38-13 |
| 01/15 | at Cowboys | P | 0 | 0 | 0 | 0.0 | 0.0 | 0 | 0 | 0 | 0 | 0 | 0 | 0 | 0 | 0 | 0 | 0 | 0 | 0 | 0 | 0 | 0 | 0 | 0 | 0 | W | 34-31 |
| 01/22 | at Falcons | P | 1 | 1 | 0 | 0.0 | 0.0 | 0 | 0 | 0 | 0 | 0 | 0 | 0 | 0 | 0 | 0 | 0 | 0 | 0 | 0 | 0 | 0 | 0 | 0 | 0 | L | 21-44 |
| 2016 TOTALS | | 3-0 | 1 | 1 | 0 | 0.0 | 0.0 | 0 | 0 | 0 | 0 | 0 | 0 | 0 | 0 | 0 | 0 | 0 | 0 | 0 | 0 | 0 | 0 | 0 | 0 | 0 | 2-1 | |



**TYLER^{LB}
MATAKEVICH**

HEIGHT: 6-1
WEIGHT: 235
COLLEGE: Temple
BORN: December 22, 1992

HOW ACQUIRED: FA '24
NFL EXPERIENCE: 9th year
BIRTHPLACE: Stratford, CT



PRO CAREER

- ✦ Has played in 129 games (one start) in his eight-year career with Pittsburgh (2016-19) and Buffalo (2020-23)
- ✦ Has registered 47 tackles (31 solo), four passes defended and one interception
- ✦ Has played in 13 postseason games (no starts) and registered two tackles (one solo)
- ✦ Three-time captain in Buffalo (2021, 2022 and 2023)
- ✦ Leads all active NFL players with 85 tackles (64 solo) on special teams
- ✦ Made NFL debut in Week 1 of 2016 (at Washington)
- ✦ Made NFL starting debut in Week 5 of 2018 (vs. Atlanta)

2023 (BILLS)

- ✦ Played in 17 regular-season games (no starts)
- ✦ Registered three tackles (one solo) on defense
- ✦ Recorded four tackles (three solo) on special teams

2022 (BILLS)

- ✦ Played in 16 regular-season games (no starts)
- ✦ Registered six tackles (five solo) on special teams

2021 (BILLS)

- ✦ Played in 17 regular-season games (no starts)
- ✦ Registered six tackles (three solo) on defense
- ✦ Recorded team-high 13 tackles (nine solo) on special teams
- ✦ Registered his only career interception in Week 4 vs. Houston

2020 (BILLS)

- ✦ Played in 16 regular-season games (no starts)
- ✦ Registered 13 tackles (nine solo) on defense
- ✦ Recorded a team-high 10 tackles (seven solo) on special teams

2019 (STEELERS)

- ✦ Played in 16 regular-season games (no starts)
- ✦ Registered two tackles (two solo) on defense
- ✦ Recorded an NFL-best 16 tackles (14 solo) on special teams

2018 (STEELERS)

- ✦ Played in 16 regular-season games (one start)
- ✦ Registered six tackles (three solo) on defense
- ✦ Recorded 10 tackles (nine solo) on special teams
- ✦ Registered first career start in Week 5 vs. Atlanta; registered four tackles (two solo) on defense and two tackles (two solo) on special teams

2017 (STEELERS)

- ✦ Played in 15 regular-season games (no starts)
- ✦ Registered nine tackles (seven solo) on defense
- ✦ Recorded a team-high 14 tackles (11 solo) on special teams

2016 (STEELERS)

- ✦ Played in 16 regular-season games (no starts)
- ✦ Registered eight tackles (six solo) on defense
- ✦ Recorded a team-high 12 tackles (10 solo) on special teams

TRANSACTIONS

- ✦ Signed a one-year contract with Pittsburgh on July 17, 2024
- ✦ Signed a one-year contract extension with Buffalo on March 13, 2023
- ✦ Signed a one-year contract extension with the Bills on March 15, 2021
- ✦ Signed a two-year contract with Buffalo on March 18, 2020
- ✦ Signed a four-year contract with the Steelers on May 5, 2016
- ✦ Drafted by Pittsburgh in the seventh round (246th overall) of the 2016 NFL Draft

PERSONAL

- ✦ Played linebacker and running back for coach Joe Della Vecchia at St. Joseph's H.S.
- ✦ 2011 All-State honoree at linebacker
- ✦ Helped the Cadets to a 10-2 record his senior season en route to back-to-back state championship titles
- ✦ 2010 Connecticut Post Male Athlete of the Year
- ✦ Set the school record for TDs in a game with five against Trumbull as a junior
- ✦ Also played baseball and was named 2010 First Team Connecticut Post All-Star
- ✦ 2010 All-FCIAC honoree
- ✦ Led the team as a junior with a .372 batting average, 32 RBI and five homeruns
- ✦ Full name is Tyler John Matakevich
- ✦ Parents are Kim and David Matakevich
- ✦ Has an older sister, Ashley, who graduated from Sacred Heart in 2012 where she was a four-year letterwinner in track and field (she holds the school records in the long jump and in the triple jump)
- ✦ Earned degree in adult & organizational development

COLLEGE

- ✦ Four-year letter winner (2012-15) at Temple
- ✦ The Owls all-time leading tackler with 493 stops
- ✦ First Temple defensive player to earn first-team All-America honors and the first Owl at any position since Paul Palmer in 1986
- ✦ 2015 consensus All-American
- ✦ Most decorated football player in school history winning the Chuck Bednarik Award and Bronko Nagurski Trophy given to the nation's most outstanding defensive player
- ✦ 2015 Lott IMPACT Trophy finalist, 2015 Rotary Lombardi Award semifinalist, 2015 Senior CLASS Award finalist, 2015 American Athletic Conference Defensive Player of the Year, 2015 Unanimous All-Conference First Team by American Athletic Conference

REGULAR SEASON COMPARISON: DEFENSIVE - DENVER BRONCOS

| DATE | OPP | W/L | GP/GS | TACKLES | | | | SACK | YDS. | INT | TFL | PD | QBH | MISC | | |
|---------------|-------------|-----|-------|---------|------|------|---|------|------|-----|-----|----|-----|------|----|----|
| | | | | TOT | SOLO | ASST | | | | | | | | TD | FF | FR |
| 11/25/18 | PIT @ DEN | L | P | 0 | 0 | 0 | 0 | 0.0 | 0.0 | 0 | 0 | 0 | 0 | 0 | 0 | 0 |
| 12/19/20 | BUF @ DEN | W | P | 7 | 5 | 2 | 0 | 0.0 | 0.0 | 0 | 0 | 0 | 0 | 0 | 0 | 0 |
| 11/13/23 | BUF vs. DEN | L | P | 0 | 0 | 0 | 0 | 0.0 | 0.0 | 0 | 0 | 0 | 0 | 0 | 0 | 0 |
| TOTALS | | 1/2 | 3/0 | 7 | 5 | 2 | 0 | 0.0 | 0.0 | 0 | 0 | 0 | 0 | 0 | 0 | 0 |

TYLER MATAKEVICH'S NFL REGULAR SEASON DEFENSIVE STATISTICS

| DATE | TEAM | GP | GS | TACKLES | | | | | | INTERCEPTIONS | | | | O. FUMB | | | ST | | | MISC | | | | | | | |
|-------------------|----------|-----|----|---------|----|----|-----|-----|-----|---------------|-----|----|-----|---------|----|----|----|----|----|------|----|---|---|----|----|---|---|
| | | | | TK | S | A | TFL | YDS | SK | YDS | QBH | NO | YDS | LG | TD | PD | FF | FR | TD | YDS | TK | S | A | FF | FR | S | A |
| 2016 | Steelers | 16 | 0 | 8 | 6 | 2 | 0 | 0 | 0.0 | 0.0 | 0 | 0 | 0 | 0 | 0 | 0 | 0 | 12 | 10 | 2 | 0 | 0 | 0 | 0 | 0 | 0 | |
| 2017 | Steelers | 15 | 0 | 9 | 7 | 2 | 0 | 0 | 0.0 | 0.0 | 0 | 0 | 0 | 0 | 1 | 0 | 0 | 0 | 14 | 11 | 3 | 0 | 0 | 0 | 0 | 0 | |
| 2018 | Steelers | 16 | 1 | 6 | 3 | 3 | 0 | 0 | 0.0 | 0.0 | 0 | 0 | 0 | 0 | 0 | 0 | 0 | 10 | 9 | 1 | 0 | 0 | 0 | 0 | 0 | 0 | |
| 2019 | Steelers | 16 | 0 | 2 | 2 | 0 | 0 | 0 | 0.0 | 0.0 | 0 | 0 | 0 | 0 | 0 | 0 | 0 | 16 | 14 | 2 | 0 | 0 | 0 | 0 | 0 | 0 | |
| 2020 | Bills | 16 | 0 | 13 | 9 | 4 | 0 | 0 | 0.0 | 0.0 | 0 | 0 | 0 | 0 | 2 | 0 | 0 | 10 | 3 | 7 | 0 | 0 | 0 | 0 | 0 | 0 | |
| 2021 | Bills | 17 | 0 | 6 | 3 | 3 | 0 | 0 | 0.0 | 0.0 | 0 | 1 | 15 | 15 | 0 | 1 | 0 | 0 | 13 | 9 | 4 | 0 | 0 | 0 | 0 | 0 | |
| 2022 | Bills | 16 | 0 | 0 | 0 | 0 | 0 | 0 | 0.0 | 0.0 | 0 | 0 | 0 | 0 | 0 | 0 | 0 | 6 | 5 | 1 | 0 | 0 | 0 | 0 | 0 | 0 | |
| 2023 | Bills | 17 | 0 | 3 | 1 | 2 | 0 | 0 | 0.0 | 0.0 | 0 | 0 | 0 | 0 | 0 | 0 | 0 | 4 | 3 | 1 | 0 | 0 | 0 | 0 | 0 | 0 | |
| 2024 | Steelers | 1 | 0 | 0 | 0 | 0 | 0 | 0 | 0.0 | 0.0 | 0 | 0 | 0 | 0 | 0 | 0 | 0 | 1 | 1 | 0 | 0 | 0 | 0 | 0 | 0 | 0 | |
| NFL TOTALS | | 130 | 1 | 47 | 31 | 16 | 0 | 0 | 0.0 | 0.0 | 0 | 1 | 15 | 15 | 0 | 4 | 0 | 0 | 86 | 65 | 21 | 0 | 0 | 0 | 0 | 0 | 0 |

TYLER MATAKEVICH'S NFL POSTSEASON DEFENSIVE STATISTICS

| DATE | TEAM | GP | GS | TACKLES | | | | | | INTERCEPTIONS | | | | O. FUMB | | | ST | | | MISC | | | | | | | |
|-------------------|----------|----|----|---------|---|---|-----|-----|-----|---------------|-----|----|-----|---------|----|----|----|----|----|------|----|---|---|----|----|---|---|
| | | | | TK | S | A | TFL | YDS | SK | YDS | QBH | NO | YDS | LG | TD | PD | FF | FR | TD | YDS | TK | S | A | FF | FR | S | A |
| 2016 | Steelers | 3 | 0 | 0 | 0 | 0 | 0 | 0 | 0.0 | 0.0 | 0 | 0 | 0 | 0 | 0 | 0 | 0 | 0 | 0 | 0 | 0 | 0 | 0 | 0 | 0 | 0 | 0 |
| 2017 | Steelers | 1 | 0 | 0 | 0 | 0 | 0 | 0 | 0.0 | 0.0 | 0 | 0 | 0 | 0 | 0 | 0 | 0 | 0 | 0 | 0 | 0 | 0 | 0 | 0 | 0 | 0 | 0 |
| 2020 | Bills | 3 | 0 | 0 | 0 | 0 | 0 | 0 | 0.0 | 0.0 | 0 | 0 | 0 | 0 | 0 | 0 | 0 | 0 | 0 | 0 | 0 | 0 | 0 | 0 | 0 | 0 | 0 |
| 2021 | Bills | 2 | 0 | 2 | 1 | 1 | 0 | 0 | 0.0 | 0.0 | 0 | 0 | 0 | 0 | 0 | 0 | 0 | 1 | 1 | 0 | 0 | 0 | 0 | 0 | 0 | 0 | 0 |
| 2022 | Bills | 2 | 0 | 0 | 0 | 0 | 0 | 0 | 0.0 | 0.0 | 0 | 0 | 0 | 0 | 0 | 0 | 0 | 2 | 2 | 0 | 0 | 0 | 0 | 0 | 0 | 0 | 0 |
| 2023 | Bills | 2 | 0 | 0 | 0 | 0 | 0 | 0 | 0.0 | 0.0 | 0 | 0 | 0 | 0 | 0 | 0 | 0 | 1 | 1 | 0 | 0 | 0 | 0 | 0 | 0 | 0 | 0 |
| NFL TOTALS | | 13 | 0 | 2 | 1 | 1 | 0 | 0 | 0.0 | 0.0 | 0 | 0 | 0 | 0 | 0 | 0 | 0 | 5 | 5 | 0 | 0 | 0 | 0 | 0 | 0 | 0 | 0 |

SINGLE-GAME HIGHS: DEFENSIVE

- Total Tackles: 8 at Miami Dolphins, Oct 16, 2016; 7 at Denver Broncos, Dec 19, 2020
- Solo Tackles: 6 at Miami Dolphins, Oct 16, 2016; 5 at Denver Broncos, Dec 19, 2020
- Passes Defensed: 2 vs. Miami Dolphins, Jan 03, 2021; 1 vs. Houston Texans, Oct 03, 2021; ...1 more at 1.
- Interceptions: 1 vs. Houston Texans, Oct 03, 2021
- Interception Return Yards: 15 vs. Houston Texans, Oct 03, 2021
- Special Teams Tackles: 4 vs. Carolina Panthers, Dec 19, 2021; 3 at Cleveland Browns, Sep 09, 2018; ...1 more at 3.

SINGLE-GAME HIGHS - POSTSEASON: DEFENSIVE

- Total Tackles: 2 vs. New England Patriots, Jan 15, 2022
- Solo Tackles: 1 vs. New England Patriots, Jan 15, 2022
- Special Teams Tackles: 2 vs. Cincinnati Bengals, Jan 22, 2023; 1 vs. Pittsburgh Steelers, Jan 15, 2024; 1 vs. New England Patriots, Jan 15, 2022; 1 at Kansas City Chiefs, Jan 15, 2017

2024 GAME-BY-GAME REGULAR-SEASON STATISTICS (STEELERS)

| DATE | OPPONENT | P/S | TACKLES | | | | | | | INTERCEPTIONS | | | | | O. FUMB | | | ST | | | | MISC | | SCORE | | | |
|--------------------|------------|-----|------------|---|---|-----|-----|-----|-----|---------------|----|-----|----|----|---------|----|----|----|-----|----|---|------|----|-------|----|-----|-------|
| | | | TK | S | A | SK | YDS | TFL | YDS | QBH | NO | YDS | LG | TD | PD | FF | FR | TD | YDS | TK | S | A | FF | | FR | S | A |
| 09/08 | at Falcons | P | 0 | 0 | 0 | 0.0 | 0.0 | 0 | 0 | 0 | 0 | 0 | 0 | 0 | 0 | 0 | 0 | 0 | 1 | 1 | 0 | 0 | 0 | 0 | 0 | W | 18-10 |
| 2024 TOTALS | | | 1-0 | 0 | 0 | 0 | 0.0 | 0.0 | 0 | 0 | 0 | 0 | 0 | 0 | 0 | 0 | 0 | 0 | 1 | 1 | 0 | 0 | 0 | 0 | 0 | 1-0 | |

2023 GAME-BY-GAME REGULAR-SEASON STATISTICS (BILLS)

| DATE | OPPONENT | P/S | TACKLES | | | | | | | INTERCEPTIONS | | | | | O. FUMB | | | ST | | | | MISC | | SCORE | | | |
|--------------------|---------------|-----|-------------|---|---|-----|-----|-----|-----|---------------|----|-----|----|----|---------|----|----|----|-----|----|---|------|----|-------|----|------|--------|
| | | | TK | S | A | SK | YDS | TFL | YDS | QBH | NO | YDS | LG | TD | PD | FF | FR | TD | YDS | TK | S | A | FF | | FR | S | A |
| 09/11 | at Jets | P | 0 | 0 | 0 | 0.0 | 0.0 | 0 | 0 | 0 | 0 | 0 | 0 | 0 | 0 | 0 | 0 | 0 | 0 | 0 | 0 | 0 | 0 | 0 | 0 | L | 16-22+ |
| 09/17 | Raiders | P | 0 | 0 | 0 | 0.0 | 0.0 | 0 | 0 | 0 | 0 | 0 | 0 | 0 | 0 | 0 | 0 | 0 | 0 | 0 | 0 | 0 | 0 | 0 | 0 | W | 38-10 |
| 09/24 | at Commanders | P | 0 | 0 | 0 | 0.0 | 0.0 | 0 | 0 | 0 | 0 | 0 | 0 | 0 | 0 | 0 | 0 | 0 | 0 | 0 | 0 | 0 | 0 | 0 | 0 | W | 37-3 |
| 10/01 | Dolphins | P | 0 | 0 | 0 | 0.0 | 0.0 | 0 | 0 | 0 | 0 | 0 | 0 | 0 | 0 | 0 | 0 | 0 | 0 | 0 | 0 | 0 | 0 | 0 | 0 | W | 48-20 |
| 10/08 | Jaguars | P | 0 | 0 | 0 | 0.0 | 0.0 | 0 | 0 | 0 | 0 | 0 | 0 | 0 | 0 | 0 | 0 | 0 | 0 | 0 | 0 | 0 | 0 | 0 | 0 | L | 20-25 |
| 10/15 | Giants | P | 0 | 0 | 0 | 0.0 | 0.0 | 0 | 0 | 0 | 0 | 0 | 0 | 0 | 0 | 0 | 0 | 0 | 0 | 0 | 0 | 0 | 0 | 0 | 0 | W | 14-9 |
| 10/22 | at Patriots | P | 0 | 0 | 0 | 0.0 | 0.0 | 0 | 0 | 0 | 0 | 0 | 0 | 0 | 0 | 0 | 0 | 0 | 0 | 0 | 0 | 0 | 0 | 0 | 0 | L | 25-29 |
| 10/26 | Buccaneers | P | 0 | 0 | 0 | 0.0 | 0.0 | 0 | 0 | 0 | 0 | 0 | 0 | 0 | 0 | 0 | 0 | 0 | 0 | 0 | 0 | 0 | 0 | 0 | 0 | W | 24-18 |
| 11/05 | at Bengals | P | 0 | 0 | 0 | 0.0 | 0.0 | 0 | 0 | 0 | 0 | 0 | 0 | 0 | 0 | 0 | 0 | 0 | 1 | 1 | 0 | 0 | 0 | 0 | 0 | L | 18-24 |
| 11/13 | Broncos | P | 0 | 0 | 0 | 0.0 | 0.0 | 0 | 0 | 0 | 0 | 0 | 0 | 0 | 0 | 0 | 0 | 0 | 0 | 0 | 0 | 0 | 0 | 0 | 0 | L | 22-24 |
| 11/19 | Jets | P | 2 | 1 | 1 | 0.0 | 0.0 | 0 | 0 | 0 | 0 | 0 | 0 | 0 | 0 | 0 | 0 | 0 | 0 | 0 | 0 | 0 | 0 | 0 | 0 | W | 32-6 |
| 11/26 | at Eagles | P | 0 | 0 | 0 | 0.0 | 0.0 | 0 | 0 | 0 | 0 | 0 | 0 | 0 | 0 | 0 | 0 | 0 | 0 | 0 | 0 | 0 | 0 | 0 | 0 | L | 34-37+ |
| 12/10 | at Chiefs | P | 0 | 0 | 0 | 0.0 | 0.0 | 0 | 0 | 0 | 0 | 0 | 0 | 0 | 0 | 0 | 0 | 0 | 0 | 0 | 0 | 0 | 0 | 0 | 0 | W | 20-17 |
| 12/17 | Cowboys | P | 1 | 0 | 1 | 0.0 | 0.0 | 0 | 0 | 0 | 0 | 0 | 0 | 0 | 0 | 0 | 0 | 0 | 0 | 0 | 0 | 0 | 0 | 0 | 0 | W | 31-10 |
| 12/23 | at Chargers | P | 0 | 0 | 0 | 0.0 | 0.0 | 0 | 0 | 0 | 0 | 0 | 0 | 0 | 0 | 0 | 0 | 0 | 2 | 1 | 1 | 0 | 0 | 0 | 0 | W | 24-22 |
| 12/31 | Patriots | P | 0 | 0 | 0 | 0.0 | 0.0 | 0 | 0 | 0 | 0 | 0 | 0 | 0 | 0 | 0 | 0 | 0 | 1 | 1 | 0 | 0 | 0 | 0 | 0 | W | 27-21 |
| 01/07 | at Dolphins | P | 0 | 0 | 0 | 0.0 | 0.0 | 0 | 0 | 0 | 0 | 0 | 0 | 0 | 0 | 0 | 0 | 0 | 0 | 0 | 0 | 0 | 0 | 0 | 0 | W | 21-14 |
| 2023 TOTALS | | | 17-0 | 3 | 1 | 2 | 0.0 | 0.0 | 0 | 0 | 0 | 0 | 0 | 0 | 0 | 0 | 0 | 0 | 4 | 3 | 1 | 0 | 0 | 0 | 0 | 11-6 | |

+ - Overtime

2022 GAME-BY-GAME REGULAR-SEASON STATISTICS (BILLS)

| DATE | OPPONENT | P/S | TACKLES | | | | | | | INTERCEPTIONS | | | | | O. FUMB | | | ST | | | | MISC | | SCORE | | | |
|--------------------|-------------|-----|-------------|---|---|-----|-----|-----|-----|---------------|----|-----|----|----|---------|----|----|----|-----|----|---|------|----|-------|----|------|--------|
| | | | TK | S | A | SK | YDS | TFL | YDS | QBH | NO | YDS | LG | TD | PD | FF | FR | TD | YDS | TK | S | A | FF | | FR | S | A |
| 09/08 | at Rams | P | 0 | 0 | 0 | 0.0 | 0.0 | 0 | 0 | 0 | 0 | 0 | 0 | 0 | 0 | 0 | 0 | 0 | 0 | 0 | 0 | 0 | 0 | 0 | 0 | W | 31-10 |
| 09/19 | Titans | P | 0 | 0 | 0 | 0.0 | 0.0 | 0 | 0 | 0 | 0 | 0 | 0 | 0 | 0 | 0 | 0 | 0 | 0 | 0 | 0 | 0 | 0 | 0 | 0 | W | 41-7 |
| 09/25 | at Dolphins | P | 0 | 0 | 0 | 0.0 | 0.0 | 0 | 0 | 0 | 0 | 0 | 0 | 0 | 0 | 0 | 0 | 0 | 1 | 0 | 1 | 0 | 0 | 0 | 0 | L | 19-21 |
| 10/02 | at Ravens | P | 0 | 0 | 0 | 0.0 | 0.0 | 0 | 0 | 0 | 0 | 0 | 0 | 0 | 0 | 0 | 0 | 0 | 0 | 0 | 0 | 0 | 0 | 0 | 0 | W | 23-20 |
| 10/09 | Steelers | P | 0 | 0 | 0 | 0.0 | 0.0 | 0 | 0 | 0 | 0 | 0 | 0 | 0 | 0 | 0 | 0 | 0 | 0 | 0 | 0 | 0 | 0 | 0 | 0 | W | 38-3 |
| 10/16 | at Chiefs | P | 0 | 0 | 0 | 0.0 | 0.0 | 0 | 0 | 0 | 0 | 0 | 0 | 0 | 0 | 0 | 0 | 0 | 0 | 0 | 0 | 0 | 0 | 0 | 0 | W | 24-20 |
| 10/30 | Packers | P | 0 | 0 | 0 | 0.0 | 0.0 | 0 | 0 | 0 | 0 | 0 | 0 | 0 | 0 | 0 | 0 | 0 | 0 | 0 | 0 | 0 | 0 | 0 | 0 | W | 27-17 |
| 11/06 | at Jets | P | 0 | 0 | 0 | 0.0 | 0.0 | 0 | 0 | 0 | 0 | 0 | 0 | 0 | 0 | 0 | 0 | 0 | 1 | 1 | 0 | 0 | 0 | 0 | 0 | L | 17-20 |
| 11/13 | Vikings | P | 0 | 0 | 0 | 0.0 | 0.0 | 0 | 0 | 0 | 0 | 0 | 0 | 0 | 0 | 0 | 0 | 0 | 0 | 0 | 0 | 0 | 0 | 0 | 0 | L | 30-33+ |
| 11/20 | Browns | P | 0 | 0 | 0 | 0.0 | 0.0 | 0 | 0 | 0 | 0 | 0 | 0 | 0 | 0 | 0 | 0 | 0 | 1 | 1 | 0 | 0 | 0 | 0 | 0 | W | 31-23 |
| 11/24 | at Lions | P | 0 | 0 | 0 | 0.0 | 0.0 | 0 | 0 | 0 | 0 | 0 | 0 | 0 | 0 | 0 | 0 | 0 | 2 | 2 | 0 | 0 | 0 | 0 | 0 | W | 28-25 |
| 12/01 | at Patriots | P | 0 | 0 | 0 | 0.0 | 0.0 | 0 | 0 | 0 | 0 | 0 | 0 | 0 | 0 | 0 | 0 | 0 | 0 | 0 | 0 | 0 | 0 | 0 | 0 | W | 24-10 |
| 12/11 | Jets | P | 0 | 0 | 0 | 0.0 | 0.0 | 0 | 0 | 0 | 0 | 0 | 0 | 0 | 0 | 0 | 0 | 0 | 1 | 1 | 0 | 0 | 0 | 0 | 0 | W | 20-12 |
| 12/17 | Dolphins | P | 0 | 0 | 0 | 0.0 | 0.0 | 0 | 0 | 0 | 0 | 0 | 0 | 0 | 0 | 0 | 0 | 0 | 0 | 0 | 0 | 0 | 0 | 0 | 0 | W | 32-29 |
| 12/24 | at Bears | P | 0 | 0 | 0 | 0.0 | 0.0 | 0 | 0 | 0 | 0 | 0 | 0 | 0 | 0 | 0 | 0 | 0 | 0 | 0 | 0 | 0 | 0 | 0 | 0 | W | 35-13 |
| 01/08 | Patriots | P | 0 | 0 | 0 | 0.0 | 0.0 | 0 | 0 | 0 | 0 | 0 | 0 | 0 | 0 | 0 | 0 | 0 | 0 | 0 | 0 | 0 | 0 | 0 | 0 | W | 35-23 |
| 2022 TOTALS | | | 16-0 | 0 | 0 | 0 | 0.0 | 0.0 | 0 | 0 | 0 | 0 | 0 | 0 | 0 | 0 | 0 | 0 | 6 | 5 | 1 | 0 | 0 | 0 | 0 | 13-3 | |

+ - Overtime

2021 GAME-BY-GAME REGULAR-SEASON STATISTICS (BILLS)

| DATE | OPPONENT | P/S | TACKLES | | | | | | | INTERCEPTIONS | | | | | O. FUMB | | | ST | | | | MISC | | SCORE | | | |
|--------------------|---------------|-----|-------------|---|---|-----|-----|-----|-----|---------------|----|-----|----|----|---------|----|----|----|-----|----|---|------|----|-------|----|------|--------|
| | | | TK | S | A | SK | YDS | TFL | YDS | QBH | NO | YDS | LG | TD | PD | FF | FR | TD | YDS | TK | S | A | FF | | FR | S | A |
| 09/12 | Steelers | P | 0 | 0 | 0 | 0.0 | 0.0 | 0 | 0 | 0 | 0 | 0 | 0 | 0 | 0 | 0 | 0 | 0 | 0 | 0 | 0 | 0 | 0 | 0 | 0 | L | 16-23 |
| 09/19 | at Dolphins | P | 0 | 0 | 0 | 0.0 | 0.0 | 0 | 0 | 0 | 0 | 0 | 0 | 0 | 0 | 0 | 0 | 0 | 0 | 0 | 0 | 0 | 0 | 0 | 0 | W | 35-0 |
| 09/26 | Football Team | P | 0 | 0 | 0 | 0.0 | 0.0 | 0 | 0 | 0 | 0 | 0 | 0 | 0 | 0 | 0 | 0 | 0 | 2 | 1 | 1 | 0 | 0 | 0 | 0 | W | 43-21 |
| 10/03 | Texans | P | 3 | 3 | 0 | 0.0 | 0.0 | 0 | 0 | 0 | 1 | 15 | 15 | 0 | 1 | 0 | 0 | 0 | 1 | 1 | 0 | 0 | 0 | 0 | 0 | W | 40-0 |
| 10/10 | at Chiefs | P | 0 | 0 | 0 | 0.0 | 0.0 | 0 | 0 | 0 | 0 | 0 | 0 | 0 | 0 | 0 | 0 | 0 | 1 | 1 | 0 | 0 | 0 | 0 | 0 | W | 38-20 |
| 10/18 | at Titans | P | 0 | 0 | 0 | 0.0 | 0.0 | 0 | 0 | 0 | 0 | 0 | 0 | 0 | 0 | 0 | 0 | 0 | 2 | 1 | 1 | 0 | 0 | 0 | 0 | L | 31-34 |
| 10/31 | Dolphins | P | 0 | 0 | 0 | 0.0 | 0.0 | 0 | 0 | 0 | 0 | 0 | 0 | 0 | 0 | 0 | 0 | 0 | 0 | 0 | 0 | 0 | 0 | 0 | 0 | W | 26-11 |
| 11/07 | at Jaguars | P | 0 | 0 | 0 | 0.0 | 0.0 | 0 | 0 | 0 | 0 | 0 | 0 | 0 | 0 | 0 | 0 | 0 | 1 | 0 | 1 | 0 | 0 | 0 | 0 | L | 6-9 |
| 11/14 | at Jets | P | 1 | 0 | 1 | 0.0 | 0.0 | 0 | 0 | 0 | 0 | 0 | 0 | 0 | 0 | 0 | 0 | 0 | 0 | 0 | 0 | 0 | 0 | 0 | 0 | W | 45-17 |
| 11/21 | Colts | P | 1 | 0 | 1 | 0.0 | 0.0 | 0 | 0 | 0 | 0 | 0 | 0 | 0 | 0 | 0 | 0 | 0 | 1 | 1 | 0 | 0 | 0 | 0 | 0 | L | 15-41 |
| 11/25 | at Saints | P | 0 | 0 | 0 | 0.0 | 0.0 | 0 | 0 | 0 | 0 | 0 | 0 | 0 | 0 | 0 | 0 | 0 | 0 | 0 | 0 | 0 | 0 | 0 | 0 | W | 31-6 |
| 12/06 | Patriots | P | 0 | 0 | 0 | 0.0 | 0.0 | 0 | 0 | 0 | 0 | 0 | 0 | 0 | 0 | 0 | 0 | 0 | 0 | 0 | 0 | 0 | 0 | 0 | 0 | L | 10-14 |
| 12/12 | at Buccaneers | P | 0 | 0 | 0 | 0.0 | 0.0 | 0 | 0 | 0 | 0 | 0 | 0 | 0 | 0 | 0 | 0 | 0 | 0 | 0 | 0 | 0 | 0 | 0 | 0 | L | 27-33+ |
| 12/19 | Panthers | P | 1 | 0 | 1 | 0.0 | 0.0 | 0 | 0 | 0 | 0 | 0 | 0 | 0 | 0 | 0 | 0 | 0 | 4 | 3 | 1 | 0 | 0 | 0 | 0 | W | 31-14 |
| 12/26 | at Patriots | P | 0 | 0 | 0 | 0.0 | 0.0 | 0 | 0 | 0 | 0 | 0 | 0 | 0 | 0 | 0 | 0 | 0 | 1 | 1 | 0 | 0 | 0 | 0 | 0 | W | 33-21 |
| 01/02 | Falcons | P | 0 | 0 | 0 | 0.0 | 0.0 | 0 | 0 | 0 | 0 | 0 | 0 | 0 | 0 | 0 | 0 | 0 | 0 | 0 | 0 | 0 | 0 | 0 | 0 | W | 29-15 |
| 01/09 | Jets | P | 0 | 0 | 0 | 0.0 | 0.0 | 0 | 0 | 0 | 0 | 0 | 0 | 0 | 0 | 0 | 0 | 0 | 0 | 0 | 0 | 0 | 0 | 0 | 0 | W | 27-10 |
| 2021 TOTALS | | | 17-0 | 6 | 3 | 3 | 0.0 | 0.0 | 0 | 0 | 0 | 1 | 15 | 15 | 0 | 1 | 0 | 0 | 0 | 13 | 9 | 4 | 0 | 0 | 0 | 11-6 | |

+ - Overtime

2016 GAME-BY-GAME REGULAR-SEASON STATISTICS (STEELERS)

| DATE | OPPONENT | P/S | TACKLES | | | | | | | INTERCEPTIONS | | | | O. FUMB | | | ST | | | | MISC | | W/L | SCORE | | | |
|-------------|-------------|------|---------|---|---|-----|-----|-----|-----|---------------|----|-----|----|---------|----|----|----|----|-----|----|------|---|-----|-------|----|------|--------|
| | | | TK | S | A | SK | YDS | TFL | YDS | QBH | NO | YDS | LG | TD | PD | FF | FR | TD | YDS | TK | S | A | | | FF | FR | S |
| 09/12 | at Redskins | P | 0 | 0 | 0 | 0.0 | 0.0 | 0 | 0 | 0 | 0 | 0 | 0 | 0 | 0 | 0 | 0 | 0 | 0 | 0 | 0 | 0 | 0 | 0 | 0 | W | 38-16 |
| 09/18 | Bengals | P | 0 | 0 | 0 | 0.0 | 0.0 | 0 | 0 | 0 | 0 | 0 | 0 | 0 | 0 | 0 | 0 | 0 | 1 | 0 | 1 | 0 | 0 | 0 | 0 | W | 24-16 |
| 09/25 | at Eagles | P | 0 | 0 | 0 | 0.0 | 0.0 | 0 | 0 | 0 | 0 | 0 | 0 | 0 | 0 | 0 | 0 | 0 | 0 | 0 | 0 | 0 | 0 | 0 | 0 | L | 3-34 |
| 10/02 | Chiefs | P | 0 | 0 | 0 | 0.0 | 0.0 | 0 | 0 | 0 | 0 | 0 | 0 | 0 | 0 | 0 | 0 | 0 | 0 | 0 | 0 | 0 | 0 | 0 | 0 | W | 43-14 |
| 10/09 | Jets | P | 0 | 0 | 0 | 0.0 | 0.0 | 0 | 0 | 0 | 0 | 0 | 0 | 0 | 0 | 0 | 0 | 0 | 0 | 0 | 0 | 0 | 0 | 0 | 0 | W | 31-13 |
| 10/16 | at Dolphins | P | 8 | 6 | 2 | 0.0 | 0.0 | 0 | 0 | 0 | 0 | 0 | 0 | 0 | 0 | 0 | 0 | 0 | 1 | 1 | 0 | 0 | 0 | 0 | 0 | L | 15-30 |
| 10/23 | Patriots | P | 0 | 0 | 0 | 0.0 | 0.0 | 0 | 0 | 0 | 0 | 0 | 0 | 0 | 0 | 0 | 0 | 0 | 1 | 1 | 0 | 0 | 0 | 0 | 0 | L | 16-27 |
| 11/06 | at Ravens | P | 0 | 0 | 0 | 0.0 | 0.0 | 0 | 0 | 0 | 0 | 0 | 0 | 0 | 0 | 0 | 0 | 0 | 0 | 0 | 0 | 0 | 0 | 0 | 0 | L | 14-21 |
| 11/13 | Cowboys | P | 0 | 0 | 0 | 0.0 | 0.0 | 0 | 0 | 0 | 0 | 0 | 0 | 0 | 0 | 0 | 0 | 2 | 2 | 0 | 0 | 0 | 0 | 0 | 0 | L | 30-35 |
| 11/20 | at Browns | P | 0 | 0 | 0 | 0.0 | 0.0 | 0 | 0 | 0 | 0 | 0 | 0 | 0 | 0 | 0 | 0 | 1 | 1 | 0 | 1 | 0 | 0 | 0 | 0 | W | 24-9 |
| 11/24 | at Colts | P | 0 | 0 | 0 | 0.0 | 0.0 | 0 | 0 | 0 | 0 | 0 | 0 | 0 | 0 | 0 | 0 | 1 | 1 | 0 | 0 | 0 | 0 | 0 | 0 | W | 28-7 |
| 12/04 | Giants | P | 0 | 0 | 0 | 0.0 | 0.0 | 0 | 0 | 0 | 0 | 0 | 0 | 0 | 0 | 0 | 0 | 0 | 0 | 0 | 0 | 0 | 0 | 0 | 0 | W | 24-14 |
| 12/11 | at Bills | P | 0 | 0 | 0 | 0.0 | 0.0 | 0 | 0 | 0 | 0 | 0 | 0 | 0 | 0 | 0 | 0 | 1 | 1 | 0 | 0 | 0 | 0 | 0 | 0 | W | 27-20 |
| 12/18 | at Bengals | P | 0 | 0 | 0 | 0.0 | 0.0 | 0 | 0 | 0 | 0 | 0 | 0 | 0 | 0 | 0 | 0 | 0 | 0 | 0 | 0 | 0 | 0 | 0 | 0 | W | 24-20 |
| 12/25 | Ravens | P | 0 | 0 | 0 | 0.0 | 0.0 | 0 | 0 | 0 | 0 | 0 | 0 | 0 | 0 | 0 | 0 | 2 | 2 | 0 | 0 | 0 | 0 | 0 | 0 | W | 31-27 |
| 01/01 | Browns | P | 0 | 0 | 0 | 0.0 | 0.0 | 0 | 0 | 0 | 0 | 0 | 0 | 0 | 0 | 0 | 0 | 2 | 2 | 0 | 0 | 0 | 0 | 0 | 0 | W | 27-24+ |
| 2016 TOTALS | | 16-0 | 8 | 6 | 2 | 0.0 | 0.0 | 0 | 0 | 0 | 0 | 0 | 0 | 0 | 0 | 0 | 0 | 12 | 10 | 2 | 0 | 0 | 0 | 0 | 0 | 11-5 | |

+ - Overtime

2023 GAME-BY-GAME POSTSEASON STATISTICS (BILLS)

| DATE | OPPONENT | P/S | TACKLES | | | | | | | INTERCEPTIONS | | | | O. FUMB | | | ST | | | | MISC | | W/L | SCORE | | | |
|-------------|----------|-----|---------|---|---|-----|-----|-----|-----|---------------|----|-----|----|---------|----|----|----|----|-----|----|------|---|-----|-------|----|-----|-------|
| | | | TK | S | A | SK | YDS | TFL | YDS | QBH | NO | YDS | LG | TD | PD | FF | FR | TD | YDS | TK | S | A | | | FF | FR | S |
| 01/15 | Steelers | P | 0 | 0 | 0 | 0.0 | 0.0 | 0 | 0 | 0 | 0 | 0 | 0 | 0 | 0 | 0 | 0 | 0 | 1 | 1 | 0 | 0 | 0 | 0 | 0 | W | 31-17 |
| 01/21 | Chiefs | P | 0 | 0 | 0 | 0.0 | 0.0 | 0 | 0 | 0 | 0 | 0 | 0 | 0 | 0 | 0 | 0 | 0 | 0 | 0 | 0 | 0 | 0 | 0 | 0 | L | 24-27 |
| 2023 TOTALS | | 2-0 | 0 | 0 | 0 | 0.0 | 0.0 | 0 | 0 | 0 | 0 | 0 | 0 | 0 | 0 | 0 | 0 | 1 | 1 | 0 | 0 | 0 | 0 | 0 | 0 | 1-1 | |

2022 GAME-BY-GAME POSTSEASON STATISTICS (BILLS)

| DATE | OPPONENT | P/S | TACKLES | | | | | | | INTERCEPTIONS | | | | O. FUMB | | | ST | | | | MISC | | W/L | SCORE | | | |
|-------------|----------|-----|---------|---|---|-----|-----|-----|-----|---------------|----|-----|----|---------|----|----|----|----|-----|----|------|---|-----|-------|----|-----|-------|
| | | | TK | S | A | SK | YDS | TFL | YDS | QBH | NO | YDS | LG | TD | PD | FF | FR | TD | YDS | TK | S | A | | | FF | FR | S |
| 01/15 | Dolphins | P | 0 | 0 | 0 | 0.0 | 0.0 | 0 | 0 | 0 | 0 | 0 | 0 | 0 | 0 | 0 | 0 | 0 | 0 | 0 | 0 | 0 | 0 | 0 | 0 | W | 34-31 |
| 01/22 | Bengals | P | 0 | 0 | 0 | 0.0 | 0.0 | 0 | 0 | 0 | 0 | 0 | 0 | 0 | 0 | 0 | 0 | 0 | 2 | 2 | 0 | 0 | 0 | 0 | 0 | L | 10-27 |
| 2022 TOTALS | | 2-0 | 0 | 0 | 0 | 0.0 | 0.0 | 0 | 0 | 0 | 0 | 0 | 0 | 0 | 0 | 0 | 0 | 2 | 2 | 0 | 0 | 0 | 0 | 0 | 0 | 1-1 | |

2021 GAME-BY-GAME POSTSEASON STATISTICS (BILLS)

| DATE | OPPONENT | P/S | TACKLES | | | | | | | INTERCEPTIONS | | | | O. FUMB | | | ST | | | | MISC | | W/L | SCORE | | | |
|-------------|-----------|-----|---------|---|---|-----|-----|-----|-----|---------------|----|-----|----|---------|----|----|----|----|-----|----|------|---|-----|-------|----|-----|--------|
| | | | TK | S | A | SK | YDS | TFL | YDS | QBH | NO | YDS | LG | TD | PD | FF | FR | TD | YDS | TK | S | A | | | FF | FR | S |
| 01/15 | Patriots | P | 2 | 1 | 1 | 0.0 | 0.0 | 0 | 0 | 0 | 0 | 0 | 0 | 0 | 0 | 0 | 0 | 0 | 1 | 1 | 0 | 0 | 0 | 0 | 0 | W | 47-17 |
| 01/23 | at Chiefs | P | 0 | 0 | 0 | 0.0 | 0.0 | 0 | 0 | 0 | 0 | 0 | 0 | 0 | 0 | 0 | 0 | 0 | 0 | 0 | 0 | 0 | 0 | 0 | 0 | L | 36-42+ |
| 2021 TOTALS | | 2-0 | 2 | 1 | 1 | 0.0 | 0.0 | 0 | 0 | 0 | 0 | 0 | 0 | 0 | 0 | 0 | 0 | 1 | 1 | 0 | 0 | 0 | 0 | 0 | 0 | 1-1 | |

+ - Overtime

2020 GAME-BY-GAME POSTSEASON STATISTICS (BILLS)

| DATE | OPPONENT | P/S | TACKLES | | | | | | | INTERCEPTIONS | | | | O. FUMB | | | ST | | | | MISC | | W/L | SCORE | | | |
|-------------|-----------|-----|---------|---|---|-----|-----|-----|-----|---------------|----|-----|----|---------|----|----|----|----|-----|----|------|---|-----|-------|----|-----|-------|
| | | | TK | S | A | SK | YDS | TFL | YDS | QBH | NO | YDS | LG | TD | PD | FF | FR | TD | YDS | TK | S | A | | | FF | FR | S |
| 01/09 | Colts | P | 0 | 0 | 0 | 0.0 | 0.0 | 0 | 0 | 0 | 0 | 0 | 0 | 0 | 0 | 0 | 0 | 0 | 0 | 0 | 0 | 0 | 0 | 0 | 0 | W | 27-24 |
| 01/16 | Ravens | P | 0 | 0 | 0 | 0.0 | 0.0 | 0 | 0 | 0 | 0 | 0 | 0 | 0 | 0 | 0 | 0 | 0 | 0 | 0 | 0 | 0 | 0 | 0 | 0 | W | 17-3 |
| 01/24 | at Chiefs | P | 0 | 0 | 0 | 0.0 | 0.0 | 0 | 0 | 0 | 0 | 0 | 0 | 0 | 0 | 0 | 0 | 0 | 0 | 0 | 0 | 0 | 0 | 0 | 0 | L | 24-38 |
| 2020 TOTALS | | 3-0 | 0 | 0 | 0 | 0.0 | 0.0 | 0 | 0 | 0 | 0 | 0 | 0 | 0 | 0 | 0 | 0 | 0 | 0 | 0 | 0 | 0 | 0 | 0 | 0 | 2-1 | |

2017 GAME-BY-GAME POSTSEASON STATISTICS (STEELERS)

| DATE | OPPONENT | P/S | TACKLES | | | | | | | INTERCEPTIONS | | | | O. FUMB | | | ST | | | | MISC | | W/L | SCORE | | | |
|-------------|----------|-----|---------|---|---|-----|-----|-----|-----|---------------|----|-----|----|---------|----|----|----|----|-----|----|------|---|-----|-------|----|-----|-------|
| | | | TK | S | A | SK | YDS | TFL | YDS | QBH | NO | YDS | LG | TD | PD | FF | FR | TD | YDS | TK | S | A | | | FF | FR | S |
| 01/14 | Jaguars | P | 0 | 0 | 0 | 0.0 | 0.0 | 0 | 0 | 0 | 0 | 0 | 0 | 0 | 0 | 0 | 0 | 0 | 0 | 0 | 0 | 0 | 0 | 0 | 0 | L | 42-45 |
| 2017 TOTALS | | 1-0 | 0 | 0 | 0 | 0.0 | 0.0 | 0 | 0 | 0 | 0 | 0 | 0 | 0 | 0 | 0 | 0 | 0 | 0 | 0 | 0 | 0 | 0 | 0 | 0 | 0-1 | |

2016 GAME-BY-GAME POSTSEASON STATISTICS (STEELERS)

| DATE | OPPONENT | P/S | TACKLES | | | | | | | INTERCEPTIONS | | | | O. FUMB | | | ST | | | | MISC | | W/L | SCORE | | | |
|-------------|-------------|-----|---------|---|---|-----|-----|-----|-----|---------------|----|-----|----|---------|----|----|----|----|-----|----|------|---|-----|-------|----|-----|-------|
| | | | TK | S | A | SK | YDS | TFL | YDS | QBH | NO | YDS | LG | TD | PD | FF | FR | TD | YDS | TK | S | A | | | FF | FR | S |
| 01/08 | Dolphins | P | 0 | 0 | 0 | 0.0 | 0.0 | 0 | 0 | 0 | 0 | 0 | 0 | 0 | 0 | 0 | 0 | 0 | 0 | 0 | 0 | 0 | 0 | 0 | 0 | W | 30-12 |
| 01/15 | at Chiefs | P | 0 | 0 | 0 | 0.0 | 0.0 | 0 | 0 | 0 | 0 | 0 | 0 | 0 | 0 | 0 | 0 | 0 | 1 | 1 | 0 | 0 | 0 | 0 | 0 | W | 18-16 |
| 01/22 | at Patriots | P | 0 | 0 | 0 | 0.0 | 0.0 | 0 | 0 | 0 | 0 | 0 | 0 | 0 | 0 | 0 | 0 | 0 | 0 | 0 | 0 | 0 | 0 | 0 | 0 | L | 17-36 |
| 2016 TOTALS | | 3-0 | 0 | 0 | 0 | 0.0 | 0.0 | 0 | 0 | 0 | 0 | 0 | 0 | 0 | 0 | 0 | 0 | 1 | 1 | 0 | 0 | 0 | 0 | 0 | 0 | 2-1 | |



**RYAN^c
MCCOLLUM**

HEIGHT: 6-5
WEIGHT: 300
COLLEGE: Texas A&M
BORN: March 4, 1998

HOW ACQUIRED: W '22 (DET)
NFL EXPERIENCE: 3rd year
BIRTHPLACE: Spring, TX



PRO CAREER

- ✦ Has played in 13 games (one start) over his three-year NFL career (Detroit 2021; Pittsburgh 2022-23)
- ✦ Made NFL debut in Week 5 of 2021 (at Minnesota)
- ✦ Made NFL starting debut in Week 6 of 2021 (vs. Cincinnati)

2023 (STEELERS)

- ✦ Spent the season on the practice squad

2022 (STEELERS)

- ✦ Spent the season on the practice squad

2021 (LIONS)

- ✦ Played in 13 regular-season games (one start) at center

2020 (TEXANS)

- ✦ Spent the season on the Houston practice squad

TRANSACTIONS

- ✦ Signed a reserve/future contract with Pittsburgh on Jan. 18, 2024
- ✦ Signed a reserve/future contract with the Steelers on Jan. 13, 2023
- ✦ Signed to the practice squad by Pittsburgh on Oct. 4, 2022
- ✦ Signed to the practice squad by the Steelers on Aug. 31, 2022
- ✦ Waived by Pittsburgh on Aug. 30, 2022
- ✦ Claimed by the Steelers off waivers from Detroit on Aug. 16, 2022
- ✦ Waived by the Lions on Aug. 15, 2022
- ✦ Promoted to the Detroit active roster on Oct. 7, 2021
- ✦ Signed to the Houston practice squad on Sept. 2, 2021
- ✦ Waived by the Texans on Aug. 31, 2021
- ✦ Signed as an undrafted free agent by Houston on May 1, 2021

PERSONAL

- ✦ Coached by David Smith at Klein Oak High School
- ✦ Earned first-team All-District 15-6A honors and All-Greater Houston honors as a senior
- ✦ Helped Klein Oak reach the state quarterfinals as a junior
- ✦ Three-star recruit, McCollum chose Texas A&M over Oklahoma State, Texas, Texas Tech and Houston

COLLEGE

- ✦ Played in 33 games at Texas A&M (2016-20)
- ✦ Started all 10 games and logged 690 snaps at center as a senior in 2020
- ✦ Key part of one of the SEC's best offensive lines in the nation as the unit also led the SEC in sacks allowed (0.7), tackles for loss allowed (3.8) and yards per carry (5.45)
- ✦ Texas A&M was the only offensive line to lead the league in all three categories in over 10 years
- ✦ Helped the Aggies rack up 543 yards of offense in the win over Florida, including 205 on the ground
- ✦ Protected QB Kellen Mond and did not allow a sack for the third straight game while also only giving up one tackle for loss on the final play of the game at Mississippi State
- ✦ Helped the Aggies tally 530 yards of total offense in the dominating 48-3 win at South Carolina, including 264 on the ground
- ✦ Rolled over the Tigers defense for a season-high 313 yards rushing in the victory at Auburn
- ✦ Texas A&M offensive line was named a finalist for the Joe Moore Award

RYAN MCCOLLUM'S NFL REGULAR SEASON STATISTICS

| DATE | TEAM | GP | GS |
|---|----------|-----------|----------|
| 2021 | Texans | 0 | 0 |
| Went from Houston to Detroit . | | | |
| 2021 | Lions | 13 | 1 |
| 2021 | TOTAL | 13 | 1 |
| 2022 | Lions | 0 | 0 |
| Went from Detroit to Pittsburgh . | | | |
| 2022 | Steelers | 0 | 0 |
| 2022 | TOTAL | 0 | 0 |
| 2023 | Steelers | 0 | 0 |
| 2024 | Steelers | 1 | 0 |
| NFL TOTALS | | 14 | 1 |

RYAN MCCOLLUM'S NFL POSTSEASON STATISTICS

| DATE | TEAM | GP | GS |
|-------------------|----------|----------|----------|
| 2023 | Steelers | 0 | 0 |
| NFL TOTALS | | 0 | 0 |

2024 GAME-BY-GAME REGULAR-SEASON STATISTICS (STEELERS)

| DATE | OPPONENT | P/S | W/L | SCORE |
|--------------------|------------|-----|------------|-------|
| 09/08 | at Falcons | P | W | 18-10 |
| 2024 TOTALS | | | 1-0 | |



MASON[®] MCCORMICK

HEIGHT: 6-5
WEIGHT: 315
COLLEGE: South Dakota State
BORN: May 25, 2000

HOW ACQUIRED: D4 '24
NFL EXPERIENCE: R
BIRTHPLACE: Sioux Falls, SD



PRO CAREER

- ✦ Has yet to make NFL debut

TRANSACTIONS

- ✦ Signed a four-year contract with Pittsburgh on May 11, 2024
- ✦ Drafted by the Steelers in the fourth round (119th overall) of the 2024 NFL Draft

PERSONAL

- ✦ Earned First-Team All-State honors and was a member of the Sioux Falls Argus Leader Elite 45 after helping lead Roosevelt High School to the state championship game in 2017
- ✦ Also competed in track and field, placing second in the discus and fifth in the shot put at Class AA state meet as a senior
- ✦ Scholar-athlete award recipient

COLLEGE

- ✦ Played in 70 games (57 starts) at South Dakota State (2018-23)
- ✦ Became the 34th Jackrabbit to be taken in the NFL Draft and the sixth in the last seven seasons
- ✦ First SDSU offensive lineman to be drafted since Adam Timmerman was a seventh-round pick by the Green Bay Packers in 1995
- ✦ Started the final 57 games of his college career
- ✦ American Football Coaches Association FCS All-America First Team (2022)
- ✦ American Football Coaches Association FCS
- ✦ All-America Second Team (2023)
- ✦ Associated Press FCS All-America First Team (2022, 2023)
- ✦ Phil Steele FCS Offensive Lineman of the Year (2023)
- ✦ Phil Steele FCS All-America First Team (2022, 2023)
- ✦ HERO Sports FCS All-America Team (2020-21, 2021, 2022)
- ✦ HERO Sports FCS Sophomore All-America Team (2020-21)
- ✦ Stats Perform FCS All-America First Team (2023)
- ✦ Stats Perform FCS All-America Second Team (2022)
- ✦ All-Missouri Valley Football Conference First Team (2022, 2023)
- ✦ All-MVFC Second Team (2020-21, 2021)
- ✦ MVFC Offensive Lineman of the Week (Oct. 1, 2022; Sept. 30, 2023)
- ✦ Hampshire Honor Society (2023)
- ✦ College Sports Communicators Academic All-District (2022)
- ✦ MVFC Commissioner's Academic Excellence Award (2019, 2020-21, 2021)
- ✦ MVFC Honor Roll (2018, 2019, 2020-21, 2021, 2022)
- ✦ Team Captain (2021, 2022, 2023)

MASON MCCORMICK'S NFL REGULAR SEASON STATISTICS

| DATE | TEAM | GP | GS |
|-------------------|----------|----------|----------|
| 2024 | Steelers | 1 | 0 |
| NFL TOTALS | | 1 | 0 |

2024 GAME-BY-GAME REGULAR-SEASON STATISTICS (STEELERS)

| DATE | OPPONENT | P/S | W/L | SCORE |
|--------------------|------------|-----|------------|-------|
| 09/08 | at Falcons | P | W | 18-10 |
| 2024 TOTALS | | | 1-0 | |



SCOTTY WR
MILLER

HEIGHT: 5-9
WEIGHT: 174
COLLEGE: Bowling Green
BORN: July 31, 1997

HOW ACQUIRED: FA '24
NFL EXPERIENCE: 6th year
BIRTHPLACE: Barrington, IL



PRO CAREER

- ✦ Has played in 67 regular-season games (eight starts) over his five-year career (Tampa Bay 2019-22; Atlanta 2023)
- ✦ Has caught 85 passes for 1,085 yards (12.8 avg.) and six TDs in addition to eight carries for 81 yards (10.1 avg.) and one rushing TD
- ✦ Made NFL debut in Week 3 of 2019 (vs. N.Y. Giants)
- ✦ Made NFL starting debut in Week 12 of 2019 (at Atlanta)

2023 (FALCONS)

- ✦ Played in all 17 regular-season games (no starts)
- ✦ Caught 11 passes for 161 yards (14.6 avg.), including a career-long 56-yard reception, and two TDs
- ✦ Registered an eight-yard TD reception in Week 8 at Tennessee
- ✦ Recorded a two-yard TD reception in Week 10 at Arizona
- ✦ His 56-yard reception came in Week 18 at New Orleans

2022 (BUCCANEERS)

- ✦ Played in 15 regular-season games (one start)
- ✦ Caught 23 passes for 185 yards (8.0 avg.)
- ✦ Rushed for eight yards on one carry (8.0 avg.)

2021 (BUCCANEERS)

- ✦ Played in nine regular-season games (no starts)
- ✦ Caught five passes for 38 yards (7.6 avg.)
- ✦ Rushed for a career-high of 43 yards and one TD on two carries (21.5 avg.)

2020 (BUCCANEERS)

- ✦ Played in 16 regular-season games (five starts)
- ✦ Caught 33 passes for 501 yards (15.2 avg.) and three TDs
- ✦ Played in four postseason games (two starts) tallying four receptions for 80 yards (20.0 avg.) and one TD en route to a Super Bowl LV Championship

2019 (BUCCANEERS)

- ✦ Played in 10 regular-season games (two starts)
- ✦ Caught 13 passes for 200 yards (15.4 avg.) and one TD

TRANSACTIONS

- ✦ Signed a one-year contract with Pittsburgh on May 8, 2024
- ✦ Signed a one-year contract with Atlanta on March 28, 2023
- ✦ Signed a four-year contract with Tampa Bay on May 9, 2019
- ✦ Drafted by the Buccaneers in the sixth round (208th overall) of the 2019 NFL Draft

PERSONAL

- ✦ Attended Barrington (Ill.) H.S.
- ✦ In 2020, supported Special Olympics as part of the NFL's My Cause, My Cleats initiative
- ✦ Was a two-time all-conference, two-time all-area selection and voted team captain at Barrington H.S.
- ✦ Finished his final two seasons with 1,500 receiving yards and 28 TDs, including one via kick return, punt return and interception return
- ✦ Three-year varsity letterman in football and also lettered in track, earning six total letters
- ✦ Won the Mid-Suburban League in 2013
- ✦ Married to Jenna Miller
- ✦ Son of Scott and Kristen Miller and has three sisters, Megan, Abby, and Kelsey

COLLEGE

- ✦ Played four seasons (2015-18) at Bowling Green State University in Bowling Green, Ohio
- ✦ Appeared in 45 games (34 starts), totaling 215 receptions for 2,868 yards (13.3 avg.) and 23 TDs
- ✦ Finished his career tied for the third-most receptions in school history, while ranking third in receiving yards
- ✦ Started all 11 games as a senior in 2018, recording a career-best 1,148 receiving yards, with a team-leading nine receiving TDs, earning second-team All-MAC honors
- ✦ Named third-team All-MAC as a junior in 2017, leading the team in receptions (63) and yards (722), to go along with four receiving TDs
- ✦ As a sophomore in 2016, caught 74 passes for 968 yards and 10 TDs, earning first-team All-MAC honors
- ✦ Finished the season tied for 25th in the country in TD receptions
- ✦ Played the final 10 games of his freshman year in 2015, catching seven passes for 29 yards and returning 24 kickoffs for 457 yards

REGULAR SEASON COMPARISON: RECEIVING - DENVER BRONCOS

| DATE | OPP | W/L | GP/GS | REC | YDS. | AVG. | TD | LG | TGTS | YAC |
|---------------|----------|-----|-------|-----|------|------|----|----|------|-----|
| 9/27/20 | TB @ DEN | W | P | 3 | 83 | 27.7 | 0 | 47 | 5 | 13 |
| TOTALS | | 1/0 | 1/0 | 3 | 83 | 27.7 | 0 | 47 | 5 | 13 |

SCOTTY MILLER'S NFL REGULAR SEASON RUSHING/RECEIVING STATISTICS

| DATE | TEAM | GP | GS | RECEIVING | | | | | RUSHING | | | | |
|-------------------|------------|----|----|-----------|-------|------|-----|----|---------|------|------|-----|----|
| | | | | NO. | YDS. | AVG. | LG | TD | NO. | YDS. | AVG. | LG | TD |
| 2019 | Buccaneers | 10 | 2 | 13 | 200 | 15.4 | 48 | 1 | 2 | 16 | 8.0 | 18 | 0 |
| 2020 | Buccaneers | 16 | 5 | 33 | 501 | 15.2 | 48t | 3 | 3 | 14 | 4.7 | 7 | 0 |
| 2021 | Buccaneers | 9 | 0 | 5 | 38 | 7.6 | 13 | 0 | 2 | 43 | 21.5 | 33t | 1 |
| 2022 | Buccaneers | 15 | 1 | 23 | 185 | 8.0 | 23 | 0 | 1 | 8 | 8.0 | 8 | 0 |
| 2023 | Falcons | 17 | 0 | 11 | 161 | 14.6 | 56 | 2 | 0 | 0 | 0.0 | 0 | 0 |
| 2024 | Steelers | 1 | 0 | 0 | 0 | 0.0 | 0 | 0 | 0 | 0 | 0.0 | 0 | 0 |
| NFL TOTALS | | 68 | 8 | 85 | 1,085 | 12.8 | 56 | 6 | 8 | 81 | 10.1 | 33T | 1 |

SCOTTY MILLER'S NFL POSTSEASON RUSHING/RECEIVING STATISTICS

| DATE | TEAM | GP | GS | RECEIVING | | | | | RUSHING | | | | |
|-------------------|------------|----|----|-----------|------|------|-----|----|---------|------|------|----|----|
| | | | | NO. | YDS. | AVG. | LG | TD | NO. | YDS. | AVG. | LG | TD |
| 2020 | Buccaneers | 4 | 2 | 4 | 80 | 20.0 | 39t | 1 | 2 | 5 | 2.5 | 8 | 0 |
| 2021 | Buccaneers | 2 | 0 | 5 | 46 | 9.2 | 19 | 0 | 1 | 9 | 9.0 | 9 | 0 |
| 2022 | Buccaneers | 1 | 0 | 0 | 0 | 0.0 | 0 | 0 | 0 | 0 | 0.0 | 0 | 0 |
| NFL TOTALS | | 7 | 2 | 9 | 126 | 14.0 | 39T | 1 | 3 | 14 | 4.7 | 9 | 0 |

SCOTTY MILLER'S NFL REGULAR SEASON RETURN STATISTICS

| DATE | TEAM | KICKOFF RETURNS | | | | | PUNT RETURNS | | | | | |
|-------------------|------------|-----------------|------|------|----|----|--------------|----|------|------|----|----|
| | | RET. | YDS. | AVG. | LG | TD | NO. | FC | YDS. | AVG. | LG | TD |
| 2019 | Buccaneers | 0 | 0 | 0.0 | 0 | 0 | 0 | 0 | 0 | 0.0 | 0 | 0 |
| 2020 | Buccaneers | 0 | 0 | 0.0 | 0 | 0 | 0 | 0 | 0 | 0.0 | 0 | 0 |
| 2021 | Buccaneers | 1 | 19 | 19.0 | 19 | 0 | 0 | 0 | 0 | 0.0 | 0 | 0 |
| 2022 | Buccaneers | 0 | 0 | 0.0 | 0 | 0 | 0 | 0 | 0 | 0.0 | 0 | 0 |
| 2023 | Falcons | 1 | 14 | 14.0 | 14 | 0 | 1 | 1 | 4 | 4.0 | 4 | 0 |
| 2024 | Steelers | 0 | 0 | 0.0 | 0 | 0 | 0 | 0 | 0 | 0.0 | 0 | 0 |
| NFL TOTALS | | 2 | 33 | 16.5 | 19 | 0 | 1 | 1 | 4 | 4.0 | 4 | 0 |

SCOTTY MILLER'S NFL POSTSEASON RETURN STATISTICS

| DATE | TEAM | KICKOFF RETURNS | | | | | PUNT RETURNS | | | | | |
|-------------------|------------|-----------------|------|------|----|----|--------------|----|------|------|----|----|
| | | RET. | YDS. | AVG. | LG | TD | NO. | FC | YDS. | AVG. | LG | TD |
| 2020 | Buccaneers | 0 | 0 | 0.0 | 0 | 0 | 0 | 0 | 0 | 0.0 | 0 | 0 |
| 2021 | Buccaneers | 0 | 0 | 0.0 | 0 | 0 | 0 | 0 | 0 | 0.0 | 0 | 0 |
| 2022 | Buccaneers | 0 | 0 | 0.0 | 0 | 0 | 0 | 0 | 0 | 0.0 | 0 | 0 |
| NFL TOTALS | | 0 | 0 | 0.0 | 0 | 0 | 0 | 0 | 0 | 0.0 | 0 | 0 |

SINGLE-GAME HIGHS: RUSHING/RECEIVING

| | | | |
|--------------------|---|------------------------|---|
| Rush Attempts | 2 vs. Carolina Panthers, Jan 09, 2022 1 at New Orleans Saints, Sep 18, 2022 ...5 more at 1. | Kickoff Return Yards | 19 vs. Atlanta Falcons, Sep 19, 2021 14 at Carolina Panthers, Dec 17, 2023 |
| Rushing Yards | 43 vs. Carolina Panthers, Jan 09, 2022 18 at New Orleans Saints, Oct 06, 2019 | Longest Kickoff Return | 19 vs. Atlanta Falcons, Sep 19, 2021 14 at Carolina Panthers, Dec 17, 2023 |
| Longest Runs | 33t vs. Carolina Panthers, Jan 09, 2022 18 at New Orleans Saints, Oct 06, 2019 | Fair Catches | 1 at Arizona Cardinals, Nov 12, 2023 |
| Rushing TDs | 1 vs. Carolina Panthers, Jan 09, 2022 | Punt Return Yards | 4 vs. Carolina Panthers, Sep 10, 2023 |
| Receptions | 7 vs. Los Angeles Rams, Nov 06, 2022 6 at Las Vegas Raiders, Oct 25, 2020 | Longest Punt Return | 4 vs. Carolina Panthers, Sep 10, 2023 |
| Receiving Yards | 109 at Las Vegas Raiders, Oct 25, 2020 83 vs. Los Angeles Chargers, Oct 04, 2020 ...1 more at 83. | Punt Returns | 1 vs. Carolina Panthers, Sep 10, 2023 |
| Receiving Average | 27.7 at Denver Broncos, Sep 27, 2020 18.2 at Las Vegas Raiders, Oct 25, 2020 | Special Teams Tackles | 1 vs. Carolina Panthers, Sep 10, 2023 1 at Pittsburgh Steelers, Oct 16, 2022 1 at Arizona Cardinals, Nov 12, 2023 |
| Longest Receptions | 56 at New Orleans Saints, Jan 07, 2024 48t vs. Minnesota Vikings, Dec 13, 2020 ...1 more at 48. | Most TDs | 1 at Tennessee Titans, Oct 29, 2023 ...5 more at 1. |
| Receiving TDs | 1 at Arizona Cardinals, Nov 12, 2023 1 at Tennessee Titans, Oct 29, 2023 ...4 more at 1. | Miscellaneous Tackles | 1 vs. New Orleans Saints, Dec 19, 2021 1 at Indianapolis Colts, Nov 28, 2021 ...1 more at 1. |
| All-Purpose Yards | 109 at Las Vegas Raiders, Oct 25, 2020 83 vs. Los Angeles Chargers, Oct 04, 2020 ...1 more at 83. | Scrimmage Yards | 109 at Las Vegas Raiders, Oct 25, 2020 83 vs. Los Angeles Chargers, Oct 04, 2020 ...1 more at 83. |
| Kickoff Returns | 1 at Carolina Panthers, Dec 17, 2023 1 vs. Atlanta Falcons, Sep 19, 2021 | | |

SINGLE-GAME HIGHS - POSTSEASON: RUSHING/RECEIVING

| | | | |
|-------------------|---|--------------------|--|
| Rush Attempts | 1 vs. Philadelphia Eagles, Jan 16, 2022 1 vs. Kansas City Chiefs, Feb 07, 2021 1 at Washington Football Team, Jan 09, 2021 | Longest Receptions | 39t at Green Bay Packers, Jan 24, 2021 29 at New Orleans Saints, Jan 17, 2021 19 vs. Los Angeles Rams, Jan 23, 2022 16 vs. Los Angeles Rams, Jan 23, 2022 15 at Washington Football Team, Jan 09, 2021 |
| Rushing Yards | 9 vs. Philadelphia Eagles, Jan 16, 2022 8 at Washington Football Team, Jan 09, 2021 | Receiving TDs | 1 at Green Bay Packers, Jan 24, 2021 38 vs. Los Angeles Rams, Jan 23, 2022 36 at Green Bay Packers, Jan 24, 2021 29 at New Orleans Saints, Jan 17, 2021 23 at Washington Football Team, Jan 09, 2021 17 vs. Philadelphia Eagles, Jan 16, 2022 |
| Longest Runs | 9 vs. Philadelphia Eagles, Jan 16, 2022 8 at Washington Football Team, Jan 09, 2021 | All-Purpose Yards | 36 at Green Bay Packers, Jan 24, 2021 29 at New Orleans Saints, Jan 17, 2021 23 at Washington Football Team, Jan 09, 2021 17 vs. Philadelphia Eagles, Jan 16, 2022 |
| Receptions | 4 vs. Los Angeles Rams, Jan 23, 2022 2 at Green Bay Packers, Jan 24, 2021 1 vs. Philadelphia Eagles, Jan 16, 2022 1 at New Orleans Saints, Jan 17, 2021 1 at Washington Football Team, Jan 09, 2021 | Most TDs | 1 at Green Bay Packers, Jan 24, 2021 |
| Receiving Yards | 38 vs. Los Angeles Rams, Jan 23, 2022 36 at Green Bay Packers, Jan 24, 2021 29 at New Orleans Saints, Jan 17, 2021 15 at Washington Football Team, Jan 09, 2021 8 vs. Philadelphia Eagles, Jan 16, 2022 | Scrimmage Yards | 38 vs. Los Angeles Rams, Jan 23, 2022 36 at Green Bay Packers, Jan 24, 2021 29 at New Orleans Saints, Jan 17, 2021 23 at Washington Football Team, Jan 09, 2021 17 vs. Philadelphia Eagles, Jan 16, 2022 |
| Receiving Average | 9.5 vs. Los Angeles Rams, Jan 23, 2022 | | |

100-YARD RECEIVING GAMES (1): REGULAR SEASON

| DATE | TEAM | NO. | YDS. | AVG. | LG | TD |
|----------|------------|-----|------|------|----|----|
| 10/25/20 | at Raiders | 6 | 109 | 18.2 | 35 | 1 |

2024 GAME-BY-GAME REGULAR-SEASON STATISTICS (STEELERS)

| DATE | OPPONENT | P/S | RECEIVING | | | | | RUSHING | | | | | W/L | SCORE | |
|-------------|------------|-----|-----------|------|------|----|----|---------|------|------|----|----|-----|-------|-------|
| | | | NO. | YDS. | AVG. | LG | TD | NO. | YDS. | AVG. | LG | TD | | | |
| 09/08 | at Falcons | P | 0 | 0 | 0.0 | 0 | 0 | 0 | 0 | 0.0 | 0 | 0 | 0 | W | 18-10 |
| 2024 TOTALS | | 1-0 | 0 | 0 | 0.0 | 0 | 0 | 0 | 0 | 0.0 | 0 | 0 | 1-0 | | |

2023 GAME-BY-GAME REGULAR-SEASON STATISTICS (FALCONS)

| DATE | OPPONENT | P/S | RECEIVING | | | | | RUSHING | | | | | W/L | SCORE |
|-------------|---------------|------|-----------|------|------|----|----|---------|------|------|----|----|------|-------|
| | | | NO. | YDS. | AVG. | LG | TD | NO. | YDS. | AVG. | LG | TD | | |
| 09/10 | Panthers | P | 0 | 0 | 0.0 | 0 | 0 | 0 | 0 | 0.0 | 0 | 0 | W | 24-10 |
| 09/17 | Packers | P | 0 | 0 | 0.0 | 0 | 0 | 0 | 0 | 0.0 | 0 | 0 | W | 25-24 |
| 09/24 | at Lions | P | 0 | 0 | 0.0 | 0 | 0 | 0 | 0 | 0.0 | 0 | 0 | L | 6-20 |
| 10/01 | at Jaguars | P | 0 | 0 | 0.0 | 0 | 0 | 0 | 0 | 0.0 | 0 | 0 | L | 7-23 |
| 10/08 | Texans | P | 2 | 10 | 5.0 | 7 | 0 | 0 | 0 | 0.0 | 0 | 0 | W | 21-19 |
| 10/15 | Commanders | P | 1 | 4 | 4.0 | 4 | 0 | 0 | 0 | 0.0 | 0 | 0 | L | 16-24 |
| 10/22 | at Buccaneers | P | 1 | 46 | 46.0 | 46 | 0 | 0 | 0 | 0.0 | 0 | 0 | W | 16-13 |
| 10/29 | at Titans | P | 2 | 14 | 7.0 | 8t | 1 | 0 | 0 | 0.0 | 0 | 0 | L | 23-28 |
| 11/05 | Vikings | P | 0 | 0 | 0.0 | 0 | 0 | 0 | 0 | 0.0 | 0 | 0 | L | 28-31 |
| 11/12 | at Cardinals | P | 1 | 2 | 2.0 | 2t | 1 | 0 | 0 | 0.0 | 0 | 0 | L | 23-25 |
| 11/26 | Saints | P | 1 | 4 | 4.0 | 4 | 0 | 0 | 0 | 0.0 | 0 | 0 | W | 24-15 |
| 12/03 | at Jets | P | 0 | 0 | 0.0 | 0 | 0 | 0 | 0 | 0.0 | 0 | 0 | W | 13-8 |
| 12/10 | Buccaneers | P | 0 | 0 | 0.0 | 0 | 0 | 0 | 0 | 0.0 | 0 | 0 | L | 25-29 |
| 12/17 | at Panthers | P | 0 | 0 | 0.0 | 0 | 0 | 0 | 0 | 0.0 | 0 | 0 | L | 7-9 |
| 12/24 | Colts | P | 1 | 15 | 15.0 | 15 | 0 | 0 | 0 | 0.0 | 0 | 0 | W | 29-10 |
| 12/31 | at Bears | P | 0 | 0 | 0.0 | 0 | 0 | 0 | 0 | 0.0 | 0 | 0 | L | 17-37 |
| 01/07 | at Saints | P | 2 | 66 | 33.0 | 56 | 0 | 0 | 0 | 0.0 | 0 | 0 | L | 17-48 |
| 2023 TOTALS | | 17-0 | 11 | 161 | 14.6 | 56 | 2 | 0 | 0 | 0.0 | 0 | 0 | 7-10 | |

2022 GAME-BY-GAME REGULAR-SEASON STATISTICS (BUCCANEERS)

| DATE | OPPONENT | P/S | RECEIVING | | | | | RUSHING | | | | | W/L | SCORE |
|-------------|--------------|------|-----------|------|------|----|----|---------|------|------|----|----|-----|--------|
| | | | NO. | YDS. | AVG. | LG | TD | NO. | YDS. | AVG. | LG | TD | | |
| 09/11 | at Cowboys | | | | | | | | | | | | W | 19-3 |
| 09/18 | at Saints | P | 3 | 34 | 11.3 | 23 | 0 | 1 | 8 | 8.0 | 8 | 0 | W | 20-10 |
| 09/25 | Packers | S | 1 | 4 | 4.0 | 4 | 0 | 0 | 0 | 0.0 | 0 | 0 | L | 12-14 |
| 10/02 | Chiefs | | | | | | | | | | | | L | 31-41 |
| 10/09 | Falcons | P | 4 | 35 | 8.8 | 12 | 0 | 0 | 0 | 0.0 | 0 | 0 | W | 21-15 |
| 10/16 | at Steelers | P | 0 | 0 | 0.0 | 0 | 0 | 0 | 0 | 0.0 | 0 | 0 | L | 18-20 |
| 10/23 | at Panthers | P | 2 | 6 | 3.0 | 4 | 0 | 0 | 0 | 0.0 | 0 | 0 | L | 3-21 |
| 10/27 | Ravens | P | 2 | 13 | 6.5 | 7 | 0 | 0 | 0 | 0.0 | 0 | 0 | L | 22-27 |
| 11/06 | Rams | P | 7 | 53 | 7.6 | 14 | 0 | 0 | 0 | 0.0 | 0 | 0 | W | 16-13 |
| 11/13 | Seahawks | P | 2 | 25 | 12.5 | 22 | 0 | 0 | 0 | 0.0 | 0 | 0 | W | 21-16 |
| 11/27 | at Browns | P | 0 | 0 | 0.0 | 0 | 0 | 0 | 0 | 0.0 | 0 | 0 | L | 17-23+ |
| 12/05 | Saints | P | 1 | 7 | 7.0 | 7 | 0 | 0 | 0 | 0.0 | 0 | 0 | W | 17-16 |
| 12/11 | at 49ers | P | 0 | 0 | 0.0 | 0 | 0 | 0 | 0 | 0.0 | 0 | 0 | L | 7-35 |
| 12/18 | Bengals | P | 0 | 0 | 0.0 | 0 | 0 | 0 | 0 | 0.0 | 0 | 0 | L | 23-34 |
| 12/25 | at Cardinals | P | 0 | 0 | 0.0 | 0 | 0 | 0 | 0 | 0.0 | 0 | 0 | W | 19-16+ |
| 01/01 | Panthers | P | 0 | 0 | 0.0 | 0 | 0 | 0 | 0 | 0.0 | 0 | 0 | W | 30-24 |
| 01/08 | at Falcons | P | 1 | 8 | 8.0 | 8 | 0 | 0 | 0 | 0.0 | 0 | 0 | L | 17-30 |
| 2022 TOTALS | | 15-1 | 23 | 185 | 8.0 | 23 | 0 | 1 | 8 | 8.0 | 8 | 0 | 8-9 | |

+ Overtime

2021 GAME-BY-GAME REGULAR-SEASON STATISTICS (BUCCANEERS)

| DATE | OPPONENT | P/S | RECEIVING | | | | | RUSHING | | | | | W/L | SCORE |
|--------------------|------------------|------------|-----------|-----------|------------|-----------|----------|----------|-----------|-------------|------------|----------|-------------|--------|
| | | | NO. | YDS. | AVG. | LG | TD | NO. | YDS. | AVG. | LG | TD | | |
| 09/09 | Cowboys | P | 0 | 0 | 0.0 | 0 | 0 | 0 | 0 | 0.0 | 0 | 0 | W | 31-29 |
| 09/19 | Falcons | P | 0 | 0 | 0.0 | 0 | 0 | 0 | 0 | 0.0 | 0 | 0 | W | 48-25 |
| 09/26 | at Rams | P | 2 | 11 | 5.5 | 8 | 0 | 0 | 0 | 0.0 | 0 | 0 | L | 24-34 |
| 10/03 | at Patriots | | | | | | | | | | | | W | 19-17 |
| 10/10 | Dolphins | | | | | | | | | | | | W | 45-17 |
| 10/14 | at Eagles | | | | | | | | | | | | W | 28-22 |
| 10/24 | Bears | | | | | | | | | | | | W | 38-3 |
| 10/31 | at Saints | | | | | | | | | | | | L | 27-36 |
| 11/14 | at Football Team | | | | | | | | | | | | L | 19-29 |
| 11/22 | Giants | | | | | | | | | | | | W | 30-10 |
| 11/28 | at Colts | P | 0 | 0 | 0.0 | 0 | 0 | 0 | 0 | 0.0 | 0 | 0 | W | 38-31 |
| 12/05 | at Falcons | P | 0 | 0 | 0.0 | 0 | 0 | 0 | 0 | 0.0 | 0 | 0 | W | 30-17 |
| 12/12 | Bills | | | | | | | | | | | | W | 33-27+ |
| 12/19 | Saints | P | 2 | 18 | 9.0 | 13 | 0 | 0 | 0 | 0.0 | 0 | 0 | L | 0-9 |
| 12/26 | at Panthers | P | 0 | 0 | 0.0 | 0 | 0 | 0 | 0 | 0.0 | 0 | 0 | W | 3-6 |
| 01/02 | at Jets | P | 0 | 0 | 0.0 | 0 | 0 | 0 | 0 | 0.0 | 0 | 0 | W | 28-24 |
| 01/09 | Panthers | P | 1 | 9 | 9.0 | 9 | 0 | 2 | 43 | 21.5 | 33t | 1 | W | 41-17 |
| 2021 TOTALS | | 9-0 | 5 | 38 | 7.6 | 13 | 0 | 2 | 43 | 21.5 | 33T | 1 | 13-4 | |

+ - Overtime

2020 GAME-BY-GAME REGULAR-SEASON STATISTICS (BUCCANEERS)

| DATE | OPPONENT | P/S | RECEIVING | | | | | RUSHING | | | | | W/L | SCORE |
|--------------------|-------------|-------------|-----------|------------|-------------|------------|----------|----------|----------|------------|----------|----------|-------------|-------|
| | | | NO. | YDS. | AVG. | LG | TD | NO. | YDS. | AVG. | LG | TD | | |
| 09/13 | at Saints | | | | | | | | | | | | L | 23-34 |
| 09/20 | Panthers | S | 2 | 11 | 5.5 | 6 | 0 | 1 | 1 | 1.0 | 1 | 0 | W | 31-17 |
| 09/27 | at Broncos | P | 3 | 83 | 27.7 | 47 | 0 | 0 | 0 | 0.0 | 0 | 0 | W | 28-10 |
| 10/04 | Chargers | S | 5 | 83 | 16.6 | 44 | 1 | 0 | 0 | 0.0 | 0 | 0 | W | 38-31 |
| 10/08 | at Bears | S | 0 | 0 | 0.0 | 0 | 0 | 0 | 0 | 0.0 | 0 | 0 | L | 19-20 |
| 10/18 | Packers | P | 1 | 6 | 6.0 | 6 | 0 | 0 | 0 | 0.0 | 0 | 0 | W | 38-10 |
| 10/25 | at Raiders | P | 6 | 109 | 18.2 | 35 | 1 | 0 | 0 | 0.0 | 0 | 0 | W | 45-20 |
| 11/02 | at Giants | S | 3 | 35 | 11.7 | 19 | 0 | 1 | 7 | 7.0 | 7 | 0 | W | 25-23 |
| 11/08 | Saints | P | 1 | 10 | 10.0 | 10 | 0 | 0 | 0 | 0.0 | 0 | 0 | L | 3-38 |
| 11/15 | at Panthers | P | 1 | 4 | 4.0 | 4 | 0 | 0 | 0 | 0.0 | 0 | 0 | W | 46-23 |
| 11/23 | Rams | P | 0 | 0 | 0.0 | 0 | 0 | 0 | 0 | 0.0 | 0 | 0 | L | 24-27 |
| 11/29 | Chiefs | P | 0 | 0 | 0.0 | 0 | 0 | 0 | 0 | 0.0 | 0 | 0 | L | 24-27 |
| 12/13 | Vikings | P | 1 | 48 | 48.0 | 48t | 1 | 0 | 0 | 0.0 | 0 | 0 | W | 26-14 |
| 12/20 | at Falcons | P | 3 | 20 | 6.7 | 14 | 0 | 0 | 0 | 0.0 | 0 | 0 | W | 31-27 |
| 12/26 | at Lions | P | 1 | 7 | 7.0 | 7 | 0 | 0 | 0 | 0.0 | 0 | 0 | W | 47-7 |
| 01/03 | Falcons | P | 1 | 12 | 12.0 | 12 | 0 | 0 | 0 | 0.0 | 0 | 0 | W | 44-27 |
| 2020 TOTALS | | 15-4 | 28 | 428 | 15.3 | 48T | 3 | 2 | 8 | 4.0 | 7 | 0 | 11-5 | |

2019 GAME-BY-GAME REGULAR-SEASON STATISTICS (BUCCANEERS)

| DATE | OPPONENT | P/S | RECEIVING | | | | | RUSHING | | | | | W/L | SCORE |
|--------------------|-------------|-------------|-----------|------------|-------------|-----------|----------|----------|-----------|------------|-----------|----------|------------|--------|
| | | | NO. | YDS. | AVG. | LG | TD | NO. | YDS. | AVG. | LG | TD | | |
| 09/08 | 49ers | | | | | | | | | | | | L | 17-31 |
| 09/12 | at Panthers | | | | | | | | | | | | W | 20-14 |
| 09/22 | Giants | P | 0 | 0 | 0.0 | 0 | 0 | 0 | 0 | 0.0 | 0 | 0 | L | 31-32 |
| 09/29 | at Rams | P | 0 | 0 | 0.0 | 0 | 0 | 0 | 0 | 0.0 | 0 | 0 | W | 55-40 |
| 10/06 | at Saints | P | 0 | 0 | 0.0 | 0 | 0 | 1 | 18 | 18.0 | 18 | 0 | L | 24-31 |
| 10/13 | Panthers | P | 3 | 39 | 13.0 | 19 | 0 | 0 | 0 | 0.0 | 0 | 0 | L | 26-37 |
| 10/27 | at Titans | P | 0 | 0 | 0.0 | 0 | 0 | 0 | 0 | 0.0 | 0 | 0 | L | 23-27 |
| 11/03 | at Seahawks | P | 0 | 0 | 0.0 | 0 | 0 | 0 | 0 | 0.0 | 0 | 0 | L | 34-40+ |
| 11/10 | Cardinals | P | 2 | 33 | 16.5 | 28 | 0 | 0 | 0 | 0.0 | 0 | 0 | W | 30-27 |
| 11/17 | Saints | P | 4 | 71 | 17.8 | 48 | 0 | 0 | 0 | 0.0 | 0 | 0 | L | 17-34 |
| 11/24 | at Falcons | S | 1 | 8 | 8.0 | 8 | 0 | 1 | -2 | -2.0 | -2 | 0 | W | 35-22 |
| 12/01 | at Jaguars | | | | | | | | | | | | W | 28-11 |
| 12/08 | Colts | | | | | | | | | | | | W | 38-35 |
| 12/15 | at Lions | S | 3 | 49 | 16.3 | 33t | 1 | 0 | 0 | 0.0 | 0 | 0 | W | 38-17 |
| 12/21 | Texans | | | | | | | | | | | | L | 20-23 |
| 12/29 | Falcons | | | | | | | | | | | | L | 22-28+ |
| 2019 TOTALS | | 10-2 | 13 | 200 | 15.4 | 48 | 1 | 2 | 16 | 8.0 | 18 | 0 | 7-9 | |

+ - Overtime

2022 GAME-BY-GAME POSTSEASON STATISTICS (BUCCANEERS)

| DATE | OPPONENT | P/S | RECEIVING | | | | | RUSHING | | | | | W/L | SCORE |
|--------------------|----------|------------|-----------|----------|------------|----------|----------|----------|----------|------------|----------|----------|------------|-------|
| | | | NO. | YDS. | AVG. | LG | TD | NO. | YDS. | AVG. | LG | TD | | |
| 01/16 | Cowboys | P | 0 | 0 | 0.0 | 0 | 0 | 0 | 0 | 0.0 | 0 | 0 | L | 14-31 |
| 2022 TOTALS | | 1-0 | 0 | 0 | 0.0 | 0 | 0 | 0 | 0 | 0.0 | 0 | 0 | 0-1 | |

2021 GAME-BY-GAME POSTSEASON STATISTICS (BUCCANEERS)

| DATE | OPPONENT | P/S | RECEIVING | | | | | RUSHING | | | | | W/L | SCORE |
|--------------------|----------|------------|-----------|-----------|------------|-----------|----------|----------|----------|------------|----------|----------|------------|-------|
| | | | NO. | YDS. | AVG. | LG | TD | NO. | YDS. | AVG. | LG | TD | | |
| 01/16 | Eagles | P | 1 | 8 | 8.0 | 8 | 0 | 1 | 9 | 9.0 | 9 | 0 | W | 31-15 |
| 01/23 | Rams | P | 4 | 38 | 9.5 | 19 | 0 | 0 | 0 | 0.0 | 0 | 0 | L | 27-30 |
| 2021 TOTALS | | 2-0 | 5 | 46 | 9.2 | 19 | 0 | 1 | 9 | 9.0 | 9 | 0 | 1-1 | |

2020 GAME-BY-GAME POSTSEASON STATISTICS (BUCCANEERS)

| DATE | OPPONENT | P/S | RECEIVING | | | | | RUSHING | | | | | W/L | SCORE |
|--------------------|------------------|------------|-----------|-----------|-------------|------------|----------|----------|----------|------------|----------|----------|------------|-------|
| | | | NO. | YDS. | AVG. | LG | TD | NO. | YDS. | AVG. | LG | TD | | |
| 01/09 | at Football Team | P | 1 | 15 | 15.0 | 15 | 0 | 1 | 8 | 8.0 | 8 | 0 | W | 31-23 |
| 01/17 | at Saints | P | 1 | 29 | 29.0 | 29 | 0 | 0 | 0 | 0.0 | 0 | 0 | W | 30-20 |
| 01/24 | at Packers | S | 2 | 36 | 18.0 | 39t | 1 | 0 | 0 | 0.0 | 0 | 0 | W | 31-26 |
| 02/07 | Chiefs | S | 0 | 0 | 0.0 | 0 | 0 | 1 | -3 | -3.0 | -3 | 0 | W | 31-9 |
| 2020 TOTALS | | 4-2 | 4 | 80 | 20.0 | 39T | 1 | 2 | 5 | 2.5 | 8 | 0 | 4-0 | |



DAN ^{OT}
MOORE JR.

HEIGHT: 6-5
WEIGHT: 315
COLLEGE: Texas A&M
BORN: September 28, 1998



HOW ACQUIRED: D4a '21
NFL EXPERIENCE: 4th year
BIRTHPLACE: Beaumont, TX

PRO CAREER

- ✦ Has started at left tackle in 33 games
- ✦ Became the first Steelers rookie to start at left tackle since the 1970 AFL-NFL merger
- ✦ Made NFL debut in Week 1 of 2021 (at Buffalo)
- ✦ Made NFL starting debut in Week 1 of 2021 (at Buffalo)

2023 (STEELERS)

- ✦ Played in 16 regular-season games (16 starts) at left tackle
- ✦ Allowed eight sacks and whistled for three penalties all season, according to Pro Football Focus
- ✦ Blocked for RB Najee Harris to run for 1,000-plus yards on the season, including a season-high 122 yards in Week 17 at Seattle
- ✦ Helped a Pittsburgh rush offense rank in the top five after Week 9 in rushes (323, 1st), rush yards (1,452, 2nd), longest rush (74t, 2nd), yards after contact/rush (3.37, 2nd), 10+ yard rushes (39, 4th), first downs by rush (79, 3rd), rush TDs (13, t-2nd), rushes/game (32.3, 2nd), rush yards/game (145.2, 2nd) and 10+ yard rushes/game (3.90, 5th)
- ✦ Part of an offensive line that did not allow a sack in two games and just one sack in four games
- ✦ Played all 951 offensive snaps

2022 (STEELERS)

- ✦ Started all 17 regular-season games at left tackle
- ✦ Blocked for RB Najee Harris to run for 1,000-plus yards for a second consecutive season, including a season-high 111 yards in Week 17 at Baltimore
- ✦ Saw significant improvement after the Bye Week, blocking for an average of 147 rushing yards per game and allowing the team to be held under 100 yards on the ground just once in Weeks 10 through 18
- ✦ Part of an offensive line that did not allow a sack in two games and just one sack in four games
- ✦ Played all 1,160 offensive snaps

2021 (STEELERS)

- ✦ Started 16 regular-season games at left tackle
- ✦ Blocked for 1,000-plus-yard rusher Najee Harris
- ✦ Was one of five rookie starters, marking the first time the Steelers started at least five rookies in a season opener since 1991
- ✦ Blocked for a 100-yard rusher three times (Week 5 vs. Denver; Week 10 vs. Detroit; Week 17 vs. Cleveland)
- ✦ Joined C Maurice Pouncey to become one of two offensive linemen in franchise history to start 16 games their rookie season

TRANSACTIONS

- ✦ Signed a four-year contract with Pittsburgh on May 18, 2021
- ✦ Drafted by the Steelers in the fourth round (128th overall) in the 2021 NFL Draft

PERSONAL

- ✦ Coached by Kevin Flanigan at Beaumont West Brook Senior High School
- ✦ Rated a three-star recruit by PrepStar
- ✦ Named to the PrepStar All-Midlands Region Team
- ✦ Three-star prospect by Rivals
- ✦ Three-star by ESPN
- ✦ Rated the No. 73 offensive guard in the nation
- ✦ No. 150 in the state of Texas and No. 194 in the Midlands Region

COLLEGE

- ✦ Played in 44 games (37 starts) at Texas A&M (2017-20)
- ✦ Started the final 36 games of his collegiate career
- ✦ Named Second-Team All-SEC as a senior in 2020
- ✦ Started all 10 games and logged 691 snaps at left tackle
- ✦ Earned SEC Offensive Lineman of the Week honors for his performance against the Gamecocks
- ✦ Rolled over the Tigers defense for a season-high 313 yards rushing in the victory at Auburn
- ✦ Texas A&M offensive line was named a finalist for the Joe Moore Award

DAN MOORE JR.'S NFL REGULAR SEASON STATISTICS

| DATE | TEAM | GP | GS |
|------------|----------|----|----|
| 2021 | Steelers | 16 | 16 |
| 2022 | Steelers | 17 | 17 |
| 2023 | Steelers | 16 | 16 |
| 2024 | Steelers | 1 | 1 |
| NFL TOTALS | | 50 | 50 |

DAN MOORE JR.'S NFL POSTSEASON STATISTICS

| DATE | TEAM | GP | GS |
|-------------------|----------|----------|----------|
| 2021 | Steelers | 1 | 1 |
| 2023 | Steelers | 1 | 1 |
| NFL TOTALS | | 2 | 2 |

2024 GAME-BY-GAME REGULAR-SEASON STATISTICS (STEELERS)

| DATE | OPPONENT | P/S | W/L | SCORE |
|--------------------|------------|------------|------------|-------|
| 09/08 | at Falcons | S | W | 18-10 |
| 2024 TOTALS | | 1-1 | 1-0 | |



LARRY ^{OT} OGUNJOBI

HEIGHT: 6-3
WEIGHT: 305
COLLEGE: Charlotte
BORN: June 3, 1994

HOW ACQUIRED: FA '22
NFL EXPERIENCE: 6th year
BIRTHPLACE: Greensboro, NC



PRO CAREER

- ✦ Has played in 109 games (96 starts) over his seven-year NFL career (Cleveland, 2017-20; Cincinnati, 2021; Pittsburgh, 2022-23)
- ✦ Has registered 320 tackles (183 solo), 72 quarterback hits, 51 tackles for loss, 26.0 sacks, three passes defended, three forced fumbles and two fumble recoveries
- ✦ Has started at least 15 regular-season games in each of the last six seasons
- ✦ Made NFL debut in Week 1 of 2017 (vs. Pittsburgh)
- ✦ Made NFL starting debut in Week 14 of 2017 (vs. Green Bay)
- ✦ A familiar face after spending his first five NFL seasons with the Browns (2017-20) and Bengals (2021), Ogunjobi joined Pittsburgh in June of 2022 as a free agent

2023 (STEELERS)

- ✦ Started all 17 regular-season games
- ✦ Registered 43 tackles (21 solo), eight quarterback hits, three tackles for loss, two passes defended, two fumble recoveries, one forced fumble and 3.0 sacks
- ✦ Recorded sacks in Week 2 vs. Cleveland, Week 7 at L.A. Rams and Week 15 at Indianapolis
- ✦ Had four tackles (three solo), 1.0 sack, one tackle for loss, two quarterback hits and one fumble recovery in Week 2 vs. Cleveland
- ✦ Registered a season-high tying five tackles (three solo) in Week 8 vs. Jacksonville and Week 9 vs. Tennessee

2022 (STEELERS)

- ✦ Played in and started 16 games
- ✦ Registered 48 tackles (25 solo), 11 quarterback hits, seven passes defended and 1.5 sacks
- ✦ Recorded sacks against his former team, the Cleveland Browns, in Weeks 3 (0.5) and 18 (1.0)
- ✦ Was inactive for Week 8 at Philadelphia due to injury
- ✦ Had five tackles (three solo), two tackles for loss and a quarterback hit in Week 15 at Carolina

2021 (BENGALS)

- ✦ Played and started 16 regular-season games for Cincinnati
- ✦ Totaled 49 tackles (29 solo), 12 tackles for loss, a career-high 7.0 sacks and 16 quarterback hits
- ✦ Registered sacks against Minnesota (Week 1), N.Y. Jets (Week 8), L.A. Chargers (Week 13) and San Francisco (Week 14)
- ✦ Recorded multi-sack games (1.5) against Baltimore (Week 7) and Denver (Week 15)
- ✦ Started one of Cincinnati's playoff games (Wild Card)
- ✦ Had a fumble recovery after Trey Hendrickson's strip-sack of Raiders QB Derek Carr to set up a field goal during the Bengals' playoff win against Las Vegas
- ✦ Missed the remainder of the playoffs with a foot injury

2020 (BROWNS)

- ✦ Played and started 15 regular-season games for Cleveland
- ✦ Totaled 46 tackles (23 solo), six quarterback hits, five tackles for loss, 2.5 sacks and a forced fumble
- ✦ Forced the second fumble of his career in Week 1 at Baltimore
- ✦ Recorded only full sack of the season in Week 13 at Tennessee with a seven-yard takedown of QB Ryan Tannehill in the third quarter
- ✦ Started both of Cleveland's playoff games and totaled four tackles

2019 (BROWNS)

- ✦ Played and started 15 regular-season games for Cleveland
- ✦ Missed one game (Week 12 vs. Miami) while on Reserve/Suspended by Commissioner list
- ✦ Registered 50 tackles, 5.5 sacks, 13 quarterback hits, 10 tackles for loss and one pass defended
- ✦ Set a career-high in single-game tackles with nine in Week 14 vs. Cincinnati and added on three quarterback hits

2018 (BROWNS)

- ✦ Started all 16 regular-season games for Cleveland
- ✦ Registered a career-high 52 tackles (33 solo), 16 quarterback hits, 10 tackles for loss, 5.5 sacks and a forced fumble
- ✦ Opened the season with seven tackles, 1.0 sack, one quarterback hit and one tackle for loss vs. Pittsburgh
- ✦ Recorded first-career multi-sack game in Week 2 at New Orleans with two third-down takedowns of QB Drew Brees
- ✦ Had a season-high eight tackles, including two for loss, in Week 3 vs. N.Y. Jets
- ✦ Forced his first fumble in Week 17 at Baltimore

2017 (BROWNS)

- ✦ Played in 14 regular-season games (one start) as a rookie for Cleveland
- ✦ Registered 32 tackles (17 solo), 1.0 sack, four tackles for loss and three quarterback hits
- ✦ Made NFL debut in season opener vs. Pittsburgh and recorded four tackles
- ✦ Inactive for Week 8 vs. Minnesota and Week 10 at Detroit (groin)
- ✦ Recorded a season-high five tackles in his return from injury in Week 11 vs. Jacksonville
- ✦ Notched first career sack in Week 16 at Chicago, taking down QB Mitch Trubisky for a seven-yard loss

TRANSACTIONS

- ✦ Signed a three-year contract with Pittsburgh on March 14, 2023
- ✦ Signed a one-year contract with Pittsburgh on June 21, 2022
- ✦ Signed a one-year contract with Cincinnati on March 19, 2021
- ✦ Signed a four-year contract with Cleveland on May 18, 2017
- ✦ Drafted by the Browns in the third round (65th overall) of the 2017 NFL Draft

PERSONAL

- ✦ Hometown is Greensboro, N.C.
- ✦ Attended Ragsdale H.S. in Jamestown, N.C.
- ✦ Has gained notoriety for how he got into football — he says he started playing as a 350-pound sophomore in high school because his mother took away his X-box, and then went on to lose roughly 100 pounds before his junior season and eventually earned multiple scholarship offers
- ✦ His parents, Larry and Mercy Ogunjobi, immigrated to the United States from Nigeria
- ✦ Taught himself to play the piano
- ✦ Double-major at Charlotte — computer science and biology
- ✦ Last name is pronounced "O-gunn-JO-bee"

COMMUNITY

- ✦ NFL Waterboys - Unites professional athletes and fans in support of a single shared cause: providing clean, accessible drinking water to communities in need.
- ✦ In March 2020, donated 100,00 meals to Greater Cleveland Food Bank
- ✦ 2018 and 2019 hosted Christmas shopping for youth
- ✦ Participated in Thanksgiving drives
- ✦ Lighthouse Youth Services - System of care for 0-24 to guide and trace progress over time (mental health service, youth housing, emergency shelter, community juvenile justice services, residential treatment and foster care and adoption)
- ✦ Freestore Foodbank - Provides meals to hungry children and families
- ✦ Hosts a youth football camp at former school Ragsdale High School
- ✦ Children's Camp in Guam in 2018 and 2020 with Zach Banner

COLLEGE

- ✦ Spent five seasons (2012-16) at the University of North Carolina Charlotte, with a redshirt year in 2012
- ✦ Was part of Charlotte's first-ever recruiting class; the 49ers did not have a football season during his redshirt year in 2012, as the program's inaugural football season was in 2013
- ✦ First player ever drafted into the NFL from Charlotte's football program
- ✦ Finished college career with 217 tackles, including 49 for loss, and 13.0 sacks

REGULAR SEASON COMPARISON: DEFENSIVE - DENVER BRONCOS

| DATE | OPP | W/L | GP/GS | TACKLES | | | | SACK | YDS. | INT | TFL | PD | QBH | TD | MISC | |
|---------------|-----------|-----|-------|---------|------|------|-----|------|------|-----|-----|----|-----|----|------|---|
| | | | | TOT | SOLO | ASST | FF | | | | | | | | FR | |
| 12/15/18 | CLV @ DEN | W | S | 3 | 3 | 0 | 0.0 | 0.0 | 0 | 0 | 0 | 0 | 1 | 0 | 0 | 0 |
| 11/3/19 | CLV @ DEN | L | S | 3 | 3 | 0 | 1.0 | 7.0 | 0 | 1 | 1 | 1 | 0 | 0 | 0 | 0 |
| 12/19/21 | CIN @ DEN | W | S | 4 | 1 | 3 | 1.5 | 14.0 | 0 | 1 | 0 | 3 | 0 | 0 | 0 | 0 |
| TOTALS | | 2/1 | 3/3 | 10 | 7 | 3 | 2.5 | 21.0 | 0 | 2 | 1 | 5 | 0 | 0 | 0 | 0 |

LARRY OGUNJOBI'S NFL REGULAR SEASON DEFENSIVE STATISTICS

| DATE | TEAM | GP | GS | TACKLES | | | | YDS | QBH | INTERCEPTIONS | | | | O. FUMB | | | ST | | MISC | | | | | | |
|-------------------|----------|-----|----|---------|-----|-----|-----|-----|------|---------------|-----|----|----|---------|----|----|----|-----|------|---|---|----|----|---|---|
| | | | | TK | S | A | TFL | | | NO | YDS | LG | TD | PD | FF | FR | TD | YDS | TK | S | A | FF | FR | S | A |
| 2017 | Browns | 14 | 1 | 32 | 17 | 15 | 4 | 21 | 1.0 | 7.0 | 3 | 0 | 0 | 0 | 0 | 0 | 0 | 0 | 0 | 0 | 0 | 0 | 0 | 0 | 0 |
| 2018 | Browns | 16 | 16 | 52 | 33 | 19 | 10 | 53 | 5.5 | 51.5 | 15 | 0 | 0 | 0 | 1 | 0 | 0 | 0 | 0 | 0 | 0 | 0 | 0 | 0 | 0 |
| 2019 | Browns | 15 | 15 | 50 | 35 | 15 | 10 | 55 | 5.5 | 40.0 | 13 | 0 | 0 | 0 | 1 | 0 | 0 | 0 | 0 | 0 | 0 | 0 | 0 | 0 | 0 |
| 2020 | Browns | 15 | 15 | 46 | 23 | 23 | 5 | 15 | 2.5 | 18.0 | 6 | 0 | 0 | 0 | 1 | 0 | 0 | 0 | 0 | 0 | 0 | 0 | 0 | 0 | 0 |
| 2021 | Bengals | 16 | 16 | 49 | 29 | 20 | 12 | 55 | 7.0 | 51.5 | 16 | 0 | 0 | 0 | 0 | 0 | 0 | 0 | 0 | 0 | 0 | 0 | 0 | 0 | 0 |
| 2022 | Steelers | 16 | 16 | 48 | 25 | 23 | 7 | 14 | 1.5 | 10.0 | 11 | 0 | 0 | 0 | 0 | 0 | 0 | 0 | 0 | 0 | 0 | 0 | 0 | 0 | 0 |
| 2023 | Steelers | 17 | 17 | 43 | 21 | 22 | 3 | 16 | 3.0 | 16.0 | 8 | 0 | 0 | 0 | 2 | 1 | 2 | 0 | 0 | 0 | 0 | 0 | 0 | 0 | 0 |
| 2024 | Steelers | 1 | 1 | 3 | 1 | 2 | 0 | 0 | 0.0 | 0.0 | 2 | 0 | 0 | 0 | 0 | 0 | 0 | 0 | 0 | 0 | 0 | 0 | 0 | 0 | 0 |
| NFL TOTALS | | 110 | 97 | 323 | 184 | 139 | 51 | 229 | 26.0 | 194.0 | 74 | 0 | 0 | 0 | 3 | 3 | 2 | 0 | 0 | 0 | 0 | 0 | 0 | 0 | 0 |

LARRY OGUNJOBI'S NFL POSTSEASON DEFENSIVE STATISTICS

| DATE | TEAM | GP | GS | TACKLES | | | | YDS | QBH | INTERCEPTIONS | | | | O. FUMB | | | ST | | MISC | | | | | | |
|-------------------|----------|----|----|---------|---|---|-----|-----|-----|---------------|-----|----|----|---------|----|----|----|-----|------|---|---|----|----|---|---|
| | | | | TK | S | A | TFL | | | NO | YDS | LG | TD | PD | FF | FR | TD | YDS | TK | S | A | FF | FR | S | A |
| 2020 | Browns | 2 | 2 | 4 | 1 | 3 | 0 | 0 | 0.0 | 0.0 | 0 | 0 | 0 | 0 | 0 | 0 | 0 | 0 | 0 | 0 | 0 | 0 | 0 | 0 | 0 |
| 2021 | Bengals | 1 | 1 | 0 | 0 | 0 | 0 | 0.0 | 0.0 | 0 | 0 | 0 | 0 | 0 | 1 | 0 | 11 | 0 | 0 | 0 | 0 | 0 | 0 | 0 | 0 |
| 2023 | Steelers | 1 | 1 | 5 | 2 | 3 | 1 | 2 | 0.0 | 0.0 | 0 | 0 | 0 | 0 | 0 | 0 | 0 | 0 | 0 | 0 | 0 | 0 | 0 | 0 | 0 |
| NFL TOTALS | | 4 | 4 | 9 | 3 | 6 | 1 | 2 | 0.0 | 0.0 | 0 | 0 | 0 | 0 | 1 | 0 | 11 | 0 | 0 | 0 | 0 | 0 | 0 | 0 | 0 |

SINGLE-GAME HIGHS: DEFENSIVE

| | | | |
|-----------------|---|-------------------|---|
| Total Tackles | 9 vs. Cincinnati Bengals, Dec 08, 2019 | Forced Fumbles | 1 at Baltimore Ravens, Sep 13, 2020 |
| | 8 vs. New York Jets, Sep 20, 2018 | | 1 at Baltimore Ravens, Dec 30, 2018 |
| Solo Tackles | 5 at Baltimore Ravens, Oct 24, 2021 | Fumble Recoveries | 1 vs. Cleveland Browns, Sep 18, 2023 |
| | 5 at Cincinnati Bengals, Dec 29, 2019 | Tackles For Loss | 2 at Carolina Panthers, Dec 18, 2022 |
| Sacks | 2.0 at New Orleans Saints, Sep 16, 2018 | | 2 vs. San Francisco 49ers, Dec 12, 2021 |
| | 1.5 at Denver Broncos, Dec 19, 2021 | | ...8 more at 2. |
| | ...1 more at 1.5. | | |
| Passes Defensed | 1 vs. Arizona Cardinals, Dec 03, 2023 | | |
| | 1 at Cincinnati Bengals, Nov 26, 2023 | | |
| | ...1 more at 1. | | |

SINGLE-GAME HIGHS - POSTSEASON: DEFENSIVE

| | | | |
|-------------------|--|---------------------------|--|
| Total Tackles | 5 at Buffalo Bills, Jan 15, 2024 | Tackles For Loss | 1 at Buffalo Bills, Jan 15, 2024 |
| | 3 at Pittsburgh Steelers, Jan 10, 2021 | Longest Opp Fumble Return | 11 vs. Las Vegas Raiders, Jan 15, 2022 |
| | 1 at Kansas City Chiefs, Jan 17, 2021 | | |
| Solo Tackles | 2 at Buffalo Bills, Jan 15, 2024 | | |
| | 1 at Kansas City Chiefs, Jan 17, 2021 | | |
| Fumble Recoveries | 1 vs. Las Vegas Raiders, Jan 15, 2022 | | |

2024 GAME-BY-GAME REGULAR-SEASON STATISTICS (STEELERS)

| DATE | OPPONENT | P/S | TACKLES | | | | | | | | INTERCEPTIONS | | | | O. FUMB | | | ST | | | | MISC | | SCORE | | | | | |
|--------------------|------------|------------|----------|----------|----------|------------|------------|----------|----------|----------|---------------|----------|----------|----------|----------|----------|----------|----------|----------|----------|----------|----------|----------|----------|----------|----------|------------|-----|-------|
| | | | TK | S | A | SK | YDS | TFL | YDS | QBH | NO | YDS | LG | TD | PD | FF | FR | TD | YDS | TK | S | A | FF | | FR | S | A | W/L | |
| 09/08 | at Falcons | S | 3 | 1 | 2 | 0.0 | 0.0 | 0 | 0 | 2 | 0 | 0 | 0 | 0 | 0 | 0 | 0 | 0 | 0 | 0 | 0 | 0 | 0 | 0 | 0 | 0 | 0 | W | 18-10 |
| 2024 TOTALS | | 1-1 | 3 | 1 | 2 | 0.0 | 0.0 | 0 | 0 | 2 | 0 | 0 | 0 | 0 | 0 | 0 | 0 | 0 | 0 | 0 | 0 | 0 | 0 | 0 | 0 | 0 | 1-0 | | |

2023 GAME-BY-GAME REGULAR-SEASON STATISTICS (STEELERS)

| DATE | OPPONENT | P/S | TACKLES | | | | | | | | INTERCEPTIONS | | | | O. FUMB | | | ST | | | | MISC | | SCORE | | | |
|--------------------|-------------|--------------|-----------|-----------|-----------|------------|-------------|----------|-----------|----------|---------------|----------|----------|----------|----------|----------|----------|----------|----------|----------|----------|----------|----------|----------|----------|-------------|-------|
| | | | TK | S | A | SK | YDS | TFL | YDS | QBH | NO | YDS | LG | TD | PD | FF | FR | TD | YDS | TK | S | A | FF | | FR | S | A |
| 09/10 | 49ers | S | 2 | 2 | 0 | 0.0 | 0.0 | 0 | 0 | 0 | 0 | 0 | 0 | 0 | 0 | 0 | 0 | 0 | 0 | 0 | 0 | 0 | 0 | 0 | 0 | L | 7-30 |
| 09/18 | Browns | S | 4 | 3 | 1 | 1.0 | 7.0 | 1 | 7 | 2 | 0 | 0 | 0 | 0 | 0 | 1 | 0 | 0 | 0 | 0 | 0 | 0 | 0 | 0 | 0 | W | 26-22 |
| 09/24 | at Raiders | S | 1 | 0 | 1 | 0.0 | 0.0 | 0 | 0 | 0 | 0 | 0 | 0 | 0 | 0 | 0 | 0 | 0 | 0 | 0 | 0 | 0 | 0 | 0 | 0 | W | 23-18 |
| 10/01 | at Texans | S | 4 | 2 | 2 | 0.0 | 0.0 | 0 | 0 | 0 | 0 | 0 | 0 | 0 | 0 | 0 | 0 | 0 | 0 | 0 | 0 | 0 | 0 | 0 | 0 | L | 6-30 |
| 10/08 | Ravens | S | 1 | 1 | 0 | 0.0 | 0.0 | 0 | 0 | 0 | 0 | 0 | 0 | 0 | 1 | 0 | 0 | 0 | 0 | 0 | 0 | 0 | 0 | 0 | 0 | W | 17-10 |
| 10/22 | at Rams | S | 4 | 2 | 2 | 1.0 | 6.0 | 1 | 6 | 1 | 0 | 0 | 0 | 0 | 0 | 0 | 0 | 0 | 0 | 0 | 0 | 0 | 0 | 0 | 0 | W | 24-17 |
| 10/29 | Jaguars | S | 5 | 3 | 2 | 0.0 | 0.0 | 0 | 0 | 0 | 0 | 0 | 0 | 0 | 0 | 0 | 0 | 0 | 0 | 0 | 0 | 0 | 0 | 0 | 0 | L | 10-20 |
| 11/02 | Titans | S | 5 | 3 | 2 | 0.0 | 0.0 | 0 | 0 | 1 | 0 | 0 | 0 | 0 | 0 | 0 | 0 | 0 | 0 | 0 | 0 | 0 | 0 | 0 | 0 | W | 20-16 |
| 11/12 | Packers | S | 1 | 0 | 1 | 0.0 | 0.0 | 0 | 0 | 0 | 0 | 0 | 0 | 0 | 0 | 0 | 0 | 0 | 0 | 0 | 0 | 0 | 0 | 0 | 0 | W | 23-19 |
| 11/19 | at Browns | S | 1 | 0 | 1 | 0.0 | 0.0 | 0 | 0 | 1 | 0 | 0 | 0 | 0 | 0 | 0 | 0 | 0 | 0 | 0 | 0 | 0 | 0 | 0 | 0 | L | 10-13 |
| 11/26 | at Bengals | S | 0 | 0 | 0 | 0.0 | 0.0 | 0 | 0 | 1 | 0 | 0 | 0 | 0 | 1 | 0 | 0 | 0 | 0 | 0 | 0 | 0 | 0 | 0 | 0 | W | 16-10 |
| 12/03 | Cardinals | S | 3 | 0 | 3 | 0.0 | 0.0 | 0 | 0 | 0 | 0 | 0 | 0 | 0 | 1 | 0 | 0 | 0 | 0 | 0 | 0 | 0 | 0 | 0 | 0 | L | 10-24 |
| 12/07 | Patriots | S | 2 | 0 | 2 | 0.0 | 0.0 | 0 | 0 | 0 | 0 | 0 | 0 | 0 | 0 | 0 | 0 | 0 | 0 | 0 | 0 | 0 | 0 | 0 | 0 | L | 18-21 |
| 12/16 | at Colts | S | 4 | 2 | 2 | 1.0 | 3.0 | 1 | 3 | 1 | 0 | 0 | 0 | 0 | 0 | 0 | 0 | 0 | 0 | 0 | 0 | 0 | 0 | 0 | 0 | L | 13-30 |
| 12/23 | Bengals | S | 2 | 1 | 1 | 0.0 | 0.0 | 0 | 0 | 0 | 0 | 0 | 0 | 0 | 0 | 0 | 0 | 0 | 0 | 0 | 0 | 0 | 0 | 0 | 0 | W | 34-11 |
| 12/31 | at Seahawks | S | 3 | 1 | 2 | 0.0 | 0.0 | 0 | 0 | 1 | 0 | 0 | 0 | 0 | 0 | 0 | 0 | 0 | 0 | 0 | 0 | 0 | 0 | 0 | 0 | W | 30-23 |
| 01/06 | at Ravens | S | 1 | 1 | 0 | 0.0 | 0.0 | 0 | 0 | 0 | 0 | 0 | 0 | 0 | 1 | 0 | 0 | 0 | 0 | 0 | 0 | 0 | 0 | 0 | 0 | W | 17-10 |
| 2023 TOTALS | | 17-17 | 43 | 21 | 22 | 3.0 | 16.0 | 3 | 16 | 8 | 0 | 0 | 0 | 0 | 2 | 1 | 2 | 0 | 0 | 0 | 0 | 0 | 0 | 0 | 0 | 10-7 | |

2022 GAME-BY-GAME REGULAR-SEASON STATISTICS (STEELERS)

| DATE | OPPONENT | P/S | TACKLES | | | | | | | | INTERCEPTIONS | | | | O. FUMB | | | ST | | | | MISC | | SCORE | | | |
|--------------------|-------------|--------------|-----------|-----------|-----------|------------|-------------|----------|-----------|-----------|---------------|----------|----------|----------|----------|----------|----------|----------|----------|----------|----------|----------|----------|----------|----------|------------|--------|
| | | | TK | S | A | SK | YDS | TFL | YDS | QBH | NO | YDS | LG | TD | PD | FF | FR | TD | YDS | TK | S | A | FF | | FR | S | A |
| 09/11 | at Bengals | S | 4 | 3 | 1 | 0.0 | 0.0 | 1 | 0 | 1 | 0 | 0 | 0 | 0 | 0 | 0 | 0 | 0 | 0 | 0 | 0 | 0 | 0 | 0 | 0 | W | 23-20+ |
| 09/18 | Patriots | S | 3 | 0 | 3 | 0.0 | 0.0 | 0 | 0 | 0 | 0 | 0 | 0 | 0 | 0 | 0 | 0 | 0 | 0 | 0 | 0 | 0 | 0 | 0 | 0 | L | 14-17 |
| 09/22 | at Browns | S | 2 | 0 | 2 | 0.5 | 4.0 | 0 | 0 | 2 | 0 | 0 | 0 | 0 | 0 | 0 | 0 | 0 | 0 | 0 | 0 | 0 | 0 | 0 | 0 | L | 17-29 |
| 10/02 | Jets | S | 3 | 1 | 2 | 0.0 | 0.0 | 0 | 0 | 2 | 0 | 0 | 0 | 0 | 0 | 0 | 0 | 0 | 0 | 0 | 0 | 0 | 0 | 0 | 0 | L | 20-24 |
| 10/09 | at Bills | S | 0 | 0 | 0 | 0.0 | 0.0 | 0 | 0 | 0 | 0 | 0 | 0 | 0 | 0 | 0 | 0 | 0 | 0 | 0 | 0 | 0 | 0 | 0 | 0 | L | 3-38 |
| 10/16 | Buccaneers | S | 4 | 3 | 1 | 0.0 | 0.0 | 1 | 0 | 2 | 0 | 0 | 0 | 0 | 0 | 0 | 0 | 0 | 0 | 0 | 0 | 0 | 0 | 0 | 0 | W | 20-18 |
| 10/23 | at Dolphins | S | 3 | 2 | 1 | 0.0 | 0.0 | 0 | 0 | 0 | 0 | 0 | 0 | 0 | 0 | 0 | 0 | 0 | 0 | 0 | 0 | 0 | 0 | 0 | 0 | L | 10-16 |
| 10/30 | at Eagles | | | | | | | | | | | | | | | | | | | | | | | | | L | 13-35 |
| 11/13 | Saints | S | 3 | 1 | 2 | 0.0 | 0.0 | 0 | 0 | 0 | 0 | 0 | 0 | 0 | 0 | 0 | 0 | 0 | 0 | 0 | 0 | 0 | 0 | 0 | 0 | W | 20-10 |
| 11/20 | Bengals | S | 1 | 0 | 1 | 0.0 | 0.0 | 0 | 0 | 1 | 0 | 0 | 0 | 0 | 0 | 0 | 0 | 0 | 0 | 0 | 0 | 0 | 0 | 0 | 0 | L | 30-37 |
| 11/28 | at Colts | S | 5 | 3 | 2 | 0.0 | 0.0 | 0 | 0 | 0 | 0 | 0 | 0 | 0 | 0 | 0 | 0 | 0 | 0 | 0 | 0 | 0 | 0 | 0 | 0 | W | 24-17 |
| 12/04 | at Falcons | S | 4 | 4 | 0 | 0.0 | 0.0 | 1 | 3 | 0 | 0 | 0 | 0 | 0 | 0 | 0 | 0 | 0 | 0 | 0 | 0 | 0 | 0 | 0 | 0 | W | 19-16 |
| 12/11 | Ravens | S | 2 | 0 | 2 | 0.0 | 0.0 | 0 | 0 | 0 | 0 | 0 | 0 | 0 | 0 | 0 | 0 | 0 | 0 | 0 | 0 | 0 | 0 | 0 | 0 | L | 14-16 |
| 12/18 | at Panthers | S | 5 | 3 | 2 | 0.0 | 0.0 | 2 | 2 | 1 | 0 | 0 | 0 | 0 | 0 | 0 | 0 | 0 | 0 | 0 | 0 | 0 | 0 | 0 | 0 | W | 24-16 |
| 12/24 | Raiders | S | 4 | 3 | 1 | 0.0 | 0.0 | 1 | 3 | 1 | 0 | 0 | 0 | 0 | 0 | 0 | 0 | 0 | 0 | 0 | 0 | 0 | 0 | 0 | 0 | W | 13-10 |
| 01/01 | at Ravens | S | 2 | 1 | 1 | 0.0 | 0.0 | 0 | 0 | 0 | 0 | 0 | 0 | 0 | 0 | 0 | 0 | 0 | 0 | 0 | 0 | 0 | 0 | 0 | 0 | W | 16-13 |
| 01/08 | Browns | S | 3 | 1 | 2 | 1.0 | 6.0 | 1 | 6 | 1 | 0 | 0 | 0 | 0 | 0 | 0 | 0 | 0 | 0 | 0 | 0 | 0 | 0 | 0 | 0 | W | 28-14 |
| 2022 TOTALS | | 16-16 | 48 | 25 | 23 | 1.5 | 10.0 | 7 | 14 | 11 | 0 | 0 | 0 | 0 | 0 | 0 | 0 | 0 | 0 | 0 | 0 | 0 | 0 | 0 | 0 | 9-8 | |

+ - Overtime

2017 GAME-BY-GAME REGULAR-SEASON STATISTICS (BROWNS)

| DATE | OPPONENT | P/S | TACKLES | | | | | | | INTERCEPTIONS | | | | O. FUMB | | | | ST | | | | MISC | | W/L | SCORE | | |
|-------------|-------------|------|---------|----|----|-----|-----|-----|-----|---------------|----|-----|----|---------|----|----|----|----|-----|----|---|------|----|-----|-------|------|--------|
| | | | TK | S | A | SK | YDS | TFL | YDS | QBH | NO | YDS | LG | TD | PD | FF | FR | TD | YDS | TK | S | A | FF | | | FR | S |
| 09/10 | Steelers | P | 4 | 2 | 2 | 0.0 | 0.0 | 0 | 0 | 0 | 0 | 0 | 0 | 0 | 0 | 0 | 0 | 0 | 0 | 0 | 0 | 0 | 0 | 0 | 0 | L | 18-21 |
| 09/17 | at Ravens | P | 0 | 0 | 0 | 0.0 | 0.0 | 0 | 0 | 1 | 0 | 0 | 0 | 0 | 0 | 0 | 0 | 0 | 0 | 0 | 0 | 0 | 0 | 0 | 0 | L | 10-24 |
| 09/24 | at Colts | P | 2 | 0 | 2 | 0.0 | 0.0 | 0 | 0 | 0 | 0 | 0 | 0 | 0 | 0 | 0 | 0 | 0 | 0 | 0 | 0 | 0 | 0 | 0 | 0 | L | 28-31 |
| 10/01 | Bengals | P | 3 | 1 | 2 | 0.0 | 0.0 | 1 | 5 | 0 | 0 | 0 | 0 | 0 | 0 | 0 | 0 | 0 | 0 | 0 | 0 | 0 | 0 | 0 | 0 | L | 7-31 |
| 10/08 | Jets | P | 1 | 1 | 0 | 0.0 | 0.0 | 0 | 0 | 1 | 0 | 0 | 0 | 0 | 0 | 0 | 0 | 0 | 0 | 0 | 0 | 0 | 0 | 0 | 0 | L | 14-17 |
| 10/15 | at Texans | P | 1 | 1 | 0 | 0.0 | 0.0 | 0 | 0 | 0 | 0 | 0 | 0 | 0 | 0 | 0 | 0 | 0 | 0 | 0 | 0 | 0 | 0 | 0 | 0 | L | 17-33 |
| 10/22 | Titans | P | 1 | 0 | 1 | 0.0 | 0.0 | 0 | 0 | 0 | 0 | 0 | 0 | 0 | 0 | 0 | 0 | 0 | 0 | 0 | 0 | 0 | 0 | 0 | 0 | L | 9-12+ |
| 10/29 | Vikings | | | | | | | | | | | | | | | | | | | | | | | | | L | 16-33 |
| 11/12 | at Lions | | | | | | | | | | | | | | | | | | | | | | | | | L | 24-38 |
| 11/19 | Jaguars | P | 5 | 2 | 3 | 0.0 | 0.0 | 0 | 0 | 0 | 0 | 0 | 0 | 0 | 0 | 0 | 0 | 0 | 0 | 0 | 0 | 0 | 0 | 0 | 0 | L | 7-19 |
| 11/26 | at Bengals | P | 0 | 0 | 0 | 0.0 | 0.0 | 0 | 0 | 0 | 0 | 0 | 0 | 0 | 0 | 0 | 0 | 0 | 0 | 0 | 0 | 0 | 0 | 0 | 0 | L | 16-30 |
| 12/03 | at Chargers | P | 3 | 2 | 1 | 0.0 | 0.0 | 1 | 4 | 0 | 0 | 0 | 0 | 0 | 0 | 0 | 0 | 0 | 0 | 0 | 0 | 0 | 0 | 0 | 0 | L | 10-19 |
| 12/10 | Packers | S | 2 | 1 | 1 | 0.0 | 0.0 | 0 | 0 | 0 | 0 | 0 | 0 | 0 | 0 | 0 | 0 | 0 | 0 | 0 | 0 | 0 | 0 | 0 | 0 | L | 21-27+ |
| 12/17 | Ravens | P | 4 | 3 | 1 | 0.0 | 0.0 | 0 | 0 | 0 | 0 | 0 | 0 | 0 | 0 | 0 | 0 | 0 | 0 | 0 | 0 | 0 | 0 | 0 | 0 | L | 10-27 |
| 12/24 | at Bears | P | 4 | 3 | 1 | 1.0 | 7.0 | 2 | 12 | 1 | 0 | 0 | 0 | 0 | 0 | 0 | 0 | 0 | 0 | 0 | 0 | 0 | 0 | 0 | 0 | L | 3-20 |
| 12/31 | at Steelers | P | 2 | 1 | 1 | 0.0 | 0.0 | 0 | 0 | 0 | 0 | 0 | 0 | 0 | 0 | 0 | 0 | 0 | 0 | 0 | 0 | 0 | 0 | 0 | 0 | L | 24-28 |
| 2017 TOTALS | | 14-1 | 32 | 17 | 15 | 1.0 | 7.0 | 4 | 21 | 3 | 0 | 0 | 0 | 0 | 0 | 0 | 0 | 0 | 0 | 0 | 0 | 0 | 0 | 0 | 0 | 0-16 | |

+ - Overtime

2023 GAME-BY-GAME POSTSEASON STATISTICS (STEELERS)

| DATE | OPPONENT | P/S | TACKLES | | | | | | | INTERCEPTIONS | | | | O. FUMB | | | | ST | | | | MISC | | W/L | SCORE | | |
|-------------|----------|-----|---------|---|---|-----|-----|-----|-----|---------------|----|-----|----|---------|----|----|----|----|-----|----|---|------|----|-----|-------|----|-------|
| | | | TK | S | A | SK | YDS | TFL | YDS | QBH | NO | YDS | LG | TD | PD | FF | FR | TD | YDS | TK | S | A | FF | | | FR | S |
| 01/15 | at Bills | S | 5 | 2 | 3 | 0.0 | 0.0 | 1 | 2 | 0 | 0 | 0 | 0 | 0 | 0 | 0 | 0 | 0 | 0 | 0 | 0 | 0 | 0 | 0 | 0 | L | 17-31 |
| 2023 TOTALS | | 1-1 | 5 | 2 | 3 | 0.0 | 0.0 | 1 | 2 | 0 | 0 | 0 | 0 | 0 | 0 | 0 | 0 | 0 | 0 | 0 | 0 | 0 | 0 | 0 | 0 | 0 | 0-1 |

2018 (PATRIOTS)

- ✦ Played in 15 regular-season games (six starts) for the Super Bowl Champions
- ✦ Tallied 247 receiving yards on 21 grabs (11.8 avg.) with three TDs while rushing for then single-season career-best figures in both yards (228) and carries (42) while adding an additional score on the ground
- ✦ Logged the NFL's third-highest kick return average at 28.8 yards per return with 663 yards on 23 attempts with one TD

2017 (RAIDERS)

- ✦ Played in 16 regular-season games (two starts)
- ✦ Totaled 31 receptions for 309 yards (10.0) and 13 rushing attempts for 121 yards (9.3 avg.) and two TDs
- ✦ Returned 19 kickoffs for 538 yards (28.3 avg.)

2016 (VIKINGS)

- ✦ Played in 16 regular-season games (eight starts)
- ✦ Caught a career-high 52 passes for 453 yards (8.7 avg.) and two TDs
- ✦ Selected to his second-career Pro Bowl as a kick returner and was named to the Associated Press All-Pro First Team for the second time and the PFWA All NFL Team for the third time
- ✦ Rushed seven times for 43 yards (6.1 avg.)
- ✦ Returned 25 kickoffs for 792 yards (31.7 avg.) and a TD and one punt for 9 yards

2015 (VIKINGS)

- ✦ Played in 16 regular-season games (one start)
- ✦ Named to the PFWA All-NFL Team for the second time as a kick returner
- ✦ Returned 32 kickoffs for 1,019 yards (31.8 avg.) and two TDs

2014 (VIKINGS)

- ✦ Played in 16 regular-season games (seven starts)
- ✦ Posted 33 receptions for 384 yards (11.6 avg.) and one TD
- ✦ Returned 34 kickoffs for 871 yards (25.6 avg.)
- ✦ Set NFL record for the most rushing yards by a wide receiver in a single game with 102 yards on three carries (34.0 avg.) in Week 1 at St. Louis, including a 67-yard TD, the longest rushing touchdown by a wide receiver in franchise history

2013 (VIKINGS)

- ✦ Played in 16 regular-season games (six starts)
- ✦ Finished with 45 receptions for 469 yards (10.4 avg.) and four TDs and 12 rushing attempts for 158 yards (13.2 avg.) and three TDs
- ✦ Selected to his first career Pro Bowl as a kick returner and was named Associated Press All-Pro First Team
- ✦ Named to the PFWA All-NFL Team and All-Rookie Team
- ✦ Earned NFC Special Teams Player of the Month for September in his first month as a pro after returning 12 kickoffs for 406 yards (33.8 avg.) and a TD
- ✦ Named NFC Offensive Rookie of the Month for December for posting 16 receptions for 219 yards (13.7 avg.) and three TDs and totaling 10 rushing attempts for 156 yards (15.6 avg.) and three TDs
- ✦ Returned 43 kickoffs for a team record 1,393 yards (32.4 avg.) and two TDs

TRANSACTIONS

- ✦ Signed a two-year contract with Pittsburgh on Apr. 1, 2024
- ✦ Signed a two-year contract with Atlanta on March 19, 2022
- ✦ Signed a one-year contract with the Falcons on Apr. 15, 2021
- ✦ Signed a two-year contract with Chicago on March 13, 2019
- ✦ Traded from Oakland to New England, along with a sixth-round selection in the 2018 draft (#210 Braxton Berrios), in exchange for a fifth-round selection in the 2018 draft (#159 - traded)
- ✦ Signed a two-year contract with Oakland on March 13, 2017
- ✦ Signed a four-year contract with Minnesota on July 25, 2013
- ✦ Drafted by the Vikings in the first round (29th overall) of the 2013 NFL Draft

PERSONAL

- ✦ Attended Northwestern H.S. (Rock Hill, S.C.), and helped lead his team to the Class 4A Division II state title game as a senior in 2008
- ✦ Majored in communications at Tennessee

COLLEGE

- ✦ Played one season (2012) at the University of Tennessee in Knoxville after transferring from Hutchinson (Kan.) Community College
- ✦ Earned First-Team All-SEC honors as an all-purpose player after setting a school-record 1,858 all-purpose yards in 12 games (12 starts) for the Volunteers
- ✦ Became the first player to score a touchdown in four different ways in a season since 2008 (receiving, rushing, punt return, kickoff return)

REGULAR SEASON COMPARISON: RECEIVING - DENVER BRONCOS

| DATE | OPP | W/L | GP/GS | REC | YDS. | AVG. | TD | LG | TGTS | YAC |
|---------------|-------------|-----|-------|-----|------|------|----|----|------|-----|
| 10/4/15 | MIN @ DEN | L | S | 1 | 9 | 9.0 | 0 | 9 | 1 | 1 |
| 10/11/17 | OAK @ DEN | L | P | 6 | 33 | 5.5 | 0 | 11 | 6 | 11 |
| 11/26/17 | OAK vs. DEN | W | P | 3 | 72 | 24.0 | 0 | 54 | 4 | 31 |
| 9/15/19 | CHI @ DEN | W | S | 0 | 0 | 0 | 0 | 0 | 0 | 0 |
| TOTALS | | 2/2 | 4/2 | 10 | 114 | 11.4 | 0 | 54 | 11 | 43 |

CORDARRELLE PATTERSON'S NFL REGULAR SEASON RUSHING/RECEIVING STATISTICS

| DATE | TEAM | GP | GS | RECEIVING | | | | | RUSHING | | | | |
|-------------------|----------|------------|-----------|------------|--------------|------------|------------|-----------|------------|--------------|------------|------------|-----------|
| | | | | NO. | YDS. | AVG. | LG | TD | NO. | YDS. | AVG. | LG | TD |
| 2013 | Vikings | 16 | 6 | 45 | 469 | 10.4 | 79t | 4 | 12 | 158 | 13.2 | 50t | 3 |
| 2014 | Vikings | 16 | 7 | 33 | 384 | 11.6 | 28 | 1 | 10 | 117 | 11.7 | 67t | 1 |
| 2015 | Vikings | 16 | 1 | 2 | 10 | 5.0 | 9 | 0 | 2 | 15 | 7.5 | 9 | 0 |
| 2016 | Vikings | 16 | 8 | 52 | 453 | 8.7 | 39 | 2 | 7 | 43 | 6.1 | 22 | 0 |
| 2017 | Raiders | 16 | 2 | 31 | 309 | 10.0 | 59 | 0 | 13 | 121 | 9.3 | 47t | 2 |
| 2018 | Patriots | 15 | 5 | 21 | 247 | 11.8 | 55t | 3 | 42 | 228 | 5.4 | 27 | 1 |
| 2019 | Bears | 16 | 4 | 11 | 83 | 7.5 | 33 | 0 | 17 | 103 | 6.1 | 46 | 0 |
| 2020 | Bears | 16 | 3 | 21 | 132 | 6.3 | 25 | 0 | 64 | 232 | 3.6 | 13 | 1 |
| 2021 | Falcons | 16 | 13 | 52 | 548 | 10.5 | 64 | 5 | 153 | 618 | 4.0 | 39 | 6 |
| 2022 | Falcons | 13 | 11 | 21 | 122 | 5.8 | 16 | 0 | 144 | 695 | 4.8 | 40 | 8 |
| 2023 | Falcons | 14 | 0 | 9 | 38 | 4.2 | 11 | 1 | 50 | 181 | 3.6 | 18 | 0 |
| 2024 | Steelers | 1 | 0 | 0 | 0 | 0.0 | 0 | 0 | 4 | 13 | 3.3 | 5 | 0 |
| NFL TOTALS | | 171 | 60 | 298 | 2,795 | 9.4 | 79T | 16 | 518 | 2,524 | 4.9 | 67T | 22 |

CORDARRELLE PATTERSON'S NFL POSTSEASON RUSHING/RECEIVING STATISTICS

| DATE | TEAM | GP | GS | RECEIVING | | | | | RUSHING | | | | |
|-------------------|----------|----------|----------|-----------|-----------|------------|-----------|----------|----------|-----------|------------|----------|----------|
| | | | | NO. | YDS. | AVG. | LG | TD | NO. | YDS. | AVG. | LG | TD |
| 2015 | Vikings | 1 | 0 | 0 | 0 | 0.0 | 0 | 0 | 0 | 0 | 0.0 | 0 | 0 |
| 2018 | Patriots | 3 | 0 | 4 | 32 | 8.0 | 15 | 0 | 3 | 10 | 3.3 | 6 | 0 |
| 2020 | Bears | 1 | 0 | 0 | 0 | 0.0 | 0 | 0 | 1 | 2 | 2.0 | 2 | 0 |
| NFL TOTALS | | 5 | 0 | 4 | 32 | 8.0 | 15 | 0 | 4 | 12 | 3.0 | 6 | 0 |

CORDARRELLE PATTERSON'S NFL REGULAR SEASON RETURN STATISTICS

| DATE | TEAM | KICKOFF RETURNS | | | | | PUNT RETURNS | | | | | |
|-------------------|----------|-----------------|--------------|-------------|-------------|----------|--------------|----------|----------|------------|----------|----------|
| | | RET. | YDS. | AVG. | LG | TD | NO. | FC | YDS. | AVG. | LG | TD |
| 2013 | Vikings | 43 | 1,393 | 32.4 | 109t | 2 | 0 | 1 | 0 | 0.0 | 0 | 0 |
| 2014 | Vikings | 34 | 871 | 25.6 | 51 | 0 | 0 | 0 | 0 | 0.0 | 0 | 0 |
| 2015 | Vikings | 32 | 1,019 | 31.8 | 101t | 2 | 0 | 0 | 0 | 0.0 | 0 | 0 |
| 2016 | Vikings | 25 | 792 | 31.7 | 104t | 1 | 1 | 1 | 9 | 9.0 | 9 | 0 |
| 2017 | Raiders | 19 | 538 | 28.3 | 49 | 0 | 0 | 0 | 0 | 0.0 | 0 | 0 |
| 2018 | Patriots | 23 | 663 | 28.8 | 95t | 1 | 0 | 0 | 0 | 0.0 | 0 | 0 |
| 2019 | Bears | 28 | 825 | 29.5 | 102t | 1 | 0 | 0 | 0 | 0.0 | 0 | 0 |
| 2020 | Bears | 35 | 1,017 | 29.1 | 104t | 1 | 0 | 0 | 0 | 0.0 | 0 | 0 |
| 2021 | Falcons | 18 | 434 | 24.1 | 32 | 0 | 0 | 0 | 0 | 0.0 | 0 | 0 |
| 2022 | Falcons | 9 | 284 | 31.6 | 103t | 1 | 0 | 0 | 0 | 0.0 | 0 | 0 |
| 2023 | Falcons | 7 | 153 | 21.9 | 29 | 0 | 0 | 0 | 0 | 0.0 | 0 | 0 |
| 2024 | Steelers | 0 | 0 | 0.0 | 0 | 0 | 0 | 0 | 0 | 0.0 | 0 | 0 |
| NFL TOTALS | | 273 | 7,989 | 29.3 | 109T | 9 | 1 | 2 | 9 | 9.0 | 9 | 0 |

CORDARRELLE PATTERSON'S NFL POSTSEASON RETURN STATISTICS

| DATE | TEAM | KICKOFF RETURNS | | | | | PUNT RETURNS | | | | | |
|-------------------|----------|-----------------|------------|-------------|-----------|----------|--------------|----------|----------|------------|----------|----------|
| | | RET. | YDS. | AVG. | LG | TD | NO. | FC | YDS. | AVG. | LG | TD |
| 2015 | Vikings | 3 | 65 | 21.7 | 34 | 0 | 0 | 0 | 0 | 0.0 | 0 | 0 |
| 2018 | Patriots | 5 | 141 | 28.2 | 38 | 0 | 0 | 0 | 0 | 0.0 | 0 | 0 |
| 2020 | Bears | 2 | 68 | 34.0 | 42 | 0 | 0 | 0 | 0 | 0.0 | 0 | 0 |
| NFL TOTALS | | 10 | 274 | 27.4 | 42 | 0 | 0 | 0 | 0 | 0.0 | 0 | 0 |

SINGLE-GAME HIGHS: RUSHING/RECEIVING

| | | | |
|--------------------|--|------------------------|---|
| Rush Attempts | 22 vs. New Orleans Saints, Sep 11, 2022 17 at Seattle Seahawks, Sep 25, 2022 | Kickoff Returns | 5 vs. Seattle Seahawks, Dec 06, 2015 5 vs. Green Bay Packers, Oct 27, 2013 ...1 more at 5. |
| Rushing Yards | 141 at Seattle Seahawks, Sep 25, 2022 120 vs. New Orleans Saints, Sep 11, 2022 | Kickoff Return Yards | 228 vs. Green Bay Packers, Oct 27, 2013 198 vs. Seattle Seahawks, Dec 06, 2015 |
| Rushing Average | 8.3 at Seattle Seahawks, Sep 25, 2022 7.7 vs. Philadelphia Eagles, Sep 12, 2021 | Longest Kickoff Return | 109t vs. Green Bay Packers, Oct 27, 2013 105t at Chicago Bears, Sep 15, 2013 |
| Longest Runs | 67t at St. Louis Rams, Sep 07, 2014 50t vs. Detroit Lions, Dec 29, 2013 | Kickoff Return TDs | 1 vs. Chicago Bears, Nov 20, 2022 1 vs. Minnesota Vikings, Nov 16, 2020 ...7 more at 1. |
| Rushing TDs | 2 vs. Los Angeles Chargers, Nov 06, 2022 2 at Jacksonville Jaguars, Nov 28, 2021 | Fair Catches | 1 vs. Dallas Cowboys, Dec 01, 2016 1 vs. Philadelphia Eagles, Dec 15, 2013 |
| Receptions | 8 at Green Bay Packers, Nov 24, 2013 7 vs. New York Jets, Oct 10, 2021 ...1 more at 7. | Punt Return Yards | 9 at Tennessee Titans, Sep 11, 2016 |
| Receiving Yards | 141 at Baltimore Ravens, Dec 08, 2013 126 at New Orleans Saints, Nov 07, 2021 | Punt Returns | 1 vs. Dallas Cowboys, Dec 01, 2016 |
| Receiving Average | 28.2 at Baltimore Ravens, Dec 08, 2013 24.3 vs. New York Giants, Dec 03, 2017 | Kickoff Return Average | 49.7 at Chicago Bears, Sep 15, 2013 49.0 vs. Chicago Bears, Nov 20, 2022 |
| Longest Receptions | 79t at Baltimore Ravens, Dec 08, 2013 64 at New Orleans Saints, Nov 07, 2021 | Special Teams Tackles | 1 vs. Philadelphia Eagles, Sep 12, 2021 1 vs. Tampa Bay Buccaneers, Oct 08, 2020 ...19 more at 1. |
| Receiving TDs | 3 vs. Washington Football Team, Oct 03, 2021 1 at Carolina Panthers, Dec 17, 2023 ...12 more at 1. | Most TDs | 3 vs. Washington Football Team, Oct 03, 2021 2 vs. Los Angeles Chargers, Nov 06, 2022 ...3 more at 2. |
| All-Purpose Yards | 258 at Baltimore Ravens, Dec 08, 2013 254 vs. Green Bay Packers, Oct 27, 2013 | Miscellaneous Tackles | 1 at Carolina Panthers, Nov 10, 2022 1 vs. Miami Dolphins, Sep 30, 2018 ...1 more at 1. |

SINGLE-GAME HIGHS - POSTSEASON: RUSHING/RECEIVING

| | | | |
|--------------------|---|------------------------|--|
| Rush Attempts | 2 at Los Angeles Rams, Feb 03, 2019 1 at New Orleans Saints, Jan 10, 2021 1 vs. Los Angeles Chargers, Jan 13, 2019 | All-Purpose Yards | 98 at Kansas City Chiefs, Jan 20, 2019 70 at New Orleans Saints, Jan 10, 2021 65 vs. Seattle Seahawks, Jan 10, 2016 59 at Los Angeles Rams, Feb 03, 2019 26 vs. Los Angeles Chargers, Jan 13, 2019 |
| Rushing Yards | 7 at Los Angeles Rams, Feb 03, 2019 3 vs. Los Angeles Chargers, Jan 13, 2019 2 at New Orleans Saints, Jan 10, 2021 6 at Los Angeles Rams, Feb 03, 2019 | Kickoff Returns | 3 at Kansas City Chiefs, Jan 20, 2019 3 vs. Seattle Seahawks, Jan 10, 2016 2 at New Orleans Saints, Jan 10, 2021 1 at Los Angeles Rams, Feb 03, 2019 1 vs. Los Angeles Chargers, Jan 13, 2019 |
| Longest Runs | 3 vs. Los Angeles Chargers, Jan 13, 2019 2 at New Orleans Saints, Jan 10, 2021 1 at Los Angeles Rams, Feb 03, 2019 | Kickoff Return Yards | 80 at Kansas City Chiefs, Jan 20, 2019 68 at New Orleans Saints, Jan 10, 2021 65 vs. Seattle Seahawks, Jan 10, 2016 38 at Los Angeles Rams, Feb 03, 2019 23 vs. Los Angeles Chargers, Jan 13, 2019 |
| Receptions | 2 at Los Angeles Rams, Feb 03, 2019 2 at Kansas City Chiefs, Jan 20, 2019 | Longest Kickoff Return | 42 at New Orleans Saints, Jan 10, 2021 38 at Los Angeles Rams, Feb 03, 2019 38 at Kansas City Chiefs, Jan 20, 2019 34 vs. Seattle Seahawks, Jan 10, 2016 26 at New Orleans Saints, Jan 10, 2021 |
| Receiving Yards | 18 at Kansas City Chiefs, Jan 20, 2019 14 at Los Angeles Rams, Feb 03, 2019 | Kickoff Return Average | 26.7 at Kansas City Chiefs, Jan 20, 2019 21.7 vs. Seattle Seahawks, Jan 10, 2016 |
| Longest Receptions | 15 at Kansas City Chiefs, Jan 20, 2019 9 at Los Angeles Rams, Feb 03, 2019 5 at Los Angeles Rams, Feb 03, 2019 3 at Kansas City Chiefs, Jan 20, 2019 | | |

100-YARD RECEIVING GAMES (2): REGULAR SEASON

| DATE | TEAM | NO. | YDS. | AVG. | LG | TD |
|----------|-----------|-----|------|------|-----|----|
| 12/08/13 | at Ravens | 5 | 141 | 28.2 | 79t | 1 |
| 11/07/21 | at Saints | 6 | 126 | 21.0 | 64 | 0 |

100-YARD RUSHING GAMES (4): REGULAR SEASON

| DATE | TEAM | ATT. | YDS. | AVG. | LG | TD |
|----------|-------------|------|------|------|-----|----|
| 09/07/14 | at Rams | 3 | 102 | 34.0 | 67t | 1 |
| 11/28/21 | at Jaguars | 16 | 108 | 6.8 | 27 | 2 |
| 09/11/22 | SAINTS | 22 | 120 | 5.5 | 15 | 1 |
| 09/25/22 | at Seahawks | 17 | 141 | 8.3 | 40 | 1 |

2024 GAME-BY-GAME REGULAR-SEASON STATISTICS (STEELERS)

| DATE | OPPONENT | P/S | RECEIVING | | | | | RUSHING | | | | | W/L | SCORE |
|--------------------|------------|------------|-----------|----------|------------|----------|----------|----------|-----------|------------|----------|----------|------------|-------|
| | | | NO. | YDS. | AVG. | LG | TD | NO. | YDS. | AVG. | LG | TD | | |
| 09/08 | at Falcons | P | 0 | 0 | 0.0 | 0 | 0 | 4 | 13 | 3.3 | 5 | 0 | W | 18-10 |
| 2024 TOTALS | | 1-0 | 0 | 0 | 0.0 | 0 | 0 | 4 | 13 | 3.3 | 5 | 0 | 1-0 | |

2023 GAME-BY-GAME REGULAR-SEASON STATISTICS (FALCONS)

| DATE | OPPONENT | P/S | RECEIVING | | | | | RUSHING | | | | | W/L | SCORE |
|--------------------|---------------|-------------|-----------|-----------|------------|-----------|----------|-----------|------------|------------|-----------|----------|-------------|-------|
| | | | NO. | YDS. | AVG. | LG | TD | NO. | YDS. | AVG. | LG | TD | | |
| 09/10 | Panthers | | | | | | | | | | | | W | 24-10 |
| 09/17 | Packers | | | | | | | | | | | | W | 25-24 |
| 09/24 | at Lions | | | | | | | | | | | | L | 6-20 |
| 10/01 | at Jaguars | P | 0 | 0 | 0.0 | 0 | 0 | 0 | 0.0 | 0 | 0 | 0 | L | 7-23 |
| 10/08 | Texans | P | 1 | 7 | 7.0 | 7 | 0 | 0 | 0.0 | 0 | 0 | 0 | W | 21-19 |
| 10/15 | Commanders | P | 1 | 6 | 6.0 | 6 | 0 | 1 | 0 | 0.0 | 0 | 0 | L | 16-24 |
| 10/22 | at Buccaneers | P | 0 | 0 | 0.0 | 0 | 0 | 10 | 56 | 5.6 | 18 | 0 | W | 16-13 |
| 10/29 | at Titans | P | 0 | 0 | 0.0 | 0 | 0 | 2 | 7 | 3.5 | 4 | 0 | L | 23-28 |
| 11/05 | Vikings | P | 1 | 3 | 3.0 | 3 | 0 | 1 | 0 | 0.0 | 0 | 0 | L | 28-31 |
| 11/12 | at Cardinals | P | 2 | 7 | 3.5 | 5 | 0 | 3 | 13 | 4.3 | 6 | 0 | L | 23-25 |
| 11/26 | Saints | P | 0 | 0 | 0.0 | 0 | 0 | 8 | 43 | 5.4 | 12 | 0 | W | 24-15 |
| 12/03 | at Jets | P | 1 | 6 | 6.0 | 6 | 0 | 5 | 11 | 2.2 | 7 | 0 | W | 13-8 |
| 12/10 | Buccaneers | P | 0 | 0 | 0.0 | 0 | 0 | 3 | 7 | 2.3 | 6 | 0 | L | 25-29 |
| 12/17 | at Panthers | P | 1 | 2 | 2.0 | 2t | 1 | 5 | -2 | -0.4 | 3 | 0 | L | 7-9 |
| 12/24 | Colts | P | 2 | 7 | 3.5 | 11 | 0 | 7 | 26 | 3.7 | 11 | 0 | W | 29-10 |
| 12/31 | at Bears | P | 0 | 0 | 0.0 | 0 | 0 | 0 | 0 | 0.0 | 0 | 0 | L | 17-37 |
| 01/07 | at Saints | P | 0 | 0 | 0.0 | 0 | 0 | 5 | 20 | 4.0 | 7 | 0 | L | 17-48 |
| 2023 TOTALS | | 14-0 | 9 | 38 | 4.2 | 11 | 1 | 50 | 181 | 3.6 | 18 | 0 | 7-10 | |

2022 GAME-BY-GAME REGULAR-SEASON STATISTICS (FALCONS)

| DATE | OPPONENT | P/S | RECEIVING | | | | | RUSHING | | | | | W/L | SCORE |
|--------------------|---------------|-------|-----------|------------|------------|-----------|----------|------------|------------|------------|-----------|----------|-------------|--------|
| | | | NO. | YDS. | AVG. | LG | TD | NO. | YDS. | AVG. | LG | TD | | |
| 09/11 | Saints | P | 3 | 16 | 5.3 | 10 | 0 | 22 | 120 | 5.5 | 15 | 1 | L | 26-27 |
| 09/18 | at Rams | S | 0 | 0 | 0.0 | 0 | 0 | 10 | 41 | 4.1 | 11 | 0 | L | 27-31 |
| 09/25 | at Seahawks | S | 1 | 12 | 12.0 | 12 | 0 | 17 | 141 | 8.3 | 40 | 1 | W | 27-23 |
| 10/02 | Browns | S | 0 | 0 | 0.0 | 0 | 0 | 9 | 38 | 4.2 | 13t | 1 | W | 23-20 |
| 10/09 | at Buccaneers | | | | | | | | | | | | L | 15-21 |
| 10/16 | 49ers | | | | | | | | | | | | W | 28-14 |
| 10/23 | at Bengals | | | | | | | | | | | | L | 17-35 |
| 10/30 | Panthers | | | | | | | | | | | | W | 37-34+ |
| 11/06 | Chargers | S | 1 | 9 | 9.0 | 9 | 0 | 13 | 44 | 3.4 | 7 | 2 | L | 17-20 |
| 11/10 | at Panthers | S | 1 | 2 | 2.0 | 2 | 0 | 5 | 18 | 3.6 | 9 | 0 | L | 15-25 |
| 11/20 | Bears | S | 2 | 7 | 3.5 | 9 | 0 | 10 | 52 | 5.2 | 17 | 0 | W | 27-24 |
| 11/27 | at Commanders | S | 3 | 19 | 6.3 | 15 | 0 | 11 | 52 | 4.7 | 21 | 0 | L | 13-19 |
| 12/04 | Steelers | S | 0 | 0 | 0.0 | 0 | 0 | 11 | 60 | 5.5 | 22 | 0 | L | 16-19 |
| 12/18 | at Saints | S | 1 | 0 | 0.0 | 0 | 0 | 14 | 52 | 3.7 | 11 | 1 | L | 18-21 |
| 12/24 | at Ravens | S | 1 | 14 | 14.0 | 14 | 0 | 8 | 17 | 2.1 | 7 | 0 | L | 9-17 |
| 01/01 | Cardinals | S | 6 | 42 | 7.0 | 16 | 0 | 9 | 42 | 4.7 | 22 | 1 | W | 20-19 |
| 01/08 | Buccaneers | P | 2 | 1 | 0.5 | 4 | 0 | 5 | 18 | 3.6 | 8 | 1 | W | 30-17 |
| 2022 TOTALS | | 13-11 | 21 | 122 | 5.8 | 16 | 0 | 144 | 695 | 4.8 | 40 | 8 | 7-10 | |

+ - Overtime

2021 GAME-BY-GAME REGULAR-SEASON STATISTICS (FALCONS)

| DATE | OPPONENT | P/S | RECEIVING | | | | | RUSHING | | | | | W/L | SCORE |
|--------------------|---------------|-------|-----------|------------|-------------|-----------|----------|------------|------------|------------|-----------|----------|-------------|-------|
| | | | NO. | YDS. | AVG. | LG | TD | NO. | YDS. | AVG. | LG | TD | | |
| 09/12 | Eagles | S | 2 | 13 | 6.5 | 12 | 0 | 7 | 54 | 7.7 | 14 | 0 | L | 6-32 |
| 09/19 | at Buccaneers | P | 5 | 58 | 11.6 | 23 | 1 | 7 | 11 | 1.6 | 10t | 1 | L | 25-48 |
| 09/26 | at Giants | P | 6 | 82 | 13.7 | 28 | 0 | 7 | 20 | 2.9 | 11 | 0 | W | 17-14 |
| 10/03 | Football Team | S | 5 | 82 | 16.4 | 42t | 3 | 6 | 34 | 5.7 | 13 | 0 | L | 30-34 |
| 10/10 | Jets | P | 7 | 60 | 8.6 | 16 | 0 | 14 | 54 | 3.9 | 12 | 0 | W | 27-20 |
| 10/24 | at Dolphins | S | 2 | 1 | 0.5 | 4 | 0 | 14 | 60 | 4.3 | 13 | 1 | W | 30-28 |
| 10/31 | Panthers | S | 5 | 37 | 7.4 | 18 | 1 | 9 | 35 | 3.9 | 14 | 0 | L | 13-19 |
| 11/07 | at Saints | S | 6 | 126 | 21.0 | 64 | 0 | 9 | 10 | 1.1 | 4 | 0 | W | 27-25 |
| 11/14 | at Cowboys | S | 1 | 14 | 14.0 | 14 | 0 | 4 | 25 | 6.3 | 14 | 0 | L | 3-43 |
| 11/18 | Patriots | | | | | | | | | | | | L | 0-25 |
| 11/28 | at Jaguars | S | 2 | 27 | 13.5 | 20 | 0 | 16 | 108 | 6.8 | 27 | 2 | W | 21-14 |
| 12/05 | Buccaneers | S | 3 | 18 | 6.0 | 6 | 0 | 13 | 78 | 6.0 | 39 | 0 | L | 17-30 |
| 12/12 | at Panthers | S | 2 | 1 | 0.5 | 3 | 0 | 16 | 58 | 3.6 | 11 | 1 | W | 29-21 |
| 12/19 | at 49ers | S | 2 | 5 | 2.5 | 5 | 0 | 11 | 18 | 1.6 | 4 | 0 | L | 13-31 |
| 12/26 | Lions | S | 1 | -1 | -1.0 | -1 | 0 | 7 | 14 | 2.0 | 6t | 1 | W | 20-16 |
| 01/02 | at Bills | S | 2 | 24 | 12.0 | 15 | 0 | 9 | 28 | 3.1 | 13 | 0 | L | 15-29 |
| 01/09 | Saints | S | 1 | 1 | 1.0 | 1 | 0 | 4 | 11 | 2.8 | 4 | 0 | L | 20-30 |
| 2021 TOTALS | | 16-13 | 52 | 548 | 10.5 | 64 | 5 | 153 | 618 | 4.0 | 39 | 6 | 7-10 | |

2020 GAME-BY-GAME REGULAR-SEASON STATISTICS (BEARS)

| DATE | OPPONENT | P/S | RECEIVING | | | | | RUSHING | | | | | W/L | SCORE |
|--------------------|-------------|------|-----------|------------|------------|-----------|----------|-----------|------------|------------|-----------|----------|------------|--------|
| | | | NO. | YDS. | AVG. | LG | TD | NO. | YDS. | AVG. | LG | TD | | |
| 09/13 | at Lions | P | 1 | 12 | 12.0 | 12 | 0 | 4 | 19 | 4.8 | 13 | 0 | W | 27-23 |
| 09/20 | Giants | P | 2 | 8 | 4.0 | 9 | 0 | 7 | 25 | 3.6 | 10 | 0 | W | 17-13 |
| 09/27 | at Falcons | P | 0 | 0 | 0.0 | 0 | 0 | 4 | 13 | 3.3 | 6 | 0 | W | 30-26 |
| 10/04 | Colts | P | 1 | 0 | 0.0 | 0 | 0 | 3 | 5 | 1.7 | 4 | 0 | L | 11-19 |
| 10/08 | Buccaneers | S | 3 | 38 | 12.7 | 25 | 0 | 3 | 7 | 2.3 | 3 | 0 | W | 20-19 |
| 10/18 | at Panthers | P | 1 | 8 | 8.0 | 8 | 0 | 1 | 1 | 1.0 | 1 | 0 | W | 23-16 |
| 10/26 | at Rams | P | 3 | 11 | 3.7 | 7 | 0 | 3 | 1 | 0.3 | 2 | 0 | L | 10-24 |
| 11/01 | Saints | P | 2 | 1 | 0.5 | 5 | 0 | 1 | 4 | 4.0 | 4 | 0 | L | 23-26+ |
| 11/08 | at Titans | S | 4 | 27 | 6.8 | 9 | 0 | 3 | 13 | 4.3 | 6 | 0 | L | 17-24 |
| 11/16 | Vikings | S | 2 | 19 | 9.5 | 10 | 0 | 12 | 30 | 2.5 | 6 | 0 | L | 13-19 |
| 11/29 | at Packers | P | 0 | 0 | 0.0 | 0 | 0 | 2 | 8 | 4.0 | 6 | 0 | L | 25-41 |
| 12/06 | Lions | P | 1 | 4 | 4.0 | 4 | 0 | 10 | 59 | 5.9 | 13 | 1 | L | 30-34 |
| 12/13 | Texans | P | 0 | 0 | 0.0 | 0 | 0 | 6 | 26 | 4.3 | 12 | 0 | W | 36-7 |
| 12/20 | at Vikings | P | 1 | 4 | 4.0 | 4 | 0 | 1 | 3 | 3.0 | 3 | 0 | W | 33-27 |
| 12/27 | at Jaguars | P | 0 | 0 | 0.0 | 0 | 0 | 0 | 0 | 0.0 | 0 | 0 | W | 41-17 |
| 01/03 | Packers | P | 0 | 0 | 0.0 | 0 | 0 | 4 | 18 | 4.5 | 7 | 0 | L | 16-35 |
| 2020 TOTALS | | 16-3 | 21 | 132 | 6.3 | 25 | 0 | 64 | 232 | 3.6 | 13 | 1 | 8-8 | |

+ - Overtime

2019 GAME-BY-GAME REGULAR-SEASON STATISTICS (BEARS)

| DATE | OPPONENT | P/S | RECEIVING | | | | | RUSHING | | | | | W/L | SCORE |
|--------------------|-------------|-------------|-----------|-----------|------------|-----------|----------|-----------|------------|------------|-----------|----------|------------|-------|
| | | | NO. | YDS. | AVG. | LG | TD | NO. | YDS. | AVG. | LG | TD | | |
| 09/05 | Packers | P | 1 | 3 | 3.0 | 3 | 0 | 1 | -2 | -2.0 | -2 | 0 | L | 3-10 |
| 09/15 | at Broncos | S | 0 | 0 | 0.0 | 0 | 0 | 2 | 50 | 25.0 | 46 | 0 | W | 16-14 |
| 09/23 | at Redskins | S | 1 | 6 | 6.0 | 6 | 0 | 4 | 14 | 3.5 | 7 | 0 | W | 31-15 |
| 09/29 | Vikings | S | 1 | 3 | 3.0 | 3 | 0 | 2 | 4 | 2.0 | 3 | 0 | W | 16-6 |
| 10/06 | at Raiders | P | 0 | 0 | 0.0 | 0 | 0 | 1 | 5 | 5.0 | 5 | 0 | L | 21-24 |
| 10/20 | Saints | P | 2 | 21 | 10.5 | 11 | 0 | 1 | 2 | 2.0 | 2 | 0 | L | 25-36 |
| 10/27 | Chargers | P | 2 | 1 | 0.5 | 1 | 0 | 1 | 5 | 5.0 | 5 | 0 | L | 16-17 |
| 11/03 | at Eagles | P | 1 | 5 | 5.0 | 5 | 0 | 0 | 0 | 0.0 | 0 | 0 | L | 14-22 |
| 11/10 | Lions | P | 0 | 0 | 0.0 | 0 | 0 | 0 | 0 | 0.0 | 0 | 0 | W | 20-13 |
| 11/17 | at Rams | P | 0 | 0 | 0.0 | 0 | 0 | 0 | 0 | 0.0 | 0 | 0 | L | 7-17 |
| 11/24 | Giants | P | 0 | 0 | 0.0 | 0 | 0 | 0 | 0 | 0.0 | 0 | 0 | W | 19-14 |
| 11/28 | at Lions | P | 0 | 0 | 0.0 | 0 | 0 | 0 | 0 | 0.0 | 0 | 0 | W | 24-20 |
| 12/05 | Cowboys | P | 1 | 33 | 33.0 | 33 | 0 | 1 | -5 | -5.0 | -5 | 0 | W | 31-24 |
| 12/15 | at Packers | S | 1 | 6 | 6.0 | 6 | 0 | 1 | 0 | 0.0 | 0 | 0 | L | 13-21 |
| 12/22 | Chiefs | P | 1 | 5 | 5.0 | 5 | 0 | 1 | 16 | 16.0 | 16 | 0 | L | 3-26 |
| 12/29 | at Vikings | P | 0 | 0 | 0.0 | 0 | 0 | 2 | 14 | 7.0 | 11 | 0 | W | 21-19 |
| 2019 TOTALS | | 16-4 | 11 | 83 | 7.5 | 33 | 0 | 17 | 103 | 6.1 | 46 | 0 | 8-8 | |

2018 GAME-BY-GAME REGULAR-SEASON STATISTICS (PATRIOTS)

| DATE | OPPONENT | P/S | RECEIVING | | | | | RUSHING | | | | | W/L | SCORE |
|--------------------|-------------|-------------|-----------|------------|-------------|------------|----------|-----------|------------|------------|-----------|----------|-------------|-------|
| | | | NO. | YDS. | AVG. | LG | TD | NO. | YDS. | AVG. | LG | TD | | |
| 09/09 | Texans | S | 1 | 6 | 6.0 | 6 | 0 | 3 | 13 | 4.3 | 10 | 0 | W | 27-20 |
| 09/16 | at Jaguars | P | 3 | 18 | 6.0 | 18 | 0 | 1 | 5 | 5.0 | 5 | 0 | L | 20-31 |
| 09/23 | at Lions | P | 1 | 12 | 12.0 | 12 | 0 | 0 | 0 | 0.0 | 0 | 0 | L | 10-26 |
| 09/30 | Dolphins | P | 3 | 54 | 18.0 | 55t | 1 | 1 | 11 | 11.0 | 11 | 0 | W | 38-7 |
| 10/04 | Colts | P | 2 | 11 | 5.5 | 10 | 1 | 0 | 0 | 0.0 | 0 | 0 | W | 38-24 |
| 10/14 | Chiefs | P | 1 | 13 | 13.0 | 13 | 0 | 1 | 3 | 3.0 | 3 | 0 | W | 43-40 |
| 10/21 | at Bears | S | 0 | 0 | 0.0 | 0 | 0 | 1 | 4 | 4.0 | 4 | 0 | W | 38-31 |
| 10/29 | at Packers | S | 0 | 0 | 0.0 | 0 | 0 | 10 | 38 | 3.8 | 22 | 0 | W | 25-6 |
| 11/04 | Packers | P | 1 | 7 | 7.0 | 7 | 0 | 11 | 61 | 5.5 | 17 | 1 | W | 31-17 |
| 11/11 | at Titans | S | 0 | 0 | 0.0 | 0 | 0 | 4 | 11 | 2.8 | 9 | 0 | L | 10-34 |
| 11/25 | at Jets | P | 1 | -1 | -1.0 | -1 | 0 | 5 | 10 | 2.0 | 4 | 0 | W | 27-13 |
| 12/02 | Vikings | P | 2 | 53 | 26.5 | 29 | 0 | 1 | 6 | 6.0 | 6 | 0 | W | 24-10 |
| 12/09 | at Dolphins | S | 2 | 51 | 25.5 | 37t | 1 | 0 | 0 | 0.0 | 0 | 0 | L | 33-34 |
| 12/16 | at Steelers | P | 3 | 20 | 6.7 | 8 | 0 | 0 | 0 | 0.0 | 0 | 0 | L | 10-17 |
| 12/23 | Bills | P | 1 | 3 | 3.0 | 3 | 0 | 4 | 66 | 16.5 | 27 | 0 | W | 24-12 |
| 12/30 | Jets | | | | | | | | | | | | W | 38-3 |
| ON INACTIVE LIST | | | | | | | | | | | | | | |
| 2018 TOTALS | | 15-5 | 21 | 247 | 11.8 | 55T | 3 | 42 | 228 | 5.4 | 27 | 1 | 11-5 | |

2017 GAME-BY-GAME REGULAR-SEASON STATISTICS (RAIDERS)

| DATE | OPPONENT | P/S | RECEIVING | | | | | RUSHING | | | | | W/L | SCORE |
|--------------------|-------------|-------------|-----------|------------|-------------|-----------|----------|-----------|------------|------------|------------|----------|-------------|-------|
| | | | NO. | YDS. | AVG. | LG | TD | NO. | YDS. | AVG. | LG | TD | | |
| 09/10 | at Titans | P | 1 | 2 | 2.0 | 2 | 0 | 1 | 5 | 5.0 | 5 | 0 | W | 26-16 |
| 09/17 | Jets | P | 1 | 6 | 6.0 | 6 | 0 | 3 | 57 | 19.0 | 43t | 1 | W | 45-20 |
| 09/24 | at Redskins | P | 1 | 7 | 7.0 | 7 | 0 | 2 | 5 | 2.5 | 8 | 0 | L | 10-27 |
| 10/01 | at Broncos | P | 6 | 33 | 5.5 | 11 | 0 | 1 | 2 | 2.0 | 2 | 0 | L | 10-16 |
| 10/08 | Ravens | P | 0 | 0 | 0.0 | 0 | 0 | 0 | 0 | 0.0 | 0 | 0 | L | 17-30 |
| 10/15 | Chargers | P | 1 | 5 | 5.0 | 4 | 0 | 3 | 55 | 18.3 | 47t | 1 | L | 16-17 |
| 10/19 | Chiefs | P | 1 | 9 | 9.0 | 9 | 0 | 0 | 0 | 0.0 | 0 | 0 | W | 31-30 |
| 10/29 | at Bills | S | 3 | 7 | 2.3 | 3 | 0 | 0 | 0 | 0.0 | 0 | 0 | L | 14-34 |
| 11/05 | at Dolphins | P | 0 | 0 | 0.0 | 0 | 0 | 0 | 0 | 0.0 | 0 | 0 | W | 27-24 |
| 11/19 | Patriots | P | 4 | 45 | 11.3 | 22 | 0 | 0 | 0 | 0.0 | 0 | 0 | L | 8-33 |
| 11/26 | Broncos | P | 3 | 72 | 24.0 | 54 | 0 | 0 | 0 | 0.0 | 0 | 0 | W | 21-14 |
| 12/03 | Giants | S | 4 | 97 | 24.3 | 59 | 0 | 2 | 1 | 0.5 | 1 | 0 | W | 24-17 |
| 12/10 | at Chiefs | P | 3 | 8 | 2.7 | 7 | 0 | 0 | 0 | 0.0 | 0 | 0 | L | 15-26 |
| 12/17 | Cowboys | P | 1 | 7 | 7.0 | 7 | 0 | 1 | -4 | -4.0 | -4 | 0 | L | 17-20 |
| 12/25 | at Eagles | P | 1 | 7 | 7.0 | 7 | 0 | 0 | 0 | 0.0 | 0 | 0 | L | 10-19 |
| 12/31 | at Chargers | P | 1 | 4 | 4.0 | 4 | 0 | 0 | 0 | 0.0 | 0 | 0 | L | 10-30 |
| 2017 TOTALS | | 16-2 | 31 | 309 | 10.0 | 59 | 0 | 13 | 121 | 9.3 | 47T | 2 | 6-10 | |

2016 GAME-BY-GAME REGULAR-SEASON STATISTICS (VIKINGS)

| DATE | OPPONENT | P/S | RECEIVING | | | | | RUSHING | | | | | W/L | SCORE |
|--------------------|-------------|-------------|-----------|------------|------------|-----------|----------|----------|-----------|------------|-----------|----------|------------|--------|
| | | | NO. | YDS. | AVG. | LG | TD | NO. | YDS. | AVG. | LG | TD | | |
| 09/11 | at Titans | P | 1 | 6 | 6.0 | 6 | 0 | 1 | 8 | 8.0 | 8 | 0 | W | 25-16 |
| 09/18 | Packers | P | 0 | 0 | 0.0 | 0 | 0 | 1 | -2 | -2.0 | -2 | 0 | W | 17-14 |
| 09/25 | at Panthers | S | 1 | 8 | 8.0 | 8 | 0 | 0 | 0 | 0.0 | 0 | 0 | W | 22-10 |
| 10/03 | Giants | P | 5 | 38 | 7.6 | 21 | 0 | 1 | 2 | 2.0 | 2 | 0 | W | 24-10 |
| 10/09 | Texans | S | 4 | 39 | 9.8 | 15 | 1 | 1 | 7 | 7.0 | 7 | 0 | W | 31-13 |
| 10/23 | at Eagles | S | 7 | 67 | 9.6 | 15 | 1 | 0 | 0 | 0.0 | 0 | 0 | L | 10-21 |
| 10/31 | at Bears | P | 3 | 36 | 12.0 | 21 | 0 | 0 | 0 | 0.0 | 0 | 0 | L | 10-20 |
| 11/06 | Lions | S | 6 | 45 | 7.5 | 13 | 0 | 0 | 0 | 0.0 | 0 | 0 | L | 16-22+ |
| 11/13 | at Redskins | P | 3 | 17 | 5.7 | 9 | 0 | 0 | 0 | 0.0 | 0 | 0 | L | 20-26 |
| 11/20 | Cardinals | S | 4 | 53 | 13.3 | 30 | 0 | 0 | 0 | 0.0 | 0 | 0 | W | 30-24 |
| 11/24 | at Lions | S | 5 | 15 | 3.0 | 10 | 0 | 1 | 22 | 22.0 | 22 | 0 | L | 13-16 |
| 12/01 | Cowboys | P | 2 | 10 | 5.0 | 5 | 0 | 2 | 6 | 3.0 | 6 | 0 | L | 15-17 |
| 12/11 | at Jaguars | S | 3 | 18 | 6.0 | 11 | 0 | 0 | 0 | 0.0 | 0 | 0 | W | 25-16 |
| 12/18 | Colts | P | 5 | 49 | 9.8 | 19 | 0 | 0 | 0 | 0.0 | 0 | 0 | L | 6-34 |
| 12/24 | at Packers | S | 2 | 13 | 6.5 | 10 | 0 | 0 | 0 | 0.0 | 0 | 0 | L | 25-38 |
| 01/01 | Bears | P | 1 | 39 | 39.0 | 39 | 0 | 0 | 0 | 0.0 | 0 | 0 | W | 38-10 |
| 2016 TOTALS | | 16-8 | 52 | 453 | 8.7 | 39 | 2 | 7 | 43 | 6.1 | 22 | 0 | 8-8 | |

+ - Overtime

2015 GAME-BY-GAME REGULAR-SEASON STATISTICS (VIKINGS)

| DATE | OPPONENT | P/S | RECEIVING | | | | | RUSHING | | | | | W/L | SCORE |
|--------------------|--------------|-------------|-----------|-----------|------------|----------|----------|----------|-----------|------------|----------|----------|-------------|--------|
| | | | NO. | YDS. | AVG. | LG | TD | NO. | YDS. | AVG. | LG | TD | | |
| 09/14 | at 49ers | P | 1 | 1 | 1.0 | 1 | 0 | 0 | 0 | 0.0 | 0 | 0 | L | 3-20 |
| 09/20 | Lions | P | 0 | 0 | 0.0 | 0 | 0 | 0 | 0 | 0.0 | 0 | 0 | W | 26-16 |
| 09/27 | Chargers | P | 0 | 0 | 0.0 | 0 | 0 | 1 | 9 | 9.0 | 9 | 0 | W | 31-14 |
| 10/04 | at Broncos | S | 1 | 9 | 9.0 | 9 | 0 | 0 | 0 | 0.0 | 0 | 0 | L | 20-23 |
| 10/18 | Chiefs | P | 0 | 0 | 0.0 | 0 | 0 | 0 | 0 | 0.0 | 0 | 0 | W | 16-10 |
| 10/25 | at Lions | P | 0 | 0 | 0.0 | 0 | 0 | 0 | 0 | 0.0 | 0 | 0 | W | 28-19 |
| 11/01 | at Bears | P | 0 | 0 | 0.0 | 0 | 0 | 0 | 0 | 0.0 | 0 | 0 | W | 23-20 |
| 11/08 | Rams | P | 0 | 0 | 0.0 | 0 | 0 | 0 | 0 | 0.0 | 0 | 0 | W | 21-18+ |
| 11/15 | at Raiders | P | 0 | 0 | 0.0 | 0 | 0 | 1 | 6 | 6.0 | 6 | 0 | W | 30-14 |
| 11/22 | Packers | P | 0 | 0 | 0.0 | 0 | 0 | 0 | 0 | 0.0 | 0 | 0 | L | 13-30 |
| 11/29 | at Falcons | P | 0 | 0 | 0.0 | 0 | 0 | 0 | 0 | 0.0 | 0 | 0 | W | 20-10 |
| 12/06 | Seahawks | P | 0 | 0 | 0.0 | 0 | 0 | 0 | 0 | 0.0 | 0 | 0 | L | 7-38 |
| 12/10 | at Cardinals | P | 0 | 0 | 0.0 | 0 | 0 | 0 | 0 | 0.0 | 0 | 0 | L | 20-23 |
| 12/20 | Bears | P | 0 | 0 | 0.0 | 0 | 0 | 0 | 0 | 0.0 | 0 | 0 | W | 38-17 |
| 12/27 | Giants | P | 0 | 0 | 0.0 | 0 | 0 | 0 | 0 | 0.0 | 0 | 0 | W | 49-17 |
| 01/03 | at Packers | P | 0 | 0 | 0.0 | 0 | 0 | 0 | 0 | 0.0 | 0 | 0 | W | 20-13 |
| 2015 TOTALS | | 16-1 | 2 | 10 | 5.0 | 9 | 0 | 2 | 15 | 7.5 | 9 | 0 | 11-5 | |

+ - Overtime

2014 GAME-BY-GAME REGULAR-SEASON STATISTICS (VIKINGS)

| DATE | OPPONENT | P/S | RECEIVING | | | | | RUSHING | | | | | W/L | SCORE |
|--------------------|---------------|-------------|-----------|------------|-------------|-----------|----------|-----------|------------|-------------|------------|----------|------------|--------|
| | | | NO. | YDS. | AVG. | LG | TD | NO. | YDS. | AVG. | LG | TD | | |
| 09/07 | at Rams | S | 3 | 26 | 8.7 | 13 | 0 | 3 | 102 | 34.0 | 67t | 1 | W | 34-6 |
| 09/14 | Patriots | S | 4 | 56 | 14.0 | 26 | 0 | 0 | 0 | 0.0 | 0 | 0 | L | 7-30 |
| 09/21 | at Saints | P | 4 | 61 | 15.3 | 28 | 0 | 1 | -7 | -7.0 | -7 | 0 | L | 9-20 |
| 09/28 | Falcons | S | 2 | 38 | 19.0 | 22 | 0 | 0 | 0 | 0.0 | 0 | 0 | W | 41-28 |
| 10/02 | at Packers | S | 2 | 8 | 4.0 | 6 | 0 | 0 | 0 | 0.0 | 0 | 0 | L | 10-42 |
| 10/12 | Lions | S | 2 | 15 | 7.5 | 9 | 0 | 1 | 2 | 2.0 | 2 | 0 | L | 3-17 |
| 10/19 | at Bills | P | 2 | 9 | 4.5 | 5 | 1 | 1 | 3 | 3.0 | 3 | 0 | L | 16-17 |
| 10/26 | at Buccaneers | S | 6 | 86 | 14.3 | 28 | 0 | 1 | 10 | 10.0 | 10 | 0 | W | 19-13+ |
| 11/02 | Redskins | S | 1 | 9 | 9.0 | 9 | 0 | 0 | 0 | 0.0 | 0 | 0 | W | 29-26 |
| 11/16 | at Bears | P | 2 | 24 | 12.0 | 17 | 0 | 1 | 3 | 3.0 | 3 | 0 | L | 13-21 |
| 11/23 | Packers | P | 2 | 18 | 9.0 | 10 | 0 | 0 | 0 | 0.0 | 0 | 0 | L | 21-24 |
| 11/30 | Panthers | P | 0 | 0 | 0.0 | 0 | 0 | 0 | 0 | 0.0 | 0 | 0 | W | 31-13 |
| 12/07 | Jets | P | 0 | 0 | 0.0 | 0 | 0 | 1 | 6 | 6.0 | 6 | 0 | W | 30-24+ |
| 12/14 | at Lions | P | 2 | 16 | 8.0 | 9 | 0 | 0 | 0 | 0.0 | 0 | 0 | L | 14-16 |
| 12/21 | at Dolphins | P | 1 | 18 | 18.0 | 18 | 0 | 1 | -2 | -2.0 | -2 | 0 | L | 35-37 |
| 12/28 | Bears | P | 0 | 0 | 0.0 | 0 | 0 | 0 | 0 | 0.0 | 0 | 0 | W | 13-9 |
| 2014 TOTALS | | 16-7 | 33 | 384 | 11.6 | 28 | 1 | 10 | 117 | 11.7 | 67T | 1 | 7-9 | |

+ - Overtime

2013 GAME-BY-GAME REGULAR-SEASON STATISTICS (VIKINGS)

| DATE | OPPONENT | P/S | RECEIVING | | | | | RUSHING | | | | | W/L/T | SCORE |
|--------------------|-------------|-------------|-----------|------------|-------------|------------|----------|-----------|------------|-------------|------------|----------|---------------|--------|
| | | | NO. | YDS. | AVG. | LG | TD | NO. | YDS. | AVG. | LG | TD | | |
| 09/08 | at Lions | P | 1 | 10 | 10.0 | 10 | 0 | 0 | 0 | 0.0 | 0 | 0 | L | 24-34 |
| 09/15 | at Bears | P | 2 | 14 | 7.0 | 14 | 0 | 0 | 0 | 0.0 | 0 | 0 | L | 30-31 |
| 09/22 | Browns | P | 2 | 49 | 24.5 | 37 | 0 | 1 | 0 | 0.0 | 0 | 0 | L | 27-31 |
| 09/29 | Steelers | P | 1 | 9 | 9.0 | 9 | 0 | 0 | 0 | 0.0 | 0 | 0 | W | 34-27 |
| 10/13 | Panthers | P | 2 | 3 | 1.5 | 5 | 0 | 0 | 0 | 0.0 | 0 | 0 | L | 10-35 |
| 10/21 | at Giants | P | 3 | 22 | 7.3 | 15 | 0 | 1 | 2 | 2.0 | 2 | 0 | L | 7-23 |
| 10/27 | Packers | P | 2 | 26 | 13.0 | 17 | 0 | 0 | 0 | 0.0 | 0 | 0 | L | 31-44 |
| 11/03 | at Cowboys | P | 3 | 13 | 4.3 | 5 | 0 | 0 | 0 | 0.0 | 0 | 0 | L | 23-27 |
| 11/07 | Redskins | P | 2 | 22 | 11.0 | 20 | 1 | 0 | 0 | 0.0 | 0 | 0 | W | 34-27 |
| 11/17 | at Seahawks | S | 3 | 28 | 9.3 | 15 | 0 | 0 | 0 | 0.0 | 0 | 0 | L | 20-41 |
| 11/24 | at Packers | P | 8 | 54 | 6.8 | 21 | 0 | 0 | 0 | 0.0 | 0 | 0 | T | 26-26+ |
| 12/01 | Bears | S | 1 | 4 | 4.0 | 4 | 0 | 2 | 27 | 13.5 | 33t | 1 | W | 23-20+ |
| 12/08 | at Ravens | S | 5 | 141 | 28.2 | 79t | 1 | 1 | 6 | 6.0 | 6 | 0 | L | 26-29 |
| 12/15 | Eagles | S | 5 | 35 | 7.0 | 11 | 1 | 2 | 15 | 7.5 | 12 | 0 | W | 48-30 |
| 12/22 | at Bengals | S | 3 | 8 | 2.7 | 11 | 0 | 3 | 54 | 18.0 | 35t | 1 | L | 14-42 |
| 12/29 | Lions | S | 2 | 31 | 15.5 | 23 | 1 | 2 | 54 | 27.0 | 50t | 1 | W | 14-13 |
| 2013 TOTALS | | 16-6 | 45 | 469 | 10.4 | 79T | 4 | 12 | 158 | 13.2 | 50T | 3 | 5-10-1 | |

+ - Overtime

2020 GAME-BY-GAME POSTSEASON STATISTICS (BEARS)

| DATE | OPPONENT | P/S | RECEIVING | | | | | RUSHING | | | | | W/L | SCORE |
|--------------------|-----------|------------|-----------|----------|------------|----------|----------|----------|----------|------------|----------|----------|------------|-------|
| | | | NO. | YDS. | AVG. | LG | TD | NO. | YDS. | AVG. | LG | TD | | |
| 01/10 | at Saints | P | 0 | 0 | 0.0 | 0 | 0 | 1 | 2 | 2.0 | 2 | 0 | L | 9-21 |
| 2020 TOTALS | | 1-0 | 0 | 0 | 0.0 | 0 | 0 | 1 | 2 | 2.0 | 2 | 0 | 0-1 | |

2018 GAME-BY-GAME POSTSEASON STATISTICS (PATRIOTS)

| DATE | OPPONENT | P/S | RECEIVING | | | | | RUSHING | | | | | W/L | SCORE |
|--------------------|-----------|------------|-----------|-----------|------------|-----------|----------|----------|-----------|------------|----------|----------|------------|--------|
| | | | NO. | YDS. | AVG. | LG | TD | NO. | YDS. | AVG. | LG | TD | | |
| 01/13 | Chargers | P | 0 | 0 | 0.0 | 0 | 0 | 1 | 3 | 3.0 | 3 | 0 | W | 41-28 |
| 01/20 | at Chiefs | P | 2 | 18 | 9.0 | 15 | 0 | 0 | 0 | 0.0 | 0 | 0 | W | 37-31+ |
| 02/03 | at Rams | P | 2 | 14 | 7.0 | 9 | 0 | 2 | 7 | 3.5 | 6 | 0 | W | 13-3 |
| 2018 TOTALS | | 3-0 | 4 | 32 | 8.0 | 15 | 0 | 3 | 10 | 3.3 | 6 | 0 | 3-0 | |

+ - Overtime

2015 GAME-BY-GAME POSTSEASON STATISTICS (VIKINGS)

| DATE | OPPONENT | P/S | RECEIVING | | | | | RUSHING | | | | | W/L | SCORE |
|--------------------|----------|------------|-----------|----------|------------|----------|----------|----------|----------|------------|----------|----------|------------|-------|
| | | | NO. | YDS. | AVG. | LG | TD | NO. | YDS. | AVG. | LG | TD | | |
| 01/10 | Seahawks | P | 0 | 0 | 0.0 | 0 | 0 | 0 | 0 | 0.0 | 0 | 0 | L | 9-10 |
| 2015 TOTALS | | 1-0 | 0 | 0 | 0.0 | 0 | 0 | 0 | 0 | 0.0 | 0 | 0 | 0-1 | |



GEORGE^{WR}
PICKENS

HEIGHT: 6-3
WEIGHT: 200
COLLEGE: Georgia
BORN: March 4, 2001

HOW ACQUIRED: 02'22
NFL EXPERIENCE: 3rd year
BIRTHPLACE: Hoover, AL



PRO CAREER

- ✦ Has played in 34 regular-season games (28 starts) over two-year NFL career (Pittsburgh 2022-23)
- ✦ Has registered 115 receptions for 1,941 yards (16.9 avg.) and nine TDs
- ✦ Has rushed six times for 42 yards (7.0 avg.) and one TD
- ✦ His six 100-yard receiving games in 2023 are tied for the third-most by a Steelers player in their first two seasons in the NFL
- ✦ First wideout in franchise history to have multiple TD receptions of at least 66 yards in the same game (Week 16 of 2023 vs. Cincinnati)
- ✦ His 86-yard TD reception vs. Cincinnati in Week 16 of 2023 was the longest TD catch by the Steelers since JuJu Smith-Schuster had a 97-yard TD in Week 8 of 2017 at Detroit
- ✦ His 86-yard TD reception was the longest play from scrimmage in the NFL in 2023
- ✦ Led the NFL with three TD receptions of at least 65 yards in 2023
- ✦ His 48.8 yards/catch vs. Cincinnati in Week 16 of 2023 is the best in franchise history (min. four receptions) – previous record was 43.4 yards/catch by Theo Bell in Week 13 of 1980 vs. Miami
- ✦ His 48.8 yards/catch vs. Cincinnati in Week 16 of 2023 is the best in the NFL (min. four receptions) since Philadelphia's DeSean Jackson had four receptions for 210 yards (52.5 avg.) in Week 14 of 2010 at Dallas
- ✦ His 48.8 yards/catch vs. Cincinnati in Week 16 of 2023 is the third-best since the 1970 AFL-NFL merger (min. four receptions)
- ✦ His 802 receiving yards are the fifth-most in a season by a rookie in franchise history
- ✦ His 52 receptions are the seventh-most in a season by a rookie in franchise history
- ✦ Made NFL debut in Week 1 of 2022 (at Cincinnati)
- ✦ Made NFL starting debut in Week 1 of 2022 (at Cincinnati)

2023 (STEELERS)

- ✦ Played in 17 regular-season games (16 starts)
- ✦ Caught 63 passes for 1,140 yards (18.1 avg.) and five TDs
- ✦ His 18.1 yards/reception was the second-best in the NFL (min. two receptions/game)
- ✦ His 18.1 yards/reception was tied for the fourth-best in franchise history since 2000 (min. two receptions/game)
- ✦ Registered five 100-yard receiving games
- ✦ His five 100-yard receiving games are tied for the eighth-most in single-season franchise history
- ✦ Connected with QB Mason Rudolph on the Steelers' second offensive play of the game for an 86-yard TD pass vs. Cincinnati in Week 16
- ✦ The TD reception was the longest of his career, longest pass play of the season for the Steelers and longest since Week 12 of 2018 at Denver when Ben Roethlisberger connected with JuJu Smith-Schuster for a 97-yard TD
- ✦ Recorded a career-best and team-high 195 receiving yards and two TDs on four receptions in Week 16 vs. Cincinnati
- ✦ His 195 yards receiving vs. Cincinnati in Week 16 was the most by a Steelers wideout since Antonio Brown had 213 in Week 14 of 2017 vs. Baltimore
- ✦ First wideout to have multiple TD receptions of at least 66 yards in the same game in franchise history
- ✦ His 86-yard TD reception vs. Cincinnati in Week 16 was the longest TD catch by the Steelers since JuJu Smith-Schuster had a 97-yard TD in Week 8 of 2017 at Detroit
- ✦ Led the NFL with three TD receptions of at least 65 yards
- ✦ His 48.8 yards/catch vs. Cincinnati in Week 16 of 2023 is the best in franchise history (min. four receptions) – previous record was 43.4 yards/catch by Theo Bell in Week 13 of 1980 vs. Miami
- ✦ His 48.8 yards/catch vs. Cincinnati in Week 16 of 2023 is the best in the NFL (min. four receptions) since Philadelphia's DeSean Jackson had four receptions for 210 yards (52.5 avg.) in Week 14 of 2010 at Dallas
- ✦ His 48.8 yards/catch vs. Cincinnati in Week 16 of 2023 is the third-best since the 1970 AFL-NFL merger (min. four receptions)
- ✦ Sixth wide receiver in the NFL to register multiple 60+ yard TD receptions in the same game since 2006 (Tyree Hill, Week 13 of 2023, Gabe Davis, Week 5 of 2022, Ja'Marr Chase, Week 17 of 2022, Odell Beckham Jr., Week 6 of 2016 and Lee Evans, Week 11 of 2006)
- ✦ First wide receiver in franchise history to register at least 195 yards and two receiving TDs in a game since Antonio Brown in Week 3 of 2013 vs. Chicago (196 yards and two TD)
- ✦ Caught seven passes for 131 yards (18.7 avg.), including a 37-yard grab, in Week 17 at Seattle
- ✦ First Steelers wideout with back-to-back 100-yard receiving games since Dontae Johnson in Week 10 (vs. Cincinnati) and Week 11 (at Jacksonville) of 2020
- ✦ His 326 receiving yards in Weeks 16 and 17 (195 vs. Cincinnati; 131 at Seattle) is the fourth-most in a two-game span in franchise history
- ✦ Caught three passes for 58 yards, including a 43-yard reception, in Week 12 at Cincinnati
- ✦ Caught five passes for 107 yards, including a 31-yard reception, in Week 7 at L.A. Rams
- ✦ Connected with QB Mitch Trubisky for a 22-yard TD pass in Week 8 vs. Jacksonville
- ✦ Recorded 100-yard receiving games in consecutive games (Week 5 vs. Baltimore and Week 7 at L.A. Rams)
- ✦ Connected with QB Kenny Pickett for a 41-yard TD pass that gave the Steelers a 14-10 lead with 1:17 left in the fourth quarter in Week 5 vs. Baltimore
- ✦ Caught career-high tying six passes for 130 yards (21.7 avg.) and one TD in Week 5 vs. Baltimore
- ✦ Caught four passes for 127 yards (31.8 avg.) and one TD in the Week 2 victory over Cleveland
- ✦ Connected with QB Kenny Pickett for a 71-yard TD pass that gave the Steelers a 16-11 lead with 6:16 left in the second quarter

2022 (STEELERS)

- ✦ Played in 17 regular-season games (12 starts)
- ✦ Ranked third-best on the team in receptions (52), second in receiving yards (801) and first in receiving touchdowns (four)
- ✦ Ranked second in the League among rookies in yards per reception (15.4; min. 25 receptions), tied for third in receiving touchdowns and fourth in receptions and receiving yards
- ✦ Added on three rushes for 24 yards and one touchdown
- ✦ One of seven rookie wide receivers to register a 100-yard receiving game this season
- ✦ Made 16 catches on 20-plus yard throws, nine more 20-plus yard catches than any other rookie
- ✦ Led all rookies in contest catches with 19
- ✦ Notched his first 100-yard receiving game in just his fourth game in the League in Week 4 vs. N.Y. Jets, setting career-highs in receptions (six) and receiving yards (102)
- ✦ His 100-yard performance in Week 4 was the first by a Steelers wideout since Diontae Johnson in 2021 vs. Baltimore (12/5/21), the first by a Steelers rookie since Najee Harris in 2021 vs. Cincinnati (9/26/21) and the only 100-yard performance by a Steelers wideout during the 2022 season
- ✦ Led the team in receptions (six) and receiving yards (83) in Week 5 at Buffalo
- ✦ Registered the first receiving touchdown of his career in Week 7 at Miami on a seven-yard pass from QB Kenny Pickett
- ✦ Punched in his first rushing touchdown on a one-yard run in Week 10 vs. New Orleans, also adding a career-long 22-yard run
- ✦ Led the receiving corps with 83 yards and a touchdown in Week 11 vs. Cincinnati
- ✦ Hauled in a season-long 42-yard reception in Week 14 vs. Baltimore, finishing the day with three receptions for 78 yards
- ✦ Caught a 14-yard touchdown with 46 seconds remaining the fourth quarter to give the Steelers a 13-10 victory in Week 16 vs. Las Vegas
- ✦ The 14-yard TD catch from QB Kenny Pickett marked only the fourth instance in the Super Bowl era of a rookie WR catching a game-winning TD from a rookie QB in the final two minutes of regulation
- ✦ Registered a 31-yard touchdown in Week 18 vs. Cleveland, his longest touchdown of the season, to finish with 72 yards on three receptions

TRANSACTIONS

- ✦ Signed a four-year contract with the Steelers on May 13, 2022
- ✦ Drafted by the Pittsburgh Steelers in the 2nd round (52nd overall) in the 2022 NFL Draft

PERSONAL

- ✦ Selected to play for Team Flash at the 2019 Under Armour All-American Game, snagging four receptions for 55 yards
- ✦ 247sports.com five-star prospect, #24 prospect nationally, #4 wide receiver nationally, #1 prospect in Alabama
- ✦ ESPN.com four-star prospect, #6 WR nationally, #54 prospect nationally, #5 prospect in Alabama
- ✦ Rivals.com five-star prospect, #7 prospect nationally, #2 WR nationally, #1 prospect in Alabama
- ✦ Listed at No. 14 on the USA Today Chosen 25 for the nation's top overall prospects
- ✦ Honored as a finalist for the 2018 Alabama Sports Writers Association Class 7A Player of the Year Award
- ✦ Named to the 2018 All-USA Alabama First Team offense by the USA Today
- ✦ Helped the Buccaneers to a 9-4 record, the Region 3-7A title and the semifinals of the 2018 AHSAA Class 7A playoffs
- ✦ Finished his senior season with 69 catches for 1,368 yards and 16 TDs to go along with a KO return TD
- ✦ Named to AL.com's 2018 Super All-State Team and the All-Birmingham First Team offense
- ✦ Competed in the 2018 Alabama-Mississippi All-Star Game, earning Alabama MVP honors after catching nine passes for 155 yards and two TDs
- ✦ Named to the 2018 MaxPreps All-American Second Team offense
- ✦ Tabbed at No. 6 on AL.com's 2018 Preseason A-List
- ✦ Part of the Buccaneers' teams that won back-to-back AHSAA Class 7A State titles in 2017 (11-3) and 2016 (12-2)
- ✦ As a junior in 2017, he caught 46 passes for 735 yards and five TDs, while adding two punt returns for scores
- ✦ Named to AL.com's 2017 All-Birmingham Team as an athlete, as well as Class 7A First Team All-State offense by the ASWA, All-USA Alabama First Team offense by the USA Today and AL.com All-State Team Honorable Mention
- ✦ Competed at the Nike's The Opening Regional camp in Atlanta in July 2017
- ✦ Recipient of the A.J. Green Family Football Scholarship
- ✦ Younger brother Chris Humes played collegiately at Arkansas State and professionally for the CFL's Winnipeg Bombers.

COLLEGE

- ✦ Played in 26 games in his three-year Georgia career (missed much of the 2021 season after suffering a knee injury in late March)
- ✦ Registered 90 receptions for 1,347 yards with 14 touchdowns
- ✦ Pre-season All-American 2nd team pick by Walter Camp (2021)
- ✦ Second-team pre-season All-SEC as voted by the league's 14 head coach (2021)
- ✦ Started in all eight games in which he played (2020)
- ✦ Tied with K. Jackson for team receiving honors with 36 catches for 513 yards and a team-high six TDs (2020)
- ✦ Caught seven passes for 135 yards, including a then-career-long 51-yarder, in Chick-fil-A Peach Bowl win over Cincinnati (2020)
- ✦ Season-high eight receptions for 87 yards and a TD vs. Mississippi State (2020)
- ✦ Caught a pair of TD passes in win at Missouri, including a key score with :37 left before halftime (2020)
- ✦ Team-high five receptions for 53 yards vs. Alabama (2020)
- ✦ Caught four passes for 47 yards and the team's first TD of 2020, a 19-yarder, in Georgia's win at Arkansas
- ✦ Named to the pre-season watch list for the Fred Biletnikoff Award (nation's top WR) (2020)
- ✦ Named Pre-Season All-SEC Second Team, as selected by the media covering the league (2020)
- ✦ Coaches' Freshman All-SEC Team (2019)
- ✦ Co-winner of Offensive Newcomer of the Year award, given at team's post-season awards gala (2019)
- ✦ Played in all 14 games, earning his first start vs. Kentucky (2019)
- ✦ Started in Sugar Bowl win over Baylor (2019)
- ✦ Finished season with 49 catches for 727 yards, both team highs (2019)
- ✦ Led the Bulldogs in TD catches with eight (2019)
- ✦ Had 12 catches for 175 yards and a TD in the Sugar Bowl, earning MVP honors (2019)
- ✦ His 12 grabs tied a UGA bowl record and were the most by a Bulldog receiver in 17 seasons (2019)
- ✦ Two of his five catches vs. Missouri went for scores (25 & 18 yards) (2019)
- ✦ First TD catch was a second-quarter score, from 15 yards out, vs. Murray State (2019)
- ✦ Season highs of seven catches and 98 yards both came vs. South Carolina (2019)
- ✦ Team-high four catches for 35 yards vs. Kentucky (2019)

GEORGE PICKENS' NFL REGULAR SEASON RUSHING/RECEIVING STATISTICS

| DATE | TEAM | GP | GS | RECEIVING | | | | | RUSHING | | | | |
|-------------------|----------|-----------|-----------|------------|--------------|-------------|------------|----------|----------|-----------|------------|-----------|----------|
| | | | | NO. | YDS. | AVG. | LG | TD | NO. | YDS. | AVG. | LG | TD |
| 2022 | Steelers | 17 | 12 | 52 | 801 | 15.4 | 42 | 4 | 3 | 24 | 8.0 | 22 | 1 |
| 2023 | Steelers | 17 | 16 | 63 | 1,140 | 18.1 | 86t | 5 | 3 | 18 | 6.0 | 16 | 0 |
| 2024 | Steelers | 1 | 1 | 6 | 85 | 14.2 | 40 | 0 | 1 | -10 | -10.0 | -10 | 0 |
| NFL TOTALS | | 35 | 29 | 121 | 2,026 | 16.7 | 86T | 9 | 7 | 32 | 4.6 | 22 | 1 |

GEORGE PICKENS' NFL POSTSEASON RUSHING/RECEIVING STATISTICS

| DATE | TEAM | GP | GS | RECEIVING | | | | | RUSHING | | | | |
|-------------------|----------|----------|----------|-----------|-----------|-------------|-----------|----------|----------|-----------|-------------|-----------|----------|
| | | | | NO. | YDS. | AVG. | LG | TD | NO. | YDS. | AVG. | LG | TD |
| 2023 | Steelers | 1 | 1 | 5 | 50 | 10.0 | 19 | 0 | 1 | 15 | 15.0 | 15 | 0 |
| NFL TOTALS | | 1 | 1 | 5 | 50 | 10.0 | 19 | 0 | 1 | 15 | 15.0 | 15 | 0 |

GEORGE PICKENS' NFL REGULAR SEASON RETURN STATISTICS

| DATE | TEAM | KICKOFF RETURNS | | | | | PUNT RETURNS | | | | | |
|-------------------|----------|-----------------|----------|------------|----------|----------|--------------|----------|----------|------------|----------|----------|
| | | RET. | YDS. | AVG. | LG | TD | NO. | FC | YDS. | AVG. | LG | TD |
| 2022 | Steelers | 0 | 0 | 0.0 | 0 | 0 | 0 | 0 | 0 | 0.0 | 0 | 0 |
| 2023 | Steelers | 1 | 7 | 7.0 | 7 | 0 | 0 | 0 | 0 | 0.0 | 0 | 0 |
| 2024 | Steelers | 0 | 0 | 0.0 | 0 | 0 | 0 | 0 | 0 | 0.0 | 0 | 0 |
| NFL TOTALS | | 1 | 7 | 7.0 | 7 | 0 | 0 | 0 | 0 | 0.0 | 0 | 0 |

GEORGE PICKENS' NFL POSTSEASON RETURN STATISTICS

| DATE | TEAM | KICKOFF RETURNS | | | | | PUNT RETURNS | | | | | |
|-------------------|----------|-----------------|----------|------------|----------|----------|--------------|----------|----------|------------|----------|----------|
| | | RET. | YDS. | AVG. | LG | TD | NO. | FC | YDS. | AVG. | LG | TD |
| 2023 | Steelers | 0 | 0 | 0.0 | 0 | 0 | 0 | 0 | 0 | 0.0 | 0 | 0 |
| NFL TOTALS | | 0 | 0 | 0.0 | 0 | 0 | 0 | 0 | 0 | 0.0 | 0 | 0 |

SINGLE-GAME HIGHS: RUSHING/RECEIVING

| | | | |
|--------------------|--|------------------------|---|
| Rush Attempts | 2 vs. New Orleans Saints, Nov 13, 2022 1 at Baltimore Ravens, Jan 06, 2024 ...3 more at 1. | Receiving TDs | 2 vs. Cincinnati Bengals, Dec 23, 2023 1 vs. Jacksonville Jaguars, Oct 29, 2023 ...6 more at 1. |
| Rushing Yards | 23 vs. New Orleans Saints, Nov 13, 2022 16 vs. Baltimore Ravens, Oct 08, 2023 | All-Purpose Yards | 195 vs. Cincinnati Bengals, Dec 23, 2023 146 vs. Baltimore Ravens, Oct 08, 2023 |
| Longest Runs | 22 vs. New Orleans Saints, Nov 13, 2022 16 vs. Baltimore Ravens, Oct 08, 2023 | Kickoff Returns | 1 at Cincinnati Bengals, Nov 26, 2023 |
| Rushing TDs | 1 vs. New Orleans Saints, Nov 13, 2022 | Kickoff Return Yards | 7 at Cincinnati Bengals, Nov 26, 2023 |
| Receptions | 7 at Seattle Seahawks, Dec 31, 2023 6 at Atlanta Falcons, Sep 08, 2024 ...4 more at 6. | Longest Kickoff Return | 7 at Cincinnati Bengals, Nov 26, 2023 |
| Receiving Yards | 195 vs. Cincinnati Bengals, Dec 23, 2023 131 at Seattle Seahawks, Dec 31, 2023 | Most TDs | 2 vs. Cincinnati Bengals, Dec 23, 2023 1 vs. Jacksonville Jaguars, Oct 29, 2023 ...7 more at 1. |
| Receiving Average | 48.8 vs. Cincinnati Bengals, Dec 23, 2023 31.8 vs. Cleveland Browns, Sep 18, 2023 | Miscellaneous Tackles | 1 vs. New England Patriots, Sep 18, 2022 |
| Longest Receptions | 86t vs. Cincinnati Bengals, Dec 23, 2023 71t vs. Cleveland Browns, Sep 18, 2023 | | |

SINGLE-GAME HIGHS - POSTSEASON: RUSHING/RECEIVING

| | | | |
|---------------|-----------------------------------|--------------------|--|
| Rush Attempts | 1 at Buffalo Bills, Jan 15, 2024 | Receiving Yards | 50 at Buffalo Bills, Jan 15, 2024 |
| Rushing Yards | 15 at Buffalo Bills, Jan 15, 2024 | Receiving Average | 10.0 at Buffalo Bills, Jan 15, 2024 |
| Longest Runs | 15 at Buffalo Bills, Jan 15, 2024 | Longest Receptions | 19 at Buffalo Bills, Jan 15, 2024 13 at Buffalo Bills, Jan 15, 2024 8 at Buffalo Bills, Jan 15, 2024 5 at Buffalo Bills, Jan 15, 2024 5 at Buffalo Bills, Jan 15, 2024 |
| Receptions | 5 at Buffalo Bills, Jan 15, 2024 | All-Purpose Yards | 65 at Buffalo Bills, Jan 15, 2024 |

100-YARD RECEIVING GAMES (6): REGULAR SEASON

| DATE | TEAM | NO. | YDS. | AVG. | LG | TD |
|----------|-------------|-----|------|------|-----|----|
| 10/02/22 | JETS | 6 | 102 | 17.0 | 27 | 0 |
| 09/18/23 | BROWNS | 6 | 127 | 31.8 | 71t | 1 |
| 10/08/23 | RAVENS | 6 | 130 | 21.7 | 41t | 1 |
| 10/22/23 | at Rams | 5 | 107 | 21.4 | 31 | 0 |
| 12/23/23 | BENGALS | 4 | 195 | 48.8 | 86t | 2 |
| 12/31/23 | at Seahawks | 7 | 131 | 18.7 | 37 | 0 |

2024 GAME-BY-GAME REGULAR-SEASON STATISTICS (STEELERS)

| DATE | OPPONENT | P/S | RECEIVING | | | | | RUSHING | | | | | W/L | SCORE |
|--------------------|------------|------------|-----------|-----------|-------------|-----------|----------|----------|------------|--------------|------------|----------|------------|-------|
| | | | NO. | YDS. | AVG. | LG | TD | NO. | YDS. | AVG. | LG | TD | | |
| 09/08 | at Falcons | S | 6 | 85 | 14.2 | 40 | 0 | 1 | -10 | -10.0 | -10 | 0 | W | 18-10 |
| 2024 TOTALS | | 1-1 | 6 | 85 | 14.2 | 40 | 0 | 1 | -10 | -10.0 | -10 | 0 | 1-0 | |

2023 GAME-BY-GAME REGULAR-SEASON STATISTICS (STEELERS)

| DATE | OPPONENT | P/S | RECEIVING | | | | | RUSHING | | | | | W/L | SCORE |
|--------------------|-------------|-------|-----------|--------------|-------------|------------|----------|----------|-----------|------------|-----------|----------|-------------|-------|
| | | | NO. | YDS. | AVG. | LG | TD | NO. | YDS. | AVG. | LG | TD | | |
| 09/10 | 49ers | S | 5 | 36 | 7.2 | 9 | 0 | 0 | 0 | 0.0 | 0 | 0 | L | 7-30 |
| 09/18 | Browns | S | 4 | 127 | 31.8 | 71t | 1 | 0 | 0 | 0.0 | 0 | 0 | W | 26-22 |
| 09/24 | at Raiders | S | 4 | 75 | 18.8 | 32 | 0 | 0 | 0 | 0.0 | 0 | 0 | W | 23-18 |
| 10/01 | at Texans | S | 3 | 25 | 8.3 | 17 | 0 | 0 | 0 | 0.0 | 0 | 0 | L | 6-30 |
| 10/08 | Ravens | S | 6 | 130 | 21.7 | 41t | 1 | 1 | 16 | 16.0 | 16 | 0 | W | 17-10 |
| 10/22 | at Rams | S | 5 | 107 | 21.4 | 31 | 0 | 0 | 0 | 0.0 | 0 | 0 | W | 24-17 |
| 10/29 | Jaguars | S | 1 | 22 | 22.0 | 22t | 1 | 0 | 0 | 0.0 | 0 | 0 | L | 10-20 |
| 11/02 | Titans | S | 2 | -1 | -0.5 | 2 | 0 | 0 | 0 | 0.0 | 0 | 0 | W | 20-16 |
| 11/12 | Packers | S | 3 | 45 | 15.0 | 28 | 0 | 0 | 0 | 0.0 | 0 | 0 | W | 23-19 |
| 11/19 | at Browns | S | 4 | 38 | 9.5 | 14 | 0 | 1 | -1 | -1.0 | -1 | 0 | L | 10-13 |
| 11/26 | at Bengals | S | 3 | 58 | 19.3 | 43 | 0 | 0 | 0 | 0.0 | 0 | 0 | W | 16-10 |
| 12/03 | Cardinals | S | 4 | 86 | 21.5 | 38 | 0 | 0 | 0 | 0.0 | 0 | 0 | L | 10-24 |
| 12/07 | Patriots | S | 5 | 19 | 3.8 | 7 | 0 | 0 | 0 | 0.0 | 0 | 0 | L | 18-21 |
| 12/16 | at Colts | S | 3 | 47 | 15.7 | 17 | 0 | 0 | 0 | 0.0 | 0 | 0 | L | 13-30 |
| 12/23 | Bengals | S | 4 | 195 | 48.8 | 86t | 2 | 0 | 0 | 0.0 | 0 | 0 | W | 34-11 |
| 12/31 | at Seahawks | P | 7 | 131 | 18.7 | 37 | 0 | 0 | 0 | 0.0 | 0 | 0 | W | 30-23 |
| 01/06 | at Ravens | S | 0 | 0 | 0.0 | 0 | 0 | 1 | 3 | 3.0 | 3 | 0 | W | 17-10 |
| 2023 TOTALS | | 17-16 | 63 | 1,140 | 18.1 | 86T | 5 | 3 | 18 | 6.0 | 16 | 0 | 10-7 | |

2022 GAME-BY-GAME REGULAR-SEASON STATISTICS (STEELERS)

| DATE | OPPONENT | P/S | RECEIVING | | | | | RUSHING | | | | | W/L | SCORE |
|--------------------|-------------|-------|-----------|------------|-------------|-----------|----------|----------|-----------|------------|-----------|----------|------------|--------|
| | | | NO. | YDS. | AVG. | LG | TD | NO. | YDS. | AVG. | LG | TD | | |
| 09/11 | at Bengals | S | 1 | 3 | 3.0 | 3 | 0 | 0 | 0 | 0.0 | 0 | 0 | W | 23-20+ |
| 09/18 | Patriots | P | 1 | 23 | 23.0 | 23 | 0 | 0 | 0 | 0.0 | 0 | 0 | L | 14-17 |
| 09/22 | at Browns | P | 3 | 39 | 13.0 | 36 | 0 | 0 | 0 | 0.0 | 0 | 0 | L | 17-29 |
| 10/02 | Jets | S | 6 | 102 | 17.0 | 27 | 0 | 0 | 0 | 0.0 | 0 | 0 | L | 20-24 |
| 10/09 | at Bills | P | 6 | 83 | 13.8 | 29 | 0 | 0 | 0 | 0.0 | 0 | 0 | L | 3-38 |
| 10/16 | Buccaneers | S | 3 | 27 | 9.0 | 14 | 0 | 1 | 1 | 1.0 | 1 | 0 | W | 20-18 |
| 10/23 | at Dolphins | P | 6 | 61 | 10.2 | 30 | 1 | 0 | 0 | 0.0 | 0 | 0 | L | 10-16 |
| 10/30 | at Eagles | S | 0 | 0 | 0.0 | 0 | 0 | 0 | 0 | 0.0 | 0 | 0 | L | 13-35 |
| 11/13 | Saints | S | 3 | 32 | 10.7 | 14 | 0 | 2 | 23 | 11.5 | 22 | 1 | W | 20-10 |
| 11/20 | Bengals | S | 4 | 83 | 20.8 | 33 | 1 | 0 | 0 | 0.0 | 0 | 0 | L | 30-37 |
| 11/28 | at Colts | P | 3 | 57 | 19.0 | 35 | 0 | 0 | 0 | 0.0 | 0 | 0 | W | 24-17 |
| 12/04 | at Falcons | S | 1 | 2 | 2.0 | 2 | 0 | 0 | 0 | 0.0 | 0 | 0 | W | 19-16 |
| 12/11 | Ravens | S | 3 | 78 | 26.0 | 42 | 0 | 0 | 0 | 0.0 | 0 | 0 | L | 14-16 |
| 12/18 | at Panthers | S | 2 | 53 | 26.5 | 38 | 0 | 0 | 0 | 0.0 | 0 | 0 | W | 24-16 |
| 12/24 | Raiders | S | 5 | 57 | 11.4 | 25 | 1 | 0 | 0 | 0.0 | 0 | 0 | W | 13-10 |
| 01/01 | at Ravens | S | 2 | 29 | 14.5 | 15 | 0 | 0 | 0 | 0.0 | 0 | 0 | W | 16-13 |
| 01/08 | Browns | S | 3 | 72 | 24.0 | 31t | 1 | 0 | 0 | 0.0 | 0 | 0 | W | 28-14 |
| 2022 TOTALS | | 17-12 | 52 | 801 | 15.4 | 42 | 4 | 3 | 24 | 8.0 | 22 | 1 | 9-8 | |

+ - Overtime

2023 GAME-BY-GAME POSTSEASON STATISTICS (STEELERS)

| DATE | OPPONENT | P/S | RECEIVING | | | | | RUSHING | | | | | W/L | SCORE |
|--------------------|----------|-----|-----------|-----------|-------------|-----------|----------|----------|-----------|-------------|-----------|----------|------------|-------|
| | | | NO. | YDS. | AVG. | LG | TD | NO. | YDS. | AVG. | LG | TD | | |
| 01/15 | at Bills | S | 5 | 50 | 10.0 | 19 | 0 | 1 | 15 | 15.0 | 15 | 0 | L | 17-31 |
| 2023 TOTALS | | 1-1 | 5 | 50 | 10.0 | 19 | 0 | 1 | 15 | 15.0 | 15 | 0 | 0-1 | |



JOEY CB
PORTER JR.

HEIGHT: 6-2
WEIGHT: 193
COLLEGE: Penn State
BORN: July 26, 2000

HOW ACQUIRED: D2a '23
NFL EXPERIENCE: 2nd year
BIRTHPLACE: Bakersfield, CA



PRO CAREER

- ✦ Has played in 17 regular-season games (11 starts) over his one-year NFL career (Steelers 2023)
- ✦ Has registered 42 tackles (32 solo), 10 passes defended, one interception and one tackle for loss
- ✦ Made NFL debut in Week 1 of 2023 (vs. San Francisco)
- ✦ Made NFL starting debut in Week 8 of 2023 (vs. Jacksonville)
- ✦ Selected to the 2023 Pro Football Writers of America (PFWA) All-Rookie team
- ✦ Captured the Joe Greene Great Performance Award, presented to the team's top rookie
- ✦ Finalist for Associated Press NFL Defensive Rookie of the Year

2023 (STEELERS)

- ✦ Played in 17 regular-season games (11 starts)
- ✦ Registered 42 tackles (32 solo), 10 passes defended, one interception and one tackle for loss
- ✦ Selected to the 2023 Pro Football Writers of America (PFWA) All-Rookie team
- ✦ Captured the Joe Greene Great Performance Award, presented to the team's top rookie
- ✦ Finalist for Associated Press NFL Defensive Rookie of the Year
- ✦ Registered a 47.6% completion percentage on targets and 70.1 allowed passer rating
- ✦ His 47.6% completion percentage on targets and 70.1 allowed passer rating were the League's best among qualifying rookies (min. 60 targets)
- ✦ His 47.6% completion percentage on targets was the second-best among all players in the NFL in 2023

TRANSACTIONS

- ✦ Signed a four-year contract with Pittsburgh on July 26, 2023
- ✦ Drafted by the Steelers in the second round (32nd overall) of the 2023 NFL Draft

PERSONAL

- ✦ Full name is Joey Eugene Porter Jr.
- ✦ Son of Christy and Joey Porter Sr.
- ✦ Has two brothers, Jacob and Willie, and two sisters, Jayla and Jasmine
- ✦ Father, Joey Sr., was the outside linebackers coach for the NFL's Pittsburgh Steelers (2015-18)
- ✦ Father played football at Colorado State (1995-99) and played 13 seasons for the NFL's Pittsburgh Steelers, Miami Dolphins and Arizona Cardinals
- ✦ Cousin, Jason Gildon, played football at Oklahoma State (1990-94) and played 10 years for the Steelers and one season for the Jacksonville Jaguars
- ✦ Cousin, Larry Birdine Jr., played football at Oklahoma State and three seasons in the NFL
- ✦ Cousin, Sheldon Croney Jr., currently plays football at Iowa State
- ✦ Hobbies include playing video games
- ✦ Has volunteered feeding the homeless and at special needs activity day
- ✦ Plans to take over his mother's business, The Jasmine Nyree Day Center, working with autistic children after his NFL career

COLLEGE

- ✦ Appeared in 35 games (31 starts) at Penn State (2019-22)
- ✦ Recorded 94 tackles (87 solo), two tackles for loss, 1.0 sack, one interception, 20 pass breakups, one forced fumble and one fumble recovery
- ✦ Registered school-record six pass breakups at Purdue in 2022, which tied a then-Big Ten record for a single game with Michigan's Jourdan Lewis (vs. Michigan State, 2015) and Minnesota's Michael Carter (vs. Purdue, 2012)
- ✦ The six breakups were tied for the second-most in an FBS game this in '22
- ✦ Named 2022 All-American second team by the AFCA, Associated Press, FWAA, Walter Camp Football Foundation and CBS Sports
- ✦ Named 2022 All-Big Ten first team by the coaches and media
- ✦ Tabbed 2022 Associated Press All-Big Ten first team
- ✦ Named 2022 Pro Football Focus All-Big Ten second team
- ✦ Earned the team's 2022 Most Valuable Defensive Player
- ✦ 2022 Jim Thorpe Award, Chuck Bednarik Award and Lott IMPACT Trophy semifinalist
- ✦ Earned the 2022 Bednarik Award National Player of the Week (Sept. 6)
- ✦ Named 2021 All-Big Ten third team by the coaches and honorable mention by the media
- ✦ Earned 2021 All-Big Ten third team honors from the media and honorable mention from the coaches
- ✦ Named Big Ten Freshman of the Week (Dec. 7)
- ✦ Targeted 14 times in 2022 season opener vs. Purdue (had school-record 6 PBUs)
- ✦ Targeted only 16 times over final nine games (with 5 PBUs) in 2022
- ✦ Led Power 5 with a 40.0 forced incompleteness percentage

JOEY PORTER JR.'S NFL REGULAR SEASON DEFENSIVE STATISTICS

| DATE | TEAM | GP | GS | TK | S | TACKLES | | | | | INTERCEPTIONS | | | | | O. FUMB | | | | | ST | | | | | MISC | | | | | | | | |
|-------------------|----------|-----------|-----------|-----------|-----------|-----------|----------|----------|------------|------------|---------------|----------|----------|----------|----------|-----------|----------|----------|----------|----------|----------|----------|----------|----------|----------|----------|----------|----------|----------|----------|----------|----------|----------|----------|
| | | | | | | A | TFL | YDS | SK | YDS | QBH | NO | YDS | LG | TD | PD | FF | FR | TD | YDS | TK | S | A | FF | FR | S | A | | | | | | | |
| 2023 | Steelers | 17 | 11 | 42 | 32 | 10 | 1 | 5 | 0.0 | 0.0 | 0 | 1 | 0 | 0 | 0 | 10 | 0 | 0 | 0 | 1 | 0 | 1 | 0 | 0 | 0 | 0 | 0 | 0 | 0 | 0 | 0 | 0 | 0 | 0 |
| 2024 | Steelers | 1 | 1 | 3 | 2 | 1 | 1 | 0 | 0.0 | 0.0 | 0 | 0 | 0 | 0 | 0 | 0 | 0 | 0 | 0 | 0 | 0 | 0 | 0 | 0 | 0 | 0 | 0 | 0 | 0 | 0 | 0 | 0 | 0 | 0 |
| NFL TOTALS | | 18 | 12 | 45 | 34 | 11 | 1 | 5 | 0.0 | 0.0 | 0 | 1 | 0 | 0 | 0 | 10 | 0 | 0 | 0 | 1 | 0 | 1 | 0 | 0 | 0 | 0 | 0 | 0 | 0 | 0 | 0 | 0 | 0 | 0 |

JOEY PORTER JR.'S NFL POSTSEASON DEFENSIVE STATISTICS

| DATE | TEAM | GP | GS | TACKLES | | | | | | | INTERCEPTIONS | | | | | O. FUMB | | | ST | | | MISC | | | | |
|-------------------|----------|----------|----------|----------|----------|----------|----------|----------|------------|------------|---------------|----------|----------|----------|----------|----------|----------|----------|----------|----------|----------|----------|----------|----------|----------|---|
| | | | | TK | S | A | SK | YDS | TFL | YDS | QBH | NO | YDS | LG | TD | PD | FF | FR | TD | YDS | TK | S | A | FF | FR | S |
| 2023 | Steelers | 1 | 1 | 2 | 2 | 0 | 0 | 0 | 0.0 | 0.0 | 0 | 0 | 0 | 0 | 0 | 0 | 0 | 0 | 0 | 0 | 0 | 0 | 0 | 0 | 0 | 0 |
| NFL TOTALS | | 1 | 1 | 2 | 2 | 0 | 0 | 0 | 0.0 | 0.0 | 0 | 0 | 0 | 0 | 0 | 0 | 0 | 0 | 0 | 0 | 0 | 0 | 0 | 0 | 0 | |

SINGLE-GAME HIGHS: DEFENSIVE

- Total Tackles: 6 at Cleveland Browns, Nov 19, 2023
5 vs. Jacksonville Jaguars, Oct 29, 2023
- Solo Tackles: 5 at Cleveland Browns, Nov 19, 2023
4 vs. New England Patriots, Dec 07, 2023
...1 more at 4.
- Passes Defensed: 1 at Seattle Seahawks, Dec 31, 2023
1 vs. Cincinnati Bengals, Dec 23, 2023
...8 more at 1.
- Tackles For Loss: 1 vs. Green Bay Packers, Nov 12, 2023
- Interceptions: 1 vs. Baltimore Ravens, Oct 08, 2023

SINGLE-GAME HIGHS - POSTSEASON: DEFENSIVE

- Total Tackles: 2 at Buffalo Bills, Jan 15, 2024
- Solo Tackles: 2 at Buffalo Bills, Jan 15, 2024

2024 GAME-BY-GAME REGULAR-SEASON STATISTICS (STEELERS)

| DATE | OPPONENT | P/S | TACKLES | | | | | | | INTERCEPTIONS | | | | | O. FUMB | | | ST | | | MISC | | W/L | SCORE | | | |
|--------------------|------------|------------|----------|----------|----------|------------|------------|----------|----------|---------------|----------|----------|----------|----------|----------|----------|----------|----------|----------|----------|----------|----------|----------|----------|----------|------------|-------|
| | | | TK | S | A | SK | YDS | TFL | YDS | QBH | NO | YDS | LG | TD | PD | FF | FR | TD | YDS | TK | S | A | | | FF | FR | S |
| 09/08 | at Falcons | S | 3 | 2 | 1 | 0.0 | 0.0 | 0 | 0 | 0 | 0 | 0 | 0 | 0 | 0 | 0 | 0 | 0 | 0 | 0 | 0 | 0 | 0 | 0 | 0 | W | 18-10 |
| 2024 TOTALS | | 1-1 | 3 | 2 | 1 | 0.0 | 0.0 | 0 | 0 | 0 | 0 | 0 | 0 | 0 | 0 | 0 | 0 | 0 | 0 | 0 | 0 | 0 | 0 | 0 | 0 | 1-0 | |

2023 GAME-BY-GAME REGULAR-SEASON STATISTICS (STEELERS)

| DATE | OPPONENT | P/S | TACKLES | | | | | | | INTERCEPTIONS | | | | | O. FUMB | | | ST | | | MISC | | W/L | SCORE | | | |
|--------------------|-------------|--------------|-----------|-----------|-----------|------------|------------|----------|----------|---------------|----------|----------|----------|----------|-----------|----------|----------|----------|----------|----------|----------|----------|----------|----------|----------|-------------|-------|
| | | | TK | S | A | SK | YDS | TFL | YDS | QBH | NO | YDS | LG | TD | PD | FF | FR | TD | YDS | TK | S | A | | | FF | FR | S |
| 09/10 | 49ers | P | 1 | 1 | 0 | 0.0 | 0.0 | 0 | 0 | 0 | 0 | 0 | 0 | 0 | 0 | 0 | 0 | 0 | 0 | 0 | 0 | 0 | 0 | 0 | L | 7-30 | |
| 09/18 | Browns | P | 0 | 0 | 0 | 0.0 | 0.0 | 0 | 0 | 0 | 0 | 0 | 0 | 1 | 0 | 0 | 0 | 0 | 0 | 0 | 0 | 0 | 0 | 0 | 0 | W | 26-22 |
| 09/24 | at Raiders | P | 2 | 2 | 0 | 0.0 | 0.0 | 0 | 0 | 0 | 0 | 0 | 0 | 0 | 0 | 0 | 0 | 0 | 0 | 0 | 0 | 0 | 0 | 0 | 0 | W | 23-18 |
| 10/01 | at Texans | P | 0 | 0 | 0 | 0.0 | 0.0 | 0 | 0 | 0 | 0 | 0 | 0 | 0 | 0 | 0 | 0 | 0 | 1 | 0 | 1 | 0 | 0 | 0 | 0 | L | 6-30 |
| 10/08 | Ravens | P | 2 | 0 | 2 | 0.0 | 0.0 | 0 | 0 | 0 | 1 | 0 | 0 | 0 | 1 | 0 | 0 | 0 | 0 | 0 | 0 | 0 | 0 | 0 | 0 | W | 17-10 |
| 10/22 | at Rams | P | 3 | 2 | 1 | 0.0 | 0.0 | 0 | 0 | 0 | 0 | 0 | 0 | 1 | 0 | 0 | 0 | 0 | 0 | 0 | 0 | 0 | 0 | 0 | 0 | W | 24-17 |
| 10/29 | Jaguars | S | 5 | 4 | 1 | 0.0 | 0.0 | 0 | 0 | 0 | 0 | 0 | 0 | 0 | 0 | 0 | 0 | 0 | 0 | 0 | 0 | 0 | 0 | 0 | 0 | L | 10-20 |
| 11/02 | Titans | S | 3 | 3 | 0 | 0.0 | 0.0 | 0 | 0 | 0 | 0 | 0 | 0 | 1 | 0 | 0 | 0 | 0 | 0 | 0 | 0 | 0 | 0 | 0 | 0 | W | 20-16 |
| 11/12 | Packers | S | 4 | 3 | 1 | 0.0 | 0.0 | 1 | 5 | 0 | 0 | 0 | 0 | 0 | 0 | 0 | 0 | 0 | 0 | 0 | 0 | 0 | 0 | 0 | 0 | W | 23-19 |
| 11/19 | at Browns | S | 6 | 5 | 1 | 0.0 | 0.0 | 0 | 0 | 0 | 0 | 0 | 0 | 0 | 1 | 0 | 0 | 0 | 0 | 0 | 0 | 0 | 0 | 0 | 0 | L | 10-13 |
| 11/26 | at Bengals | S | 2 | 1 | 1 | 0.0 | 0.0 | 0 | 0 | 0 | 0 | 0 | 0 | 0 | 1 | 0 | 0 | 0 | 0 | 0 | 0 | 0 | 0 | 0 | 0 | W | 16-10 |
| 12/03 | Cardinals | S | 4 | 2 | 2 | 0.0 | 0.0 | 0 | 0 | 0 | 0 | 0 | 0 | 0 | 0 | 0 | 0 | 0 | 0 | 0 | 0 | 0 | 0 | 0 | 0 | L | 10-24 |
| 12/07 | Patriots | S | 4 | 4 | 0 | 0.0 | 0.0 | 0 | 0 | 0 | 0 | 0 | 0 | 0 | 1 | 0 | 0 | 0 | 0 | 0 | 0 | 0 | 0 | 0 | 0 | L | 18-21 |
| 12/16 | at Colts | S | 3 | 2 | 1 | 0.0 | 0.0 | 0 | 0 | 0 | 0 | 0 | 0 | 1 | 0 | 0 | 0 | 0 | 0 | 0 | 0 | 0 | 0 | 0 | 0 | L | 13-30 |
| 12/23 | Bengals | S | 2 | 2 | 0 | 0.0 | 0.0 | 0 | 0 | 0 | 0 | 0 | 0 | 0 | 1 | 0 | 0 | 0 | 0 | 0 | 0 | 0 | 0 | 0 | 0 | W | 34-11 |
| 12/31 | at Seahawks | S | 1 | 1 | 0 | 0.0 | 0.0 | 0 | 0 | 0 | 0 | 0 | 0 | 1 | 0 | 0 | 0 | 0 | 0 | 0 | 0 | 0 | 0 | 0 | 0 | W | 30-23 |
| 01/06 | at Ravens | S | 0 | 0 | 0 | 0.0 | 0.0 | 0 | 0 | 0 | 0 | 0 | 0 | 0 | 0 | 0 | 0 | 0 | 0 | 0 | 0 | 0 | 0 | 0 | 0 | W | 17-10 |
| 2023 TOTALS | | 17-11 | 42 | 32 | 10 | 0.0 | 0.0 | 1 | 5 | 0 | 1 | 0 | 0 | 0 | 10 | 0 | 0 | 0 | 0 | 1 | 0 | 1 | 0 | 0 | 0 | 10-7 | |

2023 GAME-BY-GAME POSTSEASON STATISTICS (STEELERS)

| DATE | OPPONENT | P/S | TACKLES | | | | | | | INTERCEPTIONS | | | | | O. FUMB | | | ST | | | MISC | | W/L | SCORE | | | |
|--------------------|----------|------------|----------|----------|----------|------------|------------|----------|----------|---------------|----------|----------|----------|----------|----------|----------|----------|----------|----------|----------|----------|----------|----------|----------|----------|------------|-------|
| | | | TK | S | A | SK | YDS | TFL | YDS | QBH | NO | YDS | LG | TD | PD | FF | FR | TD | YDS | TK | S | A | | | FF | FR | S |
| 01/15 | at Bills | S | 2 | 2 | 0 | 0.0 | 0.0 | 0 | 0 | 0 | 0 | 0 | 0 | 0 | 0 | 0 | 0 | 0 | 0 | 0 | 0 | 0 | 0 | 0 | 0 | L | 17-31 |
| 2023 TOTALS | | 1-1 | 2 | 2 | 0 | 0.0 | 0.0 | 0 | 0 | 0 | 0 | 0 | 0 | 0 | 0 | 0 | 0 | 0 | 0 | 0 | 0 | 0 | 0 | 0 | 0 | 0-1 | |



MYCOLE^{TE}
PRUITT

HEIGHT: 6-2
WEIGHT: 258
COLLEGE: Southern Illinois
BORN: March 24, 1992

HOW ACQUIRED: FA '24
NFL EXPERIENCE: 8th year
BIRTHPLACE: South Bend, IN



PRO CAREER

- ✦ Has played in 109 regular-season games (39 starts) over his nine-year NFL career (Minnesota 2015-16; Chicago 2016; Houston 2017; Tennessee 2018-21; Atlanta 2022-23)
- ✦ Has registered 71 receptions for 748 yards (10.5 avg.) and 12 TDs
- ✦ Made NFL debut in Week 1 of 2015 (at San Francisco)
- ✦ Made NFL starting debut in Week 10 of 2015 (at Oakland)

2023 (FALCONS)

- ✦ Played in all 17 regular-season games (eight starts)
- ✦ Caught nine passes for 110 yards (12.2 avg.) and one receiving TD
- ✦ Recorded a 20-yard TD reception in Week 13 at N.Y. Jets

2022 (FALCONS)

- ✦ Played in 13 regular-season games (four starts)
- ✦ Set career highs for receptions (16), receiving yards (150) and TD receptions (four)
- ✦ Led the NFL in receiving TDs per target (min. 20 targets), scoring TDs on 19.0 percent of his targets
- ✦ Recorded TD receptions in Week 6 vs. San Francisco, Week 12 at Washington, Week 13 vs. Pittsburgh and Week 18 vs. Tampa Bay

2021 (TITANS)

- ✦ Played in 16 regular-season games (nine starts)
- ✦ Set then career highs for receptions (14), receiving yards (145) and TD receptions (three)
- ✦ Recorded TD receptions in Week 5 at Jacksonville, Week 7 vs. Kansas City and Week 10 vs. New Orleans

2020 (TITANS)

- ✦ Played in 11 regular-season games (four starts)
- ✦ Caught five passes for 49 yards (9.8 avg.) and two TDs
- ✦ Recorded TD receptions in Week 1 at Denver and Week 13 vs. Cleveland

2019 (TITANS)

- ✦ Played in 16 regular-season games (10 starts)
- ✦ Caught six passes for 90 yards (15.0 avg.) and one TD

2018 (TITANS)

- ✦ Played in 15 regular-season games (one start)
- ✦ Caught nine passes for 102 yards (11.3 avg.) and one TD

2017 (TEXANS)

- ✦ Played in one regular-season games (no starts)

2016 (BEARS/VIKINGS)

- ✦ Played in four regular-season games (no starts)

2015 (VIKINGS)

- ✦ Played in 16 regular-season games (three starts)
- ✦ Caught 10 passes for 89 yards (8.9 avg.)

TRANSACTIONS

- ✦ Signed a one-year contract with Pittsburgh on Apr. 5, 2024
- ✦ Signed a one-year contract with Atlanta on July 25, 2023
- ✦ Signed to the Falcons active roster on Oct. 18, 2022
- ✦ Signed to the Atlanta practice squad on Aug. 31, 2022
- ✦ Released by the Falcons on Aug. 30, 2022
- ✦ Signed by Atlanta on Aug. 8, 2022
- ✦ Signed to the Tennessee active roster on Sept. 11, 2021
- ✦ Signed to the Titans practice squad on Sept. 3, 2021
- ✦ Released by San Francisco on Aug. 31, 2021
- ✦ Signed a one-year contract with 49ers on June 2, 2021
- ✦ Signed a one-year contract with Tennessee on March 24, 2020
- ✦ Signed to the Titans active roster on Sept. 10, 2018
- ✦ Signed to the Houston practice squad on Sept. 4, 2018
- ✦ Released by the Texans on Sept. 2, 2018
- ✦ Signed to the Houston active roster on Dec. 5, 2017
- ✦ Signed to the Texans practice squad on Sept. 16, 2017
- ✦ Released from the Buffalo practice squad on Sept. 14, 2017
- ✦ Signed to the Bills practice squad on Sept. 4, 2017
- ✦ Released by Chicago on Sept. 2, 2017
- ✦ Signed to the Bears active roster on Dec. 13, 2016
- ✦ Signed to the Minnesota practice squad on Nov. 10, 2016
- ✦ Released by the Vikings on Nov. 8, 2016
- ✦ Selected by the Minnesota Vikings in the fifth round (143rd overall) of the 2015 NFL Draft

PERSONAL

- ✦ Attended Kirkwood H.S. (Kirkwood, Mo.)
- ✦ Named all-conference three times as a defensive end and as a tight end as a senior
- ✦ Played volleyball, track and field and basketball in high school, leading his basketball team to a 2008-09 district title

COMMUNITY

- ✦ Participated in Hometown Huddle where the entire team volunteered and cleaned Anderson Park in Atlanta

COLLEGE

- ✦ Played four seasons at Southern Illinois University (2011-14)
- ✦ Named the best tight end in the history of the Missouri Valley Football Conference as part of the conference's 30-year anniversary
- ✦ Finished his career as the Missouri Valley Football Conference's all-time leader in career receptions (211), receiving yards (2,601) and receiving TDs (25) among tight ends
- ✦ Named a consensus First-Team All-American following the 2013 and 2014 seasons
- ✦ Twice named the CFP's FCS Tight End of the Year (2013, 2014)
- ✦ Holds the Southern Illinois career record for receptions with 221
- ✦ Holds the Southern Illinois single-season record for receptions with 81

REGULAR SEASON COMPARISON: RECEIVING - DENVER BRONCOS

| DATE | OPP | W/L | GP/GS | REC | YDS. | AVG. | TD | LG | TGTS | YAC |
|---------------|-----------|-----|-------|-----|------|------|----|----|------|-----|
| 10/4/15 | MIN @ DEN | L | P | 0 | 0 | 0 | 0 | 0 | 1 | 0 |
| 10/13/19 | TEN @ DEN | L | S | 0 | 0 | 0 | 0 | 0 | 0 | 0 |
| 9/14/20 | TEN @ DEN | W | S | 1 | 1 | 1.0 | 1 | 11 | 1 | 0 |
| TOTALS | | 1/2 | 3/2 | 1 | 1 | 1.0 | 1 | 11 | 2 | 0 |

MYCOLE PRUITT'S NFL REGULAR SEASON RUSHING/RECEIVING STATISTICS

| DATE | TEAM | RECEIVING | | | | | | | | RUSHING | | | | |
|--|----------|------------|-----------|-----------|------------|-------------|-----------|-----------|----------|----------|------------|----------|----------|--|
| | | GP | GS | NO. | YDS. | AVG. | LG | TD | NO. | YDS. | AVG. | LG | TD | |
| 2015 | Vikings | 16 | 3 | 10 | 89 | 8.9 | 32 | 0 | 0 | 0 | 0.0 | 0 | 0 | |
| 2016 | Vikings | 2 | 0 | 1 | 7 | 7.0 | 7 | 0 | 0 | 0 | 0.0 | 0 | 0 | |
| Went from Minnesota to Chicago. | | | | | | | | | | | | | | |
| 2016 | Bears | 2 | 0 | 1 | 6 | 6.0 | 6 | 0 | 0 | 0 | 0.0 | 0 | 0 | |
| 2016 | TOTAL | 4 | 0 | 2 | 13 | 6.5 | 7 | 0 | 0 | 0 | 0.0 | 0 | 0 | |
| 2017 | Bills | 0 | 0 | 0 | 0 | 0.0 | 0 | 0 | 0 | 0 | 0.0 | 0 | 0 | |
| Went from Buffalo to Houston. | | | | | | | | | | | | | | |
| 2017 | Texans | 1 | 0 | 0 | 0 | 0.0 | 0 | 0 | 0 | 0 | 0.0 | 0 | 0 | |
| 2017 | TOTAL | 1 | 0 | 0 | 0 | 0.0 | 0 | 0 | 0 | 0 | 0.0 | 0 | 0 | |
| 2018 | Texans | 0 | 0 | 0 | 0 | 0.0 | 0 | 0 | 0 | 0 | 0.0 | 0 | 0 | |
| Went from Houston to Tennessee. | | | | | | | | | | | | | | |
| 2018 | Titans | 15 | 1 | 9 | 102 | 11.3 | 27 | 1 | 0 | 0 | 0.0 | 0 | 0 | |
| 2018 | TOTAL | 15 | 1 | 9 | 102 | 11.3 | 27 | 1 | 0 | 0 | 0.0 | 0 | 0 | |
| 2019 | Titans | 16 | 10 | 6 | 90 | 15.0 | 42 | 1 | 0 | 0 | 0.0 | 0 | 0 | |
| 2020 | Titans | 11 | 4 | 5 | 49 | 9.8 | 22 | 2 | 0 | 0 | 0.0 | 0 | 0 | |
| 2021 | 49ers | 0 | 0 | 0 | 0 | 0.0 | 0 | 0 | 0 | 0 | 0.0 | 0 | 0 | |
| Went from San Francisco to Tennessee. | | | | | | | | | | | | | | |
| 2021 | Titans | 15 | 8 | 14 | 145 | 10.4 | 22 | 3 | 0 | 0 | 0.0 | 0 | 0 | |
| 2021 | TOTAL | 15 | 8 | 14 | 145 | 10.4 | 22 | 3 | 0 | 0 | 0.0 | 0 | 0 | |
| 2022 | Falcons | 13 | 4 | 16 | 150 | 9.4 | 29 | 4 | 0 | 0 | 0.0 | 0 | 0 | |
| 2023 | Falcons | 17 | 8 | 9 | 110 | 12.2 | 22 | 1 | 0 | 0 | 0.0 | 0 | 0 | |
| 2024 | Steelers | 1 | 1 | 1 | 9 | 9.0 | 9 | 0 | 0 | 0 | 0.0 | 0 | 0 | |
| NFL TOTALS | | 109 | 39 | 72 | 757 | 10.5 | 42 | 12 | 0 | 0 | 0.0 | 0 | 0 | |

MYCOLE PRUITT'S NFL POSTSEASON RUSHING/RECEIVING STATISTICS

| DATE | TEAM | GP | GS | RECEIVING | | | | | RUSHING | | | | |
|-------------------|---------|----------|----------|-----------|-----------|------------|-----------|----------|----------|----------|------------|----------|----------|
| | | | | NO. | YDS. | AVG. | LG | TD | NO. | YDS. | AVG. | LG | TD |
| 2015 | Vikings | 1 | 1 | 2 | 22 | 11.0 | 18 | 0 | 0 | 0 | 0.0 | 0 | 0 |
| 2019 | Titans | 3 | 1 | 4 | 28 | 7.0 | 15 | 0 | 0 | 0 | 0.0 | 0 | 0 |
| 2020 | Titans | 1 | 0 | 0 | 0 | 0.0 | 0 | 0 | 0 | 0 | 0.0 | 0 | 0 |
| 2021 | Titans | 0 | 0 | 0 | 0 | 0.0 | 0 | 0 | 0 | 0 | 0.0 | 0 | 0 |
| NFL TOTALS | | 5 | 2 | 6 | 50 | 8.3 | 18 | 0 | 0 | 0 | 0.0 | 0 | 0 |

MYCOLE PRUITT'S NFL REGULAR SEASON RETURN STATISTICS

| DATE | TEAM | RET. | KICKOFF RETURNS | | | | | PUNT RETURNS | | | | |
|---------------------------------------|----------|----------|-----------------|-------------|-----------|----------|----------|--------------|----------|------------|----------|----------|
| | | | YDS. | AVG. | LG | TD | NO. | FC | YDS. | AVG. | LG | TD |
| 2015 | Vikings | 1 | 12 | 12.0 | 12 | 0 | 0 | 0 | 0 | 0.0 | 0 | 0 |
| 2016 | Vikings | 0 | 0 | 0.0 | 0 | 0 | 0 | 0 | 0 | 0.0 | 0 | 0 |
| Went from Minnesota to Chicago. | | | | | | | | | | | | |
| 2016 | Bears | 0 | 0 | 0.0 | 0 | 0 | 0 | 0 | 0 | 0.0 | 0 | 0 |
| 2016 | TOTAL | 0 | 0 | 0.0 | 0 | 0 | 0 | 0 | 0 | 0.0 | 0 | 0 |
| 2017 | Bills | 0 | 0 | 0.0 | 0 | 0 | 0 | 0 | 0 | 0.0 | 0 | 0 |
| Went from Buffalo to Houston. | | | | | | | | | | | | |
| 2017 | Texans | 0 | 0 | 0.0 | 0 | 0 | 0 | 0 | 0 | 0.0 | 0 | 0 |
| 2017 | TOTAL | 0 | 0 | 0.0 | 0 | 0 | 0 | 0 | 0 | 0.0 | 0 | 0 |
| 2018 | Texans | 0 | 0 | 0.0 | 0 | 0 | 0 | 0 | 0 | 0.0 | 0 | 0 |
| Went from Houston to Tennessee. | | | | | | | | | | | | |
| 2018 | Titans | 0 | 0 | 0.0 | 0 | 0 | 0 | 0 | 0 | 0.0 | 0 | 0 |
| 2018 | TOTAL | 0 | 0 | 0.0 | 0 | 0 | 0 | 0 | 0 | 0.0 | 0 | 0 |
| 2019 | Titans | 0 | 0 | 0.0 | 0 | 0 | 0 | 0 | 0 | 0.0 | 0 | 0 |
| 2020 | Titans | 0 | 0 | 0.0 | 0 | 0 | 0 | 0 | 0 | 0.0 | 0 | 0 |
| 2021 | 49ers | 0 | 0 | 0.0 | 0 | 0 | 0 | 0 | 0 | 0.0 | 0 | 0 |
| Went from San Francisco to Tennessee. | | | | | | | | | | | | |
| 2021 | Titans | 0 | 0 | 0.0 | 0 | 0 | 0 | 0 | 0 | 0.0 | 0 | 0 |
| 2021 | TOTAL | 0 | 0 | 0.0 | 0 | 0 | 0 | 0 | 0 | 0.0 | 0 | 0 |
| 2022 | Falcons | 0 | 0 | 0.0 | 0 | 0 | 0 | 0 | 0 | 0.0 | 0 | 0 |
| 2023 | Falcons | 0 | 0 | 0.0 | 0 | 0 | 0 | 0 | 0 | 0.0 | 0 | 0 |
| 2024 | Steelers | 0 | 0 | 0.0 | 0 | 0 | 0 | 0 | 0 | 0.0 | 0 | 0 |
| NFL TOTALS | | 1 | 12 | 12.0 | 12 | 0 | 0 | 0 | 0 | 0.0 | 0 | 0 |

MYCOLE PRUITT'S NFL POSTSEASON RETURN STATISTICS

| DATE | TEAM | RET. | KICKOFF RETURNS | | | | | PUNT RETURNS | | | | |
|-------------------|---------|----------|-----------------|------------|----------|----------|----------|--------------|----------|------------|----------|----------|
| | | | YDS. | AVG. | LG | TD | NO. | FC | YDS. | AVG. | LG | TD |
| 2015 | Vikings | 0 | 0 | 0.0 | 0 | 0 | 0 | 0 | 0 | 0.0 | 0 | 0 |
| 2019 | Titans | 0 | 0 | 0.0 | 0 | 0 | 0 | 0 | 0 | 0.0 | 0 | 0 |
| 2020 | Titans | 0 | 0 | 0.0 | 0 | 0 | 0 | 0 | 0 | 0.0 | 0 | 0 |
| 2021 | Titans | 0 | 0 | 0.0 | 0 | 0 | 0 | 0 | 0 | 0.0 | 0 | 0 |
| NFL TOTALS | | 0 | 0 | 0.0 | 0 | 0 | 0 | 0 | 0 | 0.0 | 0 | 0 |

SINGLE-GAME HIGHS: RUSHING/RECEIVING

| | | | |
|--------------------|--|---------------------------|--|
| Receptions | 4 vs. Arizona Cardinals, Jan 01, 2023 3 vs. Tampa Bay Buccaneers, Jan 08, 2023 ...1 more at 3. | Kickoff Returns | 1 at Oakland Raiders, Nov 15, 2015 |
| Receiving Yards | 49 vs. Arizona Cardinals, Jan 01, 2023 43 at Seattle Seahawks, Sep 19, 2021 | Kickoff Return Yards | 12 at Oakland Raiders, Nov 15, 2015 |
| Receiving Average | 14.3 at Seattle Seahawks, Sep 19, 2021 12.3 vs. Arizona Cardinals, Jan 01, 2023 | Longest Kickoff Return | 12 at Oakland Raiders, Nov 15, 2015 |
| Longest Receptions | 42 at Oakland Raiders, Dec 08, 2019 32 at Arizona Cardinals, Dec 10, 2015 | Special Teams Tackles | 1 at New York Jets, Oct 03, 2021 1 at Carolina Panthers, Nov 03, 2019 ...4 more at 1. |
| Receiving TDs | 1 at New York Jets, Dec 03, 2023 1 vs. Tampa Bay Buccaneers, Jan 08, 2023 ...10 more at 1. | Most TDs | 2 vs. Cleveland Browns, Dec 06, 2020 1 at New York Jets, Dec 03, 2023 ...10 more at 1. |
| All-Purpose Yards | 49 vs. Arizona Cardinals, Jan 01, 2023 43 at Seattle Seahawks, Sep 19, 2021 | Longest Own Fumble Return | 3 vs. Cleveland Browns, Dec 06, 2020 |

SINGLE-GAME HIGHS - POSTSEASON: RECEIVING

| | | | |
|-----------------|---|--------------------|---|
| Receptions | 2 at New England Patriots, Jan 04, 2020 2 vs. Seattle Seahawks, Jan 10, 2016 1 at Kansas City Chiefs, Jan 19, 2020 1 at Baltimore Ravens, Jan 11, 2020 | Longest Receptions | 18 vs. Seattle Seahawks, Jan 10, 2016 15 at Baltimore Ravens, Jan 11, 2020 9 at Kansas City Chiefs, Jan 19, 2020 4 at New England Patriots, Jan 04, 2020 |
| Receiving Yards | 22 vs. Seattle Seahawks, Jan 10, 2016 15 at Baltimore Ravens, Jan 11, 2020 9 at Kansas City Chiefs, Jan 19, 2020 4 at New England Patriots, Jan 04, 2020 | All-Purpose Yards | 22 vs. Seattle Seahawks, Jan 10, 2016 15 at Baltimore Ravens, Jan 11, 2020 9 at Kansas City Chiefs, Jan 19, 2020 4 at New England Patriots, Jan 04, 2020 |

2024 GAME-BY-GAME REGULAR-SEASON STATISTICS (STEELERS)

| DATE | OPPONENT | P/S | RECEIVING | | | | | RUSHING | | | | | W/L | SCORE |
|--------------------|------------|-----|-----------|------|------|----|----|---------|------|------|----|----|-----|-------|
| | | | NO. | YDS. | AVG. | LG | TD | NO. | YDS. | AVG. | LG | TD | | |
| 09/08 | at Falcons | S | 1 | 9 | 9.0 | 9 | 0 | 0 | 0 | 0.0 | 0 | 0 | W | 18-10 |
| 2024 TOTALS | | 1-1 | 1 | 9 | 9.0 | 9 | 0 | 0 | 0 | 0.0 | 0 | 0 | 1-0 | |

2023 GAME-BY-GAME REGULAR-SEASON STATISTICS (FALCONS)

| DATE | OPPONENT | P/S | RECEIVING | | | | | RUSHING | | | | | W/L | SCORE |
|--------------------|---------------|------|-----------|------|------|-----|----|---------|------|------|----|----|------|-------|
| | | | NO. | YDS. | AVG. | LG | TD | NO. | YDS. | AVG. | LG | TD | | |
| 09/10 | Panthers | S | 0 | 0 | 0.0 | 0 | 0 | 0 | 0 | 0.0 | 0 | 0 | W | 24-10 |
| 09/17 | Packers | P | 0 | 0 | 0.0 | 0 | 0 | 0 | 0 | 0.0 | 0 | 0 | W | 25-24 |
| 09/24 | at Lions | S | 1 | 10 | 10.0 | 10 | 0 | 0 | 0 | 0.0 | 0 | 0 | L | 6-20 |
| 10/01 | at Jaguars | S | 0 | 0 | 0.0 | 0 | 0 | 0 | 0 | 0.0 | 0 | 0 | L | 7-23 |
| 10/08 | Texans | S | 1 | 22 | 22.0 | 22 | 0 | 0 | 0 | 0.0 | 0 | 0 | W | 21-19 |
| 10/15 | Commanders | S | 1 | 9 | 9.0 | 9 | 0 | 0 | 0 | 0.0 | 0 | 0 | L | 16-24 |
| 10/22 | at Buccaneers | P | 0 | 0 | 0.0 | 0 | 0 | 0 | 0 | 0.0 | 0 | 0 | W | 16-13 |
| 10/29 | at Titans | P | 1 | 3 | 3.0 | 3 | 0 | 0 | 0 | 0.0 | 0 | 0 | L | 23-28 |
| 11/05 | Vikings | S | 0 | 0 | 0.0 | 0 | 0 | 0 | 0 | 0.0 | 0 | 0 | L | 28-31 |
| 11/12 | at Cardinals | S | 0 | 0 | 0.0 | 0 | 0 | 0 | 0 | 0.0 | 0 | 0 | L | 23-25 |
| 11/26 | Saints | P | 0 | 0 | 0.0 | 0 | 0 | 0 | 0 | 0.0 | 0 | 0 | W | 24-15 |
| 12/03 | at Jets | S | 1 | 20 | 20.0 | 20t | 1 | 0 | 0 | 0.0 | 0 | 0 | W | 13-8 |
| 12/10 | Buccaneers | P | 2 | 15 | 7.5 | 11 | 0 | 0 | 0 | 0.0 | 0 | 0 | L | 25-29 |
| 12/17 | at Panthers | P | 0 | 0 | 0.0 | 0 | 0 | 0 | 0 | 0.0 | 0 | 0 | L | 7-9 |
| 12/24 | Colts | P | 0 | 0 | 0.0 | 0 | 0 | 0 | 0 | 0.0 | 0 | 0 | W | 29-10 |
| 12/31 | at Bears | P | 1 | 14 | 14.0 | 14 | 0 | 0 | 0 | 0.0 | 0 | 0 | L | 17-37 |
| 01/07 | at Saints | P | 1 | 17 | 17.0 | 17 | 0 | 0 | 0 | 0.0 | 0 | 0 | L | 17-48 |
| 2023 TOTALS | | 17-8 | 9 | 110 | 12.2 | 22 | 1 | 0 | 0 | 0.0 | 0 | 0 | 7-10 | |

2022 GAME-BY-GAME REGULAR-SEASON STATISTICS (FALCONS)

| DATE | OPPONENT | P/S | RECEIVING | | | | | RUSHING | | | | | W/L | SCORE |
|--------------------|---------------|------|-----------|------|------|----|----|---------|------|------|----|----|------|--------|
| | | | NO. | YDS. | AVG. | LG | TD | NO. | YDS. | AVG. | LG | TD | | |
| 09/11 | Saints | | | | | | | | | | | | L | 26-27 |
| 09/18 | at Rams | | | | | | | | | | | | L | 27-31 |
| 09/25 | at Seahawks | | | | | | | | | | | | W | 27-23 |
| 10/02 | Browns | | | | | | | | | | | | W | 23-20 |
| 10/09 | at Buccaneers | | | | | | | | | | | | L | 15-21 |
| 10/16 | 49ers | P | 1 | 2 | 2.0 | 2t | 1 | 0 | 0 | 0.0 | 0 | 0 | W | 28-14 |
| 10/23 | at Bengals | S | 0 | 0 | 0.0 | 0 | 0 | 0 | 0 | 0.0 | 0 | 0 | L | 17-35 |
| 10/30 | Panthers | P | 0 | 0 | 0.0 | 0 | 0 | 0 | 0 | 0.0 | 0 | 0 | W | 37-34+ |
| 11/06 | Chargers | P | 1 | 6 | 6.0 | 6 | 0 | 0 | 0 | 0.0 | 0 | 0 | L | 17-20 |
| 11/10 | at Panthers | P | 1 | 6 | 6.0 | 6 | 0 | 0 | 0 | 0.0 | 0 | 0 | L | 15-25 |
| 11/20 | Bears | P | 1 | 17 | 17.0 | 17 | 0 | 0 | 0 | 0.0 | 0 | 0 | W | 27-24 |
| 11/27 | at Commanders | S | 2 | 9 | 4.5 | 5 | 1 | 0 | 0 | 0.0 | 0 | 0 | L | 13-19 |
| 12/04 | Steelers | S | 1 | 7 | 7.0 | 7t | 1 | 0 | 0 | 0.0 | 0 | 0 | L | 16-19 |
| 12/18 | at Saints | S | 2 | 20 | 10.0 | 14 | 0 | 0 | 0 | 0.0 | 0 | 0 | L | 18-21 |
| 12/24 | at Ravens | P | 0 | 0 | 0.0 | 0 | 0 | 0 | 0 | 0.0 | 0 | 0 | L | 9-17 |
| 01/01 | Cardinals | P | 4 | 49 | 12.3 | 25 | 0 | 0 | 0 | 0.0 | 0 | 0 | W | 20-19 |
| 01/08 | Buccaneers | P | 3 | 34 | 11.3 | 29 | 1 | 0 | 0 | 0.0 | 0 | 0 | W | 30-17 |
| 2022 TOTALS | | 12-4 | 16 | 150 | 9.4 | 29 | 4 | 0 | 0 | 0.0 | 0 | 0 | 7-10 | |

+ - Overtime

2021 GAME-BY-GAME REGULAR-SEASON STATISTICS (49ERS/TITANS)

| DATE | OPPONENT | P/S | RECEIVING | | | | | RUSHING | | | | | W/L | SCORE |
|----------------------------|-------------|------|-----------|------|------|-----|----|---------|------|------|----|----|------|--------|
| | | | NO. | YDS. | AVG. | LG | TD | NO. | YDS. | AVG. | LG | TD | | |
| 09/12 | at Lions | | | | | | | | | | | | W | 41-33 |
| DID NOT PLAY | | | | | | | | | | | | | | |
| Went from 49ers to Titans. | | | | | | | | | | | | | | |
| 09/19 | at Seahawks | P | 3 | 43 | 14.3 | 22 | 0 | 0 | 0 | 0.0 | 0 | 0 | W | 33-30+ |
| 09/26 | Colts | P | 1 | 7 | 7.0 | 7 | 0 | 0 | 0 | 0.0 | 0 | 0 | W | 25-16 |
| 10/03 | at Jets | S | 1 | 14 | 14.0 | 14 | 0 | 0 | 0 | 0.0 | 0 | 0 | L | 24-27+ |
| 10/10 | at Jaguars | P | 1 | 14 | 14.0 | 14t | 1 | 0 | 0 | 0.0 | 0 | 0 | W | 37-19 |
| 10/18 | Bills | P | 0 | 0 | 0.0 | 0 | 0 | 0 | 0 | 0.0 | 0 | 0 | W | 34-31 |
| 10/24 | Chiefs | P | 2 | 27 | 13.5 | 22 | 1 | 0 | 0 | 0.0 | 0 | 0 | W | 27-3 |
| 10/31 | at Colts | S | 2 | 22 | 11.0 | 14 | 0 | 0 | 0 | 0.0 | 0 | 0 | W | 34-31+ |
| 11/07 | at Rams | S | 0 | 0 | 0.0 | 0 | 0 | 0 | 0 | 0.0 | 0 | 0 | W | 28-16 |
| 11/14 | Saints | S | 1 | 2 | 2.0 | 2t | 1 | 0 | 0 | 0.0 | 0 | 0 | W | 23-21 |
| 11/21 | Texans | S | 0 | 0 | 0.0 | 0 | 0 | 0 | 0 | 0.0 | 0 | 0 | L | 13-22 |
| 11/28 | at Patriots | P | 1 | 10 | 10.0 | 10 | 0 | 0 | 0 | 0.0 | 0 | 0 | L | 13-36 |
| 12/12 | Jaguars | P | 1 | 5 | 5.0 | 5 | 0 | 0 | 0 | 0.0 | 0 | 0 | W | 20-0 |
| 12/19 | at Steelers | S | 1 | 1 | 1.0 | 1 | 0 | 0 | 0 | 0.0 | 0 | 0 | L | 13-19 |
| 12/23 | 49ers | S | 0 | 0 | 0.0 | 0 | 0 | 0 | 0 | 0.0 | 0 | 0 | W | 20-17 |
| 01/02 | Dolphins | S | 0 | 0 | 0.0 | 0 | 0 | 0 | 0 | 0.0 | 0 | 0 | W | 34-3 |
| 01/09 | at Texans | | | | | | | | | | | | W | 28-25 |
| 2021 TOTALS | | 15-8 | 14 | 145 | 10.4 | 22 | 3 | 0 | 0 | 0.0 | 0 | 0 | 13-4 | |

+ - Overtime

2019 GAME-BY-GAME POSTSEASON STATISTICS (TITANS)

| DATE | OPPONENT | P/S | RECEIVING | | | | | RUSHING | | | | | W/L | SCORE |
|--------------------|-------------|------------|-----------|-----------|------------|-----------|----------|----------|----------|------------|----------|----------|------------|-------|
| | | | NO. | YDS. | AVG. | LG | TD | NO. | YDS. | AVG. | LG | TD | | |
| 01/04 | at Patriots | P | 2 | 4 | 2.0 | 4 | 0 | 0 | 0 | 0.0 | 0 | 0 | W | 20-13 |
| 01/11 | at Ravens | S | 1 | 15 | 15.0 | 15 | 0 | 0 | 0 | 0.0 | 0 | 0 | W | 28-12 |
| 01/19 | at Chiefs | P | 1 | 9 | 9.0 | 9 | 0 | 0 | 0 | 0.0 | 0 | 0 | L | 24-35 |
| 2019 TOTALS | | 3-1 | 4 | 28 | 7.0 | 15 | 0 | 0 | 0 | 0.0 | 0 | 0 | 2-1 | |

2015 GAME-BY-GAME POSTSEASON STATISTICS (VIKINGS)

| DATE | OPPONENT | P/S | RECEIVING | | | | | RUSHING | | | | | W/L | SCORE |
|--------------------|----------|------------|-----------|-----------|-------------|-----------|----------|----------|----------|------------|----------|----------|------------|-------|
| | | | NO. | YDS. | AVG. | LG | TD | NO. | YDS. | AVG. | LG | TD | | |
| 01/10 | Seahawks | S | 2 | 22 | 11.0 | 18 | 0 | 0 | 0 | 0.0 | 0 | 0 | L | 9-10 |
| 2015 TOTALS | | 1-1 | 2 | 22 | 11.0 | 18 | 0 | 0 | 0 | 0.0 | 0 | 0 | 0-1 | |



PATRICK ^{LB}
QUEEN

HEIGHT: 6-0
WEIGHT: 230
COLLEGE: LSU
BORN: August 13, 1999

HOW ACQUIRED: FA '24
NFL EXPERIENCE: 5th year
BIRTHPLACE: Ventress, LA



PRO CAREER

- ✦ Has played in 67 games (67 starts) in his five-year career with Baltimore (2020-23) and Pittsburgh (2024)
- ✦ Has registered 453 tackles (296 solo), 37 tackles for loss, 33 quarterback hits, 13.5 sacks, 15 passes defended, five forced fumbles, six fumble recoveries and four interceptions
- ✦ Has played in five postseason games (four starts) and registered 23 tackles (19 solo), two quarterback hits and one tackle for loss
- ✦ Earned first-career Pro Bowl nod and second-team All-Pro honors in 2023
- ✦ Only player in the NFL with at least 450 tackles, 30 tackles for loss, 15 passes defended, 10.0 sacks, six fumble recoveries, five forced fumbles and four interceptions since entering the League in 2020
- ✦ One of four active players in the NFL with at least 450 tackles, 30 tackles for loss, 15 passes defended, 10.0 sacks, six fumble recoveries, five forced fumbles and four interceptions (Harrison Smith, C.J. Mosley and Tyrann Mathieu)
- ✦ Ranks 14th in tackles, t-15th in tackles for loss and t-11th in interceptions among active linebackers since entering the League in 2020
- ✦ Has eclipsed 100+ tackles and nine tackles for loss three different times (2020, 2022, 2023)
- ✦ Named Associated Press Defensive Rookie of the Year in 2020
- ✦ Made NFL debut and starting debut in Week 1 of 2020 (vs. Cleveland)

HONORS

- ✦ Associated Press second-team All-Pro (2023)
- ✦ Pro Bowler (2023)
- ✦ Ravens "Media Good Guy," as voted on by local media (2022)
- ✦ PFWA All-Rookie Team (2020)
- ✦ AFC Defensive Player of the Week (Week 5, 2020)

2023 (RAVENS)

- ✦ Started all 17 regular-season games, registering a career-high 133 tackles, nine tackles for loss, 3.5 sacks, six QB hits, one interception, one forced fumble, one fumble recovery and six passes defended, en route to his first-career Pro Bowl nod and second-team All-Pro honors
- ✦ Teamed up with ILB Roquan Smith (158) to become the first duo in Ravens history to post 130+ tackles each in a season
- ✦ Helped the Baltimore defense become the first unit in NFL history to lead the league in scoring (16.5), sacks (60) and takeaways (31)
- ✦ Recorded eight tackles (seven solo) and one QB hits in the AFC Championship vs. Kansas City, helping hold the Chiefs to just 98 total yards and zero points in the second half
- ✦ Posted seven tackles (two solo), one interception (21-yard return) and one pass defended in the 33-19 victory in Week 16 at San Francisco
- ✦ Recorded a team-high 11 tackles (nine solo) in the 34-20 win in Week 11 vs. Cincinnati, helping the defense hold the Bengals to 2-of-11 (18.2%) on third down
- ✦ Registered a team-high equaling 11 tackles (nine solo), including one tackle for loss, in the 31-24 victory in Week 8 at Arizona
- ✦ Recorded an 11-yard sack on fourth down – forcing a turnover on downs and ending Houston's opening possession – as well as 11 tackles (three solo), one QB hit, one tackle for loss and one pass defended in the 25-9 season-opening victory
- ✦ Permitted just one rushing first down, while limiting the Texans to 7-of-18 (38.9%) on third down and 1-of-4 (25%) on fourth down

2022 (RAVENS)

- ✦ Started all 17 regular-season games, registering then-career highs in tackles (117) – also a team-high – sacks (5.0), QB hits (14), interceptions (two) and passes defended (six), while adding one forced fumble and one fumble recovery
- ✦ Joined Ray Lewis (eight times) and C.J. Mosley (three times) as the only Ravens defenders to record multiple seasons with at least 100 tackles, one forced fumble and one fumble recovery (also in 2020)
- ✦ Helped Baltimore's defense rank in the Top 5 in four categories: No. 3 in points allowed per game (18.5), No. 3 in defensive red zone TD% (46.4), No. 3 in rushing yards per game (92.1) and No. 4 in third-down efficiency (34.9%)
- ✦ Became NFL's first defender to post a least 5.0 sacks, one interception, one forced fumble and one fumble recovery this season
- ✦ Recorded a game- and season-high 12 tackles (nine solo), including one tackle for loss and a half-sack, in the 13-3 win in Week 11 vs. Carolina
- ✦ Baltimore's defense permitted season lows in points (three), total yards (205), rushing yards (36) and yards per play (3.8), while registering 4.0 sacks and three takeaways (two interceptions and one fumble recovery)
- ✦ Registered a season-high 11 tackles (seven solo) and three tackles for loss, including 1.0 sack, helping limit the Browns to 2-of-11 (18.2%) on third down in the 23-20 win in Week 7
- ✦ Recorded five tackles (four solo) and a team- and career-high three QB hits in Week 4 vs. Buffalo
- ✦ Baltimore's defense limited the Bills – who entered the contest No. 3 in scoring (30.3 ppg) and No. 1 on third down (61.0%) – to 23 points and 4-of-11 (36.4%) on third-down conversion opportunities
- ✦ Registered nine tackles (five solo) and a team-high and career single-game-best three QB hits, including a half-sack sack, in the 24-9 season-opening win at N.Y. Jets

2021 (RAVENS)

- ✦ Started all 17 regular-season games, posting a team-high 98 tackles (68 solo), 10 tackles for loss, 2.0 sacks, three QB hits, one pass defended, one forced fumble and one fumble recovery
- ✦ Helped Baltimore rank No. 1 in run defense (84.5 ypg)
- ✦ Registered a team-high nine tackles, one tackle for loss and one pass defended in Week 16 vs. Cincinnati
- ✦ Recorded at least one tackle for loss in five straight games (Week 7, 9-12)
- ✦ Tied a career-high and team-high 13 tackles (11 solo) in Week 15 vs. Green Bay
- ✦ Tallied a team-high eight tackles (all solo), including two tackles for loss, and one fumble recovery in the 16-10 win in Week 12 vs. Cleveland, as Baltimore limited the Browns to a season-low 40 rushing yards
- ✦ Registered a team-high eight tackles (seven solo) in the 36-35 win in Week 2 vs. Kansas City
- ✦ Produced a team-leading nine tackles and 1.0 sack (-13 yards) in Week 1 at Las Vegas

2020 (RAVENS)

- Started all 16 regular-season games in which he played in as a rookie, posting a team-high 105 tackles (65 solo), 3.0 sacks, nine tackles for loss, 10 QB hits, two forced fumbles, two fumble recoveries, one interception and one pass defended
- Returned one of his fumble recoveries 53 yards for a TD
- First rookie since at least 2000 (when data became available) to record at least 100 tackles (105), 2.0 sacks (3), one forced fumbles (two) and one defensive TD (one)
- Helped Baltimore's defense rank No. 2 in both points allowed (18.9) and third-down efficiency (34.0%), also posting an NFL-high 25 forced fumbles
- Earned PFWA All-Rookie honors
- Made his postseason debut in the 20-13 Wild Card Playoff win at Tennessee
- Registered two solo tackles and one QB hit, helping limit Tennessee to 4-of-12 (33%) on third down and hold Derrick Henry to 40 rushing yards on 18 carries (2.2 ypc)
- Recorded six tackles (four solo), 1.0 sack, a team-high three tackles for loss and two QB hits in the 40-14 win in Week 15 vs. Jacksonville
- Registered five tackles (three solo) and his first-career interception vs. Dallas in Week 13
- Tallied a team-high nine tackles (five solo), including one tackle for loss, in Week 10 at New England
- Earned AFC Defensive Player of the Week Honors after a standout performance in which he tied for the team lead with nine tackles (six solo) and recorded 1.0 sack, one forced fumble and two fumble recoveries, including a 52-yard return for TD, in the 27-3 win in Week 5 vs. Cincinnati
- Second Ravens rookie to record a sack, forced fumble and fumble recovery in a game, joining OLB Terrell Suggs, who accomplished the feat three times during his 2003 Defensive Rookie of the Year campaign
- Second NFL defender since 1987 to post nine-plus tackles, at least two fumble recoveries, 1.0 sack and one defensive TD in a game (Demeco Ryans)
- Registered a career-high 12 tackles (nine solo) and three tackles for loss in the 31-17 win in Week 4 at Washington
- His three tackles for loss are the highest output by a Ravens' rookie since LB C.J. Mosley (three at New Orleans in Week 11 of 2014)
- At 21 years, 1 month, became the second-youngest Raven ever to start a game (Jamal Lewis in 2000; 21 years, 18 days), in the season-opening win vs. Cleveland

TRANSACTIONS

- Signed a three-year contract with Pittsburgh on March 14, 2024
- Signed a four-year contract with Baltimore on July 22, 2020
- Drafted by the Ravens in the first round (28th overall) of the 2020 NFL Draft

PERSONAL

- Father, Wayne, played CB at Nicholls State
- Following LSU's National Championship victory, the town of New Road, La., held a parade for Queen and presented him with a key to the city (2020)
- Honored along with good friend and former high school teammate Stephen Guidry, who attended Mississippi State and was signed as an undrafted free agent by the Dallas Cowboys
- Player he most enjoys facing in the NFL is former LSU teammate and current Bengals QB Joe Burrow, who was selected No. 1 overall in the 2020 draft
- Standout high school baseball player (left fielder) and considered walking on to LSU's baseball team
- Pre-game ritual is to listen to Phil Collins' "In the Air Tonight" just prior to walking out on the field
- Spent many summers training with his father, who would have Patrick do sled pulls on a Mississippi River levee
- Majored in sport administration at LSU
- Was a four-year starter for Livonia (LA) H.S., playing both LB and RB
- Tabbed as a finalist for the 2016 Warrick Dunn Award, which is presented to the high school Player of the Year in the Baton Rouge area
- A 3A state champ and 2015 All-State selection, he totaled 1,487 rushing yards and 19 TDs
- Also finished with 66 tackles, seven tackles for loss and six passes defended
- Racked up 1,731 all-purpose yards his senior season after adding 255 receiving yards
- Was a four-year starter for the baseball team, batting .380 as the team's leadoff hitter and left fielder

COMMUNITY

- Partnered with the United Way of Central Maryland to adopt and provide holiday gifts to a family in need (2022)
- Participated in My Cause My Cleats to benefit Boo2Bullying and raise awareness for bullying (2022)
- Participated in the organization-wide day of service, Caw to Action – a celebration of the NFL's Huddle for 100 initiative (2022)
- Hosts his annual Level Up Football Camp at his alma mater, Livonia (LA) HS (2021-22)
- Supported teammate Anthony Levine Sr.'s 4Every1 Foundation bowling event (2021)
- Partnered with the United Way of Central Maryland to adopt and provide holiday gifts to a family in need (2021)
- Participated in the Ravens' virtual celebration video for students from the Class of 2020

COLLEGE

- In 41 career games (16 starts), posted 131 tackles (59 solo), 17.5 TFL, 4.0 sacks, three passes defended, one interception and one fumble recovery
- In his final season at LSU (2019), tallied a career-high 85 tackles, including 12 tackles for loss and 3.0 sacks
- Helped lead LSU to a 42-25 victory in the 2020 CFP National Championship Game and an undefeated (15-0) season
- Seven of LSU's 15 wins came against teams ranked in the Top 10
- Helped LSU produce the country's sixth-best third-down defense (29.6%) and rank 31st in total defense (343.5 ypg allowed) in 2019
- A versatile linebacker who was mentored in 2018 by LSU All-American and Butkus Award winner Devin White, who currently plays for Tampa Bay
- Was named Defensive MVP of the 2020 CFP National Championship Game

REGULAR SEASON COMPARISON: DEFENSIVE - DENVER BRONCOS

| DATE | OPP | W/L | GP/GS | TACKLES | | | | | SACK | YDS. | INT | TFL | PD | QBH | TD | MISC | |
|---------|-------------|-----|-------|---------|------|------|---------|-----|------|------|-----|-----|----|-----|----|------|--|
| | | | | TOT | SOLO | ASST | TACKLES | FF | | | | | | | | FR | |
| 10/3/21 | BLT @ DEN | W | S | 3 | 2 | 1 | 0.0 | 0.0 | 0 | 1 | 0 | 0 | 0 | 0 | 0 | 0 | |
| 12/4/22 | BLT vs. DEN | W | S | 9 | 7 | 2 | 0.0 | 0.0 | 0 | 1 | 0 | 0 | 0 | 0 | 0 | | |
| TOTALS | | 2/0 | 2/2 | 12 | 9 | 3 | 0.0 | 0.0 | 0 | 2 | 0 | 0 | 0 | 0 | 0 | | |

PATRICK QUEEN'S NFL REGULAR SEASON DEFENSIVE STATISTICS

| DATE | TEAM | GP | GS | TACKLES | | | | | | | INTERCEPTIONS | | | | | O. FUMB | | | ST | | | MISC | | | | | |
|-------------------|----------|-----------|-----------|------------|------------|------------|-----------|------------|-------------|-------------|---------------|----------|-----------|-----------|----------|-----------|----------|----------|----------|-----------|----------|----------|----------|----------|----------|----------|----------|
| | | | | TK | S | A | TFL | YDS | SK | YDS | QBH | NO | YDS | LG | TD | PD | FF | FR | TD | YDS | TK | S | A | FF | FR | S | A |
| 2020 | Ravens | 16 | 16 | 105 | 65 | 40 | 9 | 19 | 3.0 | 17.0 | 10 | 1 | 0 | 0 | 0 | 2 | 2 | 2 | 1 | 53 | 1 | 1 | 0 | 0 | 0 | 0 | 0 |
| 2021 | Ravens | 17 | 17 | 98 | 68 | 30 | 10 | 37 | 2.0 | 19.0 | 3 | 0 | 0 | 0 | 1 | 1 | 1 | 0 | 0 | 0 | 0 | 0 | 0 | 0 | 0 | 0 | |
| 2022 | Ravens | 17 | 17 | 117 | 79 | 38 | 9 | 31 | 5.0 | 24.5 | 14 | 2 | 11 | 11 | 0 | 6 | 1 | 2 | 0 | 5 | 0 | 0 | 0 | 0 | 0 | 0 | |
| 2023 | Ravens | 17 | 17 | 133 | 84 | 49 | 9 | 44 | 3.5 | 35.0 | 6 | 1 | 21 | 21 | 0 | 6 | 1 | 1 | 0 | 0 | 0 | 0 | 0 | 0 | 0 | 0 | |
| 2024 | Steelers | 1 | 1 | 2 | 2 | 0 | 0 | 0 | 0.0 | 0.0 | 0 | 0 | 0 | 0 | 0 | 0 | 0 | 0 | 0 | 0 | 0 | 0 | 0 | 0 | 0 | 0 | |
| NFL TOTALS | | 68 | 68 | 455 | 298 | 157 | 37 | 131 | 13.5 | 95.5 | 33 | 4 | 32 | 21 | 0 | 15 | 5 | 6 | 1 | 58 | 1 | 1 | 0 | 0 | 0 | 0 | 0 |

PATRICK QUEEN'S NFL POSTSEASON DEFENSIVE STATISTICS

| DATE | TEAM | GP | GS | TACKLES | | | | | | | INTERCEPTIONS | | | | | O. FUMB | | | ST | | | MISC | | | | |
|-------------------|--------|----------|----------|-----------|-----------|----------|----------|----------|------------|------------|---------------|----------|----------|----------|----------|----------|----------|----------|----------|----------|----------|----------|----------|----------|----------|----------|
| | | | | TK | S | A | TFL | YDS | SK | YDS | QBH | NO | YDS | LG | TD | PD | FF | FR | TD | YDS | TK | S | A | FF | FR | S |
| 2020 | Ravens | 2 | 1 | 4 | 3 | 1 | 0 | 0 | 0.0 | 0.0 | 1 | 0 | 0 | 0 | 0 | 0 | 0 | 0 | 0 | 0 | 0 | 0 | 0 | 0 | 0 | 0 |
| 2022 | Ravens | 1 | 1 | 6 | 4 | 2 | 1 | 0 | 0.0 | 0.0 | 0 | 0 | 0 | 0 | 0 | 0 | 0 | 0 | 0 | 0 | 0 | 0 | 0 | 0 | 0 | 0 |
| 2023 | Ravens | 2 | 2 | 13 | 12 | 1 | 0 | 0 | 0.0 | 0.0 | 1 | 0 | 0 | 0 | 0 | 0 | 0 | 0 | 0 | 0 | 0 | 0 | 0 | 0 | 0 | 0 |
| NFL TOTALS | | 5 | 4 | 23 | 19 | 4 | 1 | 0 | 0.0 | 0.0 | 2 | 0 | 0 | 0 | 0 | 0 | 0 | 0 | 0 | 0 | 0 | 0 | 0 | 0 | 0 | 0 |

SINGLE-GAME HIGHS: DEFENSIVE

- Total Tackles** 13 vs. Green Bay Packers, Dec 19, 2021
12 vs. Indianapolis Colts, Sep 24, 2023
...2 more at 12.
- Solo Tackles** 11 vs. Green Bay Packers, Dec 19, 2021
9 vs. Cincinnati Bengals, Nov 16, 2023
...3 more at 9.
- Sacks** 1.0 at Tennessee Titans, Oct 15, 2023
1.0 at Cleveland Browns, Oct 01, 2023
...9 more at 1.0.
- Passes Defensed** 1 vs. Miami Dolphins, Dec 31, 2023
1 at San Francisco 49ers, Dec 25, 2023
...13 more at 1.
- Forced Fumbles** 1 at Los Angeles Chargers, Nov 26, 2023
1 at New York Giants, Oct 16, 2022
...3 more at 1.
- Fumble Recoveries** 2 vs. Cincinnati Bengals, Oct 11, 2020
1 at Jacksonville Jaguars, Dec 17, 2023
...3 more at 1.
- Tackles For Loss** 3 at Cleveland Browns, Oct 01, 2023
3 vs. Cleveland Browns, Oct 23, 2022
...2 more at 3.
- Interceptions** 1 at San Francisco 49ers, Dec 25, 2023
1 at Pittsburgh Steelers, Dec 11, 2022
...2 more at 1.
- Special Teams Tackles** 1 at Pittsburgh Steelers, Dec 02, 2020
Longest Opp Fumble Return 53 vs. Cincinnati Bengals, Oct 11, 2020
5 vs. Atlanta Falcons, Dec 24, 2022

SINGLE-GAME HIGHS - POSTSEASON: DEFENSIVE

- Total Tackles** 8 vs. Kansas City Chiefs, Jan 28, 2024
6 at Cincinnati Bengals, Jan 15, 2023
5 vs. Houston Texans, Jan 20, 2024
2 at Buffalo Bills, Jan 16, 2021
2 at Tennessee Titans, Jan 10, 2021
- Solo Tackles** 7 vs. Kansas City Chiefs, Jan 28, 2024
5 vs. Houston Texans, Jan 20, 2024
4 at Cincinnati Bengals, Jan 15, 2023
2 at Tennessee Titans, Jan 10, 2021
1 at Buffalo Bills, Jan 16, 2021
- Tackles For Loss** 1 at Cincinnati Bengals, Jan 15, 2023

2024 GAME-BY-GAME REGULAR-SEASON STATISTICS (STEELERS)

| DATE | OPPONENT | P/S | TACKLES | | | | | | | INTERCEPTIONS | | | | | O. FUMB | | | ST | | | MISC | | | | | | |
|--------------------|------------|------------|----------|----------|----------|------------|------------|----------|----------|---------------|----------|----------|----------|----------|----------|----------|----------|----------|----------|----------|----------|----------|----------|----------|----------|------------|-------|
| | | | TK | S | A | SK | YDS | TFL | YDS | QBH | NO | YDS | LG | TD | PD | FF | FR | TD | YDS | TK | S | A | FF | FR | S | A | W/L |
| 09/08 | at Falcons | S | 2 | 2 | 0 | 0.0 | 0.0 | 0 | 0 | 0 | 0 | 0 | 0 | 0 | 0 | 0 | 0 | 0 | 0 | 0 | 0 | 0 | 0 | 0 | 0 | W | 18-10 |
| 2024 TOTALS | | 1-1 | 2 | 2 | 0 | 0.0 | 0.0 | 0 | 0 | 0 | 0 | 0 | 0 | 0 | 0 | 0 | 0 | 0 | 0 | 0 | 0 | 0 | 0 | 0 | 0 | 1-0 | |

2023 GAME-BY-GAME REGULAR-SEASON STATISTICS (RAVENS)

| DATE | OPPONENT | P/S | TACKLES | | | | | | | INTERCEPTIONS | | | | | O. FUMB | | | ST | | | MISC | | | | | | |
|--------------------|--------------|--------------|------------|-----------|-----------|------------|-------------|----------|-----------|---------------|----------|-----------|-----------|----------|----------|----------|----------|----------|----------|----------|----------|----------|----------|----------|----------|-------------|-------|
| | | | TK | S | A | SK | YDS | TFL | YDS | QBH | NO | YDS | LG | TD | PD | FF | FR | TD | YDS | TK | S | A | FF | FR | S | A | W/L |
| 09/10 | Texans | S | 11 | 3 | 8 | 1.0 | 11.0 | 1 | 11 | 1 | 0 | 0 | 0 | 0 | 1 | 0 | 0 | 0 | 0 | 0 | 0 | 0 | 0 | 0 | 0 | W | 25-9 |
| 09/17 | at Bengals | S | 8 | 5 | 3 | 0.0 | 0.0 | 0 | 0 | 1 | 0 | 0 | 0 | 0 | 0 | 0 | 0 | 0 | 0 | 0 | 0 | 0 | 0 | 0 | 0 | W | 27-24 |
| 09/24 | Colts | S | 12 | 7 | 5 | 0.0 | 0.0 | 0 | 0 | 0 | 0 | 0 | 0 | 0 | 0 | 0 | 0 | 0 | 0 | 0 | 0 | 0 | 0 | 0 | L | 19-22+ | |
| 10/01 | at Browns | S | 5 | 4 | 1 | 1.0 | 11.0 | 3 | 15 | 1 | 0 | 0 | 0 | 0 | 1 | 0 | 0 | 0 | 0 | 0 | 0 | 0 | 0 | 0 | W | 28-3 | |
| 10/08 | at Steelers | S | 8 | 2 | 6 | 0.5 | 4.0 | 0 | 0 | 1 | 0 | 0 | 0 | 0 | 1 | 0 | 0 | 0 | 0 | 0 | 0 | 0 | 0 | 0 | L | 10-17 | |
| 10/15 | at Titans | S | 9 | 7 | 2 | 1.0 | 9.0 | 1 | 9 | 1 | 0 | 0 | 0 | 0 | 0 | 0 | 0 | 0 | 0 | 0 | 0 | 0 | 0 | 0 | W | 24-16 | |
| 10/22 | Lions | S | 5 | 5 | 0 | 0.0 | 0.0 | 0 | 0 | 0 | 0 | 0 | 0 | 0 | 0 | 0 | 0 | 0 | 0 | 0 | 0 | 0 | 0 | 0 | W | 38-6 | |
| 10/29 | at Cardinals | S | 11 | 9 | 2 | 0.0 | 0.0 | 1 | 1 | 0 | 0 | 0 | 0 | 0 | 0 | 0 | 0 | 0 | 0 | 0 | 0 | 0 | 0 | 0 | W | 31-24 | |
| 11/05 | Seahawks | S | 6 | 5 | 1 | 0.0 | 0.0 | 1 | 4 | 0 | 0 | 0 | 0 | 0 | 0 | 0 | 0 | 0 | 0 | 0 | 0 | 0 | 0 | 0 | W | 37-3 | |
| 11/12 | Browns | S | 9 | 6 | 3 | 0.0 | 0.0 | 0 | 0 | 0 | 0 | 0 | 0 | 0 | 0 | 0 | 0 | 0 | 0 | 0 | 0 | 0 | 0 | 0 | L | 31-33 | |
| 11/16 | Bengals | S | 11 | 9 | 2 | 0.0 | 0.0 | 0 | 0 | 0 | 0 | 0 | 0 | 0 | 0 | 0 | 0 | 0 | 0 | 0 | 0 | 0 | 0 | 0 | W | 34-20 | |
| 12/31 | Dolphins | S | 6 | 3 | 3 | 0.0 | 0.0 | 1 | 0 | 0 | 0 | 0 | 0 | 0 | 1 | 0 | 0 | 0 | 0 | 0 | 0 | 0 | 0 | 0 | W | 20-10 | |
| 12/10 | Rams | S | 6 | 3 | 3 | 0.0 | 0.0 | 0 | 0 | 0 | 0 | 0 | 0 | 0 | 0 | 0 | 0 | 0 | 0 | 0 | 0 | 0 | 0 | 0 | W | 37-31+ | |
| 12/17 | at Jaguars | S | 4 | 3 | 1 | 0.0 | 0.0 | 0 | 0 | 0 | 0 | 0 | 0 | 0 | 0 | 1 | 0 | 0 | 0 | 0 | 0 | 0 | 0 | 0 | W | 23-7 | |
| 12/25 | at 49ers | S | 7 | 2 | 5 | 0.0 | 0.0 | 0 | 0 | 1 | 1 | 21 | 21 | 0 | 1 | 0 | 0 | 0 | 0 | 0 | 0 | 0 | 0 | 0 | W | 33-19 | |
| 12/31 | Dolphins | S | 6 | 3 | 3 | 0.0 | 0.0 | 1 | 0 | 0 | 0 | 0 | 0 | 0 | 1 | 0 | 0 | 0 | 0 | 0 | 0 | 0 | 0 | 0 | W | 56-19 | |
| 01/06 | Steelers | S | 8 | 6 | 2 | 0.0 | 0.0 | 0 | 0 | 0 | 0 | 0 | 0 | 0 | 0 | 0 | 0 | 0 | 0 | 0 | 0 | 0 | 0 | 0 | L | 10-17 | |
| 2023 TOTALS | | 17-17 | 133 | 84 | 49 | 3.5 | 35.0 | 9 | 44 | 6 | 1 | 21 | 21 | 0 | 6 | 1 | 1 | 0 | 0 | 0 | 0 | 0 | 0 | 0 | 0 | 13-4 | |

+/- Overtime

2022 GAME-BY-GAME REGULAR-SEASON STATISTICS (RAVENS)

| DATE | OPPONENT | P/S | TACKLES | | | | | | | INTERCEPTIONS | | | | O. FUMB | | | ST | | | MISC | | W/L | SCORE | | | | |
|-------------|---------------|-------|---------|----|----|-----|------|-----|-----|---------------|----|-----|----|---------|----|----|----|----|-----|------|---|-----|-------|---|----|------|-------|
| | | | TK | S | A | SK | YDS | TFL | YDS | QBH | NO | YDS | LG | TD | PD | FF | FR | TD | YDS | TK | S | | | A | FF | FR | S |
| 09/11 | at Jets | S | 9 | 5 | 4 | 0.5 | 2.5 | 0 | 0 | 3 | 0 | 0 | 0 | 0 | 0 | 0 | 0 | 0 | 0 | 0 | 0 | 0 | 0 | 0 | 0 | W | 24-9 |
| 09/18 | Dolphins | S | 5 | 4 | 1 | 0.0 | 0.0 | 0 | 0 | 0 | 0 | 0 | 0 | 0 | 0 | 0 | 0 | 0 | 0 | 0 | 0 | 0 | 0 | 0 | 0 | L | 38-42 |
| 09/25 | at Patriots | S | 5 | 4 | 1 | 1.0 | 7.0 | 1 | 7 | 1 | 0 | 0 | 0 | 0 | 1 | 0 | 0 | 0 | 0 | 0 | 0 | 0 | 0 | 0 | 0 | W | 37-26 |
| 10/02 | Bills | S | 5 | 4 | 1 | 0.0 | 0.0 | 1 | 1 | 3 | 0 | 0 | 0 | 0 | 0 | 0 | 0 | 0 | 0 | 0 | 0 | 0 | 0 | 0 | 0 | L | 20-23 |
| 10/09 | Bengals | S | 7 | 5 | 2 | 0.0 | 0.0 | 0 | 0 | 0 | 1 | 11 | 11 | 0 | 1 | 0 | 0 | 0 | 0 | 0 | 0 | 0 | 0 | 0 | 0 | W | 19-17 |
| 10/16 | at Giants | S | 7 | 5 | 2 | 1.0 | 0.0 | 0 | 0 | 0 | 0 | 0 | 0 | 0 | 0 | 1 | 0 | 0 | 0 | 0 | 0 | 0 | 0 | 0 | 0 | L | 20-24 |
| 10/23 | Browns | S | 11 | 7 | 4 | 1.0 | 5.0 | 3 | 14 | 1 | 0 | 0 | 0 | 0 | 0 | 0 | 0 | 0 | 0 | 0 | 0 | 0 | 0 | 0 | 0 | W | 23-20 |
| 10/27 | at Buccaneers | S | 4 | 4 | 0 | 0.0 | 0.0 | 0 | 0 | 0 | 0 | 0 | 0 | 0 | 0 | 0 | 0 | 0 | 0 | 0 | 0 | 0 | 0 | 0 | 0 | W | 27-22 |
| 11/07 | at Saints | S | 5 | 5 | 0 | 0.0 | 0.0 | 0 | 0 | 0 | 0 | 0 | 0 | 0 | 1 | 0 | 0 | 0 | 0 | 0 | 0 | 0 | 0 | 0 | 0 | W | 27-13 |
| 11/20 | Panthers | S | 12 | 9 | 3 | 0.5 | 4.5 | 1 | 3 | 1 | 0 | 0 | 0 | 0 | 0 | 0 | 0 | 0 | 0 | 0 | 0 | 0 | 0 | 0 | 0 | W | 13-3 |
| 11/27 | at Jaguars | S | 6 | 4 | 2 | 0.0 | 0.0 | 1 | 3 | 0 | 0 | 0 | 0 | 0 | 1 | 0 | 0 | 0 | 0 | 0 | 0 | 0 | 0 | 0 | 0 | L | 27-28 |
| 12/04 | Broncos | S | 9 | 7 | 2 | 0.0 | 0.0 | 1 | 1 | 0 | 0 | 0 | 0 | 0 | 0 | 0 | 0 | 0 | 0 | 0 | 0 | 0 | 0 | 0 | 0 | W | 10-9 |
| 12/11 | at Steelers | S | 6 | 4 | 2 | 0.0 | 0.0 | 0 | 0 | 1 | 1 | 0 | 0 | 0 | 1 | 0 | 0 | 0 | 0 | 0 | 0 | 0 | 0 | 0 | 0 | W | 16-14 |
| 12/17 | at Browns | S | 6 | 3 | 3 | 0.5 | 2.5 | 0 | 0 | 1 | 0 | 0 | 0 | 0 | 0 | 0 | 0 | 0 | 0 | 0 | 0 | 0 | 0 | 0 | 0 | L | 3-13 |
| 12/24 | Falcons | S | 9 | 1 | 8 | 0.5 | 3.0 | 0 | 0 | 2 | 0 | 0 | 0 | 0 | 1 | 0 | 1 | 0 | 5 | 0 | 0 | 0 | 0 | 0 | 0 | W | 17-9 |
| 01/01 | Steelers | S | 6 | 4 | 2 | 0.0 | 0.0 | 0 | 0 | 1 | 0 | 0 | 0 | 0 | 0 | 0 | 0 | 0 | 0 | 0 | 0 | 0 | 0 | 0 | 0 | L | 13-16 |
| 01/08 | at Bengals | S | 5 | 4 | 1 | 0.0 | 0.0 | 1 | 2 | 0 | 0 | 0 | 0 | 0 | 0 | 0 | 1 | 0 | 0 | 0 | 0 | 0 | 0 | 0 | 0 | L | 16-27 |
| 2022 TOTALS | | 17-17 | 117 | 79 | 38 | 5.0 | 24.5 | 9 | 31 | 14 | 2 | 11 | 11 | 0 | 6 | 1 | 2 | 0 | 5 | 0 | 0 | 0 | 0 | 0 | 0 | 10-7 | |

2021 GAME-BY-GAME REGULAR-SEASON STATISTICS (RAVENS)

| DATE | OPPONENT | P/S | TACKLES | | | | | | | INTERCEPTIONS | | | | O. FUMB | | | ST | | | MISC | | W/L | SCORE | | | | | |
|-------------|-------------|-------|---------|----|----|-----|------|-----|-----|---------------|----|-----|----|---------|----|----|----|----|-----|------|---|-----|-------|---|----|----|-----|--------|
| | | | TK | S | A | SK | YDS | TFL | YDS | QBH | NO | YDS | LG | TD | PD | FF | FR | TD | YDS | TK | S | | | A | FF | FR | S | A |
| 09/13 | at Raiders | S | 9 | 6 | 3 | 1.0 | 13.0 | 1 | 13 | 1 | 0 | 0 | 0 | 0 | 0 | 0 | 0 | 0 | 0 | 0 | 0 | 0 | 0 | 0 | 0 | 0 | L | 27-33+ |
| 09/19 | Chiefs | S | 8 | 7 | 1 | 0.0 | 0.0 | 0 | 0 | 0 | 0 | 0 | 0 | 0 | 0 | 0 | 0 | 0 | 0 | 0 | 0 | 0 | 0 | 0 | 0 | 0 | W | 36-35 |
| 09/26 | at Lions | S | 7 | 4 | 3 | 0.0 | 0.0 | 0 | 0 | 0 | 0 | 0 | 0 | 0 | 0 | 0 | 0 | 0 | 0 | 0 | 0 | 0 | 0 | 0 | 0 | 0 | W | 19-17 |
| 10/03 | at Broncos | S | 3 | 2 | 1 | 0.0 | 0.0 | 1 | 3 | 0 | 0 | 0 | 0 | 0 | 0 | 0 | 0 | 0 | 0 | 0 | 0 | 0 | 0 | 0 | 0 | 0 | W | 23-7 |
| 10/11 | Colts | S | 6 | 4 | 2 | 0.0 | 0.0 | 1 | 1 | 1 | 0 | 0 | 0 | 0 | 0 | 0 | 0 | 0 | 0 | 0 | 0 | 0 | 0 | 0 | 0 | 0 | W | 31-25+ |
| 10/17 | Chargers | S | 3 | 2 | 1 | 0.0 | 0.0 | 0 | 0 | 0 | 0 | 0 | 0 | 0 | 0 | 0 | 0 | 0 | 0 | 0 | 0 | 0 | 0 | 0 | 0 | 0 | W | 34-6 |
| 10/24 | Bengals | S | 2 | 1 | 1 | 0.0 | 0.0 | 1 | 1 | 0 | 0 | 0 | 0 | 0 | 0 | 0 | 0 | 0 | 0 | 0 | 0 | 0 | 0 | 0 | 0 | 0 | L | 17-41 |
| 11/07 | Vikings | S | 4 | 2 | 2 | 0.0 | 0.0 | 1 | 8 | 0 | 0 | 0 | 0 | 0 | 0 | 0 | 0 | 0 | 0 | 0 | 0 | 0 | 0 | 0 | 0 | 0 | W | 34-31+ |
| 11/11 | at Dolphins | S | 5 | 4 | 1 | 1.0 | 6.0 | 1 | 0 | 1 | 0 | 0 | 0 | 0 | 0 | 1 | 0 | 0 | 0 | 0 | 0 | 0 | 0 | 0 | 0 | 0 | L | 10-22 |
| 11/21 | at Bears | S | 7 | 4 | 3 | 0.0 | 0.0 | 1 | 6 | 0 | 0 | 0 | 0 | 0 | 0 | 0 | 0 | 0 | 0 | 0 | 0 | 0 | 0 | 0 | 0 | 0 | W | 16-13 |
| 11/28 | Browns | S | 8 | 8 | 0 | 0.0 | 0.0 | 2 | 3 | 0 | 0 | 0 | 0 | 0 | 0 | 0 | 1 | 0 | 0 | 0 | 0 | 0 | 0 | 0 | 0 | 0 | W | 16-10 |
| 12/05 | at Steelers | S | 6 | 5 | 1 | 0.0 | 0.0 | 0 | 0 | 0 | 0 | 0 | 0 | 0 | 0 | 0 | 0 | 0 | 0 | 0 | 0 | 0 | 0 | 0 | 0 | 0 | L | 19-20 |
| 12/12 | at Browns | S | 2 | 1 | 1 | 0.0 | 0.0 | 0 | 0 | 0 | 0 | 0 | 0 | 0 | 0 | 0 | 0 | 0 | 0 | 0 | 0 | 0 | 0 | 0 | 0 | 0 | L | 22-24 |
| 12/19 | Packers | S | 13 | 11 | 2 | 0.0 | 0.0 | 0 | 0 | 0 | 0 | 0 | 0 | 0 | 0 | 0 | 0 | 0 | 0 | 0 | 0 | 0 | 0 | 0 | 0 | 0 | L | 30-31 |
| 12/26 | at Bengals | S | 9 | 4 | 5 | 0.0 | 0.0 | 1 | 2 | 0 | 0 | 0 | 0 | 0 | 1 | 0 | 0 | 0 | 0 | 0 | 0 | 0 | 0 | 0 | 0 | 0 | L | 21-41 |
| 01/02 | Rams | S | 2 | 1 | 1 | 0.0 | 0.0 | 0 | 0 | 0 | 0 | 0 | 0 | 0 | 0 | 0 | 0 | 0 | 0 | 0 | 0 | 0 | 0 | 0 | 0 | 0 | L | 19-20 |
| 01/09 | Steelers | S | 4 | 2 | 2 | 0.0 | 0.0 | 0 | 0 | 0 | 0 | 0 | 0 | 0 | 0 | 0 | 0 | 0 | 0 | 0 | 0 | 0 | 0 | 0 | 0 | 0 | L | 13-16+ |
| 2021 TOTALS | | 17-17 | 98 | 68 | 30 | 2.0 | 19.0 | 10 | 37 | 3 | 0 | 0 | 0 | 0 | 1 | 1 | 1 | 0 | 0 | 0 | 0 | 0 | 0 | 0 | 0 | 0 | 8-9 | |

+/- Overtime

2020 GAME-BY-GAME REGULAR-SEASON STATISTICS (RAVENS)

| DATE | OPPONENT | P/S | TACKLES | | | | | | | INTERCEPTIONS | | | | O. FUMB | | | ST | | | MISC | | W/L | SCORE | | | | | |
|-------------|------------------|-------|---------|----|----|-----|------|-----|-----|---------------|----|-----|----|---------|----|----|----|----|-----|------|---|-----|-------|---|----|----|------|--------|
| | | | TK | S | A | SK | YDS | TFL | YDS | QBH | NO | YDS | LG | TD | PD | FF | FR | TD | YDS | TK | S | | | A | FF | FR | S | A |
| 09/13 | Browns | S | 8 | 4 | 4 | 1.0 | 7.0 | 1 | 7 | 1 | 0 | 0 | 0 | 0 | 0 | 1 | 0 | 0 | 0 | 0 | 0 | 0 | 0 | 0 | 0 | 0 | W | 38-6 |
| 09/20 | at Texans | S | 9 | 7 | 2 | 0.0 | 0.0 | 0 | 0 | 1 | 0 | 0 | 0 | 0 | 0 | 0 | 0 | 0 | 0 | 0 | 0 | 0 | 0 | 0 | 0 | 0 | W | 33-16 |
| 09/28 | Chiefs | S | 4 | 4 | 0 | 0.0 | 0.0 | 0 | 0 | 0 | 0 | 0 | 0 | 0 | 0 | 0 | 0 | 0 | 0 | 0 | 0 | 0 | 0 | 0 | 0 | 0 | L | 20-34 |
| 10/04 | at Football Team | S | 12 | 9 | 3 | 0.0 | 0.0 | 3 | 3 | 0 | 0 | 0 | 0 | 0 | 0 | 0 | 0 | 0 | 0 | 0 | 0 | 0 | 0 | 0 | 0 | 0 | W | 31-17 |
| 10/11 | Bengals | S | 9 | 6 | 3 | 1.0 | 6.0 | 0 | 0 | 1 | 0 | 0 | 0 | 0 | 0 | 0 | 1 | 2 | 1 | 53 | 0 | 0 | 0 | 0 | 0 | 0 | W | 27-3 |
| 10/18 | at Eagles | S | 2 | 2 | 0 | 0.0 | 0.0 | 0 | 0 | 2 | 0 | 0 | 0 | 0 | 1 | 0 | 0 | 0 | 0 | 0 | 0 | 0 | 0 | 0 | 0 | 0 | W | 30-28 |
| 11/01 | Steelers | S | 4 | 3 | 1 | 0.0 | 0.0 | 0 | 0 | 0 | 0 | 0 | 0 | 0 | 0 | 0 | 0 | 0 | 0 | 0 | 0 | 0 | 0 | 0 | 0 | 0 | L | 24-28 |
| 11/08 | at Colts | S | 4 | 3 | 1 | 0.0 | 0.0 | 0 | 0 | 0 | 0 | 0 | 0 | 0 | 0 | 0 | 0 | 0 | 0 | 0 | 0 | 0 | 0 | 0 | 0 | 0 | W | 24-10 |
| 11/15 | at Patriots | S | 9 | 5 | 4 | 0.0 | 0.0 | 1 | 2 | 0 | 0 | 0 | 0 | 0 | 0 | 0 | 0 | 0 | 0 | 0 | 0 | 0 | 0 | 0 | 0 | 0 | L | 17-23 |
| 11/22 | Titans | S | 9 | 3 | 6 | 0.0 | 0.0 | 0 | 0 | 1 | 0 | 0 | 0 | 0 | 0 | 0 | 0 | 0 | 0 | 0 | 0 | 0 | 0 | 0 | 0 | 0 | L | 24-30+ |
| 12/02 | at Steelers | S | 8 | 5 | 3 | 0.0 | 0.0 | 0 | 0 | 0 | 0 | 0 | 0 | 0 | 0 | 0 | 0 | 0 | 0 | 1 | 1 | 0 | 0 | 0 | 0 | 0 | L | 14-19 |
| 12/08 | Cowboys | S | 5 | 3 | 2 | 0.0 | 0.0 | 0 | 0 | 0 | 1 | 0 | 0 | 0 | 1 | 0 | 0 | 0 | 0 | 0 | 0 | 0 | 0 | 0 | 0 | 0 | W | 34-17 |
| 12/14 | at Browns | S | 8 | 3 | 5 | 0.0 | 0.0 | 0 | 0 | 0 | 0 | 0 | 0 | 0 | 0 | 0 | 0 | 0 | 0 | 0 | 0 | 0 | 0 | 0 | 0 | 0 | W | 47-42 |
| 12/20 | Jaguars | S | 6 | 4 | 2 | 1.0 | 4.0 | 3 | 7 | 2 | 0 | 0 | 0 | 0 | 0 | 0 | 0 | 0 | 0 | 0 | 0 | 0 | 0 | 0 | 0 | 0 | W | 40-14 |
| 12/27 | Giants | S | 4 | 2 | 2 | 0.0 | 0.0 | 0 | 0 | 2 | 0 | 0 | 0 | 0 | 0 | 0 | 0 | 0 | 0 | 0 | 0 | 0 | 0 | 0 | 0 | 0 | W | 27-13 |
| 01/03 | at Bengals | S | 4 | 2 | 2 | 0.0 | 0.0 | 1 | 0 | 0 | 0 | 0 | 0 | 0 | 0 | 0 | 0 | 0 | 0 | 0 | 0 | 0 | 0 | 0 | 0 | 0 | W | 38-3 |
| 2020 TOTALS | | 16-16 | 105 | 65 | 40 | 3.0 | 17.0 | 9 | 19 | 10 | 1 | 0 | 0 | 0 | 2 | 2 | 2 | 1 | 53 | 1 | 1 | 0 | 0 | 0 | 0 | 0 | 11-5 | |

+/- Overtime

2023 GAME-BY-GAME POSTSEASON STATISTICS (RAVENS)

| DATE | OPPONENT | P/S | TACKLES | | | | | | | INTERCEPTIONS | | | | O. FUMB | | | ST | | | MISC | | W/L | SCORE | | | | | |
|-------------|----------|-----|---------|----|---|-----|-----|-----|-----|---------------|----|-----|----|---------|----|----|----|----|-----|------|---|-----|-------|---|----|----|-----|-------|
| | | | TK | S | A | SK | YDS | TFL | YDS | QBH | NO | YDS | LG | TD | PD | FF | FR | TD | YDS | TK | S | | | A | FF | FR | S | A |
| 01/20 | Texans | S | 5 | 5 | 0 | 0.0 | 0.0 | 0 | 0 | 0 | 0 | 0 | 0 | 0 | 0 | 0 | 0 | 0 | 0 | 0 | 0 | 0 | 0 | 0 | 0 | 0 | W | 34-10 |
| 01/28 | Chiefs | S | 8 | 7 | 1 | 0.0 | 0.0 | 0 | 0 | 1 | 0 | 0 | 0 | 0 | 0 | 0 | 0 | 0 | 0 | 0 | 0 | 0 | 0 | 0 | 0 | 0 | L | 10-17 |
| 2023 TOTALS | | 2-2 | 13 | 12 | 1 | 0.0 | 0.0 | 0 | 0 | 1 | 0 | 0 | 0 | 0 | 0 | 0 | 0 | 0 | 0 | 0 | 0 | 0 | 0 | 0 | 0 | 0 | 1-1 | |



ELANDON ^{LB}
ROBERTS

HEIGHT: 6-1
WEIGHT: 238
COLLEGE: Houston
BORN: April 22, 1994

HOW ACQUIRED: FA '23
NFL EXPERIENCE: 9th year
BIRTHPLACE: Port Arthur, TX



PRO CAREER

- ✦ Has played in 123 games (91 starts) in his eight-year NFL career (New England 2016-19; Miami 2020-22; Pittsburgh 2023)
- ✦ Has registered 550 tackles (325 solo), 47 tackles for loss, 29 quarterback hits, 13.5 sacks, 12 passes defended, four forced fumbles, two fumble recoveries, one interception, one interception returned for a touchdown and one receiving touchdown
- ✦ Has played in 12 postseason contests (nine starts) and registered 39 tackles (24 solo), three quarterback hits and one tackle for loss
- ✦ Served as a defensive team captain for four consecutive seasons (2019-22)
- ✦ Two-time Super Bowl champion with New England (LI and LIII)
- ✦ Recipient of the 2021 Ed Block Courage Award (Miami recipient) and 2020 Nat Moore Community Service Award
- ✦ Made NFL debut in Week 2 of 2016 (vs. Miami)
- ✦ Made NFL starting debut in Week 6 of 2016 (vs. Cincinnati)

2023 (STEELERS)

- ✦ Played in 16 regular-season games (15 starts)
- ✦ Registered 101 tackles (68 solo), 2.5 sacks, six quarterback hits, 10 tackles for loss and two passes defended
- ✦ Eclipsed 100 tackles in a season for the second straight year
- ✦ Ranked first on the team in tackles, solo stops and assisted tackles, and second in tackles for loss
- ✦ Registered a career-high 15 tackles (11 solo) in Week 11 at Cleveland; added two tackles for loss
- ✦ Recorded 10 tackles (five solo), two quarterback hits and one tackle for loss in Week 4 at Houston

2022 (DOLPHINS)

- ✦ Started all 17 regular-season games
- ✦ Set career-highs in tackles (104), tackles for loss (10), quarterback hits (six) and sacks (4.5)
- ✦ Ranked first on the team in total tackles, second in tackles for loss and third in solo tackles (65) and sacks
- ✦ Recorded the second multi-sack game of his career with 1.5 sacks in Week 6 vs. Minnesota
- ✦ Registered double-digit tackles in a single game for the second time in his career with 10 in Week 9 at Chicago
- ✦ Eclipsed 100 tackles for the first time in his career in Week 17 at New England

2021 (DOLPHINS)

- ✦ Played in all 17 regular-season games (15 starts)
- ✦ Registered 83 tackles (42 solo), 1.0 sack, one interception, six tackles for loss, four passes defended, two forced fumbles and one interception returned for TD
- ✦ Caught the first interception of his career in Week 3 at Las Vegas and returned it 85 yards for a touchdown, the third-longest interception return of the season
- ✦ Added on a forced fumble at Las Vegas to mark his first multi-turnover game

2020 (DOLPHINS)

- ✦ Played in 13 games (11 starts)
- ✦ Amassed 58 tackles (31 solo), 1.5 sacks, seven tackles for loss, three quarterback hits, one forced fumble and one fumble recovery
- ✦ Returned one kickoff for 13 yards in Week 15 vs. New England
- ✦ Recovered a fumble forced by CB Xavien Howard in the third quarter of the Week 15 victory

2019 (PATRIOTS)

- ✦ Played in all 16 games with three starts
- ✦ Registered 28 tackles (18 solo), 1.0 sack, three quarterback hits, one tackle for loss and one pass defended
- ✦ Helped the defense lead the NFL in fewest total yards allowed per game (275.9) and points allowed per game (14.1)
- ✦ Caught a receiving touchdown for 38 yards in Week 17 vs. Miami, the longest receiving touchdown by a linebacker since the 1970 merger
- ✦ Became just the third defensive player in Patriots history to score an offensive touchdown

2018 (PATRIOTS)

- ✦ Appeared in all 16 regular-season games (11 starts)
- ✦ Recorded 63 tackles (30 solo), six tackles for loss, four passes defended, two quarterback hits and 1.0 sacks
- ✦ Registered seven tackles (six solo) and one tackle for loss in three playoff appearances

2017 (PATRIOTS)

- ✦ Played in 15 regular-season games (14 starts)
- ✦ Amassed 67 tackles (45 solo), four tackles for loss, three quarterback hits, 2.0 sacks, one fumble recovery and one pass defended
- ✦ Set a single-game high in sacks and recorded the first multi-sack game of his career with 2.0 in Week 12 vs. Miami
- ✦ Recorded 15 tackles (seven solo) in three postseason starts

2016 (PATRIOTS)

- ✦ Appeared in 13 games (five starts) as a rookie
- ✦ Registered 44 tackles (25 solo), three quarterback hits, two tackles for loss and one forced fumble
- ✦ Set a single-game high in tackles (11) and forced the first fumble of his career in Week 16 vs. New York Jets
- ✦ Appeared in all three playoff games, starting two, and registered seven tackles (five solo)

TRANSACTIONS

- ✦ Signed a two-year contract with Pittsburgh on Mar. 16, 2023
- ✦ Signed a one-year contract extension with Miami on Mar. 15, 2022
- ✦ Signed a one-year contract with Miami on Mar. 24, 2021
- ✦ Signed a one-year contract with Miami on Mar. 18, 2020
- ✦ Signed a four-year contract with New England on May 7, 2016
- ✦ Drafted by New England in the sixth round (214th overall) of the 2016 NFL Draft

PERSONAL

- ✦ Attended Memorial High School (TX)
- ✦ Named to Port Arthur News 40th Annual Super Team and the 21-5A all-district first team
- ✦ Also a member of the school's track and field team
- ✦ Son of Stephanie and Eli Roberts

COLLEGE

- ✦ Played in 34 games at Houston (2013-15) after transferring from Morgan State
- ✦ Finished at Houston with 175 tackles (109 solo), 23.5 tackles for loss, 7.0 sacks, six passes defended, two forced fumbles and one interception
- ✦ As a senior, led the nation with 88 solo tackles while ranking fourth nationally and leading The American with 142 total tackles
- ✦ Served as a team captain in 2015
- ✦ 2016 NFLPA Collegiate Bowl Invitee, 2015 Phil Steele's AAC First Team and 2015 All-ACC First Team
- ✦ In 2012, his 107 tackles at Morgan State ranked second in school history and earned him All-MEAC second team honors

REGULAR SEASON COMPARISON: DEFENSIVE - DENVER BRONCOS

| DATE | OPP | W/L | GP/GS | TACKLES | | | | ASST | SACK | YDS. | INT | TFL | PD | QBH | TD | MISC | | |
|---------------|-----------|-----|-------|---------|------|-----|-----|------|------|------|-----|-----|----|-----|----|------|----|----|
| | | | | TOT | SOLO | TFL | YDS | | | | | | | | | FF | FR | ST |
| 12/18/16 | NE @ DEN | W | S | 0 | 0 | 0 | 0 | 0.0 | 0.0 | 0 | 0 | 0 | 0 | 0 | 0 | 0 | 0 | 0 |
| 11/12/17 | NE @ DEN | W | S | 4 | 1 | 3 | 0 | 0.0 | 0.0 | 0 | 0 | 0 | 0 | 0 | 0 | 0 | 0 | 0 |
| 11/22/20 | MIA @ DEN | L | S | 5 | 3 | 2 | 0 | 0.0 | 0.0 | 0 | 1 | 0 | 0 | 0 | 0 | 0 | 0 | 0 |
| TOTALS | | | 2/1 | 3/3 | 9 | 4 | 5 | 0.0 | 0.0 | 0 | 1 | 0 | 0 | 0 | 0 | 0 | 0 | 0 |

ELANDON ROBERTS' NFL REGULAR SEASON DEFENSIVE STATISTICS

| DATE | TEAM | GP | GS | TACKLES | | | | YDS | QBH | INTERCEPTIONS | | | | O. FUMB | | | ST | | | MISC | | | | | | | |
|-------------------|----------|-----|----|---------|-----|-----|-----|-----|------|---------------|-----|----|----|---------|----|----|----|-----|----|------|---|----|----|---|---|---|---|
| | | | | TK | S | A | TFL | | | NO | YDS | LG | TD | PD | FF | FR | TD | YDS | TK | S | A | FF | FR | S | A | | |
| 2016 | Patriots | 13 | 5 | 44 | 25 | 19 | 2 | 5 | 0.0 | 0.0 | 3 | 0 | 0 | 0 | 0 | 1 | 0 | 0 | 0 | 1 | 0 | 1 | 0 | 0 | 0 | 0 | 0 |
| 2017 | Patriots | 15 | 14 | 67 | 45 | 22 | 4 | 16 | 2.0 | 13.0 | 3 | 0 | 0 | 0 | 1 | 0 | 1 | 0 | 0 | 0 | 0 | 0 | 0 | 0 | 0 | 0 | 0 |
| 2018 | Patriots | 16 | 11 | 63 | 30 | 33 | 6 | 18 | 1.0 | 7.0 | 2 | 0 | 0 | 0 | 4 | 0 | 0 | 0 | 0 | 2 | 1 | 1 | 0 | 0 | 0 | 0 | 0 |
| 2019 | Patriots | 16 | 3 | 28 | 18 | 10 | 1 | 11 | 1.0 | 11.0 | 3 | 0 | 0 | 0 | 1 | 0 | 0 | 0 | 0 | 1 | 0 | 1 | 0 | 0 | 0 | 0 | 0 |
| 2020 | Dolphins | 12 | 10 | 61 | 33 | 28 | 8 | 20 | 1.5 | 11.5 | 4 | 0 | 0 | 0 | 1 | 1 | 0 | 0 | 0 | 0 | 0 | 0 | 0 | 0 | 0 | 0 | 0 |
| 2021 | Dolphins | 17 | 15 | 83 | 42 | 41 | 6 | 14 | 1.0 | 7.0 | 2 | 1 | 85 | 85t | 1 | 4 | 2 | 0 | 0 | 0 | 0 | 0 | 0 | 0 | 0 | 0 | 0 |
| 2022 | Dolphins | 17 | 17 | 104 | 65 | 39 | 10 | 55 | 4.5 | 43.0 | 6 | 0 | 0 | 0 | 0 | 0 | 0 | 0 | 0 | 0 | 3 | 3 | 0 | 0 | 0 | 0 | 0 |
| 2023 | Steelers | 16 | 15 | 101 | 68 | 33 | 10 | 31 | 2.5 | 19.5 | 6 | 0 | 0 | 0 | 2 | 0 | 0 | 0 | 0 | 0 | 0 | 0 | 0 | 0 | 0 | 0 | 0 |
| 2024 | Steelers | 1 | 1 | 0 | 0 | 0 | 0 | 0 | 0.0 | 0.0 | 0 | 0 | 0 | 0 | 0 | 0 | 0 | 0 | 0 | 0 | 0 | 0 | 0 | 0 | 0 | 0 | 0 |
| NFL TOTALS | | 123 | 91 | 551 | 326 | 225 | 47 | 170 | 13.5 | 112.0 | 29 | 1 | 85 | 85t | 1 | 12 | 4 | 2 | 0 | 0 | 7 | 4 | 3 | 0 | 0 | 0 | 0 |

ELANDON ROBERTS' NFL POSTSEASON DEFENSIVE STATISTICS

| DATE | TEAM | GP | GS | TACKLES | | | | YDS | QBH | INTERCEPTIONS | | | | O. FUMB | | | ST | | | MISC | | | | | | | |
|-------------------|----------|----|----|---------|----|----|-----|-----|-----|---------------|-----|----|----|---------|----|----|----|-----|----|------|---|----|----|---|---|---|---|
| | | | | TK | S | A | TFL | | | NO | YDS | LG | TD | PD | FF | FR | TD | YDS | TK | S | A | FF | FR | S | A | | |
| 2016 | Patriots | 3 | 2 | 7 | 5 | 2 | 0 | 0 | 0.0 | 0.0 | 0 | 0 | 0 | 0 | 0 | 0 | 0 | 0 | 0 | 0 | 0 | 0 | 0 | 0 | 0 | 0 | 0 |
| 2017 | Patriots | 3 | 3 | 15 | 7 | 8 | 0 | 0 | 0.0 | 0.0 | 0 | 0 | 0 | 0 | 0 | 0 | 0 | 0 | 0 | 0 | 0 | 0 | 0 | 0 | 0 | 0 | 0 |
| 2018 | Patriots | 3 | 1 | 7 | 6 | 1 | 1 | 2 | 0.0 | 0.0 | 0 | 0 | 0 | 0 | 0 | 0 | 0 | 0 | 0 | 0 | 0 | 0 | 0 | 0 | 0 | 0 | 0 |
| 2019 | Patriots | 1 | 1 | 2 | 1 | 1 | 0 | 0 | 0.0 | 0.0 | 0 | 0 | 0 | 0 | 0 | 0 | 0 | 0 | 0 | 0 | 0 | 0 | 0 | 0 | 0 | 0 | 0 |
| 2022 | Dolphins | 1 | 1 | 3 | 2 | 1 | 0 | 0 | 0.0 | 0.0 | 2 | 0 | 0 | 0 | 0 | 0 | 0 | 0 | 0 | 0 | 0 | 0 | 0 | 0 | 0 | 0 | 0 |
| 2023 | Steelers | 1 | 1 | 5 | 3 | 2 | 0 | 0 | 0.0 | 0.0 | 1 | 0 | 0 | 0 | 1 | 0 | 0 | 0 | 0 | 0 | 0 | 0 | 0 | 0 | 0 | 0 | 0 |
| NFL TOTALS | | 12 | 9 | 39 | 24 | 15 | 1 | 2 | 0.0 | 0.0 | 3 | 0 | 0 | 0 | 1 | 0 | 0 | 0 | 0 | 0 | 0 | 0 | 0 | 0 | 0 | 0 | 0 |

SINGLE-GAME HIGHS: DEFENSIVE

- Total Tackles** 15 at Cleveland Browns, Nov 19, 2023
- 11 vs. New York Jets, Dec 24, 2016
- Solo Tackles** 11 at Cleveland Browns, Nov 19, 2023
- 8 at Indianapolis Colts, Dec 16, 2023
- Sacks** 2.0 vs. Miami Dolphins, Nov 26, 2017
- 1.5 vs. Jacksonville Jaguars, Oct 29, 2023
- ...1 more at 1.5.
- Passes Defensed** 1 vs. New England Patriots, Dec 07, 2023
- 1 vs. Green Bay Packers, Nov 12, 2023
- ...10 more at 1.
- Forced Fumbles** 1 at Buffalo Bills, Oct 31, 2021
- 1 at Las Vegas Raiders, Sep 26, 2021
- ...2 more at 1.
- Fumble Recoveries** 1 vs. New England Patriots, Dec 20, 2020
- 1 vs. Carolina Panthers, Oct 01, 2017
- Tackles For Loss** 2 at Cleveland Browns, Nov 19, 2023
- 2 vs. San Francisco 49ers, Sep 10, 2023
- ...4 more at 2.
- Interceptions** 1 at Las Vegas Raiders, Sep 26, 2021
- Interception Return Yards** 85 at Las Vegas Raiders, Sep 26, 2021
- Special Teams Tackles** 2 vs. Houston Texans, Sep 09, 2018
- 1 at New England Patriots, Jan 01, 2023
- ...4 more at 1.

2021 GAME-BY-GAME REGULAR-SEASON STATISTICS (DOLPHINS)

| DATE | OPPONENT | P/S | TACKLES | | | | | | | INTERCEPTIONS | | | | O. FUMB | | | ST | | | | MISC | | W/L | SCORE | | | | |
|-------------|---------------|-------|---------|----|----|-----|-----|-----|-----|---------------|----|-----|-----|---------|----|----|----|----|-----|----|------|---|-----|-------|----|----|-----|--------|
| | | | TK | S | A | SK | YDS | TFL | YDS | QBH | NO | YDS | LG | TD | PD | FF | FR | TD | YDS | TK | S | A | | | FF | FR | S | A |
| 09/12 | at Patriots | S | 2 | 2 | 0 | 0.0 | 0.0 | 0 | 0 | 1 | 0 | 0 | 0 | 0 | 1 | 0 | 0 | 0 | 0 | 0 | 0 | 0 | 0 | 0 | 0 | 0 | W | 17-16 |
| 09/19 | Bills | P | 3 | 0 | 3 | 0.0 | 0.0 | 0 | 0 | 0 | 0 | 0 | 0 | 0 | 0 | 0 | 0 | 0 | 0 | 0 | 0 | 0 | 0 | 0 | 0 | 0 | L | 0-35 |
| 09/26 | at Raiders | S | 6 | 3 | 3 | 0.0 | 0.0 | 0 | 0 | 0 | 1 | 85 | 85 | 1 | 1 | 0 | 0 | 0 | 0 | 0 | 0 | 0 | 0 | 0 | 0 | 0 | L | 28-31+ |
| 10/03 | Colts | S | 6 | 5 | 1 | 0.0 | 0.0 | 0 | 0 | 0 | 0 | 0 | 0 | 0 | 0 | 0 | 0 | 0 | 0 | 0 | 0 | 0 | 0 | 0 | 0 | 0 | L | 17-27 |
| 10/10 | at Buccaneers | S | 3 | 2 | 1 | 0.0 | 0.0 | 1 | 1 | 0 | 0 | 0 | 0 | 0 | 0 | 1 | 0 | 0 | 0 | 0 | 0 | 0 | 0 | 0 | 0 | 0 | L | 17-45 |
| 10/17 | at Jaguars | P | 4 | 2 | 2 | 0.0 | 0.0 | 0 | 0 | 0 | 0 | 0 | 0 | 0 | 0 | 0 | 0 | 0 | 0 | 0 | 0 | 0 | 0 | 0 | 0 | 0 | L | 20-23 |
| 10/24 | Falcons | S | 7 | 5 | 2 | 0.0 | 0.0 | 1 | 0 | 0 | 0 | 0 | 0 | 0 | 0 | 0 | 0 | 0 | 0 | 0 | 0 | 0 | 0 | 0 | 0 | 0 | L | 28-30 |
| 10/31 | at Bills | S | 4 | 2 | 2 | 0.0 | 0.0 | 0 | 0 | 0 | 0 | 0 | 0 | 0 | 0 | 1 | 0 | 0 | 0 | 0 | 0 | 0 | 0 | 0 | 0 | 0 | L | 11-26 |
| 11/07 | Texans | S | 7 | 3 | 4 | 0.0 | 0.0 | 0 | 0 | 0 | 0 | 0 | 0 | 0 | 0 | 0 | 0 | 0 | 0 | 0 | 0 | 0 | 0 | 0 | 0 | 0 | W | 17-9 |
| 11/11 | Ravens | S | 6 | 2 | 4 | 1.0 | 7.0 | 1 | 7 | 1 | 0 | 0 | 0 | 0 | 0 | 0 | 0 | 0 | 0 | 0 | 0 | 0 | 0 | 0 | 0 | 0 | W | 22-10 |
| 11/21 | at Jets | S | 5 | 3 | 2 | 0.0 | 0.0 | 0 | 0 | 0 | 0 | 0 | 0 | 0 | 0 | 0 | 0 | 0 | 0 | 0 | 0 | 0 | 0 | 0 | 0 | 0 | W | 24-17 |
| 11/28 | Panthers | S | 3 | 2 | 1 | 0.0 | 0.0 | 1 | 1 | 0 | 0 | 0 | 0 | 0 | 0 | 0 | 0 | 0 | 0 | 0 | 0 | 0 | 0 | 0 | 0 | 0 | W | 33-10 |
| 12/05 | Giants | S | 2 | 2 | 0 | 0.0 | 0.0 | 1 | 5 | 0 | 0 | 0 | 0 | 0 | 0 | 1 | 0 | 0 | 0 | 0 | 0 | 0 | 0 | 0 | 0 | 0 | W | 20-9 |
| 12/19 | Jets | S | 6 | 1 | 5 | 0.0 | 0.0 | 0 | 0 | 0 | 0 | 0 | 0 | 0 | 0 | 0 | 0 | 0 | 0 | 0 | 0 | 0 | 0 | 0 | 0 | 0 | W | 31-24 |
| 12/27 | at Saints | S | 7 | 3 | 4 | 0.0 | 0.0 | 0 | 0 | 0 | 0 | 0 | 0 | 0 | 0 | 0 | 0 | 0 | 0 | 0 | 0 | 0 | 0 | 0 | 0 | 0 | W | 20-3 |
| 01/02 | at Titans | S | 7 | 3 | 4 | 0.0 | 0.0 | 1 | 0 | 0 | 0 | 0 | 0 | 0 | 0 | 0 | 0 | 0 | 0 | 0 | 0 | 0 | 0 | 0 | 0 | 0 | L | 3-34 |
| 01/09 | Patriots | S | 5 | 2 | 3 | 0.0 | 0.0 | 0 | 0 | 0 | 0 | 0 | 0 | 0 | 0 | 0 | 0 | 0 | 0 | 0 | 0 | 0 | 0 | 0 | 0 | 0 | W | 33-24 |
| 2021 TOTALS | | 17-15 | 83 | 42 | 41 | 1.0 | 7.0 | 6 | 14 | 2 | 1 | 85 | 85T | 1 | 4 | 2 | 0 | 0 | 0 | 0 | 0 | 0 | 0 | 0 | 0 | 0 | 9-8 | |

+ - Overtime

2020 GAME-BY-GAME REGULAR-SEASON STATISTICS (DOLPHINS)

| DATE | OPPONENT | P/S | TACKLES | | | | | | | INTERCEPTIONS | | | | O. FUMB | | | ST | | | | MISC | | W/L | SCORE | | | | |
|-------------|--------------|-------|------------------|----|----|-----|------|-----|-----|---------------|----|-----|----|---------|----|----|----|----|-----|----|------|---|-----|-------|----|----|-----|-------|
| | | | TK | S | A | SK | YDS | TFL | YDS | QBH | NO | YDS | LG | TD | PD | FF | FR | TD | YDS | TK | S | A | | | FF | FR | S | A |
| 09/13 | at Patriots | S | 4 | 3 | 1 | 0.0 | 0.0 | 1 | 1 | 0 | 0 | 0 | 0 | 0 | 0 | 0 | 0 | 0 | 0 | 0 | 0 | 0 | 0 | 0 | 0 | 0 | L | 11-21 |
| 09/20 | Bills | | ON INACTIVE LIST | | | | | | | | | | | | | | | | | | | | | | | | | |
| 09/24 | at Jaguars | S | 7 | 3 | 4 | 0.0 | 0.0 | 0 | 0 | 1 | 0 | 0 | 0 | 0 | 0 | 0 | 0 | 0 | 0 | 0 | 0 | 0 | 0 | 0 | 0 | 0 | W | 31-13 |
| 10/04 | Seahawks | S | 8 | 5 | 3 | 0.0 | 0.0 | 1 | 1 | 0 | 0 | 0 | 0 | 0 | 0 | 1 | 0 | 0 | 0 | 0 | 0 | 0 | 0 | 0 | 0 | 0 | L | 23-31 |
| 10/11 | at 49ers | S | 1 | 1 | 0 | 1.0 | 8.0 | 1 | 8 | 1 | 0 | 0 | 0 | 0 | 0 | 0 | 0 | 0 | 0 | 0 | 0 | 0 | 0 | 0 | 0 | 0 | W | 43-17 |
| 11/01 | Rams | P | 5 | 4 | 1 | 0.0 | 0.0 | 2 | 5 | 0 | 0 | 0 | 0 | 0 | 0 | 0 | 0 | 0 | 0 | 0 | 0 | 0 | 0 | 0 | 0 | 0 | W | 28-17 |
| 11/08 | at Cardinals | S | 5 | 3 | 2 | 0.0 | 0.0 | 0 | 0 | 0 | 0 | 0 | 0 | 0 | 0 | 0 | 0 | 0 | 0 | 0 | 0 | 0 | 0 | 0 | 0 | 0 | W | 34-31 |
| 11/15 | Chargers | S | 7 | 1 | 6 | 0.0 | 0.0 | 0 | 0 | 0 | 0 | 0 | 0 | 0 | 0 | 0 | 0 | 0 | 0 | 0 | 0 | 0 | 0 | 0 | 0 | 0 | W | 29-21 |
| 11/22 | at Broncos | S | 5 | 3 | 2 | 0.0 | 0.0 | 1 | 2 | 0 | 0 | 0 | 0 | 0 | 0 | 0 | 0 | 0 | 0 | 0 | 0 | 0 | 0 | 0 | 0 | 0 | L | 13-20 |
| 11/29 | at Jets | S | 5 | 1 | 4 | 0.5 | 3.5 | 1 | 1 | 1 | 0 | 0 | 0 | 0 | 0 | 0 | 0 | 0 | 0 | 0 | 0 | 0 | 0 | 0 | 0 | 0 | W | 20-3 |
| 12/06 | Bengals | S | 1 | 1 | 0 | 0.0 | 0.0 | 0 | 0 | 0 | 0 | 0 | 0 | 0 | 0 | 0 | 0 | 0 | 0 | 0 | 0 | 0 | 0 | 0 | 0 | 0 | W | 19-7 |
| 12/13 | Chiefs | | ON INACTIVE LIST | | | | | | | | | | | | | | | | | | | | | | | | | |
| 12/20 | Patriots | S | 9 | 5 | 4 | 0.0 | 0.0 | 0 | 0 | 0 | 0 | 0 | 0 | 0 | 0 | 1 | 0 | 0 | 0 | 0 | 0 | 0 | 0 | 0 | 0 | 0 | W | 22-12 |
| 12/26 | at Raiders | P | 1 | 1 | 0 | 0.0 | 0.0 | 0 | 0 | 0 | 0 | 0 | 0 | 0 | 0 | 0 | 0 | 0 | 0 | 0 | 0 | 0 | 0 | 0 | 0 | 0 | W | 26-25 |
| 01/03 | at Bills | | DID NOT PLAY | | | | | | | | | | | | | | | | | | | | | | | | | |
| 2020 TOTALS | | 12-10 | 58 | 31 | 27 | 1.5 | 11.5 | 7 | 18 | 3 | 0 | 0 | 0 | 0 | 0 | 1 | 1 | 0 | 0 | 0 | 0 | 0 | 0 | 0 | 0 | 0 | 9-6 | |

2019 GAME-BY-GAME REGULAR-SEASON STATISTICS (PATRIOTS)

| DATE | OPPONENT | P/S | TACKLES | | | | | | | INTERCEPTIONS | | | | O. FUMB | | | ST | | | | MISC | | W/L | SCORE | | | | |
|-------------|-------------|------|---------|----|----|-----|------|-----|-----|---------------|----|-----|----|---------|----|----|----|----|-----|----|------|---|-----|-------|----|----|------|-------|
| | | | TK | S | A | SK | YDS | TFL | YDS | QBH | NO | YDS | LG | TD | PD | FF | FR | TD | YDS | TK | S | A | | | FF | FR | S | A |
| 09/08 | Steelers | P | 0 | 0 | 0 | 0.0 | 0.0 | 0 | 0 | 0 | 0 | 0 | 0 | 0 | 0 | 0 | 0 | 0 | 0 | 0 | 0 | 0 | 0 | 0 | 0 | 0 | W | 33-3 |
| 09/15 | at Dolphins | S | 5 | 3 | 2 | 0.0 | 0.0 | 0 | 0 | 0 | 0 | 0 | 0 | 0 | 0 | 0 | 0 | 0 | 0 | 0 | 0 | 0 | 0 | 0 | 0 | 0 | W | 43-0 |
| 09/22 | Jets | P | 4 | 2 | 2 | 0.0 | 0.0 | 0 | 0 | 0 | 0 | 0 | 0 | 0 | 0 | 0 | 0 | 0 | 0 | 0 | 0 | 0 | 0 | 0 | 0 | 0 | W | 30-14 |
| 09/29 | at Bills | P | 1 | 0 | 1 | 0.0 | 0.0 | 0 | 0 | 0 | 0 | 0 | 0 | 0 | 0 | 0 | 0 | 0 | 0 | 0 | 0 | 0 | 0 | 0 | 0 | 0 | W | 16-10 |
| 10/06 | at Redskins | S | 3 | 2 | 1 | 0.0 | 0.0 | 0 | 0 | 0 | 0 | 0 | 0 | 0 | 1 | 0 | 0 | 0 | 0 | 0 | 0 | 0 | 0 | 0 | 0 | 0 | W | 33-7 |
| 10/10 | Giants | P | 0 | 0 | 0 | 0.0 | 0.0 | 0 | 0 | 0 | 0 | 0 | 0 | 0 | 0 | 0 | 0 | 0 | 0 | 0 | 0 | 0 | 0 | 0 | 0 | 0 | W | 35-14 |
| 10/21 | at Jets | S | 1 | 1 | 0 | 0.0 | 0.0 | 0 | 0 | 0 | 0 | 0 | 0 | 0 | 0 | 0 | 0 | 0 | 0 | 1 | 0 | 1 | 0 | 0 | 0 | 0 | W | 33-0 |
| 10/27 | Browns | P | 1 | 1 | 0 | 0.0 | 0.0 | 0 | 0 | 0 | 0 | 0 | 0 | 0 | 0 | 0 | 0 | 0 | 0 | 0 | 0 | 0 | 0 | 0 | 0 | 0 | W | 27-13 |
| 11/03 | at Ravens | P | 4 | 2 | 2 | 0.0 | 0.0 | 0 | 0 | 0 | 0 | 0 | 0 | 0 | 0 | 0 | 0 | 0 | 0 | 0 | 0 | 0 | 0 | 0 | 0 | 0 | L | 20-37 |
| 11/17 | at Eagles | P | 1 | 1 | 0 | 1.0 | 11.0 | 1 | 11 | 1 | 0 | 0 | 0 | 0 | 0 | 0 | 0 | 0 | 0 | 0 | 0 | 0 | 0 | 0 | 0 | 0 | W | 17-10 |
| 11/24 | Cowboys | P | 3 | 2 | 1 | 0.0 | 0.0 | 0 | 0 | 2 | 0 | 0 | 0 | 0 | 0 | 0 | 0 | 0 | 0 | 0 | 0 | 0 | 0 | 0 | 0 | 0 | W | 13-9 |
| 12/01 | at Texans | P | 1 | 1 | 0 | 0.0 | 0.0 | 0 | 0 | 0 | 0 | 0 | 0 | 0 | 0 | 0 | 0 | 0 | 0 | 0 | 0 | 0 | 0 | 0 | 0 | 0 | L | 22-28 |
| 12/08 | Chiefs | P | 0 | 0 | 0 | 0.0 | 0.0 | 0 | 0 | 0 | 0 | 0 | 0 | 0 | 0 | 0 | 0 | 0 | 0 | 0 | 0 | 0 | 0 | 0 | 0 | 0 | L | 16-23 |
| 12/15 | at Bengals | P | 3 | 2 | 1 | 0.0 | 0.0 | 0 | 0 | 0 | 0 | 0 | 0 | 0 | 0 | 0 | 0 | 0 | 0 | 0 | 0 | 0 | 0 | 0 | 0 | 0 | W | 34-13 |
| 12/21 | Bills | P | 0 | 0 | 0 | 0.0 | 0.0 | 0 | 0 | 0 | 0 | 0 | 0 | 0 | 0 | 0 | 0 | 0 | 0 | 0 | 0 | 0 | 0 | 0 | 0 | 0 | W | 24-17 |
| 12/29 | Dolphins | P | 1 | 1 | 0 | 0.0 | 0.0 | 0 | 0 | 0 | 0 | 0 | 0 | 0 | 0 | 0 | 0 | 0 | 0 | 0 | 0 | 0 | 0 | 0 | 0 | 0 | L | 24-27 |
| 2019 TOTALS | | 16-3 | 28 | 18 | 10 | 1.0 | 11.0 | 1 | 11 | 3 | 0 | 0 | 0 | 0 | 1 | 0 | 0 | 0 | 0 | 1 | 0 | 1 | 0 | 0 | 0 | 0 | 12-4 | |

2018 GAME-BY-GAME REGULAR-SEASON STATISTICS (PATRIOTS)

| DATE | OPPONENT | P/S | TACKLES | | | | | | | INTERCEPTIONS | | | | O. FUMB | | | ST | | | | MISC | | W/L | SCORE | | | | |
|-------|------------|-----|---------|---|---|-----|-----|-----|-----|---------------|----|-----|----|---------|----|----|----|----|-----|----|------|---|-----|-------|----|----|---|-------|
| | | | TK | S | A | SK | YDS | TFL | YDS | QBH | NO | YDS | LG | TD | PD | FF | FR | TD | YDS | TK | S | A | | | FF | FR | S | A |
| 09/09 | Texans | P | 3 | 0 | 3 | 0.0 | 0.0 | 0 | 0 | 0 | 0 | 0 | 0 | 0 | 0 | 0 | 0 | 0 | 0 | 0 | 0 | 0 | 0 | 0 | 0 | 0 | W | 27-20 |
| 09/16 | at Jaguars | S | 1 | 1 | 0 | 0.0 | 0.0 | 0 | 0 | 0 | 0 | 0 | 0 | 0 | 0 | 0 | 0 | 0 | 0 | 0 | 0 | 0 | 0 | 0 | 0 | 0 | L | 20-31 |
| 09/23 | at Lions | S | 7 | 4 | 3 | 0.0 | 0.0 | 2 | 7 | 0 | 0 | 0 | 0 | 0 | 0 | 0 | 0 | 0 | 0 | 0 | 0 | 0 | 0 | 0 | 0 | 0 | L | 10-26 |
| 09/30 | Dolphins | S | 3 | 1 | 2 | 0.0 | 0.0 | 1 | 1 | 0 | 0 | 0 | 0 | 0 | 1 | 0 | 0 | 0 | 0 | 0 | 0 | 0 | 0 | 0 | 0 | 0 | W | 38-7 |
| 10/04 | Colts | S | 6 | 3 | 3 | 0.0 | 0.0 | 0 | 0 | 0 | 0 | 0 | 0 | 0 | 0 | 0 | 0 | 0 | 0 | 0 | 0 | 0 | 0 | 0 | 0 | 0 | W | 38-24 |
| 10/14 | Chiefs | S | 7 | 2 | 5 | 0.0 | 0.0 | 0 | 0 | 0 | 0 | 0 | 0 | 0 | 1 | 0 | 0 | 0 | 0 | 0 | 0 | 0 | 0 | 0 | 0 | 0 | W | 43-40 |
| 10/21 | at Bears | S | 2 | 1 | 1 | 0.0 | 0.0 | 0 | 0 | 1 | 0 | 0 | 0 | 0 | 0 | 0 | 0 | 0 | 0 | 0 | 0 | 0 | 0 | 0 | 0 | 0 | W | 38-31 |
| 10/29 | at Bills | S | 6 | 4 | 2 | 0.0 | | | | | | | | | | | | | | | | | | | | | | |



MARK^{LB} ROBINSON

HEIGHT: 5-11
WEIGHT: 235
COLLEGE: Mississippi
BORN: August 14, 1999

HOW ACQUIRED: D7a'22
NFL EXPERIENCE: 3rd year
BIRTHPLACE: Leesburg, GA



PRO CAREER

- ✦ Has played in 21 regular-season games (four starts) in his two-year NFL career (Pittsburgh 2022-23)
- ✦ Made NFL debut in Week 6 of 2022 (vs. Tampa Bay)
- ✦ Made NFL starting debut in Week 17 of 2022 (at Baltimore)

2023 (STEELERS)

- ✦ Played in all 17 regular-season games (two starts)
- ✦ Registered 25 tackles (19 solo), one quarterback hit, one tackle for loss and one forced fumble
- ✦ Had a career-high tying seven tackles (four solo) in Week 13 vs. Arizona
- ✦ Recorded three tackles on special teams

2022 (STEELERS)

- ✦ Played in four regular-season games (no starts)
- ✦ Registered eight tackles (three solo) and one tackle on special teams
- ✦ Had a season-high seven tackles in his first career start in Week 17 at Baltimore

TRANSACTIONS

- ✦ Signed a four-year contract with Pittsburgh on May 13, 2022
- ✦ Drafted by the Steelers in the seventh round (241st overall) of the 2022 NFL Draft

PERSONAL

- ✦ First-Team all-region selection at Lee County High School
- ✦ Son of Sykie Bradwell
- ✦ Full name is Mark Isaiah Robinson
- ✦ Born August 14, 1999

COLLEGE

- ✦ Played in 13 games (nine starts) in his only season at Ole Miss (2021)
- ✦ Registered 92 tackles (42 solo), 8.5 tackles for loss, 3.0 sacks and three QB hits
- ✦ Ranked second on the Rebels in tackles and third in TFLs
- ✦ Played two seasons as a running back at Southeast Missouri (2018-19)
- ✦ Saw action in 25 games and rushed for 909 yards and 14 TDs
- ✦ Played one season as a running back at Presbyterian College (2017)
- ✦ Saw action in all 11 games and made two starts as a freshman
- ✦ Gained 332 yards and led the team with five rushing TDs on 75 carries
- ✦ Named Big South Freshman of the Week after rushing for 86 yards and two TDs against Campbell

MARK ROBINSON'S NFL REGULAR SEASON DEFENSIVE STATISTICS

| DATE | TEAM | GP | GS | TACKLES | | | | | | | INTERCEPTIONS | | | | | O. FUMB | | | | ST | | | MISC. | | | |
|-------------------|----------|-----------|----------|-----------|-----------|-----------|----------|----------|------------|------------|---------------|----------|----------|----------|----------|----------|----------|----------|----------|----------|----------|----------|----------|----------|----------|----------|
| | | | | TK | S | A | TFL | YDS | SK | YDS | QBH | NO | YDS | LG | TD | PD | FF | FR | TD | YDS | TK | S | A | FF | FR | S |
| 2022 | Steelers | 4 | 2 | 8 | 3 | 5 | 0 | 0 | 0.0 | 0.0 | 0 | 0 | 0 | 0 | 0 | 0 | 0 | 0 | 0 | 1 | 0 | 1 | 0 | 0 | 0 | 0 |
| 2023 | Steelers | 17 | 2 | 25 | 19 | 6 | 1 | 8 | 1.0 | 8.0 | 1 | 0 | 0 | 0 | 0 | 1 | 0 | 0 | 0 | 5 | 3 | 2 | 0 | 0 | 0 | 0 |
| 2024 | Steelers | 1 | 0 | 0 | 0 | 0 | 0 | 0 | 0.0 | 0.0 | 0 | 0 | 0 | 0 | 0 | 0 | 0 | 0 | 0 | 0 | 0 | 0 | 0 | 0 | 0 | 0 |
| NFL TOTALS | | 22 | 4 | 33 | 22 | 11 | 1 | 8 | 1.0 | 8.0 | 1 | 0 | 0 | 0 | 0 | 1 | 0 | 0 | 6 | 3 | 3 | 0 | 0 | 0 | 0 | 0 |

MARK ROBINSON'S NFL POSTSEASON DEFENSIVE STATISTICS

| DATE | TEAM | GP | GS | TACKLES | | | | | | | INTERCEPTIONS | | | | | O. FUMB | | | | ST | | | MISC. | | | |
|-------------------|----------|----------|----------|----------|----------|----------|----------|----------|------------|------------|---------------|----------|----------|----------|----------|----------|----------|----------|----------|----------|----------|----------|----------|----------|----------|----------|
| | | | | TK | S | A | TFL | YDS | SK | YDS | QBH | NO | YDS | LG | TD | PD | FF | FR | TD | YDS | TK | S | A | FF | FR | S |
| 2023 | Steelers | 1 | 0 | 5 | 3 | 2 | 0 | 0 | 0.0 | 0.0 | 0 | 0 | 0 | 0 | 0 | 0 | 0 | 0 | 0 | 0 | 0 | 0 | 0 | 0 | 0 | 0 |
| NFL TOTALS | | 1 | 0 | 5 | 3 | 2 | 0 | 0 | 0.0 | 0.0 | 0 | 0 | 0 | 0 | 0 | 0 | 0 | 0 | 0 | 0 | 0 | 0 | 0 | 0 | 0 | 0 |

SINGLE-GAME HIGHS: DEFENSIVE

Total Tackles 7 vs. Arizona Cardinals, Dec 03, 2023
 7 at Baltimore Ravens, Jan 01, 2023
 Solo Tackles 4 at Baltimore Ravens, Jan 06, 2024
 4 vs. Arizona Cardinals, Dec 03, 2023
 Sacks 1.0 at Baltimore Ravens, Jan 06, 2024

Forced Fumbles 1 at Baltimore Ravens, Jan 06, 2024
 Tackles For Loss 1 at Baltimore Ravens, Jan 06, 2024
 Special Teams Tackles 2 at Las Vegas Raiders, Sep 24, 2023
 1 vs. Arizona Cardinals, Dec 03, 2023
 ...3 more at 1.

SINGLE-GAME HIGHS - POSTSEASON: DEFENSIVE

Total Tackles 5 at Buffalo Bills, Jan 15, 2024

Solo Tackles 3 at Buffalo Bills, Jan 15, 2024

2024 GAME-BY-GAME REGULAR-SEASON STATISTICS (STEELERS)

| DATE | OPPONENT | P/S | TACKLES | | | | | | | INTERCEPTIONS | | | | O. FUMB | | | ST | | | | MISC | | W/L | SCORE | | | | |
|--------------------|------------|-----|---------|---|---|-----|-----|-----|-----|---------------|----|-----|----|---------|----|----|----|----|-----|----|------|---|-----|-------|----|-----|---|-------|
| | | | TK | S | A | SK | YDS | TFL | YDS | QBH | NO | YDS | LG | TD | PD | FF | FR | TD | YDS | TK | S | A | | | FF | FR | S | A |
| 09/08 | at Falcons | P | 0 | 0 | 0 | 0.0 | 0.0 | 0 | 0 | 0 | 0 | 0 | 0 | 0 | 0 | 0 | 0 | 0 | 0 | 0 | 0 | 0 | 0 | 0 | 0 | 0 | W | 18-10 |
| 2024 TOTALS | | 1-0 | 0 | 0 | 0 | 0.0 | 0.0 | 0 | 0 | 0 | 0 | 0 | 0 | 0 | 0 | 0 | 0 | 0 | 0 | 0 | 0 | 0 | 0 | 0 | 0 | 1-0 | | |

2023 GAME-BY-GAME REGULAR-SEASON STATISTICS (STEELERS)

| DATE | OPPONENT | P/S | TACKLES | | | | | | | INTERCEPTIONS | | | | O. FUMB | | | ST | | | | MISC | | W/L | SCORE | | | |
|--------------------|-------------|------|---------|----|---|-----|-----|-----|-----|---------------|----|-----|----|---------|----|----|----|----|-----|----|------|---|-----|-------|----|------|-------|
| | | | TK | S | A | SK | YDS | TFL | YDS | QBH | NO | YDS | LG | TD | PD | FF | FR | TD | YDS | TK | S | A | | | FF | FR | S |
| 09/10 | 49ers | P | 0 | 0 | 0 | 0.0 | 0.0 | 0 | 0 | 0 | 0 | 0 | 0 | 0 | 0 | 0 | 0 | 0 | 0 | 0 | 0 | 0 | 0 | 0 | 0 | L | 7-30 |
| 09/18 | Browns | P | 0 | 0 | 0 | 0.0 | 0.0 | 0 | 0 | 0 | 0 | 0 | 0 | 0 | 0 | 0 | 0 | 0 | 0 | 0 | 0 | 0 | 0 | 0 | 0 | W | 26-22 |
| 09/24 | at Raiders | P | 2 | 2 | 0 | 0.0 | 0.0 | 0 | 0 | 0 | 0 | 0 | 0 | 0 | 0 | 0 | 0 | 0 | 2 | 2 | 0 | 0 | 0 | 0 | 0 | W | 23-18 |
| 10/01 | at Texans | P | 0 | 0 | 0 | 0.0 | 0.0 | 0 | 0 | 0 | 0 | 0 | 0 | 0 | 0 | 0 | 0 | 0 | 0 | 0 | 0 | 0 | 0 | 0 | 0 | L | 6-30 |
| 10/08 | Ravens | P | 0 | 0 | 0 | 0.0 | 0.0 | 0 | 0 | 0 | 0 | 0 | 0 | 0 | 0 | 0 | 0 | 0 | 0 | 0 | 0 | 0 | 0 | 0 | 0 | W | 17-10 |
| 10/22 | at Rams | P | 0 | 0 | 0 | 0.0 | 0.0 | 0 | 0 | 0 | 0 | 0 | 0 | 0 | 0 | 0 | 0 | 0 | 0 | 0 | 0 | 0 | 0 | 0 | 0 | W | 24-17 |
| 10/29 | Jaguars | P | 0 | 0 | 0 | 0.0 | 0.0 | 0 | 0 | 0 | 0 | 0 | 0 | 0 | 0 | 0 | 0 | 0 | 0 | 0 | 0 | 0 | 0 | 0 | 0 | L | 10-20 |
| 11/02 | Titans | P | 0 | 0 | 0 | 0.0 | 0.0 | 0 | 0 | 0 | 0 | 0 | 0 | 0 | 0 | 0 | 0 | 0 | 1 | 1 | 0 | 0 | 0 | 0 | 0 | W | 20-16 |
| 11/12 | Packers | P | 3 | 2 | 1 | 0.0 | 0.0 | 0 | 0 | 0 | 0 | 0 | 0 | 0 | 0 | 0 | 0 | 0 | 0 | 0 | 0 | 0 | 0 | 0 | 0 | W | 23-19 |
| 11/19 | at Browns | P | 0 | 0 | 0 | 0.0 | 0.0 | 0 | 0 | 0 | 0 | 0 | 0 | 0 | 0 | 0 | 0 | 0 | 1 | 0 | 1 | 0 | 0 | 0 | 0 | L | 10-13 |
| 11/26 | at Bengals | P | 0 | 0 | 0 | 0.0 | 0.0 | 0 | 0 | 0 | 0 | 0 | 0 | 0 | 0 | 0 | 0 | 0 | 0 | 0 | 0 | 0 | 0 | 0 | 0 | W | 16-10 |
| 12/03 | Cardinals | P | 7 | 4 | 3 | 0.0 | 0.0 | 0 | 0 | 0 | 0 | 0 | 0 | 0 | 0 | 0 | 0 | 0 | 1 | 0 | 1 | 0 | 0 | 0 | 0 | L | 10-24 |
| 12/07 | Patriots | P | 1 | 1 | 0 | 0.0 | 0.0 | 0 | 0 | 0 | 0 | 0 | 0 | 0 | 0 | 0 | 0 | 0 | 0 | 0 | 0 | 0 | 0 | 0 | 0 | L | 18-21 |
| 12/16 | at Colts | S | 3 | 3 | 0 | 0.0 | 0.0 | 0 | 0 | 0 | 0 | 0 | 0 | 0 | 0 | 0 | 0 | 0 | 0 | 0 | 0 | 0 | 0 | 0 | 0 | L | 13-30 |
| 12/23 | Bengals | P | 2 | 2 | 0 | 0.0 | 0.0 | 0 | 0 | 0 | 0 | 0 | 0 | 0 | 0 | 0 | 0 | 0 | 0 | 0 | 0 | 0 | 0 | 0 | 0 | W | 34-11 |
| 12/31 | at Seahawks | S | 2 | 1 | 1 | 0.0 | 0.0 | 0 | 0 | 0 | 0 | 0 | 0 | 0 | 0 | 0 | 0 | 0 | 0 | 0 | 0 | 0 | 0 | 0 | 0 | W | 30-23 |
| 01/06 | at Ravens | P | 5 | 4 | 1 | 1.0 | 8.0 | 1 | 8 | 1 | 0 | 0 | 0 | 0 | 0 | 1 | 0 | 0 | 0 | 0 | 0 | 0 | 0 | 0 | 0 | W | 17-10 |
| 2023 TOTALS | | 17-2 | 25 | 19 | 6 | 1.0 | 8.0 | 1 | 8 | 1 | 0 | 0 | 0 | 0 | 0 | 1 | 0 | 0 | 5 | 3 | 2 | 0 | 0 | 0 | 0 | 10-7 | |

2022 GAME-BY-GAME REGULAR-SEASON STATISTICS (STEELERS)

| DATE | OPPONENT | P/S | TACKLES | | | | | | | INTERCEPTIONS | | | | O. FUMB | | | ST | | | | MISC | | W/L | SCORE | | | |
|--------------------|-------------|-----|---------|---|---|-----|-----|-----|-----|---------------|----|-----|----|---------|----|----|----|----|-----|----|------|---|-----|-------|----|-----|--------|
| | | | TK | S | A | SK | YDS | TFL | YDS | QBH | NO | YDS | LG | TD | PD | FF | FR | TD | YDS | TK | S | A | | | FF | FR | S |
| 09/11 | at Bengals | | | | | | | | | | | | | | | | | | | | | | | | | W | 23-20+ |
| 09/18 | Patriots | | | | | | | | | | | | | | | | | | | | | | | | | L | 14-17 |
| 09/22 | at Browns | | | | | | | | | | | | | | | | | | | | | | | | | L | 17-29 |
| 10/02 | Jets | | | | | | | | | | | | | | | | | | | | | | | | | L | 20-24 |
| 10/09 | at Bills | | | | | | | | | | | | | | | | | | | | | | | | | L | 3-38 |
| 10/16 | Buccaneers | P | 0 | 0 | 0 | 0.0 | 0.0 | 0 | 0 | 0 | 0 | 0 | 0 | 0 | 0 | 0 | 0 | 0 | 0 | 0 | 0 | 0 | 0 | 0 | 0 | W | 20-18 |
| 10/23 | at Dolphins | | | | | | | | | | | | | | | | | | | | | | | | | L | 10-16 |
| 10/30 | at Eagles | | | | | | | | | | | | | | | | | | | | | | | | | L | 13-35 |
| 11/13 | Saints | | | | | | | | | | | | | | | | | | | | | | | | | W | 20-10 |
| 11/20 | Bengals | | | | | | | | | | | | | | | | | | | | | | | | | L | 30-37 |
| 11/28 | at Colts | | | | | | | | | | | | | | | | | | | | | | | | | W | 24-17 |
| 12/04 | at Falcons | | | | | | | | | | | | | | | | | | | | | | | | | W | 19-16 |
| 12/11 | Ravens | | | | | | | | | | | | | | | | | | | | | | | | | L | 14-16 |
| 12/18 | at Panthers | P | 0 | 0 | 0 | 0.0 | 0.0 | 0 | 0 | 0 | 0 | 0 | 0 | 0 | 0 | 0 | 0 | 0 | 0 | 0 | 0 | 0 | 0 | 0 | 0 | W | 24-16 |
| 12/24 | Raiders | | | | | | | | | | | | | | | | | | | | | | | | | W | 13-10 |
| 01/01 | at Ravens | S | 7 | 2 | 5 | 0.0 | 0.0 | 0 | 0 | 0 | 0 | 0 | 0 | 0 | 0 | 0 | 0 | 0 | 0 | 0 | 0 | 0 | 0 | 0 | 0 | W | 16-13 |
| 01/08 | Browns | S | 1 | 1 | 0 | 0.0 | 0.0 | 0 | 0 | 0 | 0 | 0 | 0 | 0 | 0 | 0 | 0 | 0 | 1 | 0 | 1 | 0 | 0 | 0 | 0 | W | 28-14 |
| 2022 TOTALS | | 4-2 | 8 | 3 | 5 | 0.0 | 0.0 | 0 | 0 | 0 | 0 | 0 | 0 | 0 | 0 | 0 | 0 | 0 | 1 | 0 | 1 | 0 | 0 | 0 | 0 | 9-8 | |

+/- Overtime

2023 GAME-BY-GAME POSTSEASON STATISTICS (STEELERS)

| DATE | OPPONENT | P/S | TACKLES | | | | | | | INTERCEPTIONS | | | | O. FUMB | | | ST | | | | MISC | | W/L | SCORE | | | | |
|--------------------|----------|-----|---------|---|---|-----|-----|-----|-----|---------------|----|-----|----|---------|----|----|----|----|-----|----|------|---|-----|-------|----|----|-----|-------|
| | | | TK | S | A | SK | YDS | TFL | YDS | QBH | NO | YDS | LG | TD | PD | FF | FR | TD | YDS | TK | S | A | | | FF | FR | S | A |
| 01/15 | at Bills | P | 5 | 3 | 2 | 0.0 | 0.0 | 0 | 0 | 0 | 0 | 0 | 0 | 0 | 0 | 0 | 0 | 0 | 0 | 0 | 0 | 0 | 0 | 0 | 0 | 0 | L | 17-31 |
| 2023 TOTALS | | 1-0 | 5 | 3 | 2 | 0.0 | 0.0 | 0 | 0 | 0 | 0 | 0 | 0 | 0 | 0 | 0 | 0 | 0 | 0 | 0 | 0 | 0 | 0 | 0 | 0 | 0 | 0-1 | |



DARIUS ^{CB} RUSH

HEIGHT: 6-2
WEIGHT: 198
COLLEGE: South Carolina
BORN: February 22, 2000

HOW ACQUIRED: FA '23
NFL EXPERIENCE: 2nd year
BIRTHPLACE: Kingstree, SC



PRO CAREER

- ✦ Has played in three regular-season games (no starts) in his one-year NFL career (Pittsburgh 2023)
- ✦ Made NFL debut in Week 9 of 2023 (vs. Tennessee)
- ✦ Registered three tackles (two solo) and one pass defended

2023 (STEELERS)

- ✦ Played in three regular-season games (no starts)
- ✦ Registered three tackles (two solo) and one pass defended

TRANSACTIONS

- ✦ Signed with Pittsburgh from the Kansas City practice squad on Oct. 18, 2023
- ✦ Signed to the Chiefs practice squad on Aug. 30, 2023
- ✦ Waived by Indianapolis on Aug. 29, 2023
- ✦ Signed a four-year contract with the Colts on May 5, 2023
- ✦ Drafted by Indianapolis in the fifth round (138th overall) of the 2023 NFL Draft

PERSONAL

- ✦ Prepped at C.E. Murray High School in Greeleyville, S.C.
- ✦ Played both offense and defense.
- ✦ Named the Region 5-A Co-Player of the Year.
- ✦ Caught 47 passes for 863 yards and 17 touchdowns.
- ✦ Rushed for 125 yards and a touchdown with a kickoff return for a touchdown as a senior.
- ✦ Selected to the Shrine Bowl of the Carolinas following his senior season.
- ✦ Ranked 19th overall in the state of South Carolina for wide receivers.
- ✦ Was named to the PrepStar All-Atlantic Region team.
- ✦ Graduated with a degree in sport and entertainment management

COLLEGE

- ✦ Played five years for South Carolina (2018-22)
- ✦ Originally joined Carolina's football squad as a wide receiver
- ✦ Totaled 43 games in his Gamecocks career with 21 starts
- ✦ Registered 74 tackles, four tackles for loss, three interceptions and 15 passes defended
- ✦ Started nine games in 2022
- ✦ Recorded career-high 38 tackles (28 solo) with two tackles for loss, two interceptions and seven passes defended
- ✦ As a redshirt junior in 2021, played in all 13 games (started in 12)
- ✦ Recorded 25 tackles (23 solo) in 2021
- ✦ Ranked second on the team in passes defended with eight
- ✦ Saw action in eight games in 2020
- ✦ Played a role on special teams
- ✦ Had eight tackles on the season (seven solo)
- ✦ As a redshirt freshman (2019) transitioned to the secondary after entering the team as a wide receiver in 2018
- ✦ Played in all 12 games with most minutes coming on special teams
- ✦ Redshirted his freshman year (2018)
- ✦ Named to the 2021 and 2019 SEC Fall Academic Honor Roll
- ✦ Named to the First-Year SEC Academic Honor Roll (2018)

DARIUS RUSH'S NFL REGULAR SEASON DEFENSIVE STATISTICS

| DATE | TEAM | GP | GS | TACKLES | | | | | INTERCEPTIONS | | | | | O. FUMB. | | | | | ST | | | | | MISC. | | | |
|--------------------------------------|----------|----|----|---------|---|---|-----|-----|---------------|-----|-----|----|-----|----------|----|----|----|----|----|-----|----|---|---|-------|----|---|---|
| | | | | TK | S | A | TFL | YDS | SK | YDS | QBH | NO | YDS | LG | TD | PD | FF | FR | TD | YDS | TK | S | A | FF | FR | S | A |
| 2023 | Chiefs | 0 | 0 | 0 | 0 | 0 | 0 | 0 | 0 | 0 | 0 | 0 | 0 | 0 | 0 | 0 | 0 | 0 | 0 | 0 | 0 | 0 | 0 | 0 | 0 | 0 | |
| Went from Kansas City to Pittsburgh. | | | | | | | | | | | | | | | | | | | | | | | | | | | |
| 2023 | Steelers | 3 | 0 | 3 | 2 | 1 | 0 | 0 | 0.0 | 0.0 | 0 | 0 | 0 | 0 | 0 | 1 | 0 | 0 | 0 | 0 | 0 | 0 | 0 | 0 | 0 | 0 | 0 |
| 2023 | TOTAL | 3 | 0 | 3 | 2 | 1 | 0 | 0 | 0.0 | 0.0 | 0 | 0 | 0 | 0 | 0 | 1 | 0 | 0 | 0 | 0 | 0 | 0 | 0 | 0 | 0 | 0 | 0 |
| 2024 | Steelers | 1 | 0 | 0 | 0 | 0 | 0 | 0 | 0.0 | 0.0 | 0 | 0 | 0 | 0 | 0 | 0 | 0 | 0 | 0 | 0 | 0 | 0 | 0 | 0 | 0 | 0 | |
| NFL TOTALS | | 4 | 0 | 3 | 2 | 1 | 0 | 0 | 0.0 | 0.0 | 0 | 0 | 0 | 0 | 1 | 0 | 0 | 0 | 0 | 0 | 0 | 0 | 0 | 0 | 0 | 0 | |

DARIUS RUSH'S NFL POSTSEASON DEFENSIVE STATISTICS

| DATE | TEAM | GP | GS | TACKLES | | | | | INTERCEPTIONS | | | | | O. FUMB. | | | | | ST | | | | | MISC. | | |
|------------|----------|----|----|---------|---|---|-----|-----|---------------|-----|-----|----|-----|----------|----|----|----|----|----|-----|----|---|---|-------|----|---|
| | | | | TK | S | A | TFL | YDS | SK | YDS | QBH | NO | YDS | LG | TD | PD | FF | FR | TD | YDS | TK | S | A | FF | FR | S |
| 2023 | Steelers | 0 | 0 | 0 | 0 | 0 | 0 | 0 | 0.0 | 0.0 | 0 | 0 | 0 | 0 | 0 | 0 | 0 | 0 | 0 | 0 | 0 | 0 | 0 | 0 | 0 | 0 |
| NFL TOTALS | | 0 | 0 | 0 | 0 | 0 | 0 | 0 | 0.0 | 0.0 | 0 | 0 | 0 | 0 | 0 | 0 | 0 | 0 | 0 | 0 | 0 | 0 | 0 | 0 | 0 | 0 |

SINGLE-GAME HIGHS: DEFENSIVE

Total Tackles 3 vs. Tennessee Titans, Nov 02, 2023
 Solo Tackles 2 vs. Tennessee Titans, Nov 02, 2023

Passes Defensed 1 vs. Tennessee Titans, Nov 02, 2023

2024 GAME-BY-GAME REGULAR-SEASON STATISTICS (STEELERS)


| DATE | OPPONENT | P/S | TACKLES | | | | | | INTERCEPTIONS | | | | O. FUMB | | | ST | | | | MISC | | W/L | SCORE | | | | | | | |
|--------------------|------------|------------|---------|---|---|-----|-----|-----|---------------|-----|----|-----|---------|----|----|----|----|----|-----|------|---|-----|-------|---|----|----|---|---|---|-------|
| | | | TK | S | A | SK | YDS | TFL | YDS | QBH | NO | YDS | LG | TD | PD | FF | FR | TD | YDS | TK | S | | | A | FF | FR | S | A | | |
| 09/08 | at Falcons | P | 0 | 0 | 0 | 0.0 | 0.0 | 0 | 0 | 0 | 0 | 0 | 0 | 0 | 0 | 0 | 0 | 0 | 0 | 0 | 0 | 0 | 0 | 0 | 0 | 0 | 0 | 0 | W | 18-10 |
| 2024 TOTALS | | 1-0 | | | | | | | | | | | | | | | | | | | | | | | | | | | | |

2023 GAME-BY-GAME REGULAR-SEASON STATISTICS (CHIEFS/STEELERS)

| DATE | OPPONENT | P/S | TACKLES | | | | | | INTERCEPTIONS | | | | O. FUMB | | | ST | | | | MISC | | W/L | SCORE | | | | | | | | | |
|--------------------|-------------|------------|---------|---|---|-----|-----|-----|-------------------------------|-----|----|-----|---------|----|----|----|----|----|-----|------|---|-----|-------|---|----|----|---|---|---|---|-------|-------|
| | | | TK | S | A | SK | YDS | TFL | YDS | QBH | NO | YDS | LG | TD | PD | FF | FR | TD | YDS | TK | S | | | A | FF | FR | S | A | | | | |
| 09/07 | Lions | | | | | | | | PRACTICE SQUAD | | | | | | | | | | | | | L | 20-21 | | | | | | | | | |
| 09/17 | at Jaguars | | | | | | | | PRACTICE SQUAD | | | | | | | | | | | | | W | 17-9 | | | | | | | | | |
| 09/24 | Bears | | | | | | | | PRACTICE SQUAD | | | | | | | | | | | | | W | 41-10 | | | | | | | | | |
| 10/01 | at Jets | | | | | | | | PRACTICE SQUAD | | | | | | | | | | | | | W | 23-20 | | | | | | | | | |
| 10/08 | at Vikings | | | | | | | | PRACTICE SQUAD | | | | | | | | | | | | | W | 27-20 | | | | | | | | | |
| 10/12 | Broncos | | | | | | | | PRACTICE SQUAD | | | | | | | | | | | | | W | 19-8 | | | | | | | | | |
| 10/22 | at Rams | | | | | | | | Went from Chiefs to Steelers. | | | | | | | | | | | | | W | 24-17 | | | | | | | | | |
| 10/29 | Jaguars | | | | | | | | ON INACTIVE LIST | | | | | | | | | | | | | L | 10-20 | | | | | | | | | |
| 11/02 | Titans | P | 3 | 2 | 1 | 0.0 | 0.0 | 0 | 0 | 0 | 0 | 0 | 0 | 1 | 0 | 0 | 0 | 0 | 0 | 0 | 0 | 0 | 0 | 0 | 0 | 0 | 0 | 0 | 0 | W | 20-16 | |
| 11/12 | Packers | | | | | | | | ON INACTIVE LIST | | | | | | | | | | | | | W | 23-19 | | | | | | | | | |
| 11/19 | at Browns | | | | | | | | ON INACTIVE LIST | | | | | | | | | | | | | L | 10-13 | | | | | | | | | |
| 11/26 | at Bengals | P | 0 | 0 | 0 | 0.0 | 0.0 | 0 | 0 | 0 | 0 | 0 | 0 | 0 | 0 | 0 | 0 | 0 | 0 | 0 | 0 | 0 | 0 | 0 | 0 | 0 | 0 | 0 | 0 | W | 16-10 | |
| 12/03 | Cardinals | | | | | | | | ON INACTIVE LIST | | | | | | | | | | | | | L | 10-24 | | | | | | | | | |
| 12/07 | Patriots | P | 0 | 0 | 0 | 0.0 | 0.0 | 0 | 0 | 0 | 0 | 0 | 0 | 0 | 0 | 0 | 0 | 0 | 0 | 0 | 0 | 0 | 0 | 0 | 0 | 0 | 0 | 0 | 0 | 0 | L | 18-21 |
| 12/16 | at Colts | | | | | | | | ON INACTIVE LIST | | | | | | | | | | | | | L | 13-30 | | | | | | | | | |
| 12/23 | Bengals | | | | | | | | ON INACTIVE LIST | | | | | | | | | | | | | W | 34-11 | | | | | | | | | |
| 12/31 | at Seahawks | | | | | | | | ON INACTIVE LIST | | | | | | | | | | | | | W | 30-23 | | | | | | | | | |
| 01/06 | at Ravens | | | | | | | | ON INACTIVE LIST | | | | | | | | | | | | | W | 17-10 | | | | | | | | | |
| 2023 TOTALS | | 3-0 | 3 | 2 | 1 | 0.0 | 0.0 | 0 | 0 | 0 | 0 | 0 | 0 | 1 | 0 | 0 | 0 | 0 | 0 | 0 | 0 | 0 | 0 | 0 | 0 | 0 | 0 | 0 | 0 | 0 | 12-6 | |

2023 GAME-BY-GAME POSTSEASON STATISTICS (STEELERS)

| DATE | OPPONENT | P/S | TACKLES | | | | | | INTERCEPTIONS | | | | O. FUMB | | | ST | | | | MISC | | W/L | SCORE |
|--------------------|----------|-----|---------|---|---|----|-----|-----|---------------|-----|----|-----|---------|----|----|----|----|----|-----|------|---|-----|-------|
| | | | TK | S | A | SK | YDS | TFL | YDS | QBH | NO | YDS | LG | TD | PD | FF | FR | TD | YDS | TK | S | | |
| 01/15 | at Bills | | | | | | | | INACTIVE | | | | | | | | | | | | | L | 17-31 |
| 2023 TOTALS | | | | | | | | | | | | | | | | | | | | | | | |



ISAAC DL SEUMALO

HEIGHT: 6-4
WEIGHT: 303
COLLEGE: Oregon State
BORN: October 29, 1993

HOW ACQUIRED: FA '23
NFL EXPERIENCE: 9th year
BIRTHPLACE: Corvallis, OR



PRO CAREER

- ✦ Has played in 81 games (60 starts) in his seven-year NFL career with Philadelphia (2016-22)
- ✦ Has started 40 games at left guard, 19 games at right guard and one at right tackle
- ✦ Was a member of the Eagles' Super Bowl LII-winning team in 2017
- ✦ Made NFL debut in Week 9 of 2016 (at New York Giants)
- ✦ Made NFL starting debut in Week 12 of 2016 (vs. Green Bay)

2023 (STEELERS)

- ✦ Started all 17 regular-season games at left guard
- ✦ Did not allow a sack and was whistled for only one penalty all season, according to Pro Football Focus
- ✦ Blocked for RB Najee Harris to run for 1,000-plus yards on the season, including a season-high 122 yards in Week 17 at Seattle
- ✦ Helped a Pittsburgh rush offense rank in the top five after Week 9 in rushes (323, 1st), rush yards (1,452, 2nd), longest rush (74t, 2nd), yards after contact/rush (3.37, 2nd), 10+ yard rushes (39, 4th), first downs by rush (79, 3rd), rush TDs (13, t-2nd), rushes/game (32.3, 2nd), rush yards/game (145.2, 2nd) and 10+ yard rushes/game (3.90, 5th)
- ✦ Part of an offensive line that did not allow a sack in two games and just one sack in four games
- ✦ Played all 1,038 offensive snaps

2022 (EAGLES)

- ✦ Started all 17 games at right guard
- ✦ Supported an offense that scored a franchise-record 57 scrimmage touchdowns and totaled 477 points
- ✦ Set team records in third-down conversion rate (45.9 percent) and red zone touchdown efficiency (67.8 percent)
- ✦ Blocked for an offense that produced 32 rushing touchdowns, which tied for the third-most in NFL history
- ✦ Helped the offense total 363 rushing yards in Week 12 vs. Green Bay, the team's highest single-game total since 1948

2021 (EAGLES)

- ✦ Appeared in 168 snaps over three starts at left guard
- ✦ Allowed zero sacks and zero quarterback hits prior to a season-ending injury sustained in Week 3 at Dallas

2020 (EAGLES)

- ✦ Played 587 snaps in nine starts at left guard
- ✦ His 77.4 pass-blocking grade (PFF) ranked fourth among left guards with a minimum of 350 pass-blocking snaps

2019 (EAGLES)

- ✦ Saw action in a career-high 1,181 snaps and started all 16 games at left guard
- ✦ Paved the way for an offense that ranked third in the NFL in red zone touchdown efficiency (66.7 percent) and fourth in third-down conversions (45.4 percent)

2018 (EAGLES)

- ✦ Totaled 548 snaps over 13 contests (nine starts at left guard)
- ✦ Surrendered only one sack in 345 pass-blocking opportunities

2017 (EAGLES)

- ✦ Logged 284 snaps over 14 games (two starts at left guard) during the Eagles' Super Bowl LII-winning campaign
- ✦ Helped the Eagles lead the League in red zone offense (65.5 percent) and rank third in rushing offense (132.2 yards per game)

2016 (EAGLES)

- ✦ Saw action in nine games, including four starts at three different positions (two at right guard, one at right tackle and one at left guard)
- ✦ Appeared at right guard in his starting debut in Week 12 vs. Green Bay

TRANSACTIONS

- ✦ Signed a three-year contract with Pittsburgh on Mar. 19, 2023
- ✦ Signed a three-year contract extension with Philadelphia on Mar. 4, 2019
- ✦ Signed a four-year contract with Philadelphia on May 6, 2016
- ✦ Drafted by Philadelphia in the third round (79th overall) of the 2016 NFL Draft

PERSONAL

- ✦ Attended Corvallis High School (OR)
- ✦ Voted a 5A first team all-state as an offensive and defensive lineman as a junior and senior
- ✦ Under Armour and ESPN All-American
- ✦ Rivals four-star athlete, rated the No. 3 offensive guard in the country, the No. 1 overall prospect in Oregon and the No. 52 overall prospect in the country
- ✦ Registered 94 tackles and nine sacks as a defensive lineman as a senior
- ✦ Originally born in Hawaii

COLLEGE

- ✦ Started 37 games at Oregon State (2012-15)
- ✦ Registered starts at every position on the offensive line except left guard (23 at center, nine at right guard, three at left tackle and two at right tackle)
- ✦ Named Pac-12 All-Conference Honorable Mention in 2012 and 2015
- ✦ Missed the 2014 season due to a foot injury
- ✦ One of four team captains in 2014, becoming the first brother (Andrew, 2012) combination chosen as team captains in school history
- ✦ Earned Pac-12 All-Conference Second Team in 2013
- ✦ Selected to Pac-12 All-Academic First Team in 2013 and 2015
- ✦ Selected as a Freshman All-American in 2012
- ✦ Became the first freshman to start at center for OSU since Roger Levasa in 1978
- ✦ One of only two true freshmen to start their season-openers at center in the nation (Hawai'i)

ISAAC SEUMALO'S NFL REGULAR SEASON STATISTICS

| DATE | TEAM | GP | GS |
|-------------------|----------|-----------|-----------|
| 2016 | Eagles | 9 | 4 |
| 2017 | Eagles | 14 | 2 |
| 2018 | Eagles | 13 | 9 |
| 2019 | Eagles | 16 | 16 |
| 2020 | Eagles | 9 | 9 |
| 2021 | Eagles | 3 | 3 |
| 2022 | Eagles | 17 | 17 |
| 2023 | Steelers | 17 | 17 |
| 2024 | Steelers | 0 | 0 |
| NFL TOTALS | | 98 | 77 |

ISAAC SEUMALO'S NFL POSTSEASON STATISTICS

| DATE | TEAM | GP | GS |
|-------------------|----------|-----------|----------|
| 2017 | Eagles | 3 | 0 |
| 2018 | Eagles | 2 | 2 |
| 2019 | Eagles | 1 | 1 |
| 2021 | Eagles | 0 | 0 |
| 2022 | Eagles | 3 | 3 |
| 2023 | Steelers | 1 | 1 |
| NFL TOTALS | | 10 | 7 |

2024 GAME-BY-GAME REGULAR-SEASON STATISTICS (STEELERS)

| DATE | OPPONENT | P/S | W/L | SCORE |
|--------------------|------------|------------|------------|-------|
| 09/08 | at Falcons | | W | 18-10 |
| 2024 TOTALS | | 0-0 | 1-0 | |

ON INACTIVE LIST



CORY DB
TRICE JR.

HEIGHT: 6-3
WEIGHT: 206
COLLEGE: Purdue
BORN: May 30, 2000

HOW ACQUIRED: D7a '23
NFL EXPERIENCE: 1st year
BIRTHPLACE: Hopkinsville, KY



PRO CAREER

- ✦ Has yet to make NFL debut
- ✦ Missed the 2023 season following a knee injury suffered in training camp

TRANSACTIONS

- ✦ Signed four-year contract with Pittsburgh on May 11, 2023
- ✦ Drafted by the Steelers in the seventh round (241st overall) of the 2023 NFL Draft

PERSONAL

- ✦ Had 31 tackles in eight games for Christian County
- ✦ Named the Southern Pennyrile Football Athlete of the Year
- ✦ Named Class 5A-District 1 Player of the Year
- ✦ Selected for the Best of the Bluegrass All-Star Game
- ✦ Named first team All-Western Kentucky Conference
- ✦ Had a 97-yard kickoff return for a touchdown in the season-opener and returned three punts for touchdowns during the season
- ✦ Scored two touchdowns and a two-point conversion against Apollo with a 45-yard interception return and an 86-yard fumble return
- ✦ Recorded three interceptions on the season
- ✦ Full name is Cory Carlisle Trice Jr.
- ✦ Graduated Major: Communication
- ✦ Pursuing MS in Technology Leadership & Innovation
- ✦ Parents: Tomica Mason (mother)

COLLEGE

- ✦ Appeared in 34 games (24 starts) at Purdue (2018-22)
- ✦ Returned a pair of interceptions for a touchdown over his career, against Maryland (Oct. 12, 2019) and at Indiana (Nov. 26, 2023) which sealed Purdue's rivalry victory as well as the Big Ten West title
- ✦ Recorded five interceptions to go along with 20 pass breakups and 105 tackles
- ✦ All-Big Ten honorable mention (coaches, media)
- ✦ All Big-Ten third team (Pro Football Focus)
- ✦ National Football Foundation Hampshire Honor Society
- ✦ Started 13 games, making 34 tackles to go along with two interceptions and a team-high 10 pass breakups
- ✦ His pick-six late in the fourth quarter of the Old Oaken Bucket Game sealed the win and Purdue claiming the outright Big Ten West title
- ✦ Made a season-high eight tackles in the victory over the Hoosiers
- ✦ Intercepted a pass and made five solo tackles in a win at Maryland
- ✦ Had five games with at least four tackles

CORY TRICE JR.'S NFL REGULAR SEASON DEFENSIVE STATISTICS

| DATE | TEAM | GP | GS | TACKLES | | | | | | | INTERCEPTIONS | | | | | O. FUMB | | | ST | | | | MISC. | | | |
|-------------------|----------|----------|----------|----------|----------|----------|----------|----------|------------|------------|---------------|----------|----------|----------|----------|----------|----------|----------|----------|----------|----------|----------|----------|----------|----------|---|
| | | | | TK | S | A | TFL | YDS | SK | YDS | QBH | NO | YDS | LG | TD | PD | FF | FR | TD | YDS | TK | S | A | FF | FR | S |
| 2023 | Steelers | 0 | 0 | 0 | 0 | 0 | 0 | 0 | 0.0 | 0.0 | 0 | 0 | 0 | 0 | 0 | 0 | 0 | 0 | 0 | 0 | 0 | 0 | 0 | 0 | 0 | 0 |
| 2024 | Steelers | 1 | 0 | 0 | 0 | 0 | 0 | 0 | 0.0 | 0.0 | 0 | 0 | 0 | 0 | 0 | 0 | 0 | 0 | 0 | 0 | 0 | 0 | 0 | 0 | 0 | |
| NFL TOTALS | | 1 | 0 | 0 | 0 | 0 | 0 | 0 | 0.0 | 0.0 | 0 | 0 | 0 | 0 | 0 | 0 | 0 | 0 | 0 | 0 | 0 | 0 | 0 | 0 | 0 | |

CORY TRICE JR.'S NFL POSTSEASON DEFENSIVE STATISTICS

| DATE | TEAM | GP | GS | TACKLES | | | | | | | INTERCEPTIONS | | | | | O. FUMB | | | ST | | | | MISC. | | |
|-------------------|----------|----------|----------|----------|----------|----------|----------|----------|------------|------------|---------------|----------|----------|----------|----------|----------|----------|----------|----------|----------|----------|----------|----------|----------|----------|
| | | | | TK | S | A | TFL | YDS | SK | YDS | QBH | NO | YDS | LG | TD | PD | FF | FR | TD | YDS | TK | S | A | FF | FR |
| 2023 | Steelers | 0 | 0 | 0 | 0 | 0 | 0 | 0 | 0.0 | 0.0 | 0 | 0 | 0 | 0 | 0 | 0 | 0 | 0 | 0 | 0 | 0 | 0 | 0 | 0 | 0 |
| NFL TOTALS | | 0 | 0 | 0 | 0 | 0 | 0 | 0 | 0.0 | 0.0 | 0 | 0 | 0 | 0 | 0 | 0 | 0 | 0 | 0 | 0 | 0 | 0 | 0 | 0 | 0 |

2024 GAME-BY-GAME REGULAR-SEASON STATISTICS (STEELERS)

| DATE | OPPONENT | P/S | TACKLES | | | | | | | INTERCEPTIONS | | | | | O. FUMB | | | ST | | | | MISC. | | | |
|--------------------|------------|------------|----------|----------|----------|------------|------------|----------|----------|---------------|----------|----------|----------|----------|----------|----------|----------|----------|----------|----------|----------|----------|----------|----------|----------|
| | | | TK | S | A | SK | YDS | TFL | YDS | QBH | NO | YDS | LG | TD | PD | FF | FR | TD | YDS | TK | S | A | FF | FR | S |
| 09/08 | at Falcons | P | 0 | 0 | 0 | 0.0 | 0.0 | 0 | 0 | 0 | 0 | 0 | 0 | 0 | 0 | 0 | 0 | 0 | 0 | 0 | 0 | 0 | 0 | 0 | 0 |
| 2024 TOTALS | | 1-0 | 0 | 0 | 0 | 0.0 | 0.0 | 0 | 0 | 0 | 0 | 0 | 0 | 0 | 0 | 0 | 0 | 0 | 0 | 0 | 0 | 0 | 0 | 0 | 0 |

2023 GAME-BY-GAME REGULAR-SEASON STATISTICS (STEELERS)

| DATE | OPPONENT | P/S | TACKLES | | | | | | | INTERCEPTIONS | | | | | O. FUMB | | | | ST | | | | MISC | | W/L | SCORE | |
|--------------------|-------------|-----|---------|---|---|-----|-----|-----|-----|---------------|----|-----|----|----|---------|----|----|----|-----|----|---|---|------|----|-----|-------|-------|
| | | | TK | S | A | SK | YDS | TFL | YDS | QBH | NO | YDS | LG | TD | PD | FF | FR | TD | YDS | TK | S | A | FF | FR | | | S |
| 09/10 | 49ers | | | | | | | | | | | | | | | | | | | | | | | | | L | 7-30 |
| 09/18 | Browns | | | | | | | | | | | | | | | | | | | | | | | | | W | 26-22 |
| 09/24 | at Raiders | | | | | | | | | | | | | | | | | | | | | | | | | W | 23-18 |
| 10/01 | at Texans | | | | | | | | | | | | | | | | | | | | | | | | | L | 6-30 |
| 10/08 | Ravens | | | | | | | | | | | | | | | | | | | | | | | | | W | 17-10 |
| 10/22 | at Rams | | | | | | | | | | | | | | | | | | | | | | | | | W | 24-17 |
| 10/29 | Jaguars | | | | | | | | | | | | | | | | | | | | | | | | | L | 10-20 |
| 11/02 | Titans | | | | | | | | | | | | | | | | | | | | | | | | | W | 20-16 |
| 11/12 | Packers | | | | | | | | | | | | | | | | | | | | | | | | | W | 23-19 |
| 11/19 | at Browns | | | | | | | | | | | | | | | | | | | | | | | | | L | 10-13 |
| 11/26 | at Bengals | | | | | | | | | | | | | | | | | | | | | | | | | W | 16-10 |
| 12/03 | Cardinals | | | | | | | | | | | | | | | | | | | | | | | | | L | 10-24 |
| 12/07 | Patriots | | | | | | | | | | | | | | | | | | | | | | | | | L | 18-21 |
| 12/16 | at Colts | | | | | | | | | | | | | | | | | | | | | | | | | L | 13-30 |
| 12/23 | Bengals | | | | | | | | | | | | | | | | | | | | | | | | | W | 34-11 |
| 12/31 | at Seahawks | | | | | | | | | | | | | | | | | | | | | | | | | W | 30-23 |
| 01/06 | at Ravens | | | | | | | | | | | | | | | | | | | | | | | | | W | 17-10 |
| 2023 TOTALS | | | 0 | 0 | 0 | 0.0 | 0.0 | 0 | 0 | 0 | 0 | 0 | 0 | 0 | 0 | 0 | 0 | 0 | 0 | 0 | 0 | 0 | 0 | 0 | 0 | 10-7 | |

2023 GAME-BY-GAME POSTSEASON STATISTICS (STEELERS)

| DATE | OPPONENT | P/S | TACKLES | | | | | | | INTERCEPTIONS | | | | | O. FUMB | | | | ST | | | | MISC | | W/L | SCORE | | |
|--------------------|----------|-----|---------|---|---|-----|-----|-----|-----|---------------|----|-----|----|----|---------|----|----|----|-----|----|---|---|------|----|-----|-------|-----|-------|
| | | | TK | S | A | SK | YDS | TFL | YDS | QBH | NO | YDS | LG | TD | PD | FF | FR | TD | YDS | TK | S | A | FF | FR | | | S | A |
| 01/15 | at Bills | | | | | | | | | | | | | | | | | | | | | | | | | | L | 17-31 |
| 2023 TOTALS | | | 0 | 0 | 0 | 0.0 | 0.0 | 0 | 0 | 0 | 0 | 0 | 0 | 0 | 0 | 0 | 0 | 0 | 0 | 0 | 0 | 0 | 0 | 0 | 0 | 0 | 0-1 | |

**CORLISS P
WAITMAN**

HEIGHT: 6-2
WEIGHT: 210
COLLEGE: South Alabama
BORN: July 21, 1975

HOW ACQUIRED: FA '24
NFL EXPERIENCE: 3rd year
BIRTHPLACE: Milton, FL



CORLISS WAITMAN'S NFL REGULAR SEASON PUNTING STATISTICS

| DATE | TEAM | GP | NO. | YDS. | AVG. | OPP. RET. | YDS. | NET YDS. | AVG. | TB | IN20 | LG | BK |
|--------------------------------------|----------|-----------|------------|--------------|-------------|-----------|------------|--------------|-------------|----------|-----------|-----------|----------|
| 2020 | Steelers | 0 | 0 | 0 | 0.0 | 0 | 0 | 0 | 0.0 | 0 | 0 | 0 | 0 |
| 2021 | Raiders | 0 | 0 | 0 | 0.0 | 0 | 0 | 0 | 0.0 | 0 | 0 | 0 | 0 |
| Went from Las Vegas to New England. | | | | | | | | | | | | | |
| 2021 | Patriots | 0 | 0 | 0 | 0.0 | 0 | 0 | 0 | 0.0 | 0 | 0 | 0 | 0 |
| Went from New England to Pittsburgh. | | | | | | | | | | | | | |
| 2021 | Steelers | 2 | 7 | 365 | 52.1 | 32 | 47 | 298 | 42.6 | 1 | 1 | 63 | 0 |
| 2021 | TOTAL | 2 | 7 | 365 | 52.1 | 32 | 47 | 298 | 42.6 | 1 | 1 | 63 | 0 |
| 2022 | Broncos | 17 | 96 | 4,470 | 46.6 | 44 | 362 | 3,988 | 41.5 | 6 | 30 | 59 | 0 |
| 2023 | Patriots | 0 | 0 | 0 | 0.0 | 0 | 0 | 0 | 0.0 | 0 | 0 | 0 | 0 |
| 2024 | Bears | 0 | 0 | 0 | 0.0 | 0 | 0 | 0 | 0.0 | 0 | 0 | 0 | 0 |
| NFL TOTALS | | 19 | 103 | 4,835 | 46.9 | 76 | 409 | 4,286 | 41.6 | 7 | 31 | 63 | 0 |

SINGLE-GAME HIGHS: PUNTER

| | | | |
|---------------------|---|-----------------|---|
| Punts | 10 vs. San Francisco 49ers, Sep 25, 2022 9 at Tennessee Titans, Nov 13, 2022 | Net Punting Avg | 46.8 at Jacksonville Jaguars, Oct 30, 2022 46.1 at Carolina Panthers, Nov 27, 2022 |
| Gross Punting Yards | 476 vs. San Francisco 49ers, Sep 25, 2022 411 at Tennessee Titans, Nov 13, 2022 | Longest Punts | 63 at Kansas City Chiefs, Dec 26, 2021 59 vs. Los Angeles Chargers, Jan 08, 2023 |
| Gross Punting Avg | 52.4 at Carolina Panthers, Nov 27, 2022 51.4 at Kansas City Chiefs, Jan 01, 2023 | Inside the 20 | 6 vs. San Francisco 49ers, Sep 25, 2022 4 at Los Angeles Chargers, Oct 17, 2022 |
| Net Punting Yards | 436 vs. San Francisco 49ers, Sep 25, 2022 340 at Tennessee Titans, Nov 13, 2022 | | |

2023 GAME-BY-GAME REGULAR-SEASON STATISTICS (PATRIOTS)

| DATE | OPPONENT | NO. | YDS. | AVG. | OPP. RET. | YDS. | NET YDS. | AVG | TB | IN20 | LG | BK | W/L | SCORE |
|--------------------|-------------|----------|----------|----------|------------|----------|----------|----------|----------|----------|----------|----------|-------------|-------|
| 09/17 | Dolphins | | | | | | | | | | | | L | 17-24 |
| 09/24 | at Jets | | | | | | | | | | | | W | 15-10 |
| 10/01 | at Cowboys | | | | | | | | | | | | L | 3-38 |
| 10/08 | Saints | | | | | | | | | | | | L | 0-34 |
| 10/15 | at Raiders | | | | | | | | | | | | L | 17-21 |
| 10/22 | Bills | | | | | | | | | | | | W | 29-25 |
| 10/29 | at Dolphins | | | | | | | | | | | | L | 17-31 |
| 11/05 | Commanders | | | | | | | | | | | | L | 17-20 |
| 11/12 | Colts | | | | | | | | | | | | L | 6-10 |
| 11/26 | at Giants | | | | | | | | | | | | L | 7-10 |
| 12/03 | Chargers | | | | | | | | | | | | L | 0-6 |
| 12/07 | at Steelers | | | | | | | | | | | | W | 21-18 |
| 12/17 | Chiefs | | | | | | | | | | | | L | 17-27 |
| 12/24 | at Broncos | | | | | | | | | | | | W | 26-23 |
| 12/31 | at Bills | | | | | | | | | | | | L | 21-27 |
| 01/07 | Jets | | | | | | | | | | | | L | 3-17 |
| 2023 TOTALS | | 0 | 0 | 0 | 0.0 | 0 | 0 | 0 | 0 | 0 | 0 | 0 | 4-12 | |

2022 GAME-BY-GAME REGULAR-SEASON STATISTICS (BRONCOS)

| DATE | OPPONENT | | NO. | YDS. | AVG. | OPP. RET. | YDS. | NET YDS. | AVG | TB | IN20 | LG | BK | W/L | SCORE |
|--------------------|-------------|---|-----------|-----------|--------------|-------------|-----------|------------|--------------|-------------|----------|-----------|-----------|----------|-------------|
| 09/12 | at Seahawks | P | 1 | 36 | 36.0 | 0 | 0 | 36 | 36.0 | 0 | 1 | 36 | 0 | L | 16-17 |
| 09/18 | Texans | P | 5 | 214 | 42.8 | 1 | 7 | 167 | 33.4 | 2 | 1 | 50 | 0 | W | 16-9 |
| 09/25 | 49ers | P | 10 | 476 | 47.6 | 5 | 40 | 436 | 43.6 | 0 | 6 | 57 | 0 | W | 11-10 |
| 10/02 | at Raiders | P | 5 | 241 | 48.2 | 3 | 7 | 214 | 42.8 | 1 | 2 | 55 | 0 | L | 23-32 |
| 10/06 | Colts | P | 5 | 229 | 45.8 | 3 | 22 | 207 | 41.4 | 0 | 1 | 52 | 0 | L | 9-12+ |
| 10/17 | at Chargers | P | 7 | 323 | 46.1 | 3 | 39 | 284 | 40.6 | 0 | 4 | 58 | 0 | L | 16-19+ |
| 10/23 | Jets | P | 6 | 240 | 40.0 | 0 | 0 | 240 | 40.0 | 0 | 3 | 46 | 0 | L | 9-16 |
| 10/30 | at Jaguars | P | 6 | 306 | 51.0 | 4 | 25 | 281 | 46.8 | 0 | 1 | 54 | 0 | W | 21-17 |
| 11/13 | at Titans | P | 9 | 411 | 45.7 | 4 | 51 | 340 | 37.8 | 1 | 0 | 58 | 0 | L | 10-17 |
| 11/20 | Raiders | P | 4 | 187 | 46.8 | 4 | 28 | 159 | 39.8 | 0 | 0 | 54 | 0 | L | 16-22+ |
| 11/27 | at Panthers | P | 7 | 367 | 52.4 | 5 | 44 | 323 | 46.1 | 0 | 2 | 58 | 0 | L | 10-23 |
| 12/04 | at Ravens | P | 7 | 288 | 41.1 | 1 | 3 | 285 | 40.7 | 0 | 2 | 46 | 0 | L | 9-10 |
| 12/11 | Chiefs | P | 7 | 333 | 47.6 | 4 | 22 | 291 | 41.6 | 1 | 0 | 51 | 0 | L | 28-34 |
| 12/18 | Cardinals | P | 5 | 224 | 44.8 | 2 | 11 | 213 | 42.6 | 0 | 3 | 56 | 0 | W | 24-15 |
| 12/25 | at Rams | P | 2 | 100 | 50.0 | 1 | 12 | 88 | 44.0 | 0 | 1 | 56 | 0 | L | 14-51 |
| 01/01 | at Chiefs | P | 5 | 257 | 51.4 | 2 | 14 | 223 | 44.6 | 1 | 2 | 57 | 0 | L | 24-27 |
| 01/08 | Chargers | P | 5 | 238 | 47.6 | 2 | 37 | 201 | 40.2 | 0 | 1 | 59 | 0 | W | 31-28 |
| 2022 TOTALS | | | 17 | 96 | 4,470 | 46.6 | 44 | 362 | 3,988 | 41.5 | 6 | 30 | 59 | 0 | 5-12 |

+ - Overtime

2021 GAME-BY-GAME REGULAR-SEASON STATISTICS (RAIDERS/PATRIOTS/STEELERS)

| DATE | OPPONENT | | NO. | YDS. | AVG. | OPP. RET. | YDS. | NET YDS. | AVG | TB | IN20 | LG | BK | W/L | SCORE |
|--------------------|-------------|---|----------|----------|------------|-------------|--|-----------|------------|-------------|----------|----------|-----------|----------|------------|
| 09/13 | Ravens | | | | | | NOT ON ROSTER | | | | | | | W | 33-27+ |
| 09/19 | at Steelers | | | | | | NOT ON ROSTER | | | | | | | L | 26-17 |
| 09/26 | Dolphins | | | | | | NOT ON ROSTER | | | | | | | W | 31-28+ |
| 10/04 | at Chargers | | | | | | NOT ON ROSTER | | | | | | | L | 14-28 |
| 10/10 | Bears | | | | | | NOT ON ROSTER | | | | | | | L | 9-20 |
| 10/17 | at Broncos | | | | | | NOT ON ROSTER | | | | | | | W | 34-24 |
| 10/24 | Eagles | | | | | | NOT ON ROSTER | | | | | | | W | 33-22 |
| 11/07 | at Giants | | | | | | NOT ON ROSTER | | | | | | | L | 16-23 |
| 11/14 | Chiefs | | | | | | NOT ON ROSTER | | | | | | | L | 14-41 |
| 11/21 | Bengals | | | | | | NOT ON ROSTER | | | | | | | L | 13-32 |
| | | | | | | | Went from Raiders to Patriots . | | | | | | | W | 36-13 |
| 11/28 | Titans | | | | | | PRACTICE SQUAD | | | | | | | W | 14-10 |
| 12/06 | at Bills | | | | | | PRACTICE SQUAD | | | | | | | W | 17-27 |
| 12/18 | at Colts | | | | | | PRACTICE SQUAD | | | | | | | L | 17-27 |
| | | | | | | | Went from Patriots to Steelers . | | | | | | | W | 16-13 |
| 12/26 | at Chiefs | P | 2 | 121 | 60.5 | 1 | 18 | 83 | 41.5 | 1 | 0 | 63 | 0 | L | 10-36 |
| 01/03 | Browns | P | 5 | 244 | 48.8 | 4 | 29 | 215 | 43.0 | 0 | 1 | 53 | 0 | W | 26-14 |
| 01/09 | at Ravens | | | | | | ON INACTIVE LIST | | | | | | | W | 16-13+ |
| 2021 TOTALS | | | 2 | 7 | 365 | 52.1 | 5 | 47 | 298 | 42.6 | 1 | 1 | 63 | 0 | 9-7 |

+ - Overtime

2020 GAME-BY-GAME REGULAR-SEASON STATISTICS (STEELERS)

| DATE | OPPONENT | | NO. | YDS. | AVG. | OPP. RET. | YDS. | NET YDS. | AVG | TB | IN20 | LG | BK | W/L | SCORE |
|--------------------|---------------|--|----------|----------|----------|------------|----------------|----------|------------|----------|----------|----------|----------|----------|-------------|
| 09/14 | at Giants | | | | | | PRACTICE SQUAD | | | | | | | W | 26-16 |
| 09/27 | Texans | | | | | | PRACTICE SQUAD | | | | | | | W | 28-21 |
| 10/11 | Eagles | | | | | | PRACTICE SQUAD | | | | | | | W | 38-29 |
| 10/18 | Browns | | | | | | PRACTICE SQUAD | | | | | | | W | 38-7 |
| 10/25 | at Titans | | | | | | PRACTICE SQUAD | | | | | | | W | 27-24 |
| 11/01 | at Ravens | | | | | | PRACTICE SQUAD | | | | | | | W | 28-24 |
| 11/08 | at Cowboys | | | | | | PRACTICE SQUAD | | | | | | | W | 24-19 |
| 11/15 | Bengals | | | | | | PRACTICE SQUAD | | | | | | | W | 36-10 |
| 11/22 | at Jaguars | | | | | | PRACTICE SQUAD | | | | | | | W | 27-3 |
| 12/02 | Ravens | | | | | | PRACTICE SQUAD | | | | | | | W | 19-14 |
| 12/07 | Football Team | | | | | | PRACTICE SQUAD | | | | | | | L | 17-23 |
| 12/13 | at Bills | | | | | | PRACTICE SQUAD | | | | | | | L | 15-26 |
| 12/21 | at Bengals | | | | | | PRACTICE SQUAD | | | | | | | L | 17-27 |
| 12/27 | Colts | | | | | | PRACTICE SQUAD | | | | | | | W | 28-24 |
| 01/03 | at Browns | | | | | | PRACTICE SQUAD | | | | | | | L | 22-24 |
| 2020 TOTALS | | | 0 | 0 | 0 | 0.0 | 0 | 0 | 0.0 | 0 | 0 | 0 | 0 | 0 | 11-4 |

2021 GAME-BY-GAME POSTSEASON STATISTICS (STEELERS)

| DATE | OPPONENT | | NO. | YDS. | AVG. | OPP. RET. | YDS. | NET YDS. | AVG | TB | IN20 | LG | BK | W/L | SCORE |
|--------------------|-----------|--|----------|----------|----------|------------|--------------|----------|------------|----------|----------|----------|----------|------------|-------|
| 01/16 | at Chiefs | | | | | | DID NOT PLAY | | | | | | | L | 21-42 |
| 2021 TOTALS | | | 0 | 0 | 0 | 0.0 | 0 | 0 | 0.0 | 0 | 0 | 0 | 0 | 0-1 | |

2020 GAME-BY-GAME POSTSEASON STATISTICS (STEELERS)

| DATE | OPPONENT | | NO. | YDS. | AVG. | OPP. RET. | YDS. | NET YDS. | AVG | TB | IN20 | LG | BK | W/L | SCORE |
|--------------------|----------|--|----------|----------|----------|------------|----------------|----------|----------|----------|----------|----------|----------|------------|-------|
| 01/10 | Browns | | | | | | PRACTICE SQUAD | | | | | | | L | 37-48 |
| 2020 TOTALS | | | 0 | 0 | 0 | 0.0 | 0 | 0 | 0 | 0 | 0 | 0 | 0 | 0-1 | |



JAYLEN^{RB} WARREN

HEIGHT: 5-8
WEIGHT: 215
COLLEGE: Oklahoma State
BORN: November 1, 1998

HOW ACQUIRED: UDFA '22
NFL EXPERIENCE: 3rd year
BIRTHPLACE: Cottonwoods Heights, UT



PRO CAREER

- ✦ Has played in 33 regular-season games (no starts) in two-year NFL career (Pittsburgh 2022-23)
- ✦ Has recorded 1,163 rushing yards and five rushing TDs on 226 attempts (5.1 avg.) and added 89 catches for 584 yards (6.6 avg.) and six receiving TDs
- ✦ Warren and Najee Harris each eclipsed 1,000 scrimmage yards in 2023
- ✦ Warren and Harris were the fourth duo in franchise history to eclipse 1,000 scrimmage yards in the same season and first since Walter Abercrombie and Earnest Jackson in 1986 (Abercrombie and Frank Pollard also accomplished the feat in 1985, as did Franco Harris and Rocky Bleier in 1976)
- ✦ Warren and Harris each rushed for at least 750 yards in 2023
- ✦ First pair of Steelers' running backs to rush for 750 or more yards in the same since season 2004 (Jerome Bettis, 941; Duce Staley, 830)
- ✦ Made NFL debut in Week 1 of 2022 (at Cincinnati)

2023 (STEELERS)

- ✦ Played in 17 regular-season games (no starts)
- ✦ Rushed 149 times for 784 yards (5.3 avg.) and four TDs
- ✦ Added 61 receptions for 370 yards (6.1 avg.)
- ✦ Warren and Najee Harris each eclipsed 1,000 scrimmage yards in 2023
- ✦ Warren and Harris were the fourth duo in franchise history to eclipse 1,000 scrimmage yards in the same season and first since Walter Abercrombie and Earnest Jackson in 1986 (Abercrombie and Frank Pollard also accomplished the feat in 1985, as did Franco Harris and Rocky Bleier in 1976)
- ✦ Warren and Harris each rushed for at least 750 yards in 2023
- ✦ First pair of Steelers' running backs to rush for 750 or more yards in the same since season 2004 (Jerome Bettis, 941; Duce Staley, 830)
- ✦ Rushed 13 times for 75 yards (5.8 avg.) and one TD while adding 23 receiving yards on four receptions (5.8 avg.) in Week 17 at Seattle
- ✦ Registered an 18-yard TD run with 1:47 remaining in the first quarter that gave the Steelers a 7-0 lead over the Seahawks
- ✦ Led the team with 129 yards on nine carries (14.3 avg.) while adding 16 receiving yards on three receptions (5.3 avg.) in Week 11 at Cleveland
- ✦ Registered a 74-yard TD run with 14:10 remaining in the third quarter that cut the Browns lead to 10-7
- ✦ The 74-yard TD run was the longest by the Steelers since Le'Veon Bell had an 81-yard TD run in Week 3 of 2014 (at Carolina)
- ✦ The 74-yard TD run was the second-longest by the Steelers in the series history with Cleveland (Willie Parker had an 80-yard TD run in Week 16 of 2005)
- ✦ Rushed for 100 yards or more in both Week 10 (vs. Green Bay) and Week 11 (at Cleveland)
- ✦ First Steelers player to rush for 100 or more yards in consecutive games since James Conner in Weeks 2-3 of 2020
- ✦ First undrafted running back to register back-to-back 100-yard rushing games since C.J. Anderson (L.A. Rams) in Weeks 16 and 17 of 2018
- ✦ Second undrafted running back in franchise history to register back-to-back 100-yard rushing games
- ✦ Willie Parker is the only other undrafted running back in franchise history to accomplish the feat (had streaks of four games, three games, three games, two games, two games and two games)
- ✦ Registered 19 runs of 10 yards or more after Week 9, which was tied for the fifth-most in the League over the span
- ✦ Averaged 5.86 yards/rush after Week 9, which was the second-best in the League over the span (min. 100 carries)

2022 (STEELERS)

- ✦ Played in 16 regular-season games (no starts)
- ✦ Rushed 77 times for 379 yards and one touchdown
- ✦ Added on 28 receptions for 214 yards
- ✦ Ranked sixth in rushing yards by an undrafted free agent running back in 2022
- ✦ Broke off runs of 10-plus yards 11 times, including three in Week 8 at Philadelphia
- ✦ Caught a pass for 26 yards, his longest reception and the longest by a Steelers running back of the season, in Week 10 vs. New Orleans
- ✦ Was inactive Week 12 at Indianapolis due to injury
- ✦ Punched in his first career touchdown in Week 15 at Carolina on a two-yard run
- ✦ Had a season-long 31-yard run in Week 17 at Baltimore to contribute to his total of 98 all-purpose yards

TRANSACTIONS

- ✦ Signed as an undrafted free agent with Pittsburgh on May 2, 2022

PERSONAL

- ✦ Derrell Jaylen Warren was born Nov. 1, 1998, in Clinton, North Carolina
- ✦ Son of Derrick and Salaneta Warren
- ✦ Graduated with a degree in sociology
- ✦ Named the 2016 Deseret News' Mr. Football and the Salt Lake Tribune Player of the Year after leading East to an undefeated 14-0 season and second consecutive Class 4A state championship
- ✦ Helped the Leopards lead the nation in rushing with 6,797 yards (485.5 ypg)
- ✦ Totaled 3,099 yards rushing during his senior season to shatter the 37-year-old single-season state rushing record, while becoming the first player in the history of Utah high school football to ever reach the 3,000-yard mark
- ✦ Tied a single-season state record with 38 rushing touchdowns as a senior in 2016

COLLEGE

- ✦ A JUCO product (Snow College, 2018) who played two years at Utah State (2019-20) before transferring to Oklahoma State for his final collegiate season (2021)
- ✦ Rushed for 2,126 yards and 19TDs on 407 carries (5.0 yards/rush) in 29 career college games
- ✦ Named the 2021 Big 12 Offensive Newcomer of the Year by the league's head coaches
- ✦ Voted as a captain by his teammates at the end of his lone season in Stillwater
- ✦ One of seven finalists for the 2021 Polynesian College Football Player of the Year Award
- ✦ Finished 2021 ranked in top 25 among all FBS players with 1,216 rushing yards and 11 carries of at least 20 yards
- ✦ Ranked 28th in the FBS with 1,441 yards from scrimmage in 2021
- ✦ His '21 season rushing total tied for 19th-most in a single season in school history
- ✦ Started the final 12 games of the year and played in all 14, although he was available for just the first two snaps with no carries due to an injury in the Big 12 Championship game
- ✦ Scored 11 rushing TDs on the year
- ✦ Finished with five 100-yard rushing performances, including 218 vs. Boise State, 193 vs. Texas, 125 vs. Baylor, 123 vs. Kansas State and 113 vs. TCU
- ✦ Had OSU's longest rush (75-yard TD run at Boise State) and reception (52-yard catch vs. K-State) of the year
- ✦ Had two of the top six single-game rushing yardage totals in the Big 12, including No. 2 (218 at Boise State) and No. 6 (193 at Texas)
- ✦ Received five Big 12 weekly honors, which marked two more than any other player in the conference

JAYLEN WARREN'S NFL REGULAR SEASON RUSHING/RECEIVING STATISTICS

| DATE | TEAM | RUSHING | | | | | | | RECEIVING | | | | |
|-------------------|----------|-----------|----------|------------|--------------|------------|------------|----------|-----------|------------|------------|-----------|----------|
| | | GP | GS | NO. | YDS. | AVG. | LG | TD | NO. | YDS. | AVG. | LG | TD |
| 2022 | Steelers | 16 | 0 | 77 | 379 | 4.9 | 31 | 1 | 28 | 214 | 7.6 | 26 | 0 |
| 2023 | Steelers | 17 | 0 | 149 | 784 | 5.3 | 74t | 4 | 61 | 370 | 6.1 | 30 | 0 |
| 2024 | Steelers | 1 | 0 | 2 | 7 | 3.5 | 8 | 0 | 2 | 13 | 6.5 | 9 | 0 |
| NFL TOTALS | | 34 | 0 | 228 | 1,170 | 5.1 | 74T | 5 | 91 | 597 | 6.6 | 30 | 0 |

JAYLEN WARREN'S NFL POSTSEASON RUSHING/RECEIVING STATISTICS

| DATE | TEAM | RUSHING | | | | | | | RECEIVING | | | | |
|-------------------|----------|----------|----------|----------|-----------|------------|-----------|----------|-----------|-----------|------------|-----------|----------|
| | | GP | GS | NO. | YDS. | AVG. | LG | TD | NO. | YDS. | AVG. | LG | TD |
| 2023 | Steelers | 1 | 0 | 8 | 38 | 4.8 | 12 | 0 | 2 | 16 | 8.0 | 16 | 0 |
| NFL TOTALS | | 1 | 0 | 8 | 38 | 4.8 | 12 | 0 | 2 | 16 | 8.0 | 16 | 0 |

JAYLEN WARREN'S NFL REGULAR SEASON RETURN STATISTICS

| DATE | TEAM | KICKOFF RETURNS | | | | | PUNT RETURNS | | | | | |
|-------------------|----------|-----------------|----------|------------|----------|----------|--------------|----------|----------|------------|----------|----------|
| | | RET. | YDS. | AVG. | LG | TD | NO. | FC | YDS. | AVG. | LG | TD |
| 2022 | Steelers | 0 | 0 | 0.0 | 0 | 0 | 0 | 0 | 0 | 0.0 | 0 | 0 |
| 2023 | Steelers | 0 | 0 | 0.0 | 0 | 0 | 0 | 0 | 0 | 0.0 | 0 | 0 |
| 2024 | Steelers | 0 | 0 | 0.0 | 0 | 0 | 0 | 0 | 0 | 0.0 | 0 | 0 |
| NFL TOTALS | | 0 | 0 | 0.0 | 0 | 0 | 0 | 0 | 0 | 0.0 | 0 | 0 |

JAYLEN WARREN'S NFL POSTSEASON RETURN STATISTICS

| DATE | TEAM | KICKOFF RETURNS | | | | | PUNT RETURNS | | | | | |
|-------------------|----------|-----------------|-----------|-------------|-----------|----------|--------------|----------|----------|------------|----------|----------|
| | | RET. | YDS. | AVG. | LG | TD | NO. | FC | YDS. | AVG. | LG | TD |
| 2023 | Steelers | 1 | 21 | 21.0 | 21 | 0 | 0 | 0 | 0 | 0.0 | 0 | 0 |
| NFL TOTALS | | 1 | 21 | 21.0 | 21 | 0 | 0 | 0 | 0 | 0.0 | 0 | 0 |

SINGLE-GAME HIGHS: RUSHING/RECEIVING

| | | | |
|-----------------|--|-----------------------|---|
| Rush Attempts | 15 vs. Green Bay Packers, Nov 12, 2023 13 at Seattle Seahawks, Dec 31, 2023 ...1 more at 13. | Receiving Average | 16.5 vs. Cleveland Browns, Sep 18, 2023 13.3 vs. New Orleans Saints, Nov 13, 2022 30 vs. Cleveland Browns, Sep 18, 2023 |
| Rushing Yards | 129 at Cleveland Browns, Nov 19, 2023 101 vs. Green Bay Packers, Nov 12, 2023 | Longest Receptions | 26 vs. New Orleans Saints, Nov 13, 2022 145 at Cleveland Browns, Nov 19, 2023 |
| Rushing Average | 14.3 at Cleveland Browns, Nov 19, 2023 8.0 vs. Tennessee Titans, Nov 02, 2023 | All-Purpose Yards | 113 vs. Tennessee Titans, Nov 02, 2023 1 vs. Cleveland Browns, Jan 08, 2023 |
| Longest Runs | 74t at Cleveland Browns, Nov 19, 2023 31 at Baltimore Ravens, Jan 01, 2023 | Special Teams Tackles | 1 vs. Tampa Bay Buccaneers, Oct 16, 2022 ...1 more at 1. |
| Rushing TDs | 1 at Seattle Seahawks, Dec 31, 2023 1 at Cleveland Browns, Nov 19, 2023 ...3 more at 1. | Most TDs | 1 at Seattle Seahawks, Dec 31, 2023 1 at Cleveland Browns, Nov 19, 2023 ...3 more at 1. |
| Receptions | 6 at Houston Texans, Oct 01, 2023 5 at Baltimore Ravens, Jan 06, 2024 ...3 more at 5. | Scrimmage Yards | 145 at Cleveland Browns, Nov 19, 2023 113 vs. Tennessee Titans, Nov 02, 2023 |
| Receiving Yards | 66 vs. Cleveland Browns, Sep 18, 2023 40 vs. New Orleans Saints, Nov 13, 2022 | | |

SINGLE-GAME HIGHS - POSTSEASON: RUSHING/RECEIVING

Rush Attempts 8 at Buffalo Bills, Jan 15, 2024
 Rushing Yards 38 at Buffalo Bills, Jan 15, 2024
 Rushing Average 4.8 at Buffalo Bills, Jan 15, 2024
 Longest Runs 12 at Buffalo Bills, Jan 15, 2024
 10 at Buffalo Bills, Jan 15, 2024
 6 at Buffalo Bills, Jan 15, 2024
 5 at Buffalo Bills, Jan 15, 2024
 3 at Buffalo Bills, Jan 15, 2024
 Receptions 2 at Buffalo Bills, Jan 15, 2024

Receiving Yards 16 at Buffalo Bills, Jan 15, 2024
 Longest Receptions 16 at Buffalo Bills, Jan 15, 2024
 All-Purpose Yards 75 at Buffalo Bills, Jan 15, 2024
 Longest Kickoff Return 21 at Buffalo Bills, Jan 15, 2024

100-YARD RUSHING GAMES (2): REGULAR SEASON

| DATE | TEAM | ATT. | YDS. | AVG. | LG | TD |
|----------|-----------|------|------|------|-----|----|
| 11/12/23 | PACKERS | 15 | 101 | 6.7 | 20 | 1 |
| 11/19/23 | at Browns | 9 | 129 | 14.3 | 74t | 1 |

2024 GAME-BY-GAME REGULAR-SEASON STATISTICS (STEELERS)

| DATE | OPPONENT | P/S | RUSHING | | | | | RECEIVING | | | | | W/L | SCORE |
|--------------------|------------|------------|----------|----------|------------|----------|----------|-----------|-----------|------------|----------|----------|------------|-------|
| | | | NO. | YDS. | AVG. | LG | TD | NO. | YDS. | AVG. | LG | TD | | |
| 09/08 | at Falcons | P | 2 | 7 | 3.5 | 8 | 0 | 2 | 13 | 6.5 | 9 | 0 | W | 18-10 |
| 2024 TOTALS | | 1-0 | 2 | 7 | 3.5 | 8 | 0 | 2 | 13 | 6.5 | 9 | 0 | 1-0 | |

2023 GAME-BY-GAME REGULAR-SEASON STATISTICS (STEELERS)

| DATE | OPPONENT | P/S | RUSHING | | | | | RECEIVING | | | | | W/L | SCORE |
|--------------------|-------------|-------------|------------|------------|------------|------------|----------|-----------|------------|------------|-----------|----------|-------------|-------|
| | | | NO. | YDS. | AVG. | LG | TD | NO. | YDS. | AVG. | LG | TD | | |
| 09/10 | 49ers | P | 3 | 6 | 2.0 | 3 | 0 | 5 | 12 | 2.4 | 9 | 0 | L | 7-30 |
| 09/18 | Browns | P | 6 | 20 | 3.3 | 8 | 0 | 4 | 66 | 16.5 | 30 | 0 | W | 26-22 |
| 09/24 | at Raiders | P | 8 | 29 | 3.6 | 11 | 0 | 3 | 23 | 7.7 | 16 | 0 | W | 23-18 |
| 10/01 | at Texans | P | 8 | 29 | 3.6 | 18 | 0 | 6 | 26 | 4.3 | 7 | 0 | L | 6-30 |
| 10/08 | Ravens | P | 9 | 40 | 4.4 | 16 | 0 | 3 | 39 | 13.0 | 23 | 0 | W | 17-10 |
| 10/22 | at Rams | P | 6 | 32 | 5.3 | 13t | 1 | 1 | -1 | -1.0 | -1 | 0 | W | 24-17 |
| 10/29 | Jaguars | P | 5 | 19 | 3.8 | 8 | 0 | 4 | 19 | 4.8 | 11 | 0 | L | 10-20 |
| 11/02 | Titans | P | 11 | 88 | 8.0 | 22 | 0 | 3 | 25 | 8.3 | 9 | 0 | W | 20-16 |
| 11/12 | Packers | P | 15 | 101 | 6.7 | 20 | 1 | 2 | 9 | 4.5 | 6 | 0 | W | 23-19 |
| 11/19 | at Browns | P | 9 | 129 | 14.3 | 74t | 1 | 3 | 16 | 5.3 | 14 | 0 | L | 10-13 |
| 11/26 | at Bengals | P | 13 | 49 | 3.8 | 9 | 0 | 3 | 13 | 4.3 | 15 | 0 | W | 16-10 |
| 12/03 | Cardinals | P | 9 | 59 | 6.6 | 18 | 0 | 1 | -4 | -4.0 | -4 | 0 | L | 10-24 |
| 12/07 | Patriots | P | 7 | 11 | 1.6 | 7 | 0 | 4 | 29 | 7.3 | 12 | 0 | L | 18-21 |
| 12/16 | at Colts | P | 10 | 40 | 4.0 | 11 | 0 | 5 | 28 | 5.6 | 11 | 0 | L | 13-30 |
| 12/23 | Bengals | P | 8 | 24 | 3.0 | 5 | 0 | 5 | 30 | 6.0 | 18 | 0 | W | 34-11 |
| 12/31 | at Seahawks | P | 13 | 75 | 5.8 | 23 | 1 | 4 | 23 | 5.8 | 10 | 0 | W | 30-23 |
| 01/06 | at Ravens | P | 9 | 33 | 3.7 | 23 | 0 | 5 | 17 | 3.4 | 7 | 0 | W | 17-10 |
| 2023 TOTALS | | 17-0 | 149 | 784 | 5.3 | 74T | 4 | 61 | 370 | 6.1 | 30 | 0 | 10-7 | |


2022 GAME-BY-GAME REGULAR-SEASON STATISTICS (STEELERS)

| DATE | OPPONENT | P/S | RUSHING | | | | | RECEIVING | | | | | W/L | SCORE |
|--------------------|-------------|-------------|-----------|------------|------------|-----------|----------|-----------|------------|------------|-----------|----------|------------|--------|
| | | | NO. | YDS. | AVG. | LG | TD | NO. | YDS. | AVG. | LG | TD | | |
| 09/11 | at Bengals | P | 3 | 7 | 2.3 | 3 | 0 | 0 | 0 | 0.0 | 0 | 0 | W | 23-20+ |
| 09/18 | Patriots | P | 4 | 15 | 3.8 | 6 | 0 | 1 | 0 | 0.0 | 0 | 0 | L | 14-17 |
| 09/22 | at Browns | P | 4 | 30 | 7.5 | 10 | 0 | 1 | 3 | 3.0 | 3 | 0 | L | 17-29 |
| 10/02 | Jets | P | 3 | 18 | 6.0 | 14 | 0 | 1 | 4 | 4.0 | 4 | 0 | L | 20-24 |
| 10/09 | at Bills | P | 5 | 24 | 4.8 | 12 | 0 | 4 | 39 | 9.8 | 13 | 0 | L | 3-38 |
| 10/16 | Buccaneers | P | 2 | 2 | 1.0 | 1 | 0 | 0 | 0 | 0.0 | 0 | 0 | W | 20-18 |
| 10/23 | at Dolphins | P | 2 | 7 | 3.5 | 4 | 0 | 2 | 17 | 8.5 | 10 | 0 | L | 10-16 |
| 10/30 | at Eagles | P | 6 | 50 | 8.3 | 19 | 0 | 3 | 25 | 8.3 | 15 | 0 | L | 13-35 |
| 11/13 | Saints | P | 9 | 37 | 4.1 | 21 | 0 | 3 | 40 | 13.3 | 26 | 0 | W | 20-10 |
| 11/20 | Bengals | P | 0 | 0 | 0.0 | 0 | 0 | 1 | 9 | 9.0 | 9 | 0 | L | 30-37 |
| 11/28 | at Colts | | | | | | | | | | | | W | 24-17 |
| 12/04 | at Falcons | P | 1 | 5 | 5.0 | 5 | 0 | 2 | 14 | 7.0 | 7 | 0 | W | 19-16 |
| 12/11 | Ravens | P | 3 | 11 | 3.7 | 8 | 0 | 2 | 16 | 8.0 | 14 | 0 | L | 14-16 |
| 12/18 | at Panthers | P | 11 | 38 | 3.5 | 9 | 1 | 1 | 11 | 11.0 | 11 | 0 | W | 24-16 |
| 12/24 | Raiders | P | 6 | 23 | 3.8 | 13 | 0 | 1 | 7 | 7.0 | 7 | 0 | W | 13-10 |
| 01/01 | at Ravens | P | 12 | 76 | 6.3 | 31 | 0 | 3 | 22 | 7.3 | 10 | 0 | W | 16-13 |
| 01/08 | Browns | P | 6 | 36 | 6.0 | 22 | 0 | 3 | 7 | 2.3 | 3 | 0 | W | 28-14 |
| 2022 TOTALS | | 16-0 | 77 | 379 | 4.9 | 31 | 1 | 28 | 214 | 7.6 | 26 | 0 | 9-8 | |

+ - Overtime

2023 GAME-BY-GAME POSTSEASON STATISTICS (STEELERS)

| DATE | OPPONENT | P/S | RUSHING | | | | | RECEIVING | | | | | W/L | SCORE |
|--------------------|----------|------------|----------|-----------|------------|-----------|----------|-----------|-----------|------------|-----------|----------|------------|-------|
| | | | NO. | YDS. | AVG. | LG | TD | NO. | YDS. | AVG. | LG | TD | | |
| 01/15 | at Bills | P | 8 | 38 | 4.8 | 12 | 0 | 2 | 16 | 8.0 | 16 | 0 | L | 17-31 |
| 2023 TOTALS | | 1-0 | 8 | 38 | 4.8 | 12 | 0 | 2 | 16 | 8.0 | 16 | 0 | 0-1 | |



DARNELL ^{TE} WASHINGTON

HEIGHT: 6-7
WEIGHT: 264
COLLEGE: Georgia
BORN: August 17, 2001

HOW ACQUIRED: 03'23
NFL EXPERIENCE: 2nd year
BIRTHPLACE: Las Vegas, NV



PRO CAREER

- ✦ Has played in 17 career regular-season games (seven starts) in one-year NFL career (Pittsburgh 2023)
- ✦ Has caught seven passes for 61 yards (8.7 avg.)
- ✦ Made NFL debut in Week 1 of 2023 (vs. San Francisco)
- ✦ Made NFL starting debut in Week 2 of 2023 (vs. Cleveland)

2023 (STEELERS)

- ✦ Played in 17 regular-season games (seven starts)
- ✦ Caught seven passes for 61 yards (8.7 avg.)

TRANSACTIONS

- ✦ Signed four-year contract with Pittsburgh on May 13, 2023
- ✦ Drafted by the Steelers in the third round (93rd overall) of the 2023 NFL Draft

PERSONAL

- ✦ Played at Desert Pines High School for head coach Tico Rodriguez
- ✦ Selected to play for Team Pressure in the 2020 Under Armour All-America Game, where he committed to Georgia in front of a national ESPN2 audience
- ✦ 247Sports.com composite five-star prospect
- ✦ Ranked as the No. 23 overall prospect nationally, the No. 1 athlete nationally and the top prospect in Nevada
- ✦ ESPN.com five-star prospect, No. 19 overall prospect nationally, No. 1 tight end prospect nationally and No. 1 prospect in Nevada
- ✦ PrepStar Magazine five-star prospect, Top 150 Dream Team, No. 1 Athlete and ranked No. 13 prospect nationally
- ✦ Rivals.com five-star prospect, No. 32 overall prospect nationally, No. 2 overall athlete prospect and No. 1 prospect in Nevada
- ✦ Honored as the No. 16 prospect nationally in the USA Today Chosen 25 in the preseason
- ✦ As a senior, helped lead Desert Pines to the No. 3 state ranking, an 11-1 record, 43.6 points per game and the 2019 NCAA Class 4A state semifinals
- ✦ Hauled in 31 catches for 586 receiving yards and four TDs his senior season, averaging 18.9 yards per reception
- ✦ Also played defensive end for DPHS, notching 15 tackles, four for loss, and an interception
- ✦ Selected to play for Team Diplomats at the 2019 Opening Finals, where he threw the top powerball throw (51 feet) on record and caught 17 passes for three TDs in 7-on-7 play
- ✦ Recognized with the 2018-19 Las Vegas Review Journal Richard Nelson Courage Award for overcoming obstacles to achieve athletic success
- ✦ Named to the 2018 USA Today All-USA and NCAA All-State Class 4A Second Team offenses following his junior season
- ✦ Also competed for the Jaguars varsity basketball team, averaging 11 points and 12 rebounds per game as a junior
- ✦ Full name is Darnell Ernest Washington
- ✦ Recipient of the Atlanta Greensboro Football Scholarship

COLLEGE

- ✦ Appeared in 36 games (27 starts) at Georgia (2020-22)
- ✦ Caught 45 passes for 774 yards and three TDs (17.2 yards per reception)
- ✦ 2022 All-SEC second team
- ✦ Started 14 of 15 games at tight end in 2022
- ✦ Caught 28 passes for 454 yards and two TDs
- ✦ Had two catches for 33 yards in season-opening win over Oregon
- ✦ Named a team co-captain for the Kent State and Auburn games
- ✦ Caught two passes for 33 yards, including a 28-yarder, in win over Samford
- ✦ Three catches for 47 yards in win over Florida
- ✦ Three catches for 64 yards in win at Missouri
- ✦ Had a career-high five receptions for 60 yards in win at Mississippi State
- ✦ Also had his first TD catch of the season in the game
- ✦ Had career-high four catches for 78 yards in win over Vanderbilt
- ✦ Had one catch for nine yards in win over Ohio State in the CFP Semifinal Chick-fil-A Peach Bowl
- ✦ Had one catch for 28 yards in the CFP National Championship Game
- ✦ Named to the preseason watch list for the John Mackey Award, given to the nation's outstanding collegiate tight end

DARNELL WASHINGTON'S NFL REGULAR SEASON RUSHING/RECEIVING STATISTICS

| DATE | TEAM | RECEIVING | | | | | | | RUSHING | | | | |
|-------------------|----------|-----------|----------|----------|-----------|------------|-----------|----------|----------|----------|------------|----------|----------|
| | | GP | GS | NO. | YDS. | AVG. | LG | TD | NO. | YDS. | AVG. | LG | TD |
| 2023 | Steelers | 17 | 7 | 7 | 61 | 8.7 | 12 | 0 | 0 | 0 | 0.0 | 0 | 0 |
| 2024 | Steelers | 1 | 1 | 1 | 5 | 5.0 | 5 | 0 | 0 | 0 | 0.0 | 0 | 0 |
| NFL TOTALS | | 18 | 8 | 8 | 66 | 8.3 | 12 | 0 | 0 | 0 | 0.0 | 0 | 0 |

DARNELL WASHINGTON'S NFL POSTSEASON RUSHING/RECEIVING STATISTICS

| DATE | TEAM | GP | GS | RECEIVING | | | | | RUSHING | | | | | |
|------------|----------|----|----|-----------|------|------|----|----|---------|------|------|-----|----|---|
| | | | | NO. | YDS. | AVG. | LG | TD | NO. | YDS. | AVG. | LG | TD | |
| 2023 | Steelers | 1 | 1 | 0 | 0 | 0.0 | 0 | 0 | 0 | 0 | 0 | 0.0 | 0 | 0 |
| NFL TOTALS | | 1 | 1 | 0 | 0 | 0.0 | 0 | 0 | 0 | 0 | 0 | 0.0 | 0 | 0 |

DARNELL WASHINGTON'S NFL REGULAR SEASON RETURN STATISTICS

| DATE | TEAM | KICKOFF RETURNS | | | | | PUNT RETURNS | | | | | |
|------------|----------|-----------------|------|------|----|----|--------------|----|------|------|----|----|
| | | RET. | YDS. | AVG. | LG | TD | NO. | FC | YDS. | AVG. | LG | TD |
| 2023 | Steelers | 0 | 0 | 0.0 | 0 | 0 | 0 | 0 | 0 | 0.0 | 0 | 0 |
| 2024 | Steelers | 0 | 0 | 0.0 | 0 | 0 | 0 | 0 | 0 | 0.0 | 0 | 0 |
| NFL TOTALS | | 0 | 0 | 0.0 | 0 | 0 | 0 | 0 | 0 | 0.0 | 0 | 0 |

DARNELL WASHINGTON'S NFL POSTSEASON RETURN STATISTICS

| DATE | TEAM | KICKOFF RETURNS | | | | | PUNT RETURNS | | | | | |
|------------|----------|-----------------|------|------|----|----|--------------|----|------|------|----|----|
| | | RET. | YDS. | AVG. | LG | TD | NO. | FC | YDS. | AVG. | LG | TD |
| 2023 | Steelers | 0 | 0 | 0.0 | 0 | 0 | 0 | 0 | 0 | 0.0 | 0 | 0 |
| NFL TOTALS | | 0 | 0 | 0.0 | 0 | 0 | 0 | 0 | 0 | 0.0 | 0 | 0 |

SINGLE-GAME HIGHS: RECEIVING

- Receptions: 1 vs. Cincinnati Bengals, Dec 23, 2023
1 vs. New England Patriots, Dec 07, 2023
...5 more at 1.
- Receiving Yards: 12 vs. New England Patriots, Dec 07, 2023
10 at Cincinnati Bengals, Nov 26, 2023
...1 more at 10.
- Longest Receptions: 12 vs. New England Patriots, Dec 07, 2023
10 at Cincinnati Bengals, Nov 26, 2023
...1 more at 10.
- All-Purpose Yards: 12 vs. New England Patriots, Dec 07, 2023
10 at Cincinnati Bengals, Nov 26, 2023
...1 more at 10.

2024 GAME-BY-GAME REGULAR-SEASON STATISTICS (STEELERS)

| DATE | OPPONENT | P/S | RECEIVING | | | | | RUSHING | | | | | W/L | SCORE |
|-------------|------------|-----|-----------|------|------|----|----|---------|------|------|----|----|-----|-------|
| | | | NO. | YDS. | AVG. | LG | TD | NO. | YDS. | AVG. | LG | TD | | |
| 09/08 | at Falcons | S | 1 | 5 | 5.0 | 5 | 0 | 0 | 0 | 0.0 | 0 | 0 | W | 18-10 |
| 2024 TOTALS | | 1-1 | 1 | 5 | 5.0 | 5 | 0 | 0 | 0 | 0.0 | 0 | 0 | 1-0 | |

2023 GAME-BY-GAME REGULAR-SEASON STATISTICS (STEELERS)

| DATE | OPPONENT | P/S | RECEIVING | | | | | RUSHING | | | | | W/L | SCORE |
|-------------|-------------|------|-----------|------|------|----|----|---------|------|------|----|----|------|-------|
| | | | NO. | YDS. | AVG. | LG | TD | NO. | YDS. | AVG. | LG | TD | | |
| 09/10 | 49ers | P | 0 | 0 | 0.0 | 0 | 0 | 0 | 0 | 0.0 | 0 | 0 | L | 7-30 |
| 09/18 | Browns | S | 0 | 0 | 0.0 | 0 | 0 | 0 | 0 | 0.0 | 0 | 0 | W | 26-22 |
| 09/24 | at Raiders | S | 0 | 0 | 0.0 | 0 | 0 | 0 | 0 | 0.0 | 0 | 0 | W | 23-18 |
| 10/01 | at Texans | S | 1 | 10 | 10.0 | 10 | 0 | 0 | 0 | 0.0 | 0 | 0 | L | 6-30 |
| 10/08 | Ravens | S | 0 | 0 | 0.0 | 0 | 0 | 0 | 0 | 0.0 | 0 | 0 | W | 17-10 |
| 10/22 | at Rams | P | 0 | 0 | 0.0 | 0 | 0 | 0 | 0 | 0.0 | 0 | 0 | W | 24-17 |
| 10/29 | Jaguars | P | 0 | 0 | 0.0 | 0 | 0 | 0 | 0 | 0.0 | 0 | 0 | L | 10-20 |
| 11/02 | Titans | P | 1 | 7 | 7.0 | 7 | 0 | 0 | 0 | 0.0 | 0 | 0 | W | 20-16 |
| 11/12 | Packers | S | 1 | 6 | 6.0 | 6 | 0 | 0 | 0 | 0.0 | 0 | 0 | W | 23-19 |
| 11/19 | at Browns | P | 1 | 8 | 8.0 | 8 | 0 | 0 | 0 | 0.0 | 0 | 0 | L | 10-13 |
| 11/26 | at Bengals | P | 1 | 10 | 10.0 | 10 | 0 | 0 | 0 | 0.0 | 0 | 0 | W | 16-10 |
| 12/03 | Cardinals | P | 0 | 0 | 0.0 | 0 | 0 | 0 | 0 | 0.0 | 0 | 0 | L | 10-24 |
| 12/07 | Patriots | S | 1 | 12 | 12.0 | 12 | 0 | 0 | 0 | 0.0 | 0 | 0 | L | 18-21 |
| 12/16 | at Colts | P | 0 | 0 | 0.0 | 0 | 0 | 0 | 0 | 0.0 | 0 | 0 | L | 13-30 |
| 12/23 | Bengals | P | 1 | 8 | 8.0 | 8 | 0 | 0 | 0 | 0.0 | 0 | 0 | W | 34-11 |
| 12/31 | at Seahawks | S | 0 | 0 | 0.0 | 0 | 0 | 0 | 0 | 0.0 | 0 | 0 | W | 30-23 |
| 01/06 | at Ravens | P | 0 | 0 | 0.0 | 0 | 0 | 0 | 0 | 0.0 | 0 | 0 | W | 17-10 |
| 2023 TOTALS | | 17-7 | 7 | 61 | 8.7 | 12 | 0 | 0 | 0 | 0.0 | 0 | 0 | 10-7 | |

2023 GAME-BY-GAME POSTSEASON STATISTICS (STEELERS)

| DATE | OPPONENT | P/S | RECEIVING | | | | | RUSHING | | | | | W/L | SCORE |
|-------------|----------|-----|-----------|------|------|----|----|---------|------|------|----|----|-----|-------|
| | | | NO. | YDS. | AVG. | LG | TD | NO. | YDS. | AVG. | LG | TD | | |
| 01/15 | at Bills | S | 0 | 0 | 0.0 | 0 | 0 | 0 | 0 | 0.0 | 0 | 0 | L | 17-31 |
| 2023 TOTALS | | 1-1 | 0 | 0 | 0.0 | 0 | 0 | 0 | 0 | 0.0 | 0 | 0 | 0-1 | |



**T.J. LB
WATT**

HEIGHT: 6-4
WEIGHT: 252
COLLEGE: Wisconsin
BORN: October 11, 1994

HOW ACQUIRED: D1 '17
NFL EXPERIENCE: 8th year
BIRTHPLACE: Pewaukee, WI



PRO CAREER

AWARDS

- ✦ 2021 Associated Press Defensive Player of the Year
- ✦ Six-time Pro Bowler (2018, 2019, 2020, 2021, 2022, 2023)
- ✦ Four-time Associated Press First Team All-Pro (2019, 2020, 2021, 2023)
- ✦ Four-time Pittsburgh Steelers MVP (2019, 2020, 2021, 2023)
- ✦ Four-time Sporting News First Team All-Pro (2019, 2020, 2021, 2023)
- ✦ Three-time The Committee of 101 AFC Defensive Player of the Year (2020, 2021, 2023)
- ✦ Three-time Pro Football Writers of America (PFWA) First Team All-NFL (2020, 2021, 2023)
- ✦ Three-time Deacon Jones Award winner (2020, 2021, 2023)
- ✦ Three-time Steelers team captain (2020, 2022, 2023)
- ✦ 2021 PFWA Defensive Player of the Year
- ✦ 2021 Sporting News Defensive Player of the Year
- ✦ Associated Press Second Team All-Pro (2020)
- ✦ AFC Defensive Player of the Month (September 2023)
- ✦ AFC Defensive Player of the Month (November 2019)
- ✦ AFC Defensive Player of the Week (Weeks 1 and 5 of 2018; Week 2 of 2020; Weeks 6, 13 and 17 of 2021; Week 18 of 2023)

CAREER HIGHLIGHTS

- ✦ Has played in 104 games (104 starts) over his seven-year NFL career (Steelers 2017-23)
- ✦ Has registered 399 tackles (290 solo), 198 quarterback hits, 107 tackles for loss, 96.5 sacks, 45 passes defended, 27 forced fumbles, seven interceptions and 10 fumble recoveries
- ✦ Led the NFL with 22.5 sacks in 2021 (despite missing two full games and portions of four others), tying Pro Football Hall of Famer Michael Strahan (22.5 sacks in 2001) for the most in a season since 1982, when the individual sack became an official statistic
- ✦ Fifth player to reach 22.0 sacks in a single season since 1982
- ✦ Twelfth player (13th season) to reach 20.0 sacks in a single season since 1982
- ✦ Second Pittsburgh player overall and the first since James Harrison in 2008 to receive the Defensive Player of the Year award, annually given to the League's top defensive player
- ✦ First linebacker to win the award since Baltimore's Terrell Suggs in 2011 and the ninth overall linebacker presented the PFWA Defensive Player of the Year honor
- ✦ First player in franchise history to earn Steelers' Most Valuable Player in four consecutive seasons
- ✦ First player since 1982, when the individual sack became an official statistic, to lead the League in sacks three times (2020, 2021 and 2023)
- ✦ Watt (three), Alan Page (three), Reggie White (three), Ray Lewis (three), Bruce Smith (three), Aaron Donald (four) and J.J. Watt (four) are the only players to win The Committee of 101 Defensive Player of the Year award at least three times in either conference since the inaugural event in 1969
- ✦ Joined Hall of Famer Joe Greene as the only two Steelers to win The Committee of 101 AFC Defensive Player of the Year award more than once (Greene won the award in 1972 and 1974)
- ✦ Averaged 0.93 sacks/game since entering the League back in 2017, which is the best in NFL history (min. 100 games started)
- ✦ His 96.5 career sacks are the third-most by a player in his first seven seasons in the NFL since 1982, when the individual sack became an official statistic
- ✦ His 96.5 career sacks are tied for the 12th-most over any seven-year stretch since 1982
- ✦ His 96.5 career sacks are the most in franchise history
- ✦ Has recorded at least two quarterback hits, two tackles for loss and 2.0 sacks in 15 different games since the start of the 2017 season, which is tied for the most in the League over the span
- ✦ Has recorded at least 2.0 sacks in 22 different games since the start of the 2017 season, which is the most in the League over the span
- ✦ Fourth player since 1982, when the individual sack became an official statistic, to record at least 2.0 sacks in 22 or more games in his first seven seasons in the NFL, joining Pro Football Hall of Famers Reggie White (30 games), Simeon Rice (23), Richard Dent (23) and Jared Allen (22).
- ✦ Has registered at least 1.0 sack in 60 career games, which is tied for the fourth-most career games with at least 1.0 sack in a player's first seven NFL seasons since 1982, when the individual sack became an official statistic – only Pro Football Hall of Famers DeMarcus Ware (68 games) and Reggie White (63) as well as Von Miller (61) have more
- ✦ One of five players in NFL history with at least 96.5 sacks, 107 tackles for loss, 198 quarterback hits, 27 forced fumbles, 20 strip sacks and 10 fumble recoveries (Julius Peppers, Terrell Suggs, Chandler Jones and Jared Allen)
- ✦ Ranks among the top 10 active players in sacks (5th), tackles for loss (t-8th), quarterback hits (4th), forced fumbles (t-3rd), fumble recoveries (t-7th) and strip sacks (2nd)
- ✦ Registered the second-most sacks by a player in his first 100 career games since 1982 (91.5)
- ✦ Became the fourth player since 1982 with at least 19.0 sacks in two of his first seven NFL seasons, joining DeMarcus Ware, his brother, J.J. Watt and Mark Gastineau
- ✦ First player in franchise history with at least 19.0 sacks in multiple seasons
- ✦ His two seasons with at least 19.0 sacks are tied for the most in NFL history by a player in their first seven seasons in the League
- ✦ His two seasons with at least 19.0 sacks are tied for the most in NFL history
- ✦ Fourth player since 1982, when the individual sack became an official statistic, with at least 15.0 sacks in three of his first seven seasons, joining Pro Football Hall of Famer Reggie White (four), DeMarcus Ware (three) and brother J.J. Watt (three)
- ✦ His three seasons with at least 15.0 sacks are the most by a Steelers player in their first seven seasons in the League
- ✦ His three seasons with at least 15.0 sacks are tied for the second-most in NFL history by a player in their first seven seasons in the League
- ✦ His three seasons with at least 15.0 sacks are tied for the third-most in NFL history
- ✦ Fourth player since 1982, when the individual sack became an official statistic, to register 90.0 or more sacks, 25 or more forced fumbles and seven or more interceptions
- ✦ Has registered 52.0 sacks in the second half/OT since the start of the 2017 season, which are the most in the NFL
- ✦ In 2023, Watt became the second player – and first to do it twice – since 1982, when the individual sack became an official statistic, with at least 19.0 sacks, 19 tackles for loss, 36 quarterback hits, four forced fumbles and three fumble recoveries
- ✦ In 2023, Watt ranked in the top-five in the NFL in sacks, tackles for loss, quarterback hits, forced fumbles and fumble recoveries, which marked the season time in three years (2021, 2023) he has done so in the game season (J.J. Watt is the only other player to accomplish the feat since 2012)

- ✦ Only player since 1982 with 75.0 or more sacks and seven or more interceptions in his first seven NFL seasons, and only player to accomplish the feat in their first 100 games since 1982
- ✦ Only player since 1982 to register 80.0 or more sacks and 16 takeaways in their first 100 career games
- ✦ Only player in franchise history with 13.0 or more sacks in multiple seasons (done it five times).
- ✦ Second player since 1982, when the individual sack became an official statistic, to record at least 13 in four consecutive seasons (2018-21), joining Pro Football Hall of Famer Reggie White, who did it twice (1985-88 and 1990-93)
- ✦ Third player in NFL history with at least 14.5 sacks in three consecutive seasons (2019-21), joining Jared Allen (2007-09) and Reggie White (1986-88)
- ✦ Joined Reggie White (four) as the only players to record at least 13 sacks in four of their first five seasons since 1982, when the individual sack became an official NFL statistic (recorded 13 sacks in 2018, 14.5 sacks in 2019, 15.0 sacks in 2020 and 22.5 sacks in 2021)
- ✦ Third player since 1982 to record at least 70 sacks over his first five seasons, joining Reggie White (81) and J.J. Watt (74.5)
- ✦ His 96.5 sacks since entering the NFL in 2017 are the most in the League over the span
- ✦ His 198 QB hits since entering the NFL in 2017 are the most in the League over the span
- ✦ His 198 QB hits are the third-most over a player's first seven seasons in NFL history
- ✦ His 198 QB hits are the fourth-most by an active NFL player
- ✦ His 107 tackles for loss since entering the NFL in 2017 are the second-most in the League over the span
- ✦ His 107 tackles for loss are the fourth-most over a player's first seven seasons in NFL history
- ✦ His 107 tackles for loss are the eighth-most by an active NFL player
- ✦ His 27 forced fumbles since entering the NFL in 2017 are the most in the League over the span
- ✦ His 27 forced fumbles are tied for the third-most over a player's first seven seasons in NFL history
- ✦ His 27 forced fumbles are tied for the third-most by an active NFL player
- ✦ Reached 95+ sacks in his 104th career game, which is the second-fewest games to that total since 1982
- ✦ Reached 90+ sacks in his 98th career game, which is the second-fewest games to that total since 1982
- ✦ Reached 85+ sacks in his 92nd career game, which is the second-fewest games to that total since 1982
- ✦ Reached 80+ sacks in his 88th career game, which is the second-fewest games to that total since 1982
- ✦ Reached 75+ sacks in his 84th career game, which is the third-fewest games to that total since 1982
- ✦ Reached 70+ sacks in his 76th career game, which is the third-fewest games to that total since 1982
- ✦ Reached 60+ sacks in his 69th career game, which is the fourth-fewest games to that total since 1982
- ✦ Reached 50+ sacks in his 63rd career game, which is the 10th-fewest games to that total since 1982
- ✦ Has recorded at least 1.5 sacks in 27 career games, which is the most by a Steeler since 1982, when the individual sack became an official statistic
- ✦ His 27 career games with at least 1.5 sacks is tied for second-most among active players since 1982, when the individual sack became an official statistic
- ✦ Has recorded at least 2.0 sacks in 22 career games, which is the most by a Steeler since 1982, when the individual sack became an official statistic
- ✦ His 22 career games with at least 2.0 sacks is tied for the second-most among active players since 1982, when the individual sack became an official statistic
- ✦ Has recorded at least 3.0 sacks in six career games, which is tied for the most by a Steeler since 1982, when the individual sack became an official statistic
- ✦ His six career games with at least 3.0 sacks is tied for the most among active players since 1982, when the individual sack became an official statistic
- ✦ Has sacked 43 different quarterbacks in his career, including 27 more than once
- ✦ Has registered at least half a sack against 27 different teams, at least 1.0 sack against 24 teams and multiple sacks against 17 teams
- ✦ Has recorded 62.0 sacks in 54 career games at Acrisure Stadium, including at least half a sack in 38 of the last 44 home games, the most sacks over a player's first 54 career home games in NFL history
- ✦ Made NFL debut in Week 1 of 2017 (at Cleveland)
- ✦ Made NFL starting debut in Week 1 of 2017 (at Cleveland)

2023 (STEELERS)

- ✦ Started all 17 regular-season games
- ✦ Registered 68 tackles (40 solo), 36 quarterback hits, 19 tackles for loss, 19.0 sacks, eight passes defended, one interception, four forced fumbles and three fumble recoveries
- ✦ Named a defensive team captain for the third time as voted on by his teammates
- ✦ First player since 1982, when the individual sack became an official statistic, to lead the League in sacks three times (2020, 2021 and 2023)
- ✦ Surpassed his brother J.J. Watt, Reggie White, DeMarcus Ware, Michael Strahan, Kevin Greene, Mark Gastineau and Jared Allen, who each led the League in sack twice
- ✦ His 19.0 sacks were the most in the NFL
- ✦ Recorded a sack in 13 of 17 games, with multiple sacks in seven games
- ✦ Intercepted a pass from Rams QB Matthew Stafford at the Rams' 31-yard line and returned it 24 yards to setup a Steelers' touchdown that gave them a 10-9 third-quarter lead in Week 7
- ✦ Registered his first interception of the season and seventh of his career (2017-23)
- ✦ With 3.0 sacks and a fumble recovery in Week 1 and 1.0 sack with one fumble recovery in Week 2, first player since 1982, when the individual sack became an official statistic, with a sack and fumble recovery in three of his team's first five games of a season
- ✦ First player to record 6.0 sacks and have a defensive TD in a team's first three games of a season since individual sacks were first tracked in 1982
- ✦ Registered four tackles (two solo), four quarterback hits, two tackles for loss, 1.0 sack, one pass defended and one fumble recovery (returned for a TD) in Week 2 vs. Cleveland
- ✦ Recorded five tackles (five solo), 3.0 sacks, two forced fumbles, one fumble recovery, one strip sack, one tackle for loss, one pass defended and five quarterback hits in the Week 1 vs. San Francisco
- ✦ First player since 1982, when the individual sack became an official statistic by the NFL, to register such a stat line
- ✦ Registered a quarterback hit in 15 of 17 games, with multiple quarterback hits in 12 games
- ✦ Recorded a tackle for loss hit in 12 of 17 games, with multiple tackles for loss in six games

2022 (STEELERS)

- ✦ Played in and started nine games (spent Weeks 2 through 9 on injured reserve)
- ✦ Registered 39 tackles (27 solo), 12 quarterback hits, eight tackles for loss, 5.5 sacks, five passes defended and one interception
- ✦ Named a defensive team captain for the second time as voted on by his teammates
- ✦ Helped the team achieve a record of 8-2 while he was in the lineup as opposed to a 1-6 record when he was not in the lineup, along with 100 fewer total yards allowed per game (289.9 with, 389.9 without), four times as many sacks (32 with, eight without) and nearly four times as many takeaways (18 with, five without)
- ✦ One of three players in the League this season with at least 5.5 sacks and multiple interceptions despite missing seven games
- ✦ Recorded six tackles (all solo), three for loss, two passes defended, one interception, one quarterback hit and 1.0 sack at Cincinnati in Week 1 before leaving the game with an injury
- ✦ Recorded six tackles (two solo), 0.5 sack, one QB hit, one interception and two passes defended in his home debut in Week 11 vs. Cincinnati
- ✦ Became the third-fastest player to reach 75.0 sacks since 1982 with 1.5 sacks in his 84th career game in Week 15 at Carolina
- ✦ Registered four tackles (three solo), 1.0 sack, two tackles for loss and two QB hits vs. Baltimore in Week 17, marking his eighth-consecutive game with at least 0.5 sack and sixth-consecutive game with at least 1.0 sack vs. Baltimore
- ✦ Recorded a tackle for loss in each of the last four games and 1.0 sack in three of the last four games

2021 (STEELERS)

- ✦ Played in 15 regular-season games (15 starts)
- ✦ Led the NFL with 22.5 sacks (despite missing two full games and portions of four others), tied with Pro Football Hall of Famer Michael Strahan (22.5 sacks in 2001) for the most in a season since 1982, when the individual sack became an official statistic
- ✦ In addition to his 22.5 sacks, he also led the NFL in tackles for loss (21), quarterback hits (39) and fumble recoveries (three)
- ✦ Registered 64 tackles (48 solo), seven passes defended and five forced fumbles
- ✦ Led the NFL in 2021 with 1.50 sacks per game (min. 12 games)
- ✦ His average of 1.50 sacks per game in 2021 is the second-highest in single season NFL history (min. 12 games)
- ✦ Registered 22.5 sacks, 21 tackles for loss and 39 quarterback hits in 2021 – all of which led the NFL
- ✦ Seventh player to lead the NFL in sacks, tackles for loss and quarterback hits in the same season since 2006 when quarterback hits became an officially recognized statistic
- ✦ Fifth player to reach 22.0 sacks in a single season since 1982
- ✦ Twelfth player (13th season) to reach 20.0 sacks in a single season since 1982
- ✦ Joined Reggie White (1987-88) and Mark Gastineau (1983-84) as the only players to lead the NFL in sacks in back-to-back seasons
- ✦ Registered at least 1.5 sacks in nine games (most in NFL)
- ✦ Joined Reggie White (1987 – NFL Defensive Player of the Year) as the only players to have nine games with 1.5-plus sacks in a season
- ✦ Pittsburgh was 8-2-1 in games in which he had 1.0-plus sacks and 1-5 in games he didn't record a sack
- ✦ Recorded 12.5 sacks in the second half and overtime (most in NFL)
- ✦ Only four players had more sacks in the second half and overtime (12.5) than him since 2000
- ✦ Registered five tackles, including a career-high 4.0 sacks, three tackles for loss, two passes defended and five QB hits in Week 17 vs. Cleveland
- ✦ Recorded 3.5 sacks in Week 13 vs. Baltimore

2020 (STEELERS)

- ✦ Named a defensive captain for the first time
- ✦ Started all 15 games he played in during the regular season and one playoff game
- ✦ Recorded 15.0 sacks, 23 tackles for loss and 41 quarterback hits – third player since at least 2006 to record at least 15.0 sacks, 23 tackles for loss and 40 quarterback hits in a season (J.J. Watt; 2012, 2014, 2015 and Aaron Donald; 2018)
- ✦ In addition to his 15.0 sacks, 23 tackles for loss and 41 quarterback hits, which all led the NFL, had seven passes defended, two forced fumbles and one interception
- ✦ Seventh player to lead the NFL in sacks, tackles for loss and quarterback hits in the same season since 2006
- ✦ His 15.0 sacks, which were a single-season high for him, led the NFL
- ✦ His 15.0 sacks ranked tied for second in single-season franchise history
- ✦ Eleventh player to register at least 15.0 sacks and 23 tackles for loss in a single season since 1999
- ✦ His 41 quarterback hits ranked tied for fifth since the NFL started recognizing the statistic in 2006

2019 (STEELERS)

- ✦ Started all 16 games
- ✦ Ranked first or second on the Steelers in sacks (14.5, 1st), tackles for loss (14, 2nd), quarterback hits (36, 1st), forced fumbles (eight, 1st) and fumble recoveries (four, t-1st)
- ✦ Ranked in the top-five in the NFL in sacks (t-4th), quarterback hits (3rd), forced fumbles (t-1st) and fumble recoveries (t-2nd)
- ✦ His 14.5 sacks ranked third in single-season franchise history
- ✦ First Steelers player with at least a half sack in nine consecutive games since LaMarr Woodley had a streak of 10 such games (franchise record) that spanned the 2009 and 2010 seasons
- ✦ His streak of nine straight games with at least a half sack, which was the longest active streak in the League at the time, came to an end in the 2019 Week 14 victory at Arizona
- ✦ His nine-game streak was tied for the fifth-longest in NFL single season history
- ✦ First Steelers player with back-to-back seasons of at least 10 sacks since James Harrison and LaMarr Woodley (2008-10)
- ✦ Nearly became the first player in the NFL to rank in the top-five in sacks, tackles for loss, quarterback hits, forced fumbles and fumble recoveries in a season since Houston Texans' J.J. Watt in 2014
- ✦ Only NFL player since 2008 to have at least 14 sacks, 14 tackles for loss, 36 quarterback hits, eight forced fumbles and four fumble recoveries in a season
- ✦ His 14 combined interceptions (two), forced fumbles (eight) and fumble recoveries (four) were the most by an NFL player since Chicago Bears' Charles Tillman in 2012 (15)
- ✦ His 14 combined interceptions (two), forced fumbles (eight) and fumble recoveries (four) were tied for the second-most by an NFL player since 2000
- ✦ His six total takeaways (interceptions and fumble recoveries) ranked tied for fourth in the NFL
- ✦ Only NFL player since 1990 to register at least two interceptions, four fumble recoveries and eight forced fumbles in a single season

2018 (STEELERS)

- ✦ Started all 16 games
- ✦ His 13.0 sacks ranked tied for the seventh-most by a Steeler in a single-season since the stat became official in 1982 (Chad Brown, 1996)
- ✦ Set a single-season career-high with 13.0 sacks – becoming the first Steelers' linebacker with 10 or more sacks in a season since 2010 (James Harrison and LaMarr Woodley) and tied for the ninth-most by a Steeler in a single-season since the stat became official in 1982
- ✦ First Steelers linebacker since 2013-14 (Jason Worilds) to record back-to-back seasons with at least 7.0 sacks
- ✦ Tallied 6.0 sacks through the first five weeks of the season, becoming the first Steeler with at least 6.0 sacks through the first five games of a season since 2009 (James Harrison, 6.0)
- ✦ His six defensive forced fumbles tied as the second-most by a Steeler in a single season since 1994 (James Harrison, 2008: seven)
- ✦ Named AFC Defensive Player of the Week for his Week 1 performance at Cleveland
- ✦ Totaled single-game career highs in tackles (10 total/seven solo) and sacks (3.0)
- ✦ His 3.0 quarterback takedowns vs. Browns marked the second multi-sack game of his NFL career, both occurring on Kickoff Weekends (Sept. 10, 2017 at Cleveland and Sept. 9, 2018 at Cleveland)
- ✦ Blocked what could have been a game-winning field goal by Cleveland in OT
- ✦ Named AFC Defensive Player of the Week for his Week 5 performance vs. Atlanta
- ✦ Led all defenders with game highs in tackles (eight total/six solo) and sacks (3.0)
- ✦ His 3.0 sacks marked the third multi-sack game of his NFL career and second of 2018 – matching a single-game career high (3.0, Sept. 9, 2018 at Cleveland)
- ✦ Forced a fumble on his third sack of QB Matt Ryan, in the fourth quarter, which was recovered by LB L.J. Fort in the Falcons' end zone for a touchdown
- ✦ Recorded a 12-yard strip-sack of Carolina QB Cam Newton in the second quarter (11/8), which increased his career sack total to 15.0 – tying Keith Willis (1982-83) for the second-most by a Steeler in their first two seasons in the NFL with the team since sacks became an official statistic in 1982
- ✦ Recorded 2.0 sacks, his third multi-sack game of his 2018 season, and the fourth of his NFL career vs. Jacksonville (11/18)
- ✦ Surpassed LaMarr Woodley for the most by a Steeler in their first two seasons in the NFL with the team since sacks became an official statistic in 1982

2017 (STEELERS)

- Started all 15 games he played in during the regular season and one playoff game
- His 7.0 sacks were the second-most by a rookie in Steelers history
- His 7.0 sacks led all NFL rookie linebackers and tied for the second-most among all League rookies
- Only NFL linebacker to finish the regular season with at least 50 tackles (52), 5.0 sacks (7.0), five passes defended (eight) and one interception (one)
- Third player in NFL history and first on Kickoff Weekend to record 2.0 sacks and an interception in an NFL debut, joining Charles Glaze (Oct. 4, 1987) and Tommy Haynes (Oct. 4, 1987)
- First Steeler with at least 2.0 sacks in their NFL debut since sacks became an official statistic in 1982 (previous mark, 1.5, Kenny Davidson, Sept. 9, 1990 at Cleveland)
- First Steeler with at least 2.0 sacks and an interception in the same game since 2010 (LaMarr Woodley, Dec. 12 vs. Cincinnati)

TRANSACTIONS

- Signed a four-year contract extension with Pittsburgh on Sept. 9, 2021
- The Steelers exercised their fifth-year option on Apr. 28, 2020
- Signed a four-year contract with Pittsburgh on June 14, 2017
- Drafted by the Steelers in the first round (30th overall) of the 2017 NFL Draft

PERSONAL

- Attended the Pewaukee High School (Pewaukee, Wisc.)
- First-team all-conference quarterback, linebacker and punter
- Named honorable mention all-area at linebacker by the Milwaukee Journal-Sentinel
- Threw for 527 yards with seven TDs, adding 554 rushing yards and nine rushing TDs as a senior, to go along with 42 tackles and 5.0 sacks on defense
- Lettered in track and field
- Son of Connie and John Watt
- His two brothers, J.J. and Derek, each played in the NFL
- Derek played seven years in the NFL (L.A./San Diego Chargers, 2016-19; Pittsburgh 2020-22)
- J.J. played 12 years in the NFL (Houston, 2011-20; Arizona 2021-22)
- Full name: Trent Jordan Watt

COMMUNITY

- Participates in Salvation Army Project Bundle Up
- Continuously works with 412 Food Rescue to help deliver food to members of the community.
- Partners with UPMC Children's Hospital to raise money from a designed beanie.
- Donated blankets and books during the holidays to children staying at Children's Hospital

COLLEGE

- Played in 27 games with 14 starts over a two-year span (2015-16) for Wisconsin
- Totaled 70 tackles, 17.0 TFLs and 11.5 sacks in his career
- Named Academic All-Big Ten for two straight years (2015-16)
- Named first-team All-American by ESPN.com and Sports Illustrated, and a second-team All-American by the AP, CBS Sports and Fox Sports as a redshirt junior in 2016
- Named first-team All-Big Ten in 2016
- Recorded 11.5 sacks in 2016, the fifth-most in a single season in school history
- Moved to defense during the spring of 2015, and was part of a defense that ranked No. 1 in the nation in scoring defense, holding opponents to 13.7 points per game
- Missed the entire 2014 season due to injury
- Redshirted in 2013
- Recruited to Wisconsin as a tight end
- Graduated with a degree in retailing and consumer behavior

REGULAR SEASON COMPARISON: DEFENSIVE - DENVER BRONCOS

| DATE | OPP | W/L | GP/GS | TACKLES | | | | ASST | SACK | YDS. | INT | TFL | PD | QBH | TD | MISC | | |
|---------------|-------------|-----|-------|---------|---|---|------|------|------|------|-----|-----|----|-----|----|------|----|---|
| | | | | TOT | S | A | SOLO | | | | | | | | | FF | FR | S |
| 11/25/18 | PIT @ DEN | L | S | 1 | 1 | 1 | 0 | 0.0 | 0.0 | 0 | 0 | 0 | 0 | 0 | 0 | 0 | 0 | 0 |
| 9/20/20 | PIT vs. DEN | W | S | 4 | 3 | 1 | 2.5 | 20.0 | 0 | 2 | 0 | 4 | 0 | 0 | 0 | 0 | 0 | 0 |
| 10/10/21 | PIT vs. DEN | W | S | 3 | 3 | 0 | 0.0 | 0.0 | 0 | 1 | 0 | 2 | 0 | 0 | 0 | 0 | 0 | 0 |
| TOTALS | | 2/1 | 3/3 | 8 | 7 | 1 | 2.5 | 20.0 | 0 | 3 | 0 | 6 | 0 | 0 | 0 | 0 | 0 | 0 |

T.J. WATT'S NFL REGULAR SEASON DEFENSIVE STATISTICS

| DATE | TEAM | GP | GS | TACKLES | | | | INTERCEPTIONS | | | | O. FUMB | | | ST | | | MISC | | | | | | | | | | |
|-------------------|----------|-----|-----|---------|-----|-----|------|---------------|------|-------|-----|---------|----|----|----|-----|----|------|----|----|----|---|---|---|---|---|---|---|
| | | | | TK | S | A | SOLO | NO | YDS | LG | TD | PD | FF | FR | TD | YDS | TK | S | A | FF | FR | S | A | | | | | |
| 2017 | Steelers | 15 | 15 | 52 | 39 | 13 | 10 | 42 | 7.0 | 36.0 | 13 | 1 | 17 | 17 | 0 | 7 | 1 | 0 | 0 | 0 | 2 | 1 | 1 | 0 | 0 | 0 | 0 | 0 |
| 2018 | Steelers | 16 | 16 | 68 | 50 | 18 | 12 | 63 | 13.0 | 87.0 | 21 | 0 | 0 | 0 | 3 | 6 | 0 | 0 | 0 | 0 | 0 | 0 | 0 | 0 | 0 | 0 | 0 | 0 |
| 2019 | Steelers | 16 | 16 | 55 | 35 | 20 | 14 | 56 | 14.5 | 104.0 | 36 | 2 | 7 | 7 | 0 | 8 | 8 | 4 | 0 | 0 | 0 | 0 | 0 | 0 | 0 | 0 | 0 | 0 |
| 2020 | Steelers | 15 | 15 | 53 | 43 | 10 | 23 | 119 | 15.0 | 112.5 | 41 | 1 | 0 | 0 | 7 | 2 | 0 | 0 | 0 | 0 | 0 | 0 | 0 | 0 | 0 | 0 | 0 | 0 |
| 2021 | Steelers | 15 | 15 | 64 | 48 | 16 | 21 | 100 | 22.5 | 111.5 | 39 | 0 | 0 | 0 | 7 | 5 | 3 | 0 | 0 | 0 | 0 | 0 | 0 | 0 | 0 | 0 | 0 | 0 |
| 2022 | Steelers | 10 | 10 | 39 | 27 | 12 | 8 | 34 | 5.5 | 37.5 | 12 | 2 | 0 | 0 | 5 | 1 | 0 | 0 | 0 | 0 | 0 | 0 | 0 | 0 | 0 | 0 | 0 | 0 |
| 2023 | Steelers | 17 | 17 | 68 | 48 | 20 | 19 | 103 | 19.0 | 122.0 | 36 | 1 | 24 | 24 | 0 | 8 | 4 | 3 | 1 | 34 | 0 | 0 | 0 | 0 | 0 | 0 | 0 | 0 |
| 2024 | Steelers | 1 | 1 | 4 | 2 | 2 | 2 | 12 | 1.0 | 9.0 | 3 | 0 | 0 | 0 | 0 | 0 | 1 | 0 | 0 | 0 | 0 | 0 | 0 | 0 | 0 | 0 | 0 | 0 |
| NFL TOTALS | | 105 | 105 | 403 | 292 | 111 | 109 | 529 | 97.5 | 619.5 | 201 | 7 | 48 | 24 | 0 | 45 | 27 | 11 | 34 | 2 | 1 | 1 | 0 | 0 | 0 | 0 | 0 | 0 |

T.J. WATT'S NFL POSTSEASON DEFENSIVE STATISTICS

| DATE | TEAM | GP | GS | TACKLES | | | | | | | INTERCEPTIONS | | | | O. FUMB | | | ST | | | MISC | | | | | | |
|-------------------|----------|----------|----------|----------|----------|----------|----------|-----------|------------|-------------|---------------|----------|----------|----------|----------|----------|----------|----------|----------|-----------|----------|----------|----------|----------|----------|----------|---|
| | | | | TK | S | A | SK | YDS | TFL | YDS | QBH | NO | YDS | LG | TD | PD | FF | FR | TD | YDS | TK | S | A | FF | FR | S | A |
| 2017 | Steelers | 1 | 1 | 2 | 1 | 1 | 0 | 0 | 0.0 | 0.0 | 2 | 0 | 0 | 0 | 0 | 1 | 0 | 0 | 0 | 0 | 0 | 0 | 0 | 0 | 0 | 0 | 0 |
| 2020 | Steelers | 1 | 1 | 3 | 2 | 1 | 1 | 1 | 0.0 | 0.0 | 0 | 0 | 0 | 0 | 0 | 1 | 0 | 0 | 0 | 0 | 0 | 0 | 0 | 0 | 0 | 0 | |
| 2021 | Steelers | 1 | 1 | 3 | 3 | 0 | 2 | 16 | 1.0 | 14.0 | 3 | 0 | 0 | 0 | 0 | 1 | 0 | 1 | 1 | 26 | 0 | 0 | 0 | 0 | 0 | 0 | |
| 2023 | Steelers | 0 | 0 | 0 | 0 | 0 | 0 | 0 | 0.0 | 0.0 | 0 | 0 | 0 | 0 | 0 | 0 | 0 | 0 | 0 | 0 | 0 | 0 | 0 | 0 | 0 | 0 | |
| NFL TOTALS | | 3 | 3 | 8 | 6 | 2 | 3 | 17 | 1.0 | 14.0 | 5 | 0 | 0 | 0 | 0 | 3 | 0 | 1 | 1 | 26 | 0 | 0 | 0 | 0 | 0 | 0 | |

SINGLE-GAME HIGHS: DEFENSIVE

| | | | |
|--------------------------|--|----------------------------------|--|
| Total Tackles | 10 at Cleveland Browns, Sep 09, 2018 8 at Baltimore Ravens, Jan 06, 2024 ...3 more at 8. | Tackles For Loss | 4 at Cleveland Browns, Sep 09, 2018 3 at Baltimore Ravens, Jan 06, 2024 ...11 more at 3. |
| Solo Tackles | 7 vs. Green Bay Packers, Nov 12, 2023 7 at Cleveland Browns, Sep 09, 2018 | Interceptions | 1 vs. Cincinnati Bengals, Nov 20, 2022 1 at Cincinnati Bengals, Sep 11, 2022 ...4 more at 1. |
| Sacks | 4.0 vs. Cleveland Browns, Jan 03, 2022 3.5 vs. Baltimore Ravens, Dec 05, 2021 | Interception Return Yards | 17 at Cleveland Browns, Sep 10, 2017 7 at San Francisco 49ers, Sep 22, 2019 |
| Passes Defensed | 3 vs. Seattle Seahawks, Oct 17, 2021 3 at Dallas Cowboys, Nov 08, 2020 | Special Teams Tackles | 1 vs. Tennessee Titans, Nov 16, 2017 1 at Cleveland Browns, Sep 10, 2017 |
| Forced Fumbles | 2 vs. San Francisco 49ers, Sep 10, 2023 2 vs. Miami Dolphins, Oct 28, 2019 ...2 more at 2. | Longest Opp Fumble Return | 16 vs. Cleveland Browns, Sep 18, 2023 |
| Fumble Recoveries | 1 at Atlanta Falcons, Sep 08, 2024 1 vs. Baltimore Ravens, Oct 08, 2023 ...9 more at 1. | | |

SINGLE-GAME HIGHS - POSTSEASON: DEFENSIVE

| | | | |
|------------------------|---|--------------------------|--|
| Total Tackles | 3 at Kansas City Chiefs, Jan 16, 2022 3 vs. Cleveland Browns, Jan 10, 2021 2 vs. Jacksonville Jaguars, Jan 14, 2018 | Fumble Recoveries | 1 at Kansas City Chiefs, Jan 16, 2022 2 at Kansas City Chiefs, Jan 16, 2022 |
| Solo Tackles | 3 at Kansas City Chiefs, Jan 16, 2022 2 vs. Cleveland Browns, Jan 10, 2021 1 vs. Jacksonville Jaguars, Jan 14, 2018 | Tackles For Loss | 1 vs. Cleveland Browns, Jan 16, 2021 26 at Kansas City Chiefs, Jan 16, 2022 |
| Sacks | 1.0 at Kansas City Chiefs, Jan 16, 2022 | | |
| Passes Defensed | 1 at Kansas City Chiefs, Jan 16, 2022 1 vs. Cleveland Browns, Jan 10, 2021 1 vs. Jacksonville Jaguars, Jan 14, 2018 | | |

2024 GAME-BY-GAME REGULAR-SEASON STATISTICS (STEELERS)

| DATE | OPPONENT | P/S | TACKLES | | | | | | | INTERCEPTIONS | | | | O. FUMB | | | ST | | | MISC | | SCORE | | | | | | | |
|--------------------|------------|------------|----------|----------|----------|------------|------------|----------|-----------|---------------|----------|----------|----------|----------|----------|----------|----------|----------|----------|----------|----------|----------|----------|----------|----------|----------|----------|------------|-------|
| | | | TK | S | A | SK | YDS | TFL | YDS | QBH | NO | YDS | LG | TD | PD | FF | FR | TD | YDS | TK | S | | A | FF | FR | S | A | W/L | |
| 09/08 | at Falcons | S | 4 | 2 | 2 | 1.0 | 9.0 | 2 | 12 | 3 | 0 | 0 | 0 | 0 | 0 | 1 | 0 | 0 | 0 | 0 | 0 | 0 | 0 | 0 | 0 | 0 | 0 | W | 18-10 |
| 2024 TOTALS | | 1-1 | 4 | 2 | 2 | 1.0 | 9.0 | 2 | 12 | 3 | 0 | 0 | 0 | 0 | 0 | 1 | 0 | 0 | 0 | 0 | 0 | 0 | 0 | 0 | 0 | 0 | 0 | 1-0 | |

2023 GAME-BY-GAME REGULAR-SEASON STATISTICS (STEELERS)

| DATE | OPPONENT | P/S | TACKLES | | | | | | | INTERCEPTIONS | | | | O. FUMB | | | ST | | | MISC | | SCORE | | | | | | | |
|--------------------|-------------|--------------|-----------|-----------|-----------|-------------|--------------|-----------|------------|---------------|----------|-----------|-----------|----------|----------|----------|----------|----------|-----------|----------|----------|----------|----------|----------|----------|----------|----------|-------------|-------|
| | | | TK | S | A | SK | YDS | TFL | YDS | QBH | NO | YDS | LG | TD | PD | FF | FR | TD | YDS | TK | S | | A | FF | FR | S | A | W/L | |
| 09/10 | 49ers | S | 5 | 5 | 0 | 3.0 | 17.0 | 1 | 9 | 5 | 0 | 0 | 0 | 0 | 1 | 2 | 1 | 0 | 0 | 0 | 0 | 0 | 0 | 0 | 0 | 0 | 0 | L | 7-30 |
| 09/18 | Browns | S | 4 | 2 | 2 | 1.0 | 7.0 | 2 | 8 | 4 | 0 | 0 | 0 | 0 | 1 | 0 | 1 | 1 | 16 | 0 | 0 | 0 | 0 | 0 | 0 | 0 | 0 | W | 26-22 |
| 09/24 | at Raiders | S | 2 | 2 | 0 | 2.0 | 16.0 | 2 | 16 | 3 | 0 | 0 | 0 | 0 | 0 | 0 | 0 | 0 | 0 | 0 | 0 | 0 | 0 | 0 | 0 | 0 | 0 | W | 23-18 |
| 10/01 | at Texans | S | 2 | 1 | 1 | 0.0 | 0.0 | 0 | 0 | 1 | 0 | 0 | 0 | 0 | 0 | 0 | 0 | 0 | 0 | 0 | 0 | 0 | 0 | 0 | 0 | 0 | 0 | L | 6-30 |
| 10/08 | Ravens | S | 2 | 2 | 0 | 2.0 | 15.0 | 2 | 15 | 2 | 0 | 0 | 0 | 0 | 2 | 0 | 1 | 0 | 18 | 0 | 0 | 0 | 0 | 0 | 0 | 0 | 0 | W | 17-10 |
| 10/22 | at Rams | S | 1 | 0 | 1 | 0.0 | 0.0 | 0 | 0 | 0 | 1 | 24 | 24 | 0 | 1 | 0 | 0 | 0 | 0 | 0 | 0 | 0 | 0 | 0 | 0 | 0 | 0 | W | 24-17 |
| 10/29 | Jaguars | S | 2 | 1 | 1 | 0.5 | 4.0 | 0 | 0 | 1 | 0 | 0 | 0 | 0 | 1 | 0 | 0 | 0 | 0 | 0 | 0 | 0 | 0 | 0 | 0 | 0 | 0 | L | 10-20 |
| 11/02 | Titans | S | 4 | 2 | 2 | 1.0 | 8.0 | 1 | 8 | 2 | 0 | 0 | 0 | 0 | 0 | 0 | 0 | 0 | 0 | 0 | 0 | 0 | 0 | 0 | 0 | 0 | 0 | W | 20-16 |
| 11/12 | Packers | S | 8 | 7 | 1 | 1.0 | 6.0 | 1 | 6 | 2 | 0 | 0 | 0 | 0 | 0 | 0 | 0 | 0 | 0 | 0 | 0 | 0 | 0 | 0 | 0 | 0 | 0 | W | 23-19 |
| 11/19 | at Browns | S | 6 | 4 | 2 | 1.0 | 2.0 | 2 | 6 | 3 | 0 | 0 | 0 | 0 | 0 | 0 | 0 | 0 | 0 | 0 | 0 | 0 | 0 | 0 | 0 | 0 | 0 | L | 10-13 |
| 11/26 | at Bengals | S | 5 | 5 | 0 | 2.0 | 15.0 | 1 | 9 | 2 | 0 | 0 | 0 | 0 | 0 | 1 | 0 | 0 | 0 | 0 | 0 | 0 | 0 | 0 | 0 | 0 | 0 | W | 16-10 |
| 12/03 | Cardinals | S | 6 | 3 | 3 | 0.5 | 3.0 | 1 | 2 | 2 | 0 | 0 | 0 | 0 | 1 | 0 | 0 | 0 | 0 | 0 | 0 | 0 | 0 | 0 | 0 | 0 | 0 | L | 10-24 |
| 12/07 | Patriots | S | 5 | 3 | 2 | 0.0 | 0.0 | 1 | 1 | 0 | 0 | 0 | 0 | 0 | 0 | 0 | 0 | 0 | 0 | 0 | 0 | 0 | 0 | 0 | 0 | 0 | 0 | L | 18-21 |
| 12/16 | at Colts | S | 3 | 2 | 1 | 2.0 | 10.0 | 2 | 10 | 2 | 0 | 0 | 0 | 0 | 0 | 0 | 0 | 0 | 0 | 0 | 0 | 0 | 0 | 0 | 0 | 0 | 0 | L | 13-30 |
| 12/23 | Bengals | S | 3 | 2 | 1 | 1.0 | 8.0 | 0 | 4 | 0 | 0 | 0 | 0 | 1 | 1 | 0 | 0 | 0 | 0 | 0 | 0 | 0 | 0 | 0 | 0 | 0 | 0 | W | 34-11 |
| 12/31 | at Seahawks | S | 2 | 1 | 1 | 0.0 | 0.0 | 0 | 0 | 1 | 0 | 0 | 0 | 0 | 0 | 0 | 0 | 0 | 0 | 0 | 0 | 0 | 0 | 0 | 0 | 0 | 0 | W | 30-23 |
| 01/06 | at Ravens | S | 8 | 6 | 2 | 2.0 | 11.0 | 3 | 13 | 2 | 0 | 0 | 0 | 0 | 0 | 0 | 0 | 0 | 0 | 0 | 0 | 0 | 0 | 0 | 0 | 0 | 0 | W | 17-10 |
| 2023 TOTALS | | 17-17 | 68 | 48 | 20 | 19.0 | 122.0 | 19 | 103 | 36 | 1 | 24 | 24 | 0 | 8 | 4 | 3 | 1 | 34 | 0 | 0 | 0 | 0 | 0 | 0 | 0 | 0 | 10-7 | |

2019 GAME-BY-GAME REGULAR-SEASON STATISTICS (STEELERS)

| DATE | OPPONENT | P/S | TACKLES | | | | | | | INTERCEPTIONS | | | | O. FUMB | | | ST | | | MISC | | W/L | SCORE | | | | |
|-------------|--------------|-------|---------|----|----|------|-------|-----|-----|---------------|----|-----|----|---------|----|----|----|----|-----|------|---|-----|-------|---|-----|--------|-------|
| | | | TK | S | A | SK | YDS | TFL | YDS | QBH | NO | YDS | LG | TD | PD | FF | FR | TD | YDS | TK | S | | | A | FF | FR | S |
| 09/08 | at Patriots | S | 2 | 1 | 1 | 0.0 | 0.0 | 1 | 3 | 3 | 0 | 0 | 0 | 0 | 0 | 0 | 0 | 0 | 0 | 0 | 0 | 0 | 0 | 0 | 0 | L | 3-33 |
| 09/15 | Seahawks | S | 6 | 3 | 3 | 1.0 | 8.0 | 1 | 8 | 1 | 0 | 0 | 0 | 0 | 1 | 0 | 0 | 0 | 0 | 0 | 0 | 0 | 0 | 0 | 0 | L | 26-28 |
| 09/22 | at 49ers | S | 2 | 2 | 0 | 0.0 | 0.0 | 0 | 0 | 2 | 1 | 7 | 7 | 0 | 2 | 0 | 1 | 0 | 0 | 0 | 0 | 0 | 0 | 0 | 0 | L | 20-24 |
| 09/30 | Bengals | S | 2 | 1 | 1 | 1.5 | 9.0 | 1 | 5 | 3 | 0 | 0 | 0 | 0 | 0 | 1 | 0 | 0 | 0 | 0 | 0 | 0 | 0 | 0 | W | 27-3 | |
| 10/06 | Ravens | S | 5 | 4 | 1 | 0.0 | 6.0 | 3 | 8 | 1 | 0 | 0 | 0 | 0 | 0 | 0 | 0 | 0 | 0 | 0 | 0 | 0 | 0 | 0 | L | 23-26+ | |
| 10/13 | at Chargers | S | 3 | 0 | 3 | 0.5 | 2.0 | 0 | 0 | 4 | 0 | 0 | 0 | 0 | 1 | 0 | 0 | 0 | 0 | 0 | 0 | 0 | 0 | 0 | W | 24-17 | |
| 10/28 | Dolphins | S | 3 | 3 | 0 | 2.0 | 16.0 | 0 | 0 | 3 | 0 | 0 | 0 | 0 | 0 | 2 | 1 | 0 | 0 | 0 | 0 | 0 | 0 | 0 | W | 27-14 | |
| 11/03 | Colts | S | 3 | 2 | 1 | 1.5 | 13.0 | 1 | 9 | 3 | 0 | 0 | 0 | 0 | 0 | 0 | 0 | 0 | 0 | 0 | 0 | 0 | 0 | 0 | W | 26-24 | |
| 11/10 | Rams | S | 5 | 4 | 1 | 2.0 | 15.0 | 1 | 8 | 2 | 0 | 0 | 0 | 0 | 0 | 1 | 0 | 0 | 0 | 0 | 0 | 0 | 0 | 0 | W | 17-12 | |
| 11/14 | at Browns | S | 4 | 2 | 2 | 1.0 | 4.0 | 1 | 4 | 2 | 0 | 0 | 0 | 0 | 1 | 0 | 0 | 0 | 0 | 0 | 0 | 0 | 0 | 0 | L | 7-21 | |
| 11/24 | at Bengals | S | 2 | 2 | 0 | 1.0 | 9.0 | 1 | 1 | 1 | 0 | 0 | 0 | 0 | 1 | 1 | 0 | 0 | 0 | 0 | 0 | 0 | 0 | 0 | W | 16-10 | |
| 12/01 | Browns | S | 2 | 1 | 1 | 1.0 | 6.0 | 1 | 6 | 3 | 0 | 0 | 0 | 0 | 0 | 0 | 0 | 0 | 0 | 0 | 0 | 0 | 0 | 0 | W | 20-13 | |
| 12/08 | at Cardinals | S | 2 | 1 | 1 | 0.0 | 0.0 | 1 | 1 | 1 | 1 | 0 | 0 | 0 | 1 | 0 | 0 | 0 | 0 | 0 | 0 | 0 | 0 | 0 | W | 23-17 | |
| 12/15 | Bills | S | 4 | 3 | 1 | 0.5 | 4.0 | 2 | 3 | 2 | 0 | 0 | 0 | 0 | 1 | 1 | 0 | 0 | 0 | 0 | 0 | 0 | 0 | 0 | L | 10-17 | |
| 12/22 | at Jets | S | 5 | 2 | 3 | 1.0 | 8.0 | 0 | 0 | 3 | 0 | 0 | 0 | 0 | 0 | 1 | 1 | 0 | 0 | 0 | 0 | 0 | 0 | 0 | L | 10-16 | |
| 12/29 | at Ravens | S | 5 | 4 | 1 | 0.5 | 4.0 | 0 | 0 | 2 | 0 | 0 | 0 | 0 | 1 | 1 | 0 | 0 | 0 | 0 | 0 | 0 | 0 | 0 | L | 10-28 | |
| 2019 TOTALS | | 16-16 | 55 | 35 | 20 | 14.5 | 104.0 | 14 | 56 | 36 | 2 | 7 | 7 | 0 | 8 | 8 | 4 | 0 | 0 | 0 | 0 | 0 | 0 | 0 | 8-8 | | |

+ - Overtime

2018 GAME-BY-GAME REGULAR-SEASON STATISTICS (STEELERS)

| DATE | OPPONENT | P/S | TACKLES | | | | | | | INTERCEPTIONS | | | | O. FUMB | | | ST | | | MISC | | W/L | SCORE | | | | |
|-------------|---------------|-------|---------|----|----|------|------|-----|-----|---------------|----|-----|----|---------|----|----|----|----|-----|------|---|-----|-------|---|-------|-------|-------|
| | | | TK | S | A | SK | YDS | TFL | YDS | QBH | NO | YDS | LG | TD | PD | FF | FR | TD | YDS | TK | S | | | A | FF | FR | S |
| 09/09 | at Browns | S | 10 | 7 | 3 | 3.0 | 16.0 | 4 | 19 | 3 | 0 | 0 | 0 | 0 | 0 | 0 | 0 | 0 | 0 | 0 | 0 | 0 | 0 | 0 | 0 | T | 21-21 |
| 09/16 | Chiefs | S | 2 | 1 | 1 | 0.0 | 0.0 | 0 | 0 | 1 | 0 | 0 | 0 | 0 | 0 | 0 | 0 | 0 | 0 | 0 | 0 | 0 | 0 | 0 | 0 | L | 37-42 |
| 09/24 | at Buccaneers | S | 4 | 2 | 2 | 0.0 | 0.0 | 0 | 0 | 2 | 0 | 0 | 0 | 0 | 0 | 0 | 0 | 0 | 0 | 0 | 0 | 0 | 0 | 0 | 0 | W | 30-27 |
| 09/30 | Ravens | S | 4 | 3 | 1 | 0.0 | 0.0 | 0 | 0 | 0 | 0 | 0 | 0 | 0 | 0 | 0 | 0 | 0 | 0 | 0 | 0 | 0 | 0 | 0 | 0 | L | 14-26 |
| 10/07 | Falcons | S | 8 | 6 | 2 | 3.0 | 25.0 | 3 | 14 | 6 | 0 | 0 | 0 | 0 | 0 | 1 | 0 | 0 | 0 | 0 | 0 | 0 | 0 | 0 | W | 41-17 | |
| 10/14 | at Bengals | S | 2 | 1 | 1 | 0.0 | 0.0 | 0 | 0 | 0 | 0 | 0 | 0 | 0 | 1 | 0 | 0 | 0 | 0 | 0 | 0 | 0 | 0 | 0 | 0 | W | 28-21 |
| 10/28 | Browns | S | 7 | 5 | 2 | 1.0 | 4.0 | 2 | 6 | 1 | 0 | 0 | 0 | 0 | 0 | 0 | 0 | 0 | 0 | 0 | 0 | 0 | 0 | 0 | W | 33-18 | |
| 11/04 | at Ravens | S | 5 | 4 | 1 | 0.0 | 0.0 | 0 | 0 | 0 | 0 | 0 | 0 | 0 | 0 | 0 | 0 | 0 | 0 | 0 | 0 | 0 | 0 | 0 | W | 23-16 | |
| 11/08 | Panthers | S | 1 | 1 | 0 | 1.0 | 12.0 | 0 | 0 | 2 | 0 | 0 | 0 | 0 | 0 | 1 | 0 | 0 | 0 | 0 | 0 | 0 | 0 | 0 | W | 52-21 | |
| 11/18 | at Jaguars | S | 6 | 6 | 0 | 2.0 | 11.0 | 1 | 11 | 1 | 0 | 0 | 0 | 0 | 0 | 2 | 0 | 0 | 0 | 0 | 0 | 0 | 0 | 0 | W | 20-16 | |
| 11/25 | at Broncos | S | 1 | 1 | 0 | 0.0 | 0.0 | 0 | 0 | 0 | 0 | 0 | 0 | 0 | 0 | 0 | 0 | 0 | 0 | 0 | 0 | 0 | 0 | 0 | L | 17-24 | |
| 12/02 | Chargers | S | 1 | 1 | 0 | 0.0 | 0.0 | 0 | 0 | 1 | 0 | 0 | 0 | 0 | 0 | 0 | 0 | 0 | 0 | 0 | 0 | 0 | 0 | 0 | L | 30-33 | |
| 12/09 | at Raiders | S | 4 | 2 | 2 | 0.0 | 0.0 | 0 | 0 | 0 | 0 | 0 | 0 | 0 | 1 | 0 | 0 | 0 | 0 | 0 | 0 | 0 | 0 | 0 | L | 21-24 | |
| 12/16 | Patriots | S | 3 | 3 | 0 | 1.0 | 7.0 | 1 | 7 | 3 | 0 | 0 | 0 | 0 | 0 | 0 | 0 | 0 | 0 | 0 | 0 | 0 | 0 | 0 | W | 17-10 | |
| 12/23 | at Saints | S | 3 | 3 | 0 | 1.0 | 6.0 | 1 | 6 | 1 | 0 | 0 | 0 | 0 | 1 | 0 | 0 | 0 | 0 | 0 | 0 | 0 | 0 | 0 | L | 28-31 | |
| 12/30 | Bengals | S | 7 | 4 | 3 | 1.0 | 6.0 | 0 | 0 | 0 | 0 | 0 | 0 | 0 | 0 | 2 | 0 | 0 | 0 | 0 | 0 | 0 | 0 | 0 | W | 16-13 | |
| 2018 TOTALS | | 16-16 | 68 | 50 | 18 | 13.0 | 87.0 | 12 | 63 | 21 | 0 | 0 | 0 | 0 | 3 | 6 | 0 | 0 | 0 | 0 | 0 | 0 | 0 | 0 | 9-6-1 | | |

2017 GAME-BY-GAME REGULAR-SEASON STATISTICS (STEELERS)

| DATE | OPPONENT | P/S | TACKLES | | | | | | | INTERCEPTIONS | | | | O. FUMB | | | ST | | | MISC | | W/L | SCORE | | | | | | | | | | | |
|-------------|------------|-------|---------|----|----|-----|------|-----|-----|---------------|----------|-----|----|---------|----|----|----|----|-----|------|---|-----|-------|---|----|------|-------|---|--|--|--|--|---|--------|
| | | | TK | S | A | SK | YDS | TFL | YDS | QBH | NO | YDS | LG | TD | PD | FF | FR | TD | YDS | TK | S | | | A | FF | FR | S | A | | | | | | |
| 09/10 | at Browns | S | 6 | 5 | 1 | 2.0 | 11.0 | 2 | 11 | 2 | 1 | 17 | 17 | 0 | 1 | 0 | 0 | 0 | 1 | 1 | 0 | 0 | 0 | 0 | 0 | W | 21-18 | | | | | | | |
| 09/17 | Vikings | S | 2 | 0 | 2 | 0.0 | 0.0 | 0 | 0 | 0 | 0 | 0 | 0 | 0 | 1 | 0 | 0 | 0 | 0 | 0 | 0 | 0 | 0 | 0 | 0 | W | 26-9 | | | | | | | |
| 09/24 | at Bears | | | | | | | | | | INACTIVE | | | | | | | | | | | | | | | | | | | | | | L | 17-23+ |
| 10/01 | at Ravens | S | 4 | 4 | 0 | 0.0 | 0.0 | 1 | 3 | 0 | 0 | 0 | 0 | 0 | 1 | 0 | 0 | 0 | 0 | 0 | 0 | 0 | 0 | 0 | 0 | W | 26-9 | | | | | | | |
| 10/08 | Jaguars | S | 6 | 5 | 1 | 1.0 | 3.0 | 2 | 5 | 1 | 0 | 0 | 0 | 0 | 0 | 0 | 0 | 0 | 0 | 0 | 0 | 0 | 0 | 0 | 0 | L | 9-30 | | | | | | | |
| 10/15 | at Chiefs | S | 1 | 1 | 0 | 0.0 | 0.0 | 0 | 0 | 0 | 0 | 0 | 0 | 0 | 0 | 0 | 0 | 0 | 0 | 0 | 0 | 0 | 0 | 0 | 0 | W | 19-13 | | | | | | | |
| 10/22 | Bengals | S | 6 | 5 | 1 | 1.0 | 7.0 | 1 | 7 | 3 | 0 | 0 | 0 | 0 | 0 | 0 | 0 | 0 | 0 | 0 | 0 | 0 | 0 | 0 | 0 | W | 29-14 | | | | | | | |
| 10/29 | at Lions | S | 2 | 1 | 1 | 0.0 | 0.0 | 0 | 0 | 0 | 0 | 0 | 0 | 0 | 1 | 0 | 0 | 0 | 0 | 0 | 0 | 0 | 0 | 0 | 0 | W | 20-15 | | | | | | | |
| 11/12 | at Colts | S | 3 | 3 | 0 | 0.0 | 0.0 | 0 | 0 | 0 | 0 | 0 | 0 | 0 | 0 | 0 | 0 | 0 | 0 | 0 | 0 | 0 | 0 | 0 | 0 | W | 20-17 | | | | | | | |
| 11/16 | Titans | S | 1 | 0 | 1 | 0.0 | 0.0 | 0 | 0 | 0 | 0 | 0 | 0 | 0 | 1 | 0 | 0 | 0 | 0 | 1 | 0 | 1 | 0 | 0 | 0 | W | 40-17 | | | | | | | |
| 11/26 | Packers | S | 4 | 3 | 1 | 1.0 | 6.0 | 1 | 6 | 1 | 0 | 0 | 0 | 0 | 1 | 0 | 0 | 0 | 0 | 0 | 0 | 0 | 0 | 0 | 0 | W | 31-28 | | | | | | | |
| 12/04 | at Bengals | S | 1 | 0 | 1 | 0.0 | 0.0 | 0 | 0 | 0 | 0 | 0 | 0 | 0 | 0 | 0 | 0 | 0 | 0 | 0 | 0 | 0 | 0 | 0 | 0 | W | 23-20 | | | | | | | |
| 12/10 | Ravens | S | 4 | 4 | 0 | 1.0 | 8.0 | 1 | 4 | 3 | 0 | 0 | 0 | 0 | 0 | 1 | 0 | 0 | 0 | 0 | 0 | 0 | 0 | 0 | 0 | W | 39-38 | | | | | | | |
| 12/17 | Patriots | S | 2 | 2 | 0 | 0.0 | 0.0 | 0 | 0 | 0 | 0 | 0 | 0 | 0 | 0 | 0 | 0 | 0 | 0 | 0 | 0 | 0 | 0 | 0 | 0 | L | 24-27 | | | | | | | |
| 12/25 | at Texans | S | 2 | 0 | 2 | 0.0 | 0.0 | 0 | 0 | 0 | 0 | 0 | 0 | 0 | 1 | 0 | 0 | 0 | 0 | 0 | 0 | 0 | 0 | 0 | 0 | W | 34-6 | | | | | | | |
| 12/31 | Browns | S | 8 | 6 | 2 | 1.0 | 1.0 | 2 | 6 | 3 | 0 | 0 | 0 | 0 | 0 | 0 | 0 | 0 | 0 | 0 | 0 | 0 | 0 | 0 | 0 | W | 28-24 | | | | | | | |
| 2017 TOTALS | | 15-15 | 52 | 39 | 13 | 7.0 | 36.0 | 10 | 42 | 13 | 1 | 17 | 17 | 0 | 7 | 1 | 0 | 0 | 0 | 2 | 1 | 1 | 0 | 0 | 0 | 13-3 | | | | | | | | |

+ - Overtime

2023 GAME-BY-GAME POSTSEASON STATISTICS (STEELERS)

| DATE | OPPONENT | P/S | TACKLES | | | | | | | INTERCEPTIONS | | | | O. FUMB | | | ST | | | MISC | | W/L | SCORE | | | | | | | | | | | |
|-------------|----------|-----|---------|---|---|-----|-----|-----|-----|---------------|----------|-----|----|---------|----|----|----|----|-----|------|---|-----|-------|---|----|----|-----|---|--|--|--|--|---|-------|
| | | | TK | S | A | SK | YDS | TFL | YDS | QBH | NO | YDS | LG | TD | PD | FF | FR | TD | YDS | TK | S | | | A | FF | FR | S | A | | | | | | |
| 01/15 | at Bills | | | | | | | | | | INACTIVE | | | | | | | | | | | | | | | | | | | | | | L | 17-31 |
| 2023 TOTALS | | | 0 | 0 | 0 | 0.0 | 0.0 | 0 | 0 | 0 | 0 | 0 | 0 | 0 | 0 | 0 | 0 | 0 | 0 | 0 | 0 | 0 | 0 | 0 | 0 | 0 | 0-1 | | | | | | | |

PAYTON WILSON'S COLLEGE DEFENSIVE STATISTICS

| DATE | TEAM | GP | GS | TACKLES | | | | | | | INTERCEPTIONS | | | | | O. FUMB | | | | | ST | | | MISC | | | |
|---------------|----------|-----------|-----------|------------|------------|------------|-------------|--------------|-------------|--------------|---------------|----------|-----------|-----------|----------|-----------|----------|----------|----------|-----------|----------|----------|----------|----------|----------|---|---|
| | | | | TK | S | A | TFL | YDS | SK | YDS | QBH | NO | YDS | LG | TD | PD | FF | FR | TD | YDS | TK | S | A | FF | FR | S | A |
| 2019 | NC State | 11 | 1 | 69 | 36 | 33 | 5.0 | 9.0 | 0.0 | 0.0 | 1 | 1 | 16 | 16 | 0 | 3 | 0 | 0 | 0 | 0 | 0 | 0 | 0 | 0 | 0 | 0 | 0 |
| 2020 | NC State | 10 | 10 | 108 | 57 | 51 | 11.5 | 43.0 | 3.5 | 21.0 | 6 | 2 | 3 | 4 | 0 | 1 | 0 | 0 | 0 | 0 | 0 | 0 | 0 | 0 | 0 | 0 | |
| 2021 | NC State | 3 | 2 | 5 | 2 | 3 | 1.5 | 4.0 | 1.0 | 3.0 | 0 | 0 | 0 | 0 | 0 | 0 | 0 | 0 | 0 | 0 | 0 | 0 | 0 | 0 | 0 | | |
| 2022 | NC State | 11 | 11 | 82 | 38 | 44 | 12.5 | 57.0 | 4.5 | 43.0 | 7 | 1 | 0 | 0 | 0 | 3 | 0 | 0 | 0 | 0 | 0 | 0 | 0 | 0 | 0 | | |
| 2023 | NC State | 13 | 12 | 138 | 69 | 69 | 17.5 | 64.0 | 6.0 | 34.0 | 10 | 3 | 19 | 15 | 1 | 6 | 1 | 2 | 0 | 10 | 0 | 0 | 0 | 0 | 0 | | |
| TOTALS | | 48 | 36 | 402 | 202 | 200 | 48.0 | 177.0 | 15.0 | 101.0 | 24 | 7 | 38 | 16 | 1 | 13 | 1 | 2 | 0 | 10 | 0 | 0 | 0 | 0 | 0 | | |



ROMAN WR WILSON

HEIGHT: 6-0
WEIGHT: 192
COLLEGE: Michigan
BORN: June 19, 2001

HOW ACQUIRED: D3a '24
NFL EXPERIENCE: R
BIRTHPLACE: Maui, HI



PRO CAREER

- ✦ Has yet to make NFL debut

TRANSACTIONS

- ✦ Signed a four-year contract with Pittsburgh on May 11, 2024
- ✦ Drafted by the Steelers in the third round (84th overall) of the 2024 NFL Draft

PERSONAL

- ✦ Attended St. Louis High School and won four consecutive state titles in the Open Division of the HHSAA
- ✦ Part of a program that won 38 consecutive games to close his career
- ✦ Also ran track and field at St. Louis
- ✦ 247Sports Composite ranking of four stars, the 358th player nationally, the 61st-best wide receiver and the third-best player in the state of Hawaii
- ✦ Full name is Roman Jeffrey Wilson
- ✦ Son of Colleen Colegrove and Jeffrey Wilson

COLLEGE

- ✦ Played in 46 career games (24 starts) at Michigan (2020-23)
- ✦ Caught 107 passes for 1,707 yards and 20 TDs, which ranks seventh in program history
- ✦ 2023 Michigan Co-Offensive Skill Player of the Year
- ✦ 2023 Second-Team All-Big Ten
- ✦ Led the Wolverines with 48 catches, 789 yards, and 12 TDs and added one 10-yard rush in 2023
- ✦ Named All-Big Ten (second team, coaches and media)
- ✦ Six times shared Offensive Player of the Week honors for his performance at against ECU, UNLV, Bowling Green, Purdue, at Nebraska and at Michigan State
- ✦ Registered a career-high three receiving TDs against ECU, coming on six catches for 78 yards
- ✦ Starting against UNLV, caught two TD passes on four catches totaling 89 yards
- ✦ Caught a TD on two receptions for 42 yards starting against Bowling Green
- ✦ On the road at Nebraska, led the team with 58 yards receiving on four catches and two TDs
- ✦ Set career highs with nine catches and 143 yards against Purdue
- ✦ Snagged a TD among three catches for 36 yards against Ohio State
- ✦ Scored the game-tying TD to force overtime against Alabama in the Rose Bowl/CFP Semifinal and finished with a team-high 73 yards on four catches
- ✦ Gained 54 yards on three catches starting against Washington in the CFP National Championship Game

ROMAN WILSON'S NFL REGULAR SEASON RUSHING/RECEIVING STATISTICS

| DATE | TEAM | RECEIVING | | | | | | | RUSHING | | | | |
|-------------------|----------|-----------|----|-----|------|------|----|----|---------|------|------|----|----|
| | | GP | GS | NO. | YDS. | AVG. | LG | TD | NO. | YDS. | AVG. | LG | TD |
| 2024 | Steelers | 0 | 0 | 0 | 0 | 0.0 | 0 | 0 | 0 | 0 | 0.0 | 0 | 0 |
| NFL TOTALS | | 0 | 0 | 0 | 0 | 0.0 | 0 | 0 | 0 | 0 | 0.0 | 0 | 0 |

ROMAN WILSON'S NFL REGULAR SEASON RETURN STATISTICS

| DATE | TEAM | KICKOFF RETURNS | | | | PUNT RETURNS | | | | | | |
|-------------------|----------|-----------------|------|------|----|--------------|-----|----|------|------|----|----|
| | | RET. | YDS. | AVG. | LG | TD | NO. | FC | YDS. | AVG. | LG | TD |
| 2024 | Steelers | 0 | 0 | 0.0 | 0 | 0 | 0 | 0 | 0 | 0.0 | 0 | 0 |
| NFL TOTALS | | 0 | 0 | 0.0 | 0 | 0 | 0 | 0 | 0 | 0.0 | 0 | 0 |

2024 GAME-BY-GAME REGULAR-SEASON STATISTICS (STEELERS)

| DATE | OPPONENT | P/S | RECEIVING | | | | | RUSHING | | | | | W/L | SCORE |
|--------------------|------------|-----|------------------|------|------|----|----|---------|------|------|----|----|-----|-------|
| | | | NO. | YDS. | AVG. | LG | TD | NO. | YDS. | AVG. | LG | TD | | |
| 09/08 | at Falcons | | ON INACTIVE LIST | | | | | | | | | | | 18-10 |
| 2024 TOTALS | | 0-0 | 0 | 0 | 0.0 | 0 | 0 | 0 | 0 | 0.0 | 0 | 0 | 1-0 | |

ROMAN WILSON'S COLLEGE RUSHING/RECEIVING STATISTICS

| DATE | TEAM | GP | GS | RUSHING | | | | | RECEIVING | | | | |
|---------------|----------|-----------|-----------|----------|------------|-------------|-----------|----------|------------|--------------|-------------|-----------|-----------|
| | | | | NO. | YDS. | AVG. | LG | TD | NO. | YDS. | AVG. | LG | TD |
| 2020 | Michigan | 6 | 0 | 1 | 9 | 9.0 | 9 | 0 | 9 | 122 | 13.6 | 26 | 1 |
| 2021 | Michigan | 13 | 5 | 3 | 59 | 19.7 | 43 | 0 | 25 | 420 | 16.8 | 75 | 3 |
| 2022 | Michigan | 12 | 4 | 2 | 39 | 19.5 | 21 | 2 | 25 | 376 | 15.0 | 61 | 4 |
| 2023 | Michigan | 15 | 15 | 1 | 10 | 10.0 | 10 | 0 | 48 | 789 | 16.4 | 47 | 12 |
| TOTALS | | 46 | 24 | 7 | 117 | 16.7 | 43 | 2 | 107 | 1,707 | 16.0 | 75 | 20 |

ROMAN WILSON'S COLLEGE RETURN STATISTICS

| DATE | TEAM | KICKOFF RETURNS | | | | | PUNT RETURNS | | | | | |
|---------------|----------|-----------------|------------|-------------|-----------|----------|--------------|----------|----------|------------|----------|----------|
| | | RET. | YDS. | AVG. | LG | TD | NO. | FC | YDS. | AVG. | LG | TD |
| 2020 | Michigan | 0 | 0 | 0.0 | 0 | 0 | 0 | 0 | 0 | 0.0 | 0 | 0 |
| 2021 | Michigan | 1 | 20 | 20.0 | 20 | 0 | 0 | 0 | 0 | 0.0 | 0 | 0 |
| 2022 | Michigan | 5 | 114 | 22.8 | 26 | 0 | 0 | 0 | 0 | 0.0 | 0 | 0 |
| 2023 | Michigan | 0 | 0 | 0.0 | 0 | 0 | 0 | 0 | 0 | 0.0 | 0 | 0 |
| TOTALS | | 6 | 134 | 22.3 | 26 | 0 | 0 | 0 | 0 | 0.0 | 0 | 0 |



RUSSELL WILSON

HEIGHT: 5-11
WEIGHT: 215
COLLEGE: Wisconsin
BORN: November 29, 1988

HOW ACQUIRED: FA '24
NFL EXPERIENCE: 13th year
BIRTHPLACE: Richmond, VA



PRO CAREER

AWARDS

- 2021: Pro Bowl
- 2020: Pro Bowl, Walter Payton NFL Man of the Year, NFC Offensive Player of the Month for September, NFC Offensive Player of the Week vs. Atlanta (Week 1), NFC Offensive Player of the Week vs. Dallas (Week 3)
- 2019: Pro Bowl, Associated Press Second-Team All-Pro, NFC Offensive Player of the Week at Pittsburgh (Week 2), NFC Offensive Player of the Week vs. Tampa Bay (Week 9)
- 2018: Pro Bowl
- 2017: Pro Bowl, NFC Offensive Player of the Week vs. Philadelphia (Week 13), NFC Offensive Player of the Week vs. Houston (Week 8)
- 2015: Pro Bowl, NFC Offensive Player of the Week vs. Steelers (Week 12)
- 2014: Pro Bowl, NFC Offensive Player of the Week at Redskins (Week 5), NFC Offensive Player of the Week at Cardinals (Week 16)
- 2013: NFC Pro Bowl, NFC Offensive Player of the Week vs. Saints (Week 13)
- 2012: Pro Bowl, Pepsi Max NFL Rookie of the Year, Sports Illustrated Offensive Rookie of the Year

CAREER HIGHLIGHTS

- Nine-time Pro Bowl quarterback from the University of Wisconsin who started all 188 regular-season games and 16 postseason contests with Seattle (2012-21), Denver (2022-23) and Pittsburgh (2024)
- His career passer rating (100.0) ranks sixth in NFL history, while his home passer rating (103.7) ranks seventh and road passer rating (96.6) ranks ninth
- Career Regular-Season Record as a Starter: 115-72-1 (.614); 11-5 (.688) in '12, 13-3 (.813) in '13, 12-4 (.750) in '14, 10-6 (.625) in '15, 10-5-1 (.656) in '16, 9-7 (.563) in '17, 10-6 (.625) in '18, 11-5 (.688) in '19, 12-4 (.750) in '20, 6-8 (.429) in '21, 4-11 (.267) in '22 and 7-8 (.467) in '23
- Has registered 96 career games with a passer rating of 100.0+ since entering the NFL in 2012, which is the most in the League over the span, and 15 more games than the next best quarterback (Tom Brady)
- Has been responsible for 364 TDs since entering the NFL in 2012, which is the second-most in the League over the span (Tom Brady, 367)
- Has recorded 48,960 yards of total offense since entering the NFL in 2012, which is the fourth-most in the League over the span (Matt Ryan 49,734; Tom Brady 49,642; Matthew Stafford 49,325)
- Has thrown 334 TD passes since entering the NFL in 2012, which is the third-most in the League over the span (Tom Brady 349; Aaron Rodgers 343)
- Has rallied his team from a tie or deficit in the fourth quarter 39 times in his regular-season career, which is the 10th-most in NFL history
- Has led an offensive scoring drive in the fourth quarter with the team trailing by one score to either tie or take the lead 31 times in his regular-season career, which is tied for the ninth-most in NFL history
- Has recorded more wins (124) in his first 12 NFL seasons, including the postseason, than every quarterback in League history apart from Peyton Manning (140), Tom Brady (140) and Brett Favre (125)
- Has led his teams to double-digit wins in eight different seasons, eight playoff appearances, two Super Bowl berths and a Super Bowl XLVIII win
- Joined Peyton Manning (2012-14) as the only quarterbacks in NFL history with 30+ passing TDs and 100.0+ passer rating in three consecutive seasons (2018-20)
- Joined Kurt Warner, Tom Brady and Drew Brees as the only non-first-round quarterbacks to throw 40 passing TDs in a single season in NFL history
- Fourth-fastest quarterback to 100 combined wins (regular and postseason) after Week 5 (2020) win vs. Minnesota
- Has quarterbacked teams to 55 regular-season victories in games decided by six points or less, which is the ninth-most in NFL history
- Has completed 988 passes on 1,568 attempts (63.0 pct.) for 12,313 yards and 108 TDs with 22 interceptions (101.5 rtg.)
- Ranks in the top 10 in NFL regular-season fourth quarter and overtime history in TD/INT ratio (3.3, third), passer rating (101.5, fourth), yards per attempt (7.9, sixth) and passing TDs (108, seventh)
- Has completed 3,668-of-5,665 passes (64.7%) for 43,653 yards with 334 TDs and 106 interceptions (100.0 rtg.) during his first 12 NFL seasons
- Ranks 12th in NFL regular-season history in passing TDs (334), 13th in victories (115) and 18th in passing yards (43,653)
- Ranks second in League regular-season history in passer rating (100.0), second in TD/INT ratio (3.2) and 10th in win percentage (.614) among signal callers with at least 150 career starts
- Joined Peyton Manning as the only players in NFL history to post at least 3,000 passing yards and 20 TDs in each of their first 10 seasons.
- Has tallied 981 rushes for 5,307 yards (5.4 avg.) with 29 TDs and five receptions for 21 yards (4.2 avg.) with one score in his career
- Recognized as the lone quarterback in NFL history to accumulate 40,000+ passing yards and 4,500+ rushing yards for his career
- Has started all 16 playoff games in his career, completing 275-of-451 passes (61.0%) for 3,786 yards with 25 TDs and 12 interceptions (95.3 rtg.)
- Has recorded top-10 rankings in TD passes (334, 2nd), completions (3,668, 2nd), passing yards (43,653, 2nd), passing yards/attempt (7.7, 15th), passer rating (100.0, 6th) and completion percentage (64.7, 13th) among active quarterbacks since 2012
- Has posted the third-most rushing yards (5,307) among NFL quarterbacks in League history (Mike Vick, 6,109; Cam Newton, 5,628)
- Has collected 115 regular-season wins since 2012, ranking him first among active quarterbacks
- Has amassed 100.0+ passer rating in seven of his 12 seasons and is one-of-six active quarterbacks (Brock Purdy, San Francisco; Aaron Rodgers, N.Y. Jets; Patrick Mahomes, Kansas City; C.J. Stroud, Houston; DeShaun Watson, Cleveland) to have a career passer rating of 100.0 or higher
- Has registered nine 3,000-yard, 25-passing TD seasons and has four 30-TD, 100-passer rating seasons
- Posted career highs in completions (384), completion percentage (68.8), passing yards (4,212) and passing TDs (40) in 2020
- Nabbed his third career 4,000-yard passing season (4,110), threw a career-low five interceptions (5) and had 31 TDs (106.3 rtg.) in 2019
- First Seahawks quarterback to lead the NFL in passer rating (110.1) and was first quarterback in NFL history to pass for 4,000+ yards (4,024), rush for 500+ yards (553) and have 30 or more TD passes in 2015
- Registered career highs in rushes (118), rushing yards (849) and rushing TDs (6) in 2014 while completing 285-of-452 passes (63.1%) for 3,475 yards with 20 TDs and seven interceptions (95.0 rtg.)
- Completed 18-of-25 passes (72.0%) for 206 yards with two TDs and became the third-youngest quarterback in NFL history to win the Super Bowl, leading Seattle to a 43-8 win over Denver in Super Bowl XLVIII
- Tied Pro Football Hall of Fame quarterback Peyton Manning's 1998 record for most TD passes by a rookie (26) in 2012, and became the first rookie in NFL history to lead his team to an undefeated home record
- Named NFC Offensive Player of the Month (September 2020)
- Named NFC Offensive Player of the Week 12 times in his career (Weeks 13 and 16 in 2012, Week 13 in 2013, Weeks 5 and 16 in 2014, Week 12 in 2015, Weeks 8 and 13 in 2017, Weeks 2 and 9 in 2019 and Weeks 1 and 2 in 2020)
- Named the 2020 Walter Payton Man of the Year, an award that recognizes a player's off-the-field community service as well as his playing excellence

2023 (BRONCOS)

- Recorded 3,070 yards on 297-of-447 passing (66.4%) with 26 TDs and eight interceptions (98.0 rtg.)
- Completed 27-of-34 passes (79.4%) of his passes for 177 yards with two TDs (108.0 rtg.) in the season opener vs. Las Vegas
- His 79.4 completion percentage was the sixth-highest by a Broncos signal caller in a single game (min. 30 att.) in team history and highest since Peyton Manning in Week 12 of 2014 (80.0%, vs. Miami)
- Completed 18-of-32 passing (56.3%) for 308 yards with three TDs and one interception (107.3 rtg.) while also running six times for 56 yards (9.3 avg.) in Week 2 vs. Washington
- With his 56 yards rushing, Wilson became the first player in NFL history to surpass 40,000 passing yards and 5,000 rushing yards in a career while becoming the 15th fastest player in league annals to reach 41,000 passing yards
- Recorded his second consecutive 300-yard passing game after completing 23-of-38 passes (60.5%) for 306 yards with one TD and one interception (83.9 rtg.) in Week 3 at Miami
- Led his 32nd career fourth-quarter comeback (regular season and postseason) — the 10th-most in NFL history — after helping the Broncos erase a 21-point deficit in Week 4 at Chicago, completing 21-of-28 passes for 223 yards with three TDs (133.5 rtg.)
- His 133.5 passer rating was the best in his Broncos career to that point
- Recorded his 29th career regular-season fourth-quarter comeback in Week 7 vs. Green Bay, completing 20-of-29 passes for 194 yards with one passing score (98.9 rtg.)
- Posted his third three-TD game of the season after completing 12-of-19 passes for 114 yds. and no interceptions (119.3 rtg.) in a Week 8 home win vs. Kansas City
- Led his third game-winning drive of the season with 1:55 left to defeat the Bills in Week 10 at Buffalo
- Produced his third consecutive game with a 100.0+ passer rating after completing 27-of-35 passes for 259 yards with one TD (106.7 rtg.) in the Week 11 win vs. Minnesota
- Orchestrated his fourth game-winning drive and fourth-quarter comeback of the season in the win against the Vikings, the second-most of his career in a single season
- Fourth Bronco in franchise history to throw for at least one TD in each of the first 13 games of a season after completing 21-of-33 passes for 224 yards with two TDs and one interception (91.0 rtg.) in Week 14 at L.A. Chargers

2022 (BRONCOS)

- Started all 15 games played in his first season with Denver, completing 292-of-483 passes (60.5%) for 3,524 yards with 16 TDs and 11 interceptions (84.4 rtg.)
- Completed the most passes (29) by a quarterback making his Broncos debut in team history and had the second-most passing yards (340) among that group
- Led the Broncos on a game-winning drive in the fourth quarter, highlighted by a 47-yard connection with WR K.J. Hamler, and totaled 252 yards on 18-of-30 passing (60.0%) with one TD in Week 6 at Jacksonville
- Notched his 300th career TD pass, tying Pro Football Hall of Fame QB John Elway for the 13th-most passing scores in NFL history, when he found WR Brandon Johnson in the end zone in Week 12 at Carolina
- Completed 23-of-36 passes (63.9%) for 247 yards with a season-high three TDs and one interception (100.1 rtg.) in Week 14 vs. Kansas City
- Surpassed former NFL QB Randall Cunningham for the third-most rushing yards (4,928) by a quarterback in league history and recorded his third career multi-rushing score game in Week 17 at Kansas City

2021 (SEAHAWKS)

- Started all 14 games played in 2021, totaling 3,113 yards while completing 259-of-400 passes (64.8%) with 25 TDs and six interceptions (103.1 rtg.)
- Rushed 43 times for 183 yards (4.3 avg.) with two scores
- Completed at least 70 percent of his passes in each of the first three games of the season
- Completed 18-of-23 passes (78.3%) for 254 yards with a season-high four TDs and zero interceptions (152.3 rtg.) in Week 1 at Indianapolis
- Threw for a season-high 343 yards and completed 22-of-31 passes (71.0%) with two TDs and zero interceptions (128.8 rtg.) in Week 2 vs. Tennessee
- Set season highs in completions (30) and completion percentage (81.1) in Week 4 at San Francisco
- Tied season high with four TD passes and posted a 133.0 passer rating in Week 17 vs. Detroit

2020 (SEAHAWKS)

- Collected his fourth 4,000-yard passing season (4,212) and set single-season career highs in completions (384), completion percentage (68.8) and TD passes (40)
- Broke his own single-season club record for touchdowns, completions and completion percentage, while leading and offense to a franchise-record 459 points
- Rushed 83 times for 513 yards (6.2 avg.) with two scores
- Completed 31-of-35 passes (88.6%) for 322 yards with four TDs and zero interceptions (season-high 143.1 rtg.) in Week 1 at Atlanta
- Second quarterback in NFL history to record 30,000 passing yards and 4,000 rushing yards, while becoming just the fifth quarterback to reach 4,000 rushing yards
- His 88.6 completion percentage in Week 1 at Atlanta was the third-highest in NFL history (min. 30 att.)
- Passed for a career-high-tying five TDs in consecutive weeks (Weeks 2-3), becoming the first Seahawks player and fifth NFL player to accomplish that feat
- Fourth-fastest quarterback to 100 combined wins (regular-season and postseason) after defeating Minnesota in Week 5
- Tallied a career-high 33 completions and threw for 388 yards in Week 7 at Arizona
- Completed 28-of-41 passes for a season-high 390 yards with two TDs and two interceptions (94.6 rtg.) in Week 10 at Buffalo

2019 (SEAHAWKS)

- Posted his third 4,000-yard passing season and completed 341-of-516 passes (66.1%) for 4,110 yards with 31 TDs and a career-low five interceptions (106.5 rtg.)
- Rushed 75 times for 342 yards (4.6 avg.) with three scores
- Joined Pro Football Hall of Fame QB Peyton Manning as the only quarterbacks in NFL history to pass for at least 3,000 yards and 20 TDs in each of their first eight seasons
- Totaled a passer rating of 130.0+ in each of the first two games of the seasons
- Set season highs in completions (32) and passing yards (406) and added two rushing scores in Week 3 vs. New Orleans
- Completed 17-of-23 passes for 268 yards with four TDs and zero interceptions (season-high 151.8 rtg.) in Week 5 vs. L.A. Rams
- Posted 131.7 passer rating after completing 14-of-20 passes (70.0%) for 182 yards with two TDs and zero interceptions in Week 8 at Atlanta
- Tied career high with five passing TDs and registered a 133.7 passer rating in Week 9 vs. Tampa Bay
- Completed 20-of-26 passes (76.9%) for 286 yards with two TDs and zero interceptions (137.7 rtg.) in Week 15 at Carolina

2018 (SEAHAWKS)

- ✦ Completed 280-of-427 passes (65.6%) for 3,448 yards with 35 TDs and seven interceptions
- ✦ Talled a single-season career-high 110.9 passer rating
- ✦ Rushed 67 times for 376 yards (5.6 avg.)
- ✦ Pushed his passing TD total to 196 which was the most in club history and the third most in a quarterback's first seven seasons
- ✦ Had 10 games with a passer rating of 100.0+, including a career-high 158.3 passer rating in Week 8 at Detroit

2017 (SEAHAWKS)

- ✦ Completed 339-of-553 passes (61.3%) for 3,983 yards with 34 TDs and 11 interceptions (95.4 rtg.)
- ✦ Rushed 95 times for 586 yards (6.2 avg.) with three scores
- ✦ Led the NFL and tied his then franchise record with 34 TDs
- ✦ Threw 19 TD passes in the fourth quarter which set an NFL record
- ✦ First quarterback in NFL history with at least 30 TDs and 500 rushing yards in multiple seasons
- ✦ Threw for a career-high 452 yards with four TDs and one interception (season-high 123.2 rtg.) in Week 8 vs. Houston

2016 (SEAHAWKS)

- ✦ Completed 353-of-546 passes (64.7%) for a single-season career-high 4,219 yards with 21 TDs and 11 interceptions (92.6 rtg.)
- ✦ Rushed 72 times for 259 yards (3.6 avg.) with one score
- ✦ Completed 23-of-32 passes (71.9%) for 309 yards with three TDs and zero interceptions (133.5 rtg.) in Week 4 at N.Y. Jets
- ✦ Recorded a season-high 137.0 passer rating after completing 20-of-26 passes (76.9%) for 282 yards with two TDs and zero interceptions in Week 9 vs. Buffalo
- ✦ Completed 25-of-37 passes (67.6%) for 348 yards with three TDs and zero interceptions (124.6 rtg.) in Week 10 at New England
- ✦ Registered season highs in completions (29) and passing yards (350) and nabbed a 117.8 passer rating in Week 16 vs. Arizona

2015 (SEAHAWKS)

- ✦ Posted the first 4,000-yard passing season of his career, completing 329-of-483 passes (68.1%) for 4,024 yards with 34 TDs and eight interceptions (110.1 rtg.)
- ✦ First Seahawks quarterback to lead the NFL in passer rating (110.1)
- ✦ Registered his first career 4,000-yard passing, 500-yard rushing season and was the first quarterback in NFL history to post totals of at least 4,000 yards passing, 500 yards rushing and 30 passing TDs
- ✦ Completed a season-high 32 passes in the season opener at St. Louis
- ✦ Completed 20-of-26 passes (76.9%) for 286 yards with one TD and zero interceptions (125.0 rtg.) in Week 4 vs. Detroit
- ✦ Totaled a passer rating of 125.0+ in Weeks 11-15
- ✦ Completed 24-of-29 passes (season-high 82.8%) for 260 yards with three TDs and zero interceptions (138.5 rtg.) in Week 7 at San Francisco
- ✦ Recorded a season-high 147.5 passer rating after completing 21-of-30 passes (70.0%) for a season-high 345 yards with a career-high-tying five TDs and zero interceptions in Week 12 vs. Pittsburgh
- ✦ Completed 21-of-27 passes (77.8%) for 274 yards with three TDs and zero interceptions (146.0 rtg.) in Week 13 at Minnesota
- ✦ Tied career high with five passing TDs and completed 23-of-32 passes (71.9%) for 292 yards (139.6 rtg.) in Week 14 at Baltimore
- ✦ Completed 21-of-30 passes (70.0%) for 249 yards with three TDs and zero interceptions (128.3 rtg.) in Week 15 at Cleveland

2014 (SEAHAWKS)

- ✦ Threw for 3,475 yards, completing 285-of-452 passes (63.1%) with 20 TDs and seven interceptions (95.0 rtg.)
- ✦ Set single-season career highs in rushes (118), rushing yards (849) and rushing TDs (six)
- ✦ Completed 41-of-72 passes (56.9%) for 724 yards with six TDs and five interceptions (90.3 rtg.) en route to his second consecutive Super Bowl appearance

2013 (SEAHAWKS)

- ✦ Completed 257-of-407 passes (63.1%) for 3,357 yards with 26 TDs and nine interceptions (101.2 rtg.)
- ✦ Posted 100.0+ passer rating in nine of the 16 games and threw for 300+ yards on two occasions
- ✦ Passed for 524 yards with three TDs and zero interceptions (101.6 rtg.) on 43-of-68 passing (63.2%) in three playoff games
- ✦ Third youngest quarterback in NFL history to win a Super Bowl, completing 18-of-25 passes (72.0%) for 206 yards with two TDs (123.1 rtg.) in a 43-8 victory over the Broncos in Super Bowl XLVIII

2012 (SEAHAWKS)

- ✦ Started all 16 games during his rookie season, completing 252-of-393 passes (64.1%) for 3,118 yards with 26 TDs and 10 interceptions (100.0 rtg.)
- ✦ Rushed 94 times for 489 yards (5.2 avg.) with four scores
- ✦ Tied Pro Football Hall of Fame QB Peyton Manning's 1998 record for most TD passes by a rookie (26)
- ✦ First rookie in NFL history to lead his team to an undefeated home record
- ✦ Set a club record with a 100.0 passer rating which was the second best by an NFL rookie QB
- ✦ Posted a 64.1% completion percentage which ranked third all-time among rookie QBs

TRANSACTIONS

- ✦ Signed a one-year contract with Pittsburgh on March 15, 2024
- ✦ Released by Denver on March 13, 2024
- ✦ Signed a five-year contract extension with Denver on Sept. 1, 2022
- ✦ Traded to the Broncos from Seattle with 2022 fourth-round pick (116th overall, Eyioma Uwazurike) for Drew Lock, Noah Fant, Shelby Harris, 2023 first-round pick (fifth overall, Devon Witherspoon), 2022 first-round pick (ninth overall, Charles Cross), 2023 second-round pick (37th overall, Derick Hall), 2022 second-round pick (40th overall, Boye Mafe) and 2022 fifth-round pick (145th overall, traded)
- ✦ Signed a four-year contract extension with the Seahawks on Apr. 16, 2019
- ✦ Signed a four-year contract extension with Seattle on July 31, 2015
- ✦ Signed a four-year contract with the Seahawks on May 7, 2012
- ✦ Drafted by Seattle in the third round (75th overall) of the 2012 NFL Draft

PERSONAL

- ✦ Honored with the 2022 Bart Starr Award which is given annually to an NFL player who best exemplifies outstanding character and leadership in the home, on the field, and in the community
- ✦ Started the Why Not You Foundation and Why Not You Academy, a non-profit high school dedicated to fighting poverty through education
- ✦ Selected as the 2020 Walter Payton NFL Man of the Year which honors a player's volunteer and charity work, as well as his excellence on the field
- ✦ Attended Collegiate School in Richmond, Va., playing football and baseball
- ✦ Earned all-state, all-region and all-district honors, and was named the 2005 Richmond Times-Dispatch Player of the Year as a junior
- ✦ Led Collegiate School to an 11-0 record and a state title as a junior after throwing for 3,287 yards and 40 TDs, and rushing for 634 yards and 15 scores
- ✦ Passed for 3,009 yards with 34 TDs as a senior, earning all-state, all-conference and conference player of the year accolades
- ✦ Selected by the Colorado Rockies in the fourth round of the 2010 Major League Baseball Draft after playing shortstop and batting .467 as a high school senior
- ✦ Born on Nov. 29, 1988, in Cincinnati

COLLEGE

- ✦ Started 50 consecutive games, completing 907-of-1,489 passes (60.9%) for 11,720 yards with 109 TDs and 30 interceptions (147.2 rtg.)
- ✦ Established an NCAA FBS record after throwing 379 consecutive passes without an interception
- ✦ Rushed 441 times for 1,421 yards (3.2 avg.) with 23 scores
- ✦ Fifth player in NCAA FBS history to record totals of at least 5,000 passing yards and 1,000 rushing yards during his career
- ✦ Played 36 games at NC State (2008-10), completing 682-of-1,180 passes (57.8%) for 8,545 yards with 76 TDs and 25 interceptions
- ✦ Posted 362 rushes for 1,083 yards (2.9 avg.) with 17 scores over his three seasons with the Wolfpack
- ✦ Completed 225-of-309 passes (72.8%) for 3,175 yards with 33 TDs and four interceptions, and carried the ball 79 times for 338 yards (4.2 avg.) with six scores in his lone season at Wisconsin (2011)

REGULAR SEASON COMPARISON: PASSING - DENVER BRONCOS

| DATE | OPP | W/L | GP/GS | C | ATT | YDS. | AVG. | TD | LG | INT | SK | SKYD | RTG |
|---------------|-------------|-----|-------|----|-----|------|------|----|----|-----|----|------|------|
| 9/21/14 | SEA vs. DEN | W | S | 24 | 34 | 258 | 7.6 | 2 | 39 | 1 | 3 | 20 | 99.9 |
| 9/9/18 | SEA @ DEN | L | S | 19 | 33 | 298 | 9.0 | 3 | 66 | 2 | 6 | 56 | 92.7 |
| TOTALS | | 1/1 | 2/2 | 43 | 67 | 556 | 8.3 | 5 | 66 | 3 | 9 | 76 | -- |

POSTSEASON COMPARISON: PASSING - DENVER BRONCOS

| DATE | OPP | W/L | GP/GS | C | ATT | YDS. | AVG. | TD | LG | INT | SK | SKYD | RTG |
|---------------|-----------|-----|-------|----|-----|------|------|----|----|-----|----|------|-------|
| 2/2/14 | SEA @ DEN | W | S | 18 | 25 | 206 | 8.2 | 2 | 37 | 0 | 0 | 0 | 123.1 |
| TOTALS | | 1/0 | 1/1 | 18 | 25 | 206 | 8.2 | 2 | 37 | 0 | 0 | 0 | -- |

RUSSELL WILSON'S NFL REGULAR SEASON PASSING STATISTICS

| DATE | TEAM | GP | GS | ATT. | CMP. | PCT. | YDS | AVG. | TD | INT. | LG | SK | LST | RATE |
|---------------|----------|-----|-----|-------|-------|------|--------|------|-----|------|-----|-----|-------|-------|
| 2012 | Seahawks | 16 | 16 | 393 | 252 | 64.1 | 3,118 | 7.9 | 26 | 10 | 67 | 33 | 203 | 100.0 |
| 2013 | Seahawks | 16 | 16 | 407 | 257 | 63.1 | 3,357 | 8.2 | 26 | 9 | 80t | 44 | 272 | 101.2 |
| 2014 | Seahawks | 16 | 16 | 452 | 285 | 63.1 | 3,475 | 7.7 | 20 | 7 | 80t | 42 | 242 | 95.0 |
| 2015 | Seahawks | 16 | 16 | 483 | 329 | 68.1 | 4,024 | 8.3 | 34 | 8 | 80t | 45 | 265 | 110.1 |
| 2016 | Seahawks | 16 | 16 | 546 | 353 | 64.7 | 4,219 | 7.7 | 21 | 11 | 59 | 41 | 293 | 92.6 |
| 2017 | Seahawks | 16 | 16 | 553 | 339 | 61.3 | 3,983 | 7.2 | 34 | 11 | 74t | 43 | 322 | 95.4 |
| 2018 | Seahawks | 16 | 16 | 427 | 280 | 65.6 | 3,448 | 8.1 | 35 | 7 | 66 | 51 | 355 | 110.9 |
| 2019 | Seahawks | 16 | 16 | 516 | 341 | 66.1 | 4,110 | 8.0 | 31 | 5 | 60t | 48 | 319 | 106.3 |
| 2020 | Seahawks | 16 | 16 | 558 | 384 | 68.8 | 4,212 | 7.5 | 40 | 13 | 62 | 47 | 301 | 105.1 |
| 2021 | Seahawks | 14 | 14 | 400 | 259 | 64.8 | 3,113 | 7.8 | 25 | 6 | 69t | 33 | 266 | 103.1 |
| 2022 | Broncos | 15 | 15 | 483 | 292 | 60.5 | 3,524 | 7.3 | 16 | 11 | 67t | 55 | 368 | 84.4 |
| 2023 | Broncos | 15 | 15 | 447 | 297 | 66.4 | 3,070 | 6.9 | 26 | 8 | 60t | 45 | 258 | 98.0 |
| 2024 | Steelers | 0 | 0 | 0 | 0 | 0.0 | 0 | 0.0 | 0 | 0 | 0 | 0 | 0 | 0.0 |
| TOTALS | | 188 | 188 | 5,665 | 3,668 | 64.7 | 43,653 | 7.7 | 334 | 106 | 80T | 527 | 3,464 | 100.0 |

RUSSELL WILSON'S NFL POSTSEASON PASSING STATISTICS

| DATE | TEAM | GP | GS | ATT. | CMP. | PCT. | YDS | AVG. | TD | INT. | LG | SK | LST | RATE |
|---------------|----------|----|----|------|------|------|-------|------|----|------|-----|----|-----|-------|
| 2012 | Seahawks | 2 | 2 | 62 | 39 | 62.9 | 572 | 9.2 | 3 | 1 | 34 | 7 | 48 | 102.4 |
| 2013 | Seahawks | 3 | 3 | 68 | 43 | 63.2 | 524 | 7.7 | 3 | 0 | 51 | 7 | 22 | 101.6 |
| 2014 | Seahawks | 3 | 3 | 72 | 41 | 56.9 | 724 | 10.1 | 6 | 5 | 63t | 10 | 58 | 90.3 |
| 2015 | Seahawks | 2 | 2 | 74 | 44 | 59.5 | 508 | 6.9 | 4 | 3 | 35 | 7 | 54 | 81.4 |
| 2016 | Seahawks | 2 | 2 | 60 | 40 | 66.7 | 449 | 7.5 | 4 | 2 | 42 | 6 | 31 | 97.2 |
| 2018 | Seahawks | 1 | 1 | 27 | 18 | 66.7 | 233 | 8.6 | 1 | 0 | 53 | 1 | 7 | 105.9 |
| 2019 | Seahawks | 2 | 2 | 61 | 39 | 63.9 | 602 | 9.9 | 2 | 0 | 53t | 6 | 19 | 107.4 |
| 2020 | Seahawks | 1 | 1 | 27 | 11 | 40.7 | 174 | 6.4 | 2 | 1 | 51t | 5 | 32 | 72.1 |
| TOTALS | | 16 | 16 | 451 | 275 | 61.0 | 3,786 | 8.4 | 25 | 12 | 63T | 49 | 271 | 95.3 |

RUSSELL WILSON'S NFL REGULAR SEASON RUSHING STATISTICS

| DATE | TEAM | NO. | YDS. | AVG. | LG | TD |
|---------------|----------|------------|--------------|------------|-----------|-----------|
| 2012 | Seahawks | 94 | 489 | 5.2 | 25t | 4 |
| 2013 | Seahawks | 96 | 539 | 5.6 | 27 | 1 |
| 2014 | Seahawks | 118 | 849 | 7.2 | 55 | 6 |
| 2015 | Seahawks | 103 | 553 | 5.4 | 24 | 1 |
| 2016 | Seahawks | 72 | 259 | 3.6 | 18 | 1 |
| 2017 | Seahawks | 95 | 586 | 6.2 | 31 | 3 |
| 2018 | Seahawks | 67 | 376 | 5.6 | 40 | 0 |
| 2019 | Seahawks | 75 | 342 | 4.6 | 21 | 3 |
| 2020 | Seahawks | 83 | 513 | 6.2 | 38 | 2 |
| 2021 | Seahawks | 43 | 183 | 4.3 | 17 | 2 |
| 2022 | Broncos | 55 | 277 | 5.0 | 19 | 3 |
| 2023 | Broncos | 80 | 341 | 4.3 | 21 | 3 |
| 2024 | Steelers | 0 | 0 | 0.0 | 0 | 0 |
| TOTALS | | 981 | 5,307 | 5.4 | 55 | 29 |

RUSSELL WILSON'S NFL POSTSEASON RUSHING STATISTICS

| DATE | TEAM | NO. | YDS. | AVG. | LG | TD |
|---------------|----------|-----------|------------|------------|-----------|----------|
| 2012 | Seahawks | 15 | 127 | 8.5 | 28 | 1 |
| 2013 | Seahawks | 11 | 42 | 3.8 | 16 | 0 |
| 2014 | Seahawks | 17 | 86 | 5.1 | 17 | 1 |
| 2015 | Seahawks | 8 | 53 | 6.6 | 14 | 0 |
| 2016 | Seahawks | 9 | 46 | 5.1 | 14 | 0 |
| 2018 | Seahawks | 3 | 14 | 4.7 | 7 | 1 |
| 2019 | Seahawks | 16 | 109 | 6.8 | 22 | 0 |
| 2020 | Seahawks | 4 | 50 | 12.5 | 23 | 0 |
| TOTALS | | 83 | 527 | 6.3 | 28 | 3 |

RUSSELL WILSON'S NFL REGULAR SEASON PASSING/RUSHING STATISTICS

| DATE | TEAM | PASSING | | | | | | | | | | | | | RUSHING | | | | |
|---------------|----------|------------|------------|--------------|--------------|-------------|---------------|------------|------------|------------|------------|------------|--------------|--------------|------------|--------------|------------|-----------|-----------|
| | | GP | GS | ATT. | CMP. | PCT. | YDS | AVG. | TD | INT. | LG | SK | LST | RATE | NO. | YDS. | AVG. | LG | TD |
| 2012 | Seahawks | 16 | 16 | 393 | 252 | 64.1 | 3,118 | 7.9 | 26 | 10 | 67 | 33 | 203 | 100.0 | 94 | 489 | 5.2 | 25t | 4 |
| 2013 | Seahawks | 16 | 16 | 407 | 257 | 63.1 | 3,357 | 8.2 | 26 | 9 | 80t | 44 | 272 | 101.2 | 96 | 539 | 5.6 | 27 | 1 |
| 2014 | Seahawks | 16 | 16 | 452 | 285 | 63.1 | 3,475 | 7.7 | 20 | 7 | 80t | 42 | 242 | 95.0 | 118 | 849 | 7.2 | 55 | 6 |
| 2015 | Seahawks | 16 | 16 | 483 | 329 | 68.1 | 4,024 | 8.3 | 34 | 8 | 80t | 45 | 265 | 110.1 | 103 | 553 | 5.4 | 24 | 1 |
| 2016 | Seahawks | 16 | 16 | 546 | 353 | 64.7 | 4,219 | 7.7 | 21 | 11 | 59 | 41 | 293 | 92.6 | 72 | 259 | 3.6 | 18 | 1 |
| 2017 | Seahawks | 16 | 16 | 553 | 339 | 61.3 | 3,983 | 7.2 | 34 | 11 | 74t | 43 | 322 | 95.4 | 95 | 586 | 6.2 | 31 | 3 |
| 2018 | Seahawks | 16 | 16 | 427 | 280 | 65.6 | 3,448 | 8.1 | 35 | 7 | 66 | 51 | 355 | 110.9 | 67 | 376 | 5.6 | 40 | 0 |
| 2019 | Seahawks | 16 | 16 | 516 | 341 | 66.1 | 4,110 | 8.0 | 31 | 5 | 60t | 48 | 319 | 106.3 | 75 | 342 | 4.6 | 21 | 3 |
| 2020 | Seahawks | 16 | 16 | 558 | 384 | 68.8 | 4,212 | 7.5 | 40 | 13 | 62 | 47 | 301 | 105.1 | 83 | 513 | 6.2 | 38 | 2 |
| 2021 | Seahawks | 14 | 14 | 400 | 259 | 64.8 | 3,113 | 7.8 | 25 | 6 | 69t | 33 | 266 | 103.1 | 43 | 183 | 4.3 | 17 | 2 |
| 2022 | Broncos | 15 | 15 | 483 | 292 | 60.5 | 3,524 | 7.3 | 16 | 11 | 67t | 55 | 368 | 84.4 | 55 | 277 | 5.0 | 19 | 3 |
| 2023 | Broncos | 15 | 15 | 447 | 297 | 66.4 | 3,070 | 6.9 | 26 | 8 | 60t | 45 | 258 | 98.0 | 80 | 341 | 4.3 | 21 | 3 |
| 2024 | Steelers | 0 | 0 | 0 | 0 | 0.0 | 0 | 0.0 | 0 | 0 | 0 | 0 | 0.0 | 0 | 0 | 0.0 | 0 | 0 | 0 |
| TOTALS | | 188 | 188 | 5,665 | 3,668 | 64.7 | 43,653 | 7.7 | 334 | 106 | 80T | 527 | 3,464 | 100.0 | 981 | 5,307 | 5.4 | 55 | 29 |

RUSSELL WILSON'S NFL POSTSEASON PASSING/RUSHING STATISTICS

| DATE | TEAM | PASSING | | | | | | | | | | | | | RUSHING | | | | |
|---------------|----------|-----------|-----------|------------|------------|-------------|--------------|------------|-----------|-----------|------------|-----------|------------|-------------|-----------|------------|------------|-----------|----------|
| | | GP | GS | ATT. | CMP. | PCT. | YDS | AVG. | TD | INT. | LG | SK | LST | RATE | NO. | YDS. | AVG. | LG | TD |
| 2012 | Seahawks | 2 | 2 | 62 | 39 | 62.9 | 572 | 9.2 | 3 | 1 | 34 | 7 | 48 | 102.4 | 15 | 127 | 8.5 | 28 | 1 |
| 2013 | Seahawks | 3 | 3 | 68 | 43 | 63.2 | 524 | 7.7 | 3 | 0 | 51 | 7 | 22 | 101.6 | 11 | 42 | 3.8 | 16 | 0 |
| 2014 | Seahawks | 3 | 3 | 72 | 41 | 56.9 | 724 | 10.1 | 6 | 5 | 63t | 10 | 58 | 90.3 | 17 | 86 | 5.1 | 17 | 1 |
| 2015 | Seahawks | 2 | 2 | 74 | 44 | 59.5 | 508 | 6.9 | 4 | 3 | 35 | 7 | 54 | 81.4 | 8 | 53 | 6.6 | 14 | 0 |
| 2016 | Seahawks | 2 | 2 | 60 | 40 | 66.7 | 449 | 7.5 | 4 | 2 | 42 | 6 | 31 | 97.2 | 9 | 46 | 5.1 | 14 | 0 |
| 2018 | Seahawks | 1 | 1 | 27 | 18 | 66.7 | 233 | 8.6 | 1 | 0 | 53 | 1 | 7 | 105.9 | 3 | 14 | 4.7 | 7 | 1 |
| 2019 | Seahawks | 2 | 2 | 61 | 39 | 63.9 | 602 | 9.9 | 2 | 0 | 53t | 6 | 19 | 107.4 | 16 | 109 | 6.8 | 22 | 0 |
| 2020 | Seahawks | 1 | 1 | 27 | 11 | 40.7 | 174 | 6.4 | 2 | 1 | 51t | 5 | 32 | 72.1 | 4 | 50 | 12.5 | 23 | 0 |
| TOTALS | | 16 | 16 | 451 | 275 | 61.0 | 3,786 | 8.4 | 25 | 12 | 63T | 49 | 271 | 95.3 | 83 | 527 | 6.3 | 28 | 3 |

SINGLE-GAME HIGHS: QUARTERBACK

| | | | |
|-----------------------|---|-----------------|--|
| Pass Attempts | 50 at Arizona Cardinals, Oct 25, 2020 50 vs. New Orleans Saints, Sep 22, 2019 | Passer Rating | 158.3 at Detroit Lions, Oct 28, 2018 152.3 at Indianapolis Colts, Sep 12, 2021 |
| Pass Completions | 33 at Arizona Cardinals, Oct 25, 2020 32 vs. New Orleans Saints, Sep 22, 2019 ...1 more at 32. | Rush Attempts | 14 vs. New York Giants, Nov 09, 2014 13 at Indianapolis Colts, Oct 06, 2013 |
| Yards Passing | 452 vs. Houston Texans, Oct 29, 2017 406 vs. New Orleans Saints, Sep 22, 2019 | Rushing Yards | 122 at Washington Redskins, Oct 06, 2014 107 vs. New York Giants, Nov 09, 2014 |
| TD Passes | 5 vs. Dallas Cowboys, Sep 27, 2020 5 vs. New England Patriots, Sep 20, 2020 ...3 more at 5. | Rushing Average | 15.1 at St. Louis Rams, Oct 19, 2014 12.3 vs. Atlanta Falcons, Nov 20, 2017 |
| Long Passes | 80t vs. Pittsburgh Steelers, Nov 29, 2015 80t at Arizona Cardinals, Dec 21, 2014 ...1 more at 80. | Longest Runs | 55 at Arizona Cardinals, Dec 21, 2014 52 at St. Louis Rams, Oct 19, 2014 |
| Completion Percentage | 88.6 at Atlanta Falcons, Sep 13, 2020 82.9 at Pittsburgh Steelers, Sep 15, 2019 | Rushing TDs | 3 at Buffalo Bills, Dec 16, 2012 2 at Kansas City Chiefs, Jan 01, 2023 ...1 more at 2. |

SINGLE-GAME HIGHS - POSTSEASON: QUARTERBACK

| | | | |
|------------------------------|---|------------------------|---|
| Pass Attempts | 48 at Carolina Panthers, Jan 17, 2016 36 at Atlanta Falcons, Jan 13, 2013 31 at Green Bay Packers, Jan 12, 2020 30 at Philadelphia Eagles, Jan 05, 2020 30 at Atlanta Falcons, Jan 14, 2017 ...1 more at 30. | Passer Rating | 149.2 vs. Carolina Panthers, Jan 10, 2015 123.1 at Denver Broncos, Feb 02, 2014 119.3 vs. Detroit Lions, Jan 07, 2017 110.6 vs. New England Patriots, Feb 01, 2015 109.1 at Atlanta Falcons, Jan 13, 2013 |
| Pass Completions | 31 at Carolina Panthers, Jan 17, 2016 24 at Atlanta Falcons, Jan 13, 2013 23 vs. Detroit Lions, Jan 07, 2017 21 at Green Bay Packers, Jan 12, 2020 18 at Philadelphia Eagles, Jan 05, 2020 ...2 more at 18. | Rush Attempts | 9 at Philadelphia Eagles, Jan 05, 2020 8 at Washington Redskins, Jan 06, 2013 7 at Green Bay Packers, Jan 12, 2020 7 vs. Green Bay Packers, Jan 18, 2015 7 vs. Carolina Panthers, Jan 10, 2015 ...1 more at 7. |
| Yards Passing | 385 at Atlanta Falcons, Jan 13, 2013 366 at Carolina Panthers, Jan 17, 2016 325 at Philadelphia Eagles, Jan 05, 2020 277 at Green Bay Packers, Jan 12, 2020 268 vs. Carolina Panthers, Jan 10, 2015 | Rushing Yards | 67 at Washington Redskins, Jan 06, 2013 64 at Green Bay Packers, Jan 12, 2020 60 at Atlanta Falcons, Jan 13, 2013 50 vs. Los Angeles Rams, Jan 09, 2021 49 at Atlanta Falcons, Jan 14, 2017 |
| TD Passes | 3 at Carolina Panthers, Jan 17, 2016 3 vs. Carolina Panthers, Jan 10, 2015 2 vs. Los Angeles Rams, Jan 09, 2021 2 at Atlanta Falcons, Jan 14, 2017 ...4 more at 2. | Rushing Average | 9.1 at Green Bay Packers, Jan 12, 2020 8.6 at Atlanta Falcons, Jan 13, 2013 8.4 at Washington Redskins, Jan 06, 2013 5.0 at Philadelphia Eagles, Jan 05, 2020 3.6 vs. Green Bay Packers, Jan 18, 2015 |
| Long Passes | 63t vs. Carolina Panthers, Jan 10, 2015 53t at Philadelphia Eagles, Jan 05, 2020 53 at Dallas Cowboys, Jan 05, 2019 51t vs. Los Angeles Rams, Jan 09, 2021 51 vs. San Francisco 49ers, Jan 19, 2014 | Longest Runs | 28 at Washington Redskins, Jan 06, 2013 23 vs. Los Angeles Rams, Jan 09, 2021 22 at Green Bay Packers, Jan 12, 2020 22 at Philadelphia Eagles, Jan 05, 2020 19 at Washington Redskins, Jan 06, 2013 |
| Completion Percentage | 76.7 vs. Detroit Lions, Jan 07, 2017 72.0 at Denver Broncos, Feb 02, 2014 68.2 vs. Carolina Panthers, Jan 10, 2015 67.7 at Green Bay Packers, Jan 12, 2020 66.7 at Dallas Cowboys, Jan 05, 2019 ...1 more at 66.7. | Rushing TDs | 1 at Dallas Cowboys, Jan 05, 2019 1 vs. Green Bay Packers, Jan 18, 2015 1 at Atlanta Falcons, Jan 13, 2013 |

300-YARD PASSING GAMES (24): REGULAR SEASON

| DATE | TEAM | NO. | YDS. | AVG. | LG | TD |
|----------|--------------|-----|------|------|-----|----|
| 09/08/13 | at Panthers | 25 | 320 | 12.8 | 43t | 1 |
| 12/02/13 | SAINTS | 22 | 310 | 14.1 | 60 | 3 |
| 10/19/14 | at Rams | 23 | 313 | 13.6 | 49 | 2 |
| 12/21/14 | at Cardinals | 20 | 339 | 17.0 | 80t | 2 |
| 11/29/15 | STEELERS | 21 | 345 | 16.4 | 80t | 5 |
| 10/02/16 | at Jets | 23 | 309 | 13.4 | 42t | 3 |
| 11/13/16 | at Patriots | 25 | 348 | 13.9 | 39 | 3 |
| 12/24/16 | CARDINALS | 29 | 350 | 12.1 | 42t | 4 |
| 09/24/17 | at Titans | 29 | 373 | 12.9 | 46 | 4 |
| 10/22/17 | at Giants | 27 | 334 | 12.4 | 38t | 3 |
| 10/29/17 | TEXANS | 26 | 452 | 17.4 | 66 | 4 |
| 11/25/18 | at Panthers | 22 | 339 | 15.4 | 54 | 2 |
| 09/15/19 | at Steelers | 29 | 300 | 10.3 | 30 | 3 |
| 09/22/19 | SAINTS | 32 | 406 | 12.7 | 54 | 2 |
| 11/03/19 | BUCCANEERS | 29 | 378 | 13.0 | 53t | 5 |
| 09/13/20 | at Falcons | 31 | 322 | 10.4 | 38t | 4 |
| 09/27/20 | COWBOYS | 27 | 315 | 11.7 | 62 | 5 |
| 10/04/20 | at Dolphins | 24 | 360 | 15.0 | 57 | 2 |
| 10/25/20 | at Cardinals | 33 | 388 | 11.8 | 47t | 3 |
| 11/08/20 | at Bills | 28 | 390 | 13.9 | 55t | 2 |
| 09/19/21 | TITANS | 22 | 343 | 15.6 | 68t | 2 |
| 09/12/22 | at Seahawks | 29 | 340 | 11.7 | 67t | 1 |
| 09/17/23 | COMMANDERS | 18 | 308 | 17.1 | 60t | 3 |
| 09/24/23 | at Dolphins | 23 | 306 | 13.3 | 46 | 1 |

300-YARD PASSING GAMES (3): POSTSEASON

| DATE | TEAM | NO. | YDS. | AVG. | LG | TD |
|----------|-------------|-----|------|------|-----|----|
| 01/13/13 | at Falcons | 24 | 385 | 16.0 | 34 | 2 |
| 01/17/16 | at Panthers | 31 | 366 | 11.8 | 33t | 3 |
| 01/05/20 | at Eagles | 18 | 325 | 18.1 | 53t | 1 |

GAME WINNING DRIVES (4TH QUARTER/OVERTIME) - 42

| DATE | OPPONENT | DOWN/TIED WON | GAME-WINNING PLAY | TIME LEFT | DRIVE | T.O.P. | WILSON DRIVE STATS (C-A-YDS) |
|------------|-------------------|---------------|-------------------------|-----------|-------|--------|------------------------------|
| 09/24/2012 | vs. Green Bay | 7-12 14-12 | 24-yd TD pass to Tate | 0:00 | 6-46 | 0:46 | 2-6-46 |
| 10/14/2012 | vs. New England | 17-23 24-17 | 46-yd TD pass to Rice | 1:27 | 4-57 | 1:20 | 1-2-46 |
| 12/02/2012 | at Chicago | 17-17 23-17 | 13-yd TD pass to Rice | - | 12-80 | 7:27 | 3-3-38 |
| 12/30/2012 | vs. St. Louis | 13-13 20-13 | 1-yd TD run by Wilson | 1:45 | 10-90 | 3:32 | 1-2-48 |
| 01/06/2013 | at Washington | 13-14 24-14 | 27-yd TD run by Lynch | 7:20 | 8-79 | 3:45 | 2-4-29 |
| 09/08/2013 | at Carolina | 6-7 12-7 | 43-yd TD pass to Kearse | 10:21 | 6-74 | 2:45 | 3-4-60 |
| 09/29/2013 | at Houston | 20-20 23-20 | Hauschka 45-yd FG | - | 8-42 | 3:27 | 1-2-7 |
| 10/13/2013 | vs. Tennessee | 10-10 20-13 | Hauschka 29-yd FG | 11:26 | 7-69 | 3:37 | 1-1-55 |
| 11/03/2013 | vs. Tampa Bay | 24-24 27-24 | Hauschka 27-yd FG | - | 9-51 | 4:53 | 1-1-10 |
| 01/19/2014 | vs. San Francisco | 13-17 23-27 | 35-yd TD pass to Kearse | 13:52 | 8-62 | 4:03 | 3-5-63 |

| | | | | | | | | |
|------------|-------------------|-------|-------|----------------------------|-------|-------|------|---------|
| 09/21/2014 | vs. Denver | 20-20 | 26-20 | 6-yd TD run by Lynch | - | 13-80 | 5:46 | 4-6-35 |
| 10/26/2014 | at Carolina | 6-9 | 13-9 | 23-yd TD pass to L. Wilson | 0:53 | 9-80 | 3:50 | 4-4-53 |
| 11/09/2014 | vs. N.Y. Giants | 17-17 | 38-17 | 3-yd TD run by Lynch | 12:51 | 7-58 | 2:52 | 1-2-11 |
| 12/28/2014 | vs. St. Louis | 6-6 | 20-6 | 9-yd TD run by Lynch | 12:12 | 6-54 | 2:44 | 2-3-38 |
| 01/18/2015 | vs. Green Bay | 22-22 | 28-22 | 35-yd TD pass to Kearsae | - | 6-87 | 3:19 | 3-3-80 |
| 11/01/2015 | at Dallas | 10-12 | 13-12 | Hauschka 24-yd FG | 1:10 | 17-79 | 5:35 | 5-7-53 |
| 11/29/2015 | vs. Pittsburgh | 26-27 | 39-30 | 30-yd TD pass to Baldwin | 8:20 | 6-73 | 3:28 | 3-3-59 |
| 01/10/2016 | at Minnesota | 7-9 | 10-9 | Hauschka 46-yd FG | 8:09 | 7-12 | 2:33 | 1-4-8 |
| 09/11/2016 | vs. Miami | 6-10 | 12-10 | 2-yd TD pass to Baldwin | 0:35 | 14-75 | 3:37 | 6-9-55 |
| 10/16/2016 | vs. Atlanta | 17-24 | 26-24 | Hauschka 44-yd FG | 2:02 | 7-24 | 1:51 | 2-4-17 |
| 11/13/2016 | at New England | 22-24 | 31-24 | Hauschka 23-yd FG | 8:59 | 8-58 | 4:04 | 3-4-58 |
| 09/17/2017 | vs. San Francisco | 6-9 | 12-9 | 9-yd TD pass to Richardson | 7:13 | 10-82 | 4:30 | 3-5-23 |
| 10/29/2017 | vs. Houston | 34-38 | 41-38 | 18-yd TD pass to Graham | 0:26 | 3-80 | 1:18 | 3-3-85 |
| 09/30/2018 | at Arizona | 17-17 | 20-17 | Janikowski 52-yd FG | 0:04 | 7-31 | 1:50 | 2-3-15 |
| 11/15/2018 | vs. Green Bay | 20-24 | 27-24 | 15-yd TD pass to Dickerson | 5:11 | 7-75 | 3:15 | 4-5-73 |
| 11/25/2018 | at Dallas | 20-27 | 30-27 | Janikowski 31-yd FG | 0:04 | 7-45 | 1:40 | 2-4-48 |
| 09/08/2019 | vs. Cincinnati | 14-17 | 21-20 | 44-yd TD pass to Lockett | 15:00 | 4-64 | 2:08 | 2-2-69 |
| 10/03/2019 | vs. L.A. Rams | 24-29 | 30-29 | 5-yd TD pass to Carson | 2:34 | 12-75 | 6:51 | 2-4-17 |
| 10/13/2019 | at Cleveland | 25-28 | 32-28 | 1-yd TD run by Carson | 3:33 | 9-79 | 5:32 | 3-5-31 |
| 11/03/2019 | vs. Tampa Bay | 34-34 | 40-34 | 10-yd TD pass to Hollister | - | 10-75 | 3:38 | 5-9-70 |
| 11/11/2019 | at San Francisco | 24-24 | 27-24 | Myers 42-yd FG | 0:00 | 7-40 | 1:25 | 3-3-15 |
| 09/27/2020 | vs. Dallas | 30-31 | 38-31 | 29-yd TD pass to Metcalf | 1:55 | 8-75 | 2:12 | 4-6-66 |
| 10/11/2020 | vs. Minnesota | 21-26 | 27-26 | 6-yd TD pass to Metcalf | 0:20 | 13-94 | 1:42 | 4-12-77 |
| 01/03/2021 | at San Francisco | 19-23 | 26-23 | 4-yd TD pass to Lockett | 2:26 | 14-85 | 5:26 | 3-6-25 |
| 01/09/2022 | at Arizona | 24-24 | 38-30 | 4-yd TD run by R. Wilson | 13:22 | 3-10 | 1:45 | 0-0-0 |
| 09/18/2022 | vs. Houston | 6-9 | 16-9 | 22-yd TD pass to Saubert | 12:42 | 6-62 | 3:56 | 3-3-62 |
| 09/25/2022 | vs. San Francisco | 5-10 | 11-10 | 1-yd TD run by Gordon | 4:13 | 12-80 | 6:04 | 5-7-58 |
| 10/30/2022 | at Jacksonville | 14-17 | 21-17 | 2-yd TD run by Murray | 1:47 | 7-80 | 2:11 | 1-2-47 |
| 10/01/2023 | at Chicago | 28-28 | 31-28 | Lutz 51-yd FG | 1:46 | 5-48 | 1:06 | 1-2-48 |
| 10/22/2023 | vs. Green Bay | 16-17 | 19-17 | Lutz 52-yd FG | 3:50 | 9-41 | 4:41 | 3-4-28 |
| 11/13/2023 | at Buffalo | 21-22 | 24-22 | Lutz 36-yd FG | 0:00 | 10-57 | 1:55 | 3-4-22 |
| 11/19/2023 | vs. Minnesota | 15-20 | 21-20 | 15-yd TD pass to Sutton | 1:03 | 10-75 | 2:14 | 6-8-68 |

- final play of overtime

2024 GAME-BY-GAME REGULAR-SEASON STATISTICS (STEELERS)

| DATE | OPPONENT | P/S | PASSING | | | | | | | | | | | RUSHING | | | | W/L | SCORE | | |
|-------------|------------|-----|------------------|-----|-----|-----|-----|-----|----|-----|----|-------|------|---------|-----|----|----|-----|-------|-----|--|
| | | | ATT | CMP | YDS | PCT | Y/A | Y/C | TD | INT | LG | SK/YD | RATE | ATT | YDS | LG | TD | | | | |
| 09/08 | at Falcons | | ON INACTIVE LIST | | | | | | | | | | | | | | | W | 18-10 | | |
| 2024 TOTALS | | 0-0 | 0 | 0 | 0 | 0.0 | 0.0 | 0.0 | 0 | 0 | 0 | 0 | 0 | 0 | 0 | 0 | 0 | 0 | 0 | 1-0 | |

2023 GAME-BY-GAME REGULAR-SEASON STATISTICS (BRONCOS)

| DATE | OPPONENT | P/S | PASSING | | | | | | | | | | | RUSHING | | | | W/L | SCORE |
|-------------|-------------|-------|---------------------------|-----|-------|------|-----|------|----|-----|-----|--------|-------|---------|-----|----|----|-----|-------|
| | | | ATT | CMP | YDS | PCT | Y/A | Y/C | TD | INT | LG | SK/YD | RATE | ATT | YDS | LG | TD | | |
| 09/10 | Raiders | S | 34 | 27 | 177 | 79.4 | 5.2 | 6.6 | 2 | 0 | 21 | 2/11 | 108.0 | 1 | 1 | 1 | 0 | L | 16-17 |
| 09/17 | Commanders | S | 32 | 18 | 308 | 56.3 | 9.6 | 17.1 | 3 | 1 | 60t | 7/31 | 107.3 | 6 | 56 | 15 | 0 | L | 33-35 |
| 09/24 | at Dolphins | S | 38 | 23 | 306 | 60.5 | 8.1 | 13.3 | 1 | 1 | 46 | 1/12 | 83.9 | 0 | 0 | 0 | 0 | L | 20-70 |
| 10/01 | at Bears | S | 28 | 21 | 223 | 75.0 | 8.0 | 10.6 | 3 | 0 | 48 | 1/9 | 133.5 | 4 | 13 | 10 | 0 | W | 31-28 |
| 10/08 | Jets | S | 31 | 20 | 196 | 64.5 | 6.3 | 9.8 | 2 | 0 | 29 | 4/27 | 103.7 | 7 | 49 | 21 | 0 | L | 21-31 |
| 10/12 | at Chiefs | S | 22 | 13 | 95 | 59.1 | 4.3 | 7.3 | 1 | 2 | 21 | 4/13 | 46.6 | 4 | 31 | 12 | 0 | L | 8-19 |
| 10/22 | Packers | S | 29 | 20 | 194 | 69.0 | 6.7 | 9.7 | 1 | 0 | 33 | 1/0 | 98.9 | 1 | 21 | 21 | 0 | W | 19-17 |
| 10/29 | Chiefs | S | 19 | 12 | 114 | 63.2 | 6.0 | 9.5 | 3 | 0 | 39 | 6/27 | 119.3 | 8 | 30 | 8 | 0 | W | 24-9 |
| 11/13 | at Bills | S | 29 | 24 | 193 | 82.8 | 6.7 | 8.0 | 2 | 0 | 30 | 4/15 | 117.4 | 9 | 30 | 10 | 0 | W | 24-22 |
| 11/19 | Vikings | S | 35 | 27 | 259 | 77.1 | 7.4 | 9.6 | 1 | 0 | 33 | 2/10 | 106.7 | 2 | 1 | 2 | 0 | W | 21-20 |
| 11/26 | Browns | S | 22 | 13 | 134 | 59.1 | 6.1 | 10.3 | 1 | 0 | 31 | 1/9 | 91.9 | 11 | 34 | 19 | 1 | W | 29-12 |
| 12/03 | at Texans | S | 26 | 15 | 186 | 57.7 | 7.2 | 12.4 | 1 | 3 | 45t | 3/22 | 53.2 | 10 | 44 | 11 | 1 | L | 17-22 |
| 12/10 | at Chargers | S | 33 | 21 | 224 | 63.6 | 6.8 | 10.7 | 2 | 1 | 46t | 2/8 | 91.0 | 6 | 5 | 7 | 0 | W | 24-7 |
| 12/16 | at Lions | S | 32 | 18 | 223 | 56.3 | 7.0 | 12.4 | 1 | 0 | 40 | 2/19 | 88.4 | 7 | 6 | 2 | 1 | L | 17-42 |
| 12/24 | Patriots | S | 37 | 25 | 238 | 67.6 | 6.4 | 9.5 | 2 | 0 | 47 | 5/45 | 103.2 | 4 | 20 | 14 | 0 | L | 23-26 |
| 12/31 | Chargers | | DID NOT PLAY (NON-INJURY) | | | | | | | | | | | | | | | W | 16-9 |
| 01/07 | at Raiders | | DID NOT PLAY (NON-INJURY) | | | | | | | | | | | | | | | L | 14-27 |
| 2023 TOTALS | | 15-15 | 447 | 297 | 3,070 | 66.4 | 6.9 | 10.3 | 26 | 8 | 60t | 45/258 | 98.0 | 80 | 341 | 21 | 3 | 8-9 | |

2022 GAME-BY-GAME REGULAR-SEASON STATISTICS (BRONCOS)

| DATE | OPPONENT | P/S | PASSING | | | | | | | | | | | | | RUSHING | | | | W/L | SCORE |
|-------------|-------------|-------|------------------|-----|-------|------|------|------|----|-----|-----|--------|-------|-----|-----|---------|----|------|--------|-----|-------|
| | | | ATT | CMP | YDS | PCT | Y/A | Y/C | TD | INT | LG | SK/YD | RATE | ATT | YDS | LG | TD | | | | |
| 09/12 | at Seahawks | S | 42 | 29 | 340 | 69.0 | 8.1 | 11.7 | 1 | 0 | 67t | 2/10 | 101.3 | 1 | 2 | 2 | 0 | L | 16-17 | | |
| 09/18 | Texans | S | 31 | 14 | 219 | 45.2 | 7.1 | 15.6 | 1 | 1 | 35 | 3/18 | 66.5 | 2 | 3 | 4 | 0 | W | 16-9 | | |
| 09/25 | 49ers | S | 33 | 20 | 184 | 60.6 | 5.6 | 9.2 | 0 | 0 | 34 | 4/24 | 75.8 | 6 | 17 | 12 | 0 | W | 11-10 | | |
| 10/02 | at Raiders | S | 25 | 17 | 237 | 68.4 | 9.5 | 13.9 | 2 | 0 | 55 | 3/23 | 124.9 | 4 | 29 | 13 | 1 | L | 23-32 | | |
| 10/06 | Colts | S | 39 | 21 | 274 | 53.8 | 7.0 | 13.0 | 0 | 2 | 51 | 4/24 | 54.9 | 4 | 22 | 18 | 0 | L | 9-12+ | | |
| 10/17 | at Chargers | S | 28 | 15 | 188 | 53.6 | 6.7 | 12.5 | 1 | 0 | 47 | 4/28 | 86.6 | 4 | 23 | 10 | 0 | L | 16-19+ | | |
| 10/23 | Jets | | ON INACTIVE LIST | | | | | | | | | | | | | | | | | | |
| 10/30 | at Jaguars | S | 30 | 18 | 252 | 60.0 | 8.4 | 14.0 | 1 | 1 | 47 | 3/22 | 84.3 | 4 | 17 | 10 | 0 | W | 21-17 | | |
| 11/13 | at Titans | S | 42 | 21 | 286 | 50.0 | 6.8 | 13.6 | 1 | 1 | 66t | 6/38 | 70.1 | 7 | 8 | 9 | 0 | L | 10-17 | | |
| 11/20 | Raiders | S | 31 | 24 | 247 | 77.4 | 8.0 | 10.3 | 0 | 0 | 32 | 3/21 | 99.8 | 1 | 8 | 8 | 0 | L | 16-22+ | | |
| 11/27 | at Panthers | S | 35 | 19 | 142 | 54.3 | 4.1 | 7.5 | 1 | 0 | 22 | 3/17 | 73.7 | 2 | 8 | 6 | 0 | L | 10-23 | | |
| 12/04 | at Ravens | S | 22 | 17 | 189 | 77.3 | 8.6 | 11.1 | 0 | 0 | 40 | 4/32 | 81.2 | 2 | 21 | 17 | 0 | L | 9-10 | | |
| 12/11 | Chiefs | S | 36 | 23 | 247 | 63.9 | 6.9 | 10.7 | 3 | 1 | 66t | 6/49 | 100.1 | 4 | 57 | 19 | 0 | L | 28-34 | | |
| 12/18 | Cardinals | | INACTIVE | | | | | | | | | | | | | | | | | | |
| 12/25 | at Rams | S | 27 | 15 | 214 | 55.6 | 7.9 | 14.3 | 1 | 3 | 36 | 6/40 | 54.2 | 2 | 17 | 15 | 0 | L | 14-51 | | |
| 01/01 | at Chiefs | S | 38 | 26 | 222 | 68.4 | 5.8 | 8.5 | 1 | 1 | 27 | 4/32 | 81.2 | 4 | 27 | 16t | 2 | L | 24-27 | | |
| 01/08 | Chargers | S | 24 | 13 | 283 | 54.2 | 11.8 | 21.8 | 3 | 1 | 57 | 2/17 | 118.6 | 8 | 18 | 6 | 0 | W | 31-28 | | |
| 2022 TOTALS | | 15-15 | 483 | 292 | 3,524 | 60.5 | 7.3 | 12.1 | 16 | 11 | 67T | 55/368 | 84.4 | 55 | 277 | 19 | 3 | 5-12 | | | |

+ - Overtime

2021 GAME-BY-GAME REGULAR-SEASON STATISTICS (SEAHAWKS)

| DATE | OPPONENT | P/S | PASSING | | | | | | | | | | | | | RUSHING | | | | W/L | SCORE |
|-------------|------------------|-------|-----------------|-----|-------|------|------|------|----|-----|-----|--------|-------|-----|-----|---------|----|------|--------|-----|-------|
| | | | ATT | CMP | YDS | PCT | Y/A | Y/C | TD | INT | LG | SK/YD | RATE | ATT | YDS | LG | TD | | | | |
| 09/12 | at Colts | S | 23 | 18 | 254 | 78.3 | 11.0 | 14.1 | 4 | 0 | 69t | 3/13 | 152.3 | 5 | 9 | 11 | 0 | W | 28-16 | | |
| 09/19 | Titans | S | 31 | 22 | 343 | 71.0 | 11.1 | 15.6 | 2 | 0 | 68t | 3/23 | 128.8 | 3 | 16 | 12 | 0 | L | 30-33+ | | |
| 09/26 | at Vikings | S | 32 | 23 | 298 | 71.9 | 9.3 | 13.0 | 1 | 0 | 39 | 2/15 | 111.2 | 3 | 7 | 4 | 0 | L | 17-30 | | |
| 10/03 | at 49ers | S | 23 | 16 | 149 | 69.6 | 6.5 | 9.3 | 2 | 0 | 28 | 3/20 | 116.0 | 4 | 26 | 16t | 1 | W | 28-21 | | |
| 10/07 | Rams | S | 16 | 11 | 152 | 68.8 | 9.5 | 13.8 | 1 | 1 | 29 | 2/21 | 93.8 | 2 | 10 | 7 | 0 | L | 17-26 | | |
| 10/17 | at Steelers | | INJURED RESERVE | | | | | | | | | | | | | | | | | | |
| 10/25 | Saints | | INJURED RESERVE | | | | | | | | | | | | | | | | | | |
| 10/31 | Jaguars | | INJURED RESERVE | | | | | | | | | | | | | | | | | | |
| 11/14 | at Packers | S | 40 | 20 | 161 | 50.0 | 4.0 | 8.1 | 0 | 2 | 28 | 3/28 | 39.7 | 5 | 32 | 12 | 0 | L | 0-17 | | |
| 11/21 | Cardinals | S | 26 | 14 | 207 | 53.8 | 8.0 | 14.8 | 0 | 0 | 48 | 4/27 | 80.1 | 2 | 2 | 2 | 0 | L | 13-23 | | |
| 11/29 | at Football Team | S | 31 | 20 | 247 | 64.5 | 8.0 | 12.4 | 2 | 0 | 55 | 2/14 | 110.6 | 2 | 16 | 12 | 0 | L | 15-17 | | |
| 12/05 | 49ers | S | 37 | 30 | 231 | 81.1 | 6.2 | 7.7 | 2 | 1 | 33 | 4/50 | 99.4 | 3 | 15 | 12 | 0 | W | 30-23 | | |
| 12/12 | at Texans | S | 28 | 17 | 260 | 60.7 | 9.3 | 15.3 | 2 | 0 | 55t | 0/0 | 115.2 | 2 | 8 | 8 | 0 | W | 33-13 | | |
| 12/21 | at Rams | S | 31 | 17 | 156 | 54.8 | 5.0 | 9.2 | 0 | 1 | 34 | 3/22 | 55.3 | 0 | 0 | 0 | 0 | L | 10-20 | | |
| 12/26 | Bears | S | 27 | 16 | 181 | 59.3 | 6.7 | 11.3 | 2 | 0 | 41t | 2/20 | 104.1 | 2 | 13 | 10 | 0 | L | 24-25 | | |
| 01/02 | Lions | S | 29 | 20 | 236 | 69.0 | 8.1 | 11.8 | 4 | 0 | 58 | 1/4 | 133.0 | 6 | 24 | 17 | 0 | W | 51-29 | | |
| 01/09 | at Cardinals | S | 26 | 15 | 238 | 57.7 | 9.2 | 15.9 | 3 | 1 | 43t | 1/9 | 110.7 | 4 | 5 | 4t | 1 | W | 38-30 | | |
| 2021 TOTALS | | 14-14 | 400 | 259 | 3,113 | 64.8 | 7.8 | 12.0 | 25 | 6 | 69T | 33/266 | 103.1 | 43 | 183 | 17 | 2 | 7-10 | | | |

+ - Overtime

2020 GAME-BY-GAME REGULAR-SEASON STATISTICS (SEAHAWKS)

| DATE | OPPONENT | P/S | PASSING | | | | | | | | | | | | | RUSHING | | | | W/L | SCORE |
|-------------|------------------|-------|---------|-----|-------|------|------|------|----|-----|-----|--------|-------|-----|-----|---------|----|------|--------|-----|-------|
| | | | ATT | CMP | YDS | PCT | Y/A | Y/C | TD | INT | LG | SK/YD | RATE | ATT | YDS | LG | TD | | | | |
| 09/13 | at Falcons | S | 35 | 31 | 322 | 88.6 | 9.2 | 10.4 | 4 | 0 | 38t | 3/23 | 143.1 | 3 | 29 | 28 | 0 | W | 38-25 | | |
| 09/20 | Patriots | S | 28 | 21 | 288 | 75.0 | 10.3 | 13.7 | 5 | 1 | 54t | 2/13 | 132.1 | 5 | 39 | 21 | 0 | W | 35-30 | | |
| 09/27 | Cowboys | S | 40 | 27 | 315 | 67.5 | 7.9 | 11.7 | 5 | 0 | 62 | 4/20 | 130.7 | 6 | 22 | 13 | 0 | W | 38-31 | | |
| 10/04 | at Dolphins | S | 34 | 24 | 360 | 70.6 | 10.6 | 15.0 | 2 | 1 | 57 | 2/17 | 112.4 | 4 | 5 | 8 | 0 | W | 31-23 | | |
| 10/11 | Vikings | S | 32 | 20 | 217 | 62.5 | 6.8 | 10.9 | 3 | 1 | 39 | 4/27 | 100.7 | 5 | 58 | 19 | 0 | W | 27-26 | | |
| 10/25 | at Cardinals | S | 50 | 33 | 388 | 66.0 | 7.8 | 11.8 | 3 | 3 | 47t | 2/16 | 84.4 | 6 | 84 | 34 | 0 | L | 34-37+ | | |
| 11/01 | 49ers | S | 37 | 27 | 261 | 73.0 | 7.1 | 9.7 | 4 | 0 | 46t | 2/12 | 128.3 | 6 | 23 | 21 | 0 | W | 37-27 | | |
| 11/08 | at Bills | S | 41 | 28 | 390 | 68.3 | 9.5 | 13.9 | 2 | 2 | 55t | 5/28 | 94.6 | 2 | 5 | 4 | 1 | L | 34-44 | | |
| 11/15 | at Rams | S | 37 | 22 | 248 | 59.5 | 6.7 | 11.3 | 0 | 2 | 39 | 6/28 | 57.0 | 8 | 60 | 15 | 0 | L | 16-23 | | |
| 11/19 | Cardinals | S | 28 | 23 | 197 | 82.1 | 7.0 | 8.6 | 2 | 0 | 25t | 3/15 | 119.8 | 10 | 42 | 10 | 0 | W | 28-21 | | |
| 11/30 | at Eagles | S | 31 | 22 | 230 | 71.0 | 7.4 | 10.5 | 1 | 0 | 52 | 2/5 | 102.9 | 6 | 12 | 10 | 0 | W | 23-17 | | |
| 12/06 | Giants | S | 43 | 27 | 263 | 62.8 | 6.1 | 9.7 | 1 | 1 | 28t | 5/47 | 78.0 | 7 | 45 | 19 | 0 | L | 12-17 | | |
| 12/13 | Jets | S | 27 | 21 | 206 | 77.8 | 7.6 | 9.8 | 4 | 1 | 20 | 0/0 | 122.6 | 1 | -1 | -1 | 0 | W | 40-3 | | |
| 12/20 | at Football Team | S | 27 | 18 | 121 | 66.7 | 4.5 | 6.7 | 1 | 1 | 15 | 0/0 | 73.2 | 6 | 52 | 38 | 0 | W | 20-15 | | |
| 12/27 | Rams | S | 32 | 20 | 225 | 62.5 | 7.0 | 11.3 | 1 | 0 | 45 | 5/28 | 93.9 | 3 | 9 | 6 | 1 | W | 20-9 | | |
| 01/03 | at 49ers | S | 36 | 20 | 181 | 55.6 | 5.0 | 9.1 | 2 | 0 | 29 | 2/22 | 87.8 | 5 | 29 | 16 | 0 | W | 26-23 | | |
| 2020 TOTALS | | 16-16 | 558 | 384 | 4,212 | 68.8 | 7.5 | 11.0 | 40 | 13 | 62 | 47/301 | 105.1 | 83 | 513 | 38 | 2 | 12-4 | | | |

+ - Overtime

2019 GAME-BY-GAME REGULAR-SEASON STATISTICS (SEAHAWKS)

| DATE | OPPONENT | P/S | PASSING | | | | | | | | | | | RUSHING | | | | | W/L | SCORE |
|-------------|--------------|-------|---------|-----|-------|------|------|------|----|-----|-----|--------|-------|---------|-----|-----|----|------|--------|-------|
| | | | ATT | CMP | YDS | PCT | Y/A | Y/C | TD | INT | LG | SK/YD | RATE | ATT | YDS | LG | TD | | | |
| 09/08 | Bengals | S | 20 | 14 | 195 | 70.0 | 9.8 | 13.9 | 2 | 0 | 44t | 4/35 | 134.4 | 4 | 8 | 5 | 0 | W | 21-20 | |
| 09/15 | at Steelers | S | 35 | 29 | 300 | 82.9 | 8.6 | 10.3 | 3 | 0 | 30 | 4/26 | 131.0 | 6 | 22 | 15 | 0 | W | 28-26 | |
| 09/22 | Saints | S | 50 | 32 | 406 | 64.0 | 8.1 | 12.7 | 2 | 0 | 54 | 0/10 | 102.6 | 7 | 51 | 18 | 2 | L | 27-33 | |
| 09/29 | at Cardinals | S | 28 | 22 | 240 | 78.6 | 8.6 | 10.9 | 1 | 0 | 32 | 4/15 | 114.3 | 2 | 7 | 5 | 0 | W | 27-10 | |
| 10/03 | Rams | S | 23 | 17 | 268 | 73.9 | 11.7 | 15.8 | 4 | 0 | 40t | 1/6 | 151.8 | 8 | 32 | 12 | 0 | W | 30-29 | |
| 10/13 | at Browns | S | 33 | 23 | 295 | 69.7 | 8.9 | 12.8 | 2 | 0 | 30 | 3/11 | 117.6 | 9 | 31 | 16t | 1 | W | 32-28 | |
| 10/20 | Ravens | S | 41 | 20 | 241 | 48.8 | 5.9 | 12.1 | 1 | 1 | 48 | 1/0 | 65.2 | 3 | 27 | 11 | 0 | L | 16-30 | |
| 10/27 | at Falcons | S | 20 | 14 | 182 | 70.0 | 9.1 | 13.0 | 2 | 0 | 23 | 2/11 | 131.7 | 4 | 4 | 5 | 0 | W | 27-20 | |
| 11/03 | Buccaneers | S | 43 | 29 | 378 | 67.4 | 8.8 | 13.0 | 5 | 0 | 53t | 3/31 | 133.7 | 1 | 21 | 21 | 0 | W | 40-34+ | |
| 11/11 | at 49ers | S | 34 | 24 | 232 | 70.6 | 6.8 | 9.7 | 1 | 1 | 28 | 5/43 | 86.9 | 6 | 53 | 18 | 0 | W | 27-24+ | |
| 11/24 | at Eagles | S | 25 | 13 | 200 | 52.0 | 8.0 | 15.4 | 1 | 1 | 38 | 6/26 | 75.4 | 3 | 15 | 16 | 0 | W | 17-9 | |
| 12/02 | Vikings | S | 31 | 21 | 240 | 67.7 | 7.7 | 11.4 | 2 | 1 | 60t | 2/14 | 98.9 | 4 | 13 | 7 | 0 | W | 37-30 | |
| 12/08 | at Rams | S | 36 | 22 | 245 | 61.1 | 6.8 | 11.1 | 0 | 1 | 35 | 5/43 | 69.8 | 5 | 28 | 17 | 0 | L | 12-28 | |
| 12/15 | at Panthers | S | 26 | 20 | 286 | 76.9 | 11.0 | 14.3 | 2 | 0 | 58 | 2/12 | 137.7 | 3 | -1 | 1 | 0 | W | 30-24 | |
| 12/22 | Cardinals | S | 31 | 16 | 169 | 51.6 | 5.5 | 10.6 | 1 | 0 | 23 | 5/36 | 78.6 | 2 | 2 | 6 | 0 | L | 13-27 | |
| 12/29 | 49ers | S | 40 | 25 | 233 | 62.5 | 5.8 | 9.3 | 2 | 0 | 24 | 1/10 | 95.1 | 8 | 29 | 5 | 0 | L | 21-26 | |
| 2019 TOTALS | | 16-16 | 516 | 341 | 4,110 | 66.1 | 8.0 | 12.1 | 31 | 5 | 60T | 48/319 | 106.3 | 75 | 342 | 21 | 3 | 11-5 | | |

+ - Overtime

2018 GAME-BY-GAME REGULAR-SEASON STATISTICS (SEAHAWKS)

| DATE | OPPONENT | P/S | PASSING | | | | | | | | | | | RUSHING | | | | | W/L | SCORE |
|-------------|--------------|-------|---------|-----|-------|------|------|------|----|-----|-----|--------|-------|---------|-----|----|----|------|--------|-------|
| | | | ATT | CMP | YDS | PCT | Y/A | Y/C | TD | INT | LG | SK/YD | RATE | ATT | YDS | LG | TD | | | |
| 09/09 | at Broncos | S | 33 | 19 | 298 | 57.6 | 9.0 | 15.7 | 3 | 2 | 66 | 6/56 | 92.7 | 2 | 5 | 5 | 0 | L | 24-27 | |
| 09/17 | at Bears | S | 36 | 22 | 226 | 61.1 | 6.3 | 10.3 | 2 | 1 | 34 | 6/24 | 86.1 | 3 | 17 | 9 | 0 | L | 17-24 | |
| 09/23 | Cowboys | S | 26 | 16 | 192 | 61.5 | 7.4 | 12.0 | 2 | 0 | 52t | 2/10 | 109.8 | 2 | -1 | 0 | 0 | W | 24-13 | |
| 09/30 | at Cardinals | S | 26 | 19 | 172 | 73.1 | 6.6 | 9.1 | 0 | 0 | 30 | 2/12 | 90.5 | 4 | 21 | 10 | 0 | W | 20-17 | |
| 10/07 | Rams | S | 21 | 13 | 198 | 61.9 | 9.4 | 15.2 | 3 | 0 | 44 | 2/15 | 132.5 | 0 | 0 | 0 | 0 | L | 31-33 | |
| 10/14 | at Raiders | S | 23 | 17 | 222 | 73.9 | 9.7 | 13.1 | 3 | 1 | 42 | 1/8 | 125.4 | 6 | 20 | 9 | 0 | W | 27-3 | |
| 10/28 | at Lions | S | 17 | 14 | 248 | 82.4 | 14.6 | 17.7 | 3 | 0 | 45 | 2/11 | 158.3 | 2 | 15 | 11 | 0 | W | 28-14 | |
| 11/04 | Chargers | S | 39 | 26 | 235 | 66.7 | 6.0 | 9.0 | 2 | 1 | 42 | 4/33 | 89.2 | 5 | 41 | 16 | 0 | L | 17-25 | |
| 11/11 | at Rams | S | 26 | 17 | 176 | 65.4 | 6.8 | 10.4 | 3 | 0 | 29 | 4/35 | 123.2 | 9 | 92 | 21 | 0 | L | 31-36 | |
| 11/15 | Packers | S | 31 | 21 | 225 | 67.7 | 7.3 | 10.7 | 2 | 0 | 34 | 3/20 | 110.3 | 5 | 17 | 12 | 0 | W | 27-24 | |
| 11/25 | at Panthers | S | 31 | 22 | 339 | 71.0 | 10.9 | 15.4 | 2 | 0 | 54 | 2/17 | 128.3 | 3 | 4 | 7 | 0 | W | 30-27 | |
| 12/02 | 49ers | S | 17 | 11 | 185 | 64.7 | 10.9 | 16.8 | 4 | 0 | 52t | 3/22 | 140.9 | 4 | 14 | 7 | 0 | W | 43-16 | |
| 12/10 | Vikings | S | 20 | 10 | 72 | 50.0 | 3.6 | 7.2 | 0 | 1 | 14 | 2/12 | 37.9 | 7 | 61 | 40 | 0 | W | 21-7 | |
| 12/16 | at 49ers | S | 31 | 23 | 237 | 74.2 | 7.6 | 10.3 | 2 | 0 | 35t | 3/20 | 117.3 | 5 | 15 | 5 | 0 | L | 23-26+ | |
| 12/23 | Chiefs | S | 29 | 18 | 271 | 62.1 | 9.3 | 15.1 | 3 | 0 | 45 | 3/17 | 127.2 | 8 | 57 | 26 | 0 | W | 38-31 | |
| 12/30 | Cardinals | S | 21 | 12 | 152 | 57.1 | 7.2 | 12.7 | 1 | 1 | 37 | 6/43 | 75.9 | 2 | -2 | 1 | 0 | W | 27-24 | |
| 2018 TOTALS | | 16-16 | 427 | 280 | 3,448 | 65.6 | 8.1 | 12.3 | 35 | 7 | 66 | 51/355 | 110.9 | 67 | 376 | 40 | 0 | 10-6 | | |

+ - Overtime

2017 GAME-BY-GAME REGULAR-SEASON STATISTICS (SEAHAWKS)

| DATE | OPPONENT | P/S | PASSING | | | | | | | | | | | RUSHING | | | | | W/L | SCORE |
|-------------|--------------|-------|---------|-----|-------|------|------|------|----|-----|-----|--------|-------|---------|-----|-----|----|-----|-------|-------|
| | | | ATT | CMP | YDS | PCT | Y/A | Y/C | TD | INT | LG | SK/YD | RATE | ATT | YDS | LG | TD | | | |
| 09/10 | at Packers | S | 27 | 14 | 158 | 51.9 | 5.9 | 11.3 | 0 | 0 | 34 | 3/23 | 69.7 | 2 | 40 | 29 | 0 | L | 9-17 | |
| 09/17 | 49ers | S | 35 | 23 | 198 | 59.0 | 5.1 | 8.6 | 1 | 0 | 22 | 3/17 | 80.9 | 12 | 34 | 11 | 0 | W | 12-9 | |
| 09/24 | at Titans | S | 49 | 29 | 373 | 59.2 | 7.6 | 12.9 | 4 | 0 | 46 | 1/9 | 110.3 | 7 | 26 | 11 | 0 | L | 27-33 | |
| 10/01 | Colts | S | 26 | 21 | 295 | 80.8 | 11.3 | 14.0 | 2 | 2 | 41 | 3/12 | 107.5 | 4 | 38 | 23t | 1 | W | 46-18 | |
| 10/08 | at Rams | S | 37 | 24 | 198 | 64.9 | 5.4 | 8.3 | 1 | 1 | 21 | 3/19 | 76.2 | 5 | 16 | 9 | 0 | W | 16-10 | |
| 10/22 | at Giants | S | 39 | 27 | 334 | 69.2 | 8.6 | 12.4 | 3 | 0 | 38t | 1/13 | 121.1 | 2 | 10 | 7 | 0 | W | 24-7 | |
| 10/29 | Texans | S | 41 | 26 | 452 | 63.4 | 11.0 | 17.4 | 4 | 1 | 66 | 2/6 | 123.2 | 4 | 30 | 21 | 0 | W | 41-38 | |
| 11/05 | Redskins | S | 45 | 24 | 297 | 53.3 | 6.6 | 12.4 | 2 | 2 | 30t | 2/8 | 70.3 | 10 | 77 | 13 | 0 | L | 14-17 | |
| 11/09 | at Cardinals | S | 32 | 22 | 238 | 68.8 | 7.4 | 10.8 | 2 | 0 | 54 | 5/26 | 111.2 | 5 | 19 | 10 | 0 | W | 22-16 | |
| 11/20 | Falcons | S | 42 | 26 | 258 | 61.9 | 6.1 | 9.9 | 2 | 1 | 29t | 3/30 | 85.2 | 7 | 86 | 17 | 1 | L | 31-34 | |
| 11/26 | at 49ers | S | 34 | 20 | 228 | 58.8 | 6.7 | 11.4 | 2 | 1 | 26 | 0/0 | 86.4 | 7 | 25 | 11 | 1 | W | 24-13 | |
| 12/03 | Eagles | S | 31 | 20 | 227 | 64.5 | 7.3 | 11.4 | 3 | 0 | 47 | 2/18 | 118.6 | 6 | 31 | 10 | 0 | W | 24-10 | |
| 12/10 | at Jaguars | S | 31 | 17 | 171 | 54.8 | 8.7 | 15.9 | 3 | 3 | 74 | 2/11 | 76.9 | 5 | 50 | 19 | 0 | L | 24-30 | |
| 12/17 | Rams | S | 30 | 14 | 142 | 46.7 | 4.7 | 10.1 | 1 | 0 | 26t | 7/71 | 71.8 | 5 | 39 | 15 | 0 | L | 7-42 | |
| 12/24 | at Cowboys | S | 21 | 14 | 93 | 66.7 | 4.4 | 6.6 | 2 | 0 | 20 | 3/33 | 107.8 | 9 | 29 | 14 | 0 | W | 21-12 | |
| 12/31 | Cardinals | S | 29 | 18 | 221 | 62.1 | 7.6 | 12.3 | 2 | 0 | 29t | 3/26 | 108.5 | 5 | 36 | 31 | 0 | L | 24-26 | |
| 2017 TOTALS | | 16-16 | 553 | 339 | 3,983 | 61.3 | 7.2 | 11.7 | 34 | 11 | 74T | 43/322 | 95.4 | 95 | 586 | 31 | 3 | 9-7 | | |

2016 GAME-BY-GAME REGULAR-SEASON STATISTICS (SEAHAWKS)

| DATE | OPPONENT | P/S | PASSING | | | | | | | | | | | RUSHING | | | | | W/L | SCORE |
|-------------|---------------|-------|---------|-----|-------|------|------|------|----|-----|-----|--------|-------|---------|-----|----|----|--------|-------|-------|
| | | | ATT | CMP | YDS | PCT | Y/A | Y/C | TD | INT | LG | SK/YD | RATE | ATT | YDS | LG | TD | | | |
| 09/11 | Dolphins | S | 43 | 27 | 258 | 62.8 | 6.0 | 9.6 | 1 | 1 | 24 | 3/18 | 77.5 | 4 | 16 | 9 | 0 | W | 12-10 | |
| 09/18 | at Rams | S | 35 | 22 | 254 | 62.9 | 7.3 | 11.5 | 0 | 0 | 53 | 2/15 | 84.7 | 5 | 14 | 8 | 0 | L | 3-9 | |
| 09/25 | 49ers | S | 23 | 15 | 243 | 65.2 | 10.6 | 16.2 | 1 | 0 | 59 | 2/17 | 114.9 | 1 | 3 | 3 | 0 | W | 37-18 | |
| 10/02 | at Jets | S | 32 | 23 | 309 | 71.9 | 9.7 | 13.4 | 3 | 0 | 42t | 2/21 | 133.5 | 5 | -5 | 2 | 0 | W | 27-17 | |
| 10/16 | Falcons | S | 37 | 25 | 270 | 67.6 | 7.3 | 10.8 | 0 | 0 | 25 | 1/9 | 88.8 | 6 | 7 | 6 | 0 | W | 26-24 | |
| 10/23 | at Cardinals | S | 37 | 24 | 225 | 64.9 | 6.1 | 9.4 | 0 | 0 | 31 | 1/20 | 81.5 | 1 | -2 | -2 | 0 | T | 6-6+ | |
| 10/30 | at Saints | S | 34 | 22 | 253 | 64.7 | 7.4 | 11.5 | 0 | 1 | 27 | 1/11 | 74.8 | 3 | 11 | 5 | 0 | L | 20-25 | |
| 11/07 | Bills | S | 26 | 20 | 282 | 76.9 | 10.8 | 14.1 | 2 | 0 | 50 | 4/37 | 137.0 | 3 | 10 | 8 | 1 | W | 31-25 | |
| 11/13 | at Patriots | S | 37 | 25 | 348 | 67.6 | 9.4 | 13.9 | 3 | 0 | 39 | 3/24 | 124.6 | 3 | 6 | 6 | 0 | W | 31-24 | |
| 11/20 | Eagles | S | 31 | 18 | 272 | 58.1 | 8.8 | 15.1 | 1 | 0 | 44 | 1/0 | 97.8 | 8 | 19 | 7 | 0 | W | 26-15 | |
| 11/27 | at Buccaneers | S | 33 | 17 | 151 | 51.5 | 4.6 | 8.9 | 0 | 2 | 21 | 6/33 | 38.8 | 8 | 80 | 17 | 0 | L | 5-14 | |
| 12/04 | Panthers | S | 36 | 26 | 277 | 72.2 | 7.7 | 10.7 | 1 | 1 | 40 | 3/21 | 92.0 | 3 | 29 | 18 | 0 | W | 40-7 | |
| 12/11 | at Packers | S | 39 | 22 | 240 | 56.4 | 6.2 | 10.9 | 1 | 5 | 31 | 3/22 | 43.7 | 4 | 19 | 8 | 0 | L | 10-38 | |
| 12/15 | Rams | S | 26 | 19 | 229 | 73.1 | 8.8 | 12.1 | 3 | 1 | 57t | 2/2 | 122.1 | 6 | 12 | 9 | 0 | W | 24-3 | |
| 12/24 | Cardinals | S | 45 | 29 | 350 | 64.4 | 7.8 | 12.1 | 4 | 0 | 42t | 6/37 | 117.8 | 10 | 36 | 15 | 0 | L | 31-34 | |
| 01/01 | at 49ers | S | 32 | 19 | 258 | 59.4 | 8.1 | 13.6 | 1 | 0 | 42 | 1/6 | 95.6 | 2 | 4 | 4 | 0 | W | 25-23 | |
| 2016 TOTALS | | 16-16 | 546 | 353 | 4,219 | 64.7 | 7.7 | 12.0 | 21 | 11 | 59 | 41/293 | 92.6 | 72 | 259 | 18 | 1 | 10-5-1 | | |

+ - Overtime

2015 GAME-BY-GAME REGULAR-SEASON STATISTICS (SEAHAWKS)

| DATE | OPPONENT | P/S | PASSING | | | | | | | | | | | RUSHING | | | | | W/L | SCORE |
|-------------|--------------|-----|---------|-----|-------|------|------|------|----|-----|-----|--------|-------|---------|-----|----|----|------|--------|-------|
| | | | ATT | CMP | YDS | PCT | Y/A | Y/C | TD | INT | LG | SK/YD | RATE | ATT | YDS | LG | TD | | | |
| 09/13 | at Rams | S | 41 | 32 | 251 | 78.0 | 6.1 | 7.8 | 1 | 1 | 23 | 6/32 | 90.1 | 8 | 31 | 10 | 0 | L | 31-34+ | |
| 09/20 | at Packers | S | 30 | 19 | 206 | 63.3 | 6.9 | 10.8 | 2 | 1 | 32 | 2/1 | 91.8 | 10 | 78 | 17 | 0 | L | 17-20 | |
| 09/27 | Bears | S | 30 | 20 | 235 | 66.7 | 7.8 | 11.8 | 1 | 0 | 30t | 4/23 | 101.4 | 6 | 28 | 13 | 0 | W | 26-0 | |
| 10/05 | Lions | S | 26 | 20 | 287 | 76.9 | 11.0 | 14.4 | 1 | 0 | 50 | 6/52 | 125.0 | 10 | 40 | 15 | 0 | W | 13-10 | |
| 10/11 | at Bengals | S | 23 | 15 | 213 | 65.2 | 9.3 | 14.2 | 1 | 1 | 46 | 4/12 | 91.4 | 3 | 21 | 9 | 0 | L | 24-27+ | |
| 10/18 | Panthers | S | 30 | 18 | 241 | 60.0 | 8.0 | 13.4 | 1 | 0 | 45 | 4/22 | 96.7 | 8 | 53 | 24 | 0 | L | 23-27 | |
| 10/22 | at 49ers | S | 24 | 18 | 235 | 75.0 | 9.8 | 13.1 | 1 | 2 | 43t | 5/23 | 84.5 | 7 | 20 | 9 | 0 | W | 20-3 | |
| 11/01 | at Cowboys | S | 30 | 19 | 210 | 63.3 | 7.0 | 11.1 | 1 | 1 | 22t | 0/0 | 81.2 | 6 | 32 | 10 | 0 | W | 13-12 | |
| 11/15 | Cardinals | S | 32 | 14 | 240 | 43.8 | 7.5 | 17.1 | 1 | 1 | 40 | 2/12 | 67.2 | 6 | 52 | 20 | 0 | L | 32-39 | |
| 11/22 | 49ers | S | 29 | 24 | 260 | 82.8 | 9.0 | 10.8 | 3 | 0 | 31t | 2/7 | 138.5 | 9 | 30 | 8 | 0 | W | 29-13 | |
| 11/29 | Steelers | S | 30 | 21 | 345 | 70.0 | 11.5 | 16.4 | 5 | 0 | 80t | 2/9 | 147.9 | 4 | 14 | 10 | 0 | W | 39-30 | |
| 12/06 | at Vikings | S | 27 | 21 | 274 | 77.8 | 10.1 | 13.0 | 3 | 0 | 53t | 1/8 | 146.0 | 9 | 51 | 14 | 1 | W | 38-7 | |
| 12/13 | at Ravens | S | 32 | 23 | 292 | 71.9 | 9.1 | 12.7 | 5 | 0 | 49t | 0/0 | 139.6 | 1 | 6 | 6 | 0 | W | 35-6 | |
| 12/20 | Browns | S | 30 | 21 | 249 | 70.0 | 8.3 | 11.9 | 3 | 0 | 39 | 2/8 | 128.3 | 5 | 46 | 16 | 0 | W | 30-13 | |
| 12/27 | Rams | S | 41 | 25 | 289 | 61.0 | 7.0 | 11.6 | 2 | 1 | 28 | 4/36 | 88.4 | 6 | 38 | 20 | 0 | L | 17-23 | |
| 01/03 | at Cardinals | S | 28 | 19 | 197 | 67.9 | 7.0 | 10.4 | 3 | 0 | 36 | 1/16 | 123.7 | 5 | 13 | 9 | 0 | W | 36-6 | |
| 2015 TOTALS | 16-16 | | 483 | 329 | 4,024 | 68.1 | 8.3 | 12.2 | 34 | 8 | 80T | 45/265 | 110.1 | 103 | 553 | 24 | 1 | 10-6 | | |

+ - Overtime

2014 GAME-BY-GAME REGULAR-SEASON STATISTICS (SEAHAWKS)

| DATE | OPPONENT | P/S | PASSING | | | | | | | | | | | RUSHING | | | | | W/L | SCORE |
|-------------|--------------|-----|---------|-----|-------|------|------|------|----|-----|-----|--------|-------|---------|-----|-----|----|------|--------|-------|
| | | | ATT | CMP | YDS | PCT | Y/A | Y/C | TD | INT | LG | SK/YD | RATE | ATT | YDS | LG | TD | | | |
| 09/04 | Packers | S | 28 | 19 | 191 | 67.9 | 6.8 | 10.1 | 2 | 0 | 32t | 1/0 | 110.9 | 7 | 29 | 13 | 0 | W | 36-16 | |
| 09/14 | at Chargers | S | 25 | 17 | 202 | 68.0 | 8.1 | 11.9 | 2 | 0 | 33t | 2/22 | 119.2 | 2 | 18 | 13 | 0 | L | 21-30 | |
| 09/21 | Broncos | S | 34 | 24 | 258 | 70.6 | 7.6 | 10.8 | 2 | 1 | 39t | 3/20 | 99.9 | 9 | 40 | 9 | 0 | W | 26-20+ | |
| 10/06 | at Redskins | S | 24 | 18 | 201 | 75.0 | 8.4 | 11.2 | 2 | 0 | 36 | 3/23 | 127.3 | 11 | 22 | 29 | 1 | W | 27-17 | |
| 10/12 | Cowboys | S | 28 | 14 | 126 | 50.0 | 4.5 | 9.0 | 0 | 1 | 53 | 2/0 | 47.6 | 2 | 12 | 9t | 1 | L | 23-30 | |
| 10/19 | at Rams | S | 36 | 23 | 313 | 63.9 | 8.7 | 13.6 | 2 | 0 | 49 | 3/21 | 110.1 | 7 | 106 | 52 | 1 | L | 26-28 | |
| 10/26 | at Panthers | S | 32 | 20 | 199 | 62.5 | 6.2 | 10.0 | 1 | 1 | 23t | 1/8 | 77.5 | 6 | 35 | 15 | 0 | W | 13-9 | |
| 11/02 | Raiders | S | 35 | 17 | 179 | 48.6 | 5.1 | 10.5 | 0 | 0 | 39 | 1/2 | 60.9 | 8 | 31 | 19 | 0 | W | 30-24 | |
| 11/09 | Giants | S | 17 | 10 | 172 | 58.8 | 10.1 | 17.2 | 0 | 2 | 60 | 2/12 | 93.7 | 14 | 107 | 26 | 1 | W | 38-17 | |
| 11/16 | at Chiefs | S | 32 | 20 | 178 | 62.5 | 5.6 | 8.9 | 2 | 0 | 27 | 2/10 | 58.2 | 8 | 71 | 14 | 0 | L | 20-24 | |
| 11/23 | Cardinals | S | 22 | 17 | 211 | 77.3 | 9.6 | 12.4 | 1 | 0 | 48 | 7/42 | 121.6 | 10 | 73 | 40 | 0 | W | 19-3 | |
| 11/27 | at 49ers | S | 22 | 15 | 236 | 68.2 | 10.7 | 15.7 | 1 | 0 | 63 | 4/14 | 118.8 | 7 | 35 | 12 | 0 | W | 19-3 | |
| 12/07 | at Eagles | S | 37 | 22 | 263 | 59.5 | 7.1 | 12.0 | 2 | 0 | 25 | 2/11 | 99.3 | 10 | 48 | 26t | 1 | W | 24-14 | |
| 12/14 | 49ers | S | 24 | 12 | 168 | 50.0 | 7.0 | 14.0 | 1 | 1 | 47 | 5/30 | 69.4 | 5 | 27 | 19 | 0 | W | 17-7 | |
| 12/21 | at Cardinals | S | 31 | 20 | 339 | 64.5 | 10.9 | 17.0 | 2 | 0 | 80t | 1/10 | 122.9 | 6 | 88 | 55 | 1 | W | 35-6 | |
| 12/28 | Rams | S | 25 | 17 | 239 | 68.0 | 9.6 | 14.1 | 0 | 1 | 38 | 3/17 | 119.9 | 6 | 7 | 6 | 0 | W | 20-6 | |
| 2014 TOTALS | 16-16 | | 452 | 285 | 3,475 | 63.1 | 7.7 | 12.2 | 20 | 7 | 80T | 42/242 | 95.0 | 118 | 849 | 55 | 6 | 12-4 | | |

+ - Overtime

2013 GAME-BY-GAME REGULAR-SEASON STATISTICS (SEAHAWKS)

| DATE | OPPONENT | P/S | PASSING | | | | | | | | | | | RUSHING | | | | | W/L | SCORE |
|-------------|--------------|-----|---------|-----|-------|------|------|------|----|-----|-----|--------|-------|---------|-----|----|----|------|--------|-------|
| | | | ATT | CMP | YDS | PCT | Y/A | Y/C | TD | INT | LG | SK/YD | RATE | ATT | YDS | LG | TD | | | |
| 09/08 | at Panthers | S | 33 | 25 | 320 | 75.8 | 9.7 | 12.8 | 1 | 0 | 43t | 2/20 | 115.7 | 5 | 7 | 7 | 0 | W | 12-7 | |
| 09/15 | 49ers | S | 19 | 8 | 142 | 42.1 | 7.5 | 17.8 | 1 | 1 | 51 | 4/24 | 63.9 | 10 | 33 | 11 | 0 | W | 29-3 | |
| 09/22 | Jaguars | S | 21 | 14 | 202 | 66.7 | 9.6 | 14.4 | 4 | 1 | 30 | 2/8 | 117.5 | 2 | 14 | 10 | 0 | W | 45-17 | |
| 09/29 | at Texans | S | 23 | 12 | 123 | 52.2 | 5.3 | 10.3 | 0 | 1 | 24 | 5/32 | 49.7 | 10 | 77 | 25 | 0 | W | 23-20+ | |
| 10/06 | at Colts | S | 31 | 15 | 210 | 48.4 | 6.8 | 14.0 | 2 | 1 | 28t | 2/5 | 78.7 | 13 | 102 | 22 | 0 | L | 28-34 | |
| 10/13 | Titans | S | 31 | 23 | 257 | 74.2 | 8.3 | 11.2 | 0 | 0 | 55 | 2/4 | 98.5 | 10 | 61 | 23 | 0 | W | 20-13 | |
| 10/17 | at Cardinals | S | 29 | 18 | 235 | 62.1 | 8.1 | 13.1 | 3 | 0 | 32 | 3/26 | 122.1 | 8 | 29 | 11 | 0 | W | 34-22 | |
| 10/28 | at Rams | S | 18 | 10 | 139 | 55.6 | 7.7 | 13.9 | 2 | 0 | 80t | 7/48 | 117.6 | 3 | 16 | 17 | 0 | W | 14-9 | |
| 11/03 | Buccaneers | S | 26 | 19 | 217 | 73.1 | 8.3 | 11.4 | 2 | 2 | 28 | 0/0 | 91.3 | 6 | 36 | 16 | 1 | W | 27-24+ | |
| 11/10 | at Falcons | S | 26 | 19 | 287 | 73.1 | 11.0 | 15.1 | 2 | 0 | 46 | 1/8 | 134.6 | 3 | 20 | 10 | 0 | W | 33-10 | |
| 11/17 | Vikings | S | 18 | 13 | 230 | 72.2 | 12.8 | 17.7 | 2 | 0 | 44 | 1/6 | 151.4 | 2 | 14 | 12 | 0 | W | 41-20 | |
| 12/02 | Saints | S | 30 | 22 | 310 | 73.3 | 10.3 | 14.1 | 3 | 0 | 60 | 1/8 | 139.6 | 8 | 47 | 15 | 0 | W | 34-7 | |
| 12/08 | at 49ers | S | 25 | 15 | 199 | 60.0 | 8.0 | 13.3 | 1 | 1 | 39t | 2/21 | 81.9 | 1 | 2 | 2 | 0 | L | 17-19 | |
| 12/15 | at Giants | S | 27 | 18 | 206 | 66.7 | 7.6 | 11.4 | 1 | 1 | 30 | 4/29 | 86.3 | 8 | 50 | 16 | 0 | W | 23-0 | |
| 12/22 | Cardinals | S | 27 | 11 | 108 | 40.7 | 4.0 | 9.8 | 1 | 1 | 28 | 4/19 | 49.6 | 2 | 32 | 27 | 0 | L | 10-17 | |
| 12/29 | Rams | S | 23 | 15 | 172 | 65.2 | 7.5 | 11.5 | 1 | 0 | 47t | 4/14 | 102.1 | 5 | -1 | 8 | 0 | W | 27-9 | |
| 2013 TOTALS | 16-16 | | 407 | 257 | 3,357 | 63.1 | 8.2 | 13.1 | 26 | 9 | 80T | 44/272 | 101.2 | 96 | 539 | 27 | 1 | 13-3 | | |

+ - Overtime

2012 GAME-BY-GAME REGULAR-SEASON STATISTICS (SEAHAWKS)

| DATE | OPPONENT | P/S | PASSING | | | | | | | | | | | RUSHING | | | | | W/L | SCORE |
|-------------|--------------|-----|---------|-----|-------|------|------|------|----|-----|-----|--------|-------|---------|-----|-----|----|------|--------|-------|
| | | | ATT | CMP | YDS | PCT | Y/A | Y/C | TD | INT | LG | SK/YD | RATE | ATT | YDS | LG | TD | | | |
| 09/09 | at Cardinals | S | 34 | 18 | 153 | 52.9 | 4.5 | 8.5 | 1 | 1 | 27 | 3/14 | 62.5 | 8 | 20 | 5 | 0 | L | 16-20 | |
| 09/16 | Cowboys | S | 20 | 15 | 151 | 75.0 | 7.6 | 10.1 | 1 | 0 | 22t | 2/18 | 112.7 | 4 | 28 | 14 | 0 | W | 27-7 | |
| 09/24 | Packers | S | 21 | 10 | 130 | 47.6 | 6.2 | 13.0 | 2 | 0 | 41t | 1/19 | 99.3 | 3 | 18 | 12 | 0 | W | 14-12 | |
| 09/30 | at Rams | S | 25 | 17 | 160 | 68.0 | 6.4 | 9.4 | 0 | 3 | 17 | 2/20 | 45.8 | 7 | 14 | 8 | 0 | L | 13-19 | |
| 10/07 | at Panthers | S | 25 | 19 | 221 | 76.0 | 8.8 | 11.6 | 1 | 2 | 30 | 2/9 | 82.3 | 5 | 12 | 9 | 0 | W | 16-12 | |
| 10/14 | Patriots | S | 27 | 16 | 293 | 59.3 | 10.9 | 18.3 | 3 | 0 | 51 | 2/10 | 133.7 | 5 | 17 | 9 | 0 | W | 24-23 | |
| 10/18 | at 49ers | S | 23 | 9 | 122 | 39.1 | 5.3 | 13.6 | 0 | 1 | 36 | 2/7 | 38.7 | 3 | 10 | 9 | 0 | L | 6-13 | |
| 10/28 | at Lions | S | 35 | 25 | 236 | 71.4 | 6.7 | 9.4 | 2 | 1 | 19 | 0/0 | 96.8 | 1 | 9 | 9 | 0 | L | 24-28 | |
| 11/04 | Vikings | S | 24 | 16 | 173 | 66.7 | 7.2 | 10.8 | 3 | 0 | 23 | 1/8 | 127.3 | 9 | 27 | 13 | 0 | W | 30-20 | |
| 11/11 | Jets | S | 19 | 12 | 188 | 63.2 | 9.9 | 15.7 | 2 | 0 | 38t | 4/22 | 131.0 | 7 | 34 | 18 | 0 | W | 28-7 | |
| 11/25 | at Dolphins | S | 27 | 21 | 224 | 77.8 | 8.3 | 10.7 | 2 | 0 | 32 | 2/8 | 125.9 | 5 | 38 | 20 | 0 | L | 21-24 | |
| 12/02 | at Bears | S | 37 | 23 | 293 | 62.2 | 7.9 | 12.7 | 2 | 0 | 49 | 2/10 | 104.9 | 9 | 71 | 13 | 0 | W | 23-17+ | |
| 12/09 | Cardinals | S | 13 | 7 | 148 | 53.8 | 11.4 | 21.1 | 1 | 1 | 67 | 1/7 | 88.9 | 3 | 12 | 6 | 0 | W | 58-0 | |
| 12/16 | at Bills | S | 23 | 14 | 205 | 60.9 | 8.9 | 14.6 | 1 | 0 | 44 | 2/9 | 104.4 | 9 | 92 | 25t | 3 | W | 50-17 | |
| 12/23 | 49ers | S | 21 | 15 | 171 | 71.4 | 8.1 | 11.4 | 4 | 1 | 43 | 1/1 | 115.3 | 6 | 29 | 9 | 0 | W | 42-13 | |
| 12/30 | Rams | S | 19 | 15 | 250 | 78.9 | 13.2 | 16.7 | 1 | 0 | 49 | 6/41 | 136.3 | 10 | 58 | 15 | 1 | W | 20-13 | |
| 2012 TOTALS | 16-16 | | 393 | 252 | 3,118 | 64.1 | 7.9 | 12.4 | 26 | 10 | 67 | 33/203 | 100.0 | 94 | 489 | 25T | 4 | 11-5 | | |

+ - Overtime

2020 GAME-BY-GAME POSTSEASON STATISTICS (SEAHAWKS)

| DATE | OPPONENT | P/S | PASSING | | | | | | | | | | RUSHING | | | | W/L | SCORE | |
|-------------|----------|-----|---------|-----|-----|------|-----|------|----|-----|-----|-------|---------|-----|-----|----|-----|-------|-------|
| | | | ATT | CMP | YDS | PCT | Y/A | Y/C | TD | INT | LG | SK/YD | RATE | ATT | YDS | LG | | | TD |
| 01/09 | Rams | S | 27 | 11 | 174 | 40.7 | 6.4 | 15.8 | 2 | 1 | 51t | 5/32 | 72.1 | 4 | 50 | 23 | 0 | L | 20-30 |
| 2020 TOTALS | | 1-1 | 27 | 11 | 174 | 40.7 | 6.4 | 15.8 | 2 | 1 | 51t | 5/32 | 72.1 | 4 | 50 | 23 | 0 | 0-1 | |

2019 GAME-BY-GAME POSTSEASON STATISTICS (SEAHAWKS)

| DATE | OPPONENT | P/S | PASSING | | | | | | | | | | RUSHING | | | | W/L | SCORE | |
|-------------|------------|-----|---------|-----|-----|------|------|------|----|-----|-----|-------|---------|-----|-----|----|-----|-------|-------|
| | | | ATT | CMP | YDS | PCT | Y/A | Y/C | TD | INT | LG | SK/YD | RATE | ATT | YDS | LG | | | TD |
| 01/05 | at Eagles | S | 30 | 18 | 325 | 60.0 | 10.8 | 18.1 | 1 | 0 | 53t | 1/7 | 108.3 | 9 | 45 | 22 | 0 | W | 17-9 |
| 01/12 | at Packers | S | 31 | 21 | 277 | 67.7 | 8.9 | 13.2 | 1 | 0 | 31 | 5/12 | 106.5 | 7 | 64 | 22 | 0 | L | 23-28 |
| 2019 TOTALS | | 2-2 | 61 | 39 | 602 | 63.9 | 9.9 | 15.4 | 2 | 0 | 53t | 6/19 | 107.4 | 16 | 109 | 22 | 0 | 1-1 | |

2018 GAME-BY-GAME POSTSEASON STATISTICS (SEAHAWKS)

| DATE | OPPONENT | P/S | PASSING | | | | | | | | | | RUSHING | | | | W/L | SCORE | |
|-------------|------------|-----|---------|-----|-----|------|-----|------|----|-----|----|-------|---------|-----|-----|----|-----|-------|-------|
| | | | ATT | CMP | YDS | PCT | Y/A | Y/C | TD | INT | LG | SK/YD | RATE | ATT | YDS | LG | | | TD |
| 01/05 | at Cowboys | S | 27 | 18 | 233 | 66.7 | 8.6 | 12.9 | 1 | 0 | 53 | 1/7 | 105.9 | 3 | 14 | 7 | 1 | L | 22-24 |
| 2018 TOTALS | | 1-1 | 27 | 18 | 233 | 66.7 | 8.6 | 12.9 | 1 | 0 | 53 | 1/7 | 105.9 | 3 | 14 | 7 | 1 | 0-1 | |

2016 GAME-BY-GAME POSTSEASON STATISTICS (SEAHAWKS)

| DATE | OPPONENT | P/S | PASSING | | | | | | | | | | RUSHING | | | | W/L | SCORE | |
|-------------|------------|-----|---------|-----|-----|------|-----|------|----|-----|----|-------|---------|-----|-----|----|-----|-------|-------|
| | | | ATT | CMP | YDS | PCT | Y/A | Y/C | TD | INT | LG | SK/YD | RATE | ATT | YDS | LG | | | TD |
| 01/07 | Lions | S | 30 | 23 | 224 | 76.7 | 7.5 | 9.7 | 2 | 0 | 42 | 3/14 | 119.3 | 3 | -3 | -1 | 0 | W | 26-6 |
| 01/14 | at Falcons | S | 30 | 17 | 225 | 56.7 | 7.5 | 13.2 | 2 | 2 | 40 | 3/17 | 75.0 | 6 | 49 | 14 | 0 | L | 20-36 |
| 2016 TOTALS | | 2-2 | 60 | 40 | 449 | 66.7 | 7.5 | 11.2 | 4 | 2 | 42 | 6/31 | 97.2 | 9 | 46 | 14 | 0 | 1-1 | |

2015 GAME-BY-GAME POSTSEASON STATISTICS (SEAHAWKS)

| DATE | OPPONENT | P/S | PASSING | | | | | | | | | | RUSHING | | | | W/L | SCORE | |
|-------------|-------------|-----|---------|-----|-----|------|-----|------|----|-----|-----|-------|---------|-----|-----|----|-----|-------|-------|
| | | | ATT | CMP | YDS | PCT | Y/A | Y/C | TD | INT | LG | SK/YD | RATE | ATT | YDS | LG | | | TD |
| 01/10 | at Vikings | S | 26 | 13 | 142 | 50.0 | 5.5 | 10.9 | 1 | 1 | 35 | 2/13 | 63.3 | 5 | 21 | 11 | 0 | W | 10-9 |
| 01/17 | at Panthers | S | 48 | 31 | 366 | 64.6 | 7.6 | 11.8 | 3 | 2 | 33t | 5/41 | 91.1 | 3 | 32 | 14 | 0 | L | 24-31 |
| 2015 TOTALS | | 2-2 | 74 | 44 | 508 | 59.5 | 6.9 | 11.5 | 4 | 3 | 35 | 7/54 | 81.4 | 8 | 53 | 14 | 0 | 1-1 | |

2014 GAME-BY-GAME POSTSEASON STATISTICS (SEAHAWKS)

| DATE | OPPONENT | P/S | PASSING | | | | | | | | | | RUSHING | | | | W/L | SCORE | |
|-------------|----------|-----|---------|-----|-----|------|------|------|----|-----|-----|-------|---------|-----|-----|----|-----|-------|--------|
| | | | ATT | CMP | YDS | PCT | Y/A | Y/C | TD | INT | LG | SK/YD | RATE | ATT | YDS | LG | | | TD |
| 01/10 | Panthers | S | 22 | 15 | 268 | 68.2 | 12.2 | 17.9 | 3 | 0 | 63t | 2/20 | 149.2 | 7 | 22 | 14 | 0 | W | 31-17 |
| 01/18 | Packers | S | 29 | 14 | 209 | 48.3 | 7.2 | 14.9 | 1 | 4 | 35t | 5/25 | 44.3 | 7 | 25 | 15 | 1 | W | 28-22+ |
| 02/01 | Patriots | S | 21 | 12 | 247 | 57.1 | 11.8 | 20.6 | 2 | 1 | 45 | 3/13 | 110.6 | 3 | 39 | 17 | 0 | L | 24-28 |
| 2014 TOTALS | | 3-3 | 72 | 41 | 724 | 56.9 | 10.1 | 17.7 | 6 | 5 | 63t | 10/58 | 90.3 | 17 | 86 | 17 | 1 | 2-1 | |

+ - Overtime

2013 GAME-BY-GAME POSTSEASON STATISTICS (SEAHAWKS)

| DATE | OPPONENT | P/S | PASSING | | | | | | | | | | RUSHING | | | | W/L | SCORE | |
|-------------|------------|-----|---------|-----|-----|------|-----|------|----|-----|----|-------|---------|-----|-----|----|-----|-------|-------|
| | | | ATT | CMP | YDS | PCT | Y/A | Y/C | TD | INT | LG | SK/YD | RATE | ATT | YDS | LG | | | TD |
| 01/11 | Saints | S | 18 | 9 | 103 | 50.0 | 5.7 | 11.4 | 0 | 0 | 25 | 3/0 | 67.6 | 3 | 16 | 8 | 0 | W | 23-15 |
| 01/19 | 49ers | S | 25 | 16 | 215 | 64.0 | 8.6 | 13.4 | 1 | 0 | 51 | 4/22 | 104.6 | 5 | 0 | 3 | 0 | W | 23-17 |
| 02/02 | at Broncos | S | 25 | 18 | 206 | 72.0 | 8.2 | 11.4 | 2 | 0 | 37 | 0/0 | 123.1 | 3 | 26 | 16 | 0 | W | 43-8 |
| 2013 TOTALS | | 3-3 | 68 | 43 | 524 | 63.2 | 7.7 | 12.2 | 3 | 0 | 51 | 7/22 | 101.6 | 11 | 42 | 16 | 0 | 3-0 | |

2012 GAME-BY-GAME POSTSEASON STATISTICS (SEAHAWKS)

| DATE | OPPONENT | P/S | PASSING | | | | | | | | | | RUSHING | | | | W/L | SCORE | |
|-------------|-------------|-----|---------|-----|-----|------|------|------|----|-----|----|-------|---------|-----|-----|----|-----|-------|-------|
| | | | ATT | CMP | YDS | PCT | Y/A | Y/C | TD | INT | LG | SK/YD | RATE | ATT | YDS | LG | | | TD |
| 01/06 | at Redskins | S | 26 | 15 | 187 | 57.7 | 7.2 | 12.5 | 1 | 0 | 33 | 5/31 | 92.9 | 8 | 67 | 28 | 0 | W | 24-14 |
| 01/13 | at Falcons | S | 36 | 24 | 385 | 66.7 | 10.7 | 16.0 | 2 | 1 | 34 | 2/17 | 109.1 | 7 | 60 | 17 | 1 | L | 28-30 |
| 2012 TOTALS | | 2-2 | 62 | 39 | 572 | 62.9 | 9.2 | 14.7 | 3 | 1 | 34 | 7/48 | 102.4 | 15 | 127 | 28 | 1 | 1-1 | |

WON 1, LOST 0 MIKE TOMLIN (1 GAME)

09/08 W 18-10 at Atlanta 72,291

2024 TEAM STATISTICS

| | PIT | OPP. |
|----------------------------------|---------------|---------------|
| FIRST DOWNS | 16 | 15 |
| Rushing | 9 | 6 |
| Passing | 6 | 8 |
| Penalty | 1 | 1 |
| Third Down-Made/Att | 8/17 | 2/9 |
| Third Down Efficiency | 47.1% | 22.2% |
| Fourth Down-Made/Att | 0/1 | 1/1 |
| Fourth Down Efficiency | 0.0% | 100.0% |
| TOTAL NET YARDS | 270 | 226 |
| Avg. Per Game | 270.0 | 226.0 |
| Total Plays | 66 | 50 |
| Avg. Per Play | 4.1 | 4.5 |
| NET YARDS RUSHING | 137 | 89 |
| Avg. Per Game | 137.0 | 89.0 |
| Total Rushes | 41 | 22 |
| Avg. Per Rush | 3.3 | 4.0 |
| NET YARDS PASSING | 133 | 137 |
| Avg. Per Game | 133.0 | 137.0 |
| Sacked/Yards Lost | 2/23 | 2/18 |
| Gross Yards | 156 | 155 |
| Attempts/Completions | 23/17 | 26/16 |
| Pct. of Completion | 73.9% | 61.5% |
| Had Intercepted | 0 | 2 |
| PUNTS/AVERAGE | 3/48.7 | 4/52.5 |
| Net Punting Average | 39.3 | 40.8 |
| PUNT RETURN/AVG. | 4/11.8 | 2/14.0 |
| KICKOFF RETURN/AVG. | 0/0 | 2/28.0 |
| INTERCEPTION RETURN/AVG. | 2/24.5 | 0/0.0 |
| PENALTIES/YARDS | 9/60 | 5/24 |
| FUMBLES/BALL LOST | 1/0 | 1/1 |
| TOUCHDOWNS | 0 | 1 |
| Rushing | 0 | 0 |
| Passing | 0 | 1 |
| Returns | 0 | 0 |
| EXTRA POINTS/ATTEMPTS | 0/0 | 1/1 |
| TWO POINT CONVERSION/ATT. | 0/0 | 0/0 |
| FIELD GOALS/ATTEMPTS | 6/6 | 1/1 |
| AVG. TIME OF POSSESSION | 35:36 | 24:24 |

| * SCORE BY PERIODS | | | | | | |
|--------------------|----|----|----|----|----|-----|
| | Q1 | Q2 | Q3 | Q4 | OT | PTS |
| TEAM | 3 | 6 | 6 | 3 | 0 | 18 |
| OPPONENTS | 3 | 7 | 0 | 0 | 0 | 10 |

| SCORING | | | | | | | | | |
|------------|----|----|----|----|-------|-----|-----|---|-----|
| | TD | RU | PA | RT | K-PAT | FG | 2PT | S | PTS |
| C. Boswell | 0 | 0 | 0 | 0 | 0/0 | 6/6 | 0 | 0 | 18 |
| TEAM | 0 | 0 | 0 | 0 | 0/0 | 6/6 | 0 | 0 | 18 |
| OPPONENTS | 1 | 0 | 1 | 0 | 1/1 | 1/1 | 0 | 0 | 10 |

SACKS: T. Watt 1.0, M. Adams Sr. 1.0, **TM** 2.0, **OPP** 2.0 **FUM/LOST:** J. Fields 1/0, **TM** 1/0, **OPP** 1/1

| * PASSING | | | | | | | | | | | |
|-----------|-----|-----|-----|------|---------|----|-----|-----|------|------|--------|
| | ATT | CMP | YDS | CMP% | YDS/ATT | TD | TD% | INT | INT% | LONG | RATING |
| J. Fields | 23 | 17 | 156 | 73.9 | 6.8 | 0 | 0.0 | 0 | 0.0 | 40 | 91.9 |
| TEAM | 23 | 17 | 156 | 73.9 | 6.8 | 0 | 0.0 | 0 | 0.0 | 40 | 91.9 |
| OPPONENTS | 26 | 16 | 155 | 61.5 | 6.0 | 1 | 3.8 | 2 | 7.7 | 20 | 59.0 |

| * RUSHING | | | | | |
|--------------|-----|-----|-------|------|----|
| | NO. | YDS | AVG | LONG | TD |
| N. Harris | 20 | 70 | 3.5 | 20 | 0 |
| J. Fields | 14 | 57 | 4.1 | 12 | 0 |
| C. Patterson | 4 | 13 | 3.3 | 5 | 0 |
| J. Warren | 2 | 7 | 3.5 | 8 | 0 |
| G. Pickens | 1 | -10 | -10.0 | -10 | 0 |
| TEAM | 41 | 137 | 3.3 | 20 | 0 |
| OPPONENTS | 22 | 89 | 4.0 | 13 | 0 |

| * RECEIVING | | | | | | |
|---------------|-----|-----|-----|------|------|----|
| | TAR | NO. | YDS | AVG | LONG | TD |
| G. Pickens | 7 | 6 | 85 | 14.2 | 40 | 0 |
| P. Freiermuth | 4 | 4 | 27 | 6.8 | 10 | 0 |
| J. Warren | 2 | 2 | 13 | 6.5 | 9 | 0 |
| N. Harris | 2 | 1 | 9 | 9.0 | 9 | 0 |
| M. Pruitt | 2 | 1 | 9 | 9.0 | 9 | 0 |
| C. Austin III | 2 | 1 | 7 | 7.0 | 7 | 0 |
| V. Jefferson | 2 | 1 | 1 | 1.0 | 1 | 0 |
| D. Washington | 1 | 1 | 5 | 5.0 | 5 | 0 |
| TEAM | 22 | 17 | 156 | 9.2 | 40 | 0 |
| OPPONENTS | 23 | 16 | 155 | 9.7 | 20 | 1 |

| * INTERCEPTIONS | | | | | |
|-----------------|-----|-----|------|------|----|
| | NO. | YDS | AVG | LONG | TD |
| D. Elliott | 1 | 0 | 0.0 | 0 | 0 |
| TEAM | 2 | 49 | 24.5 | 49 | 0 |

| * FUMBLES | | | | | |
|-----------|-----|-----|----|-----|----|
| | FUM | LST | FF | REC | TD |
| J. Fields | 1 | 0 | 0 | 1 | 0 |
| TEAM | 1 | 0 | 0 | 1 | 0 |
| OPPONENTS | 1 | 1 | 0 | 0 | 0 |

| * PUNTING | | | | | | | | |
|-------------|-----|-----|------|------|----|----|----|---|
| | NO. | YDS | AVG | NET | TB | IN | LG | B |
| C. Johnston | 2 | 103 | 51.5 | 37.5 | 0 | 1 | 58 | 0 |
| C. Boswell | 1 | 43 | 43.0 | 43.0 | 0 | 0 | 43 | 0 |
| TEAM | 3 | 146 | 48.7 | 39.3 | 0 | 1 | 58 | 0 |
| OPPONENTS | 4 | 210 | 52.5 | 40.8 | 0 | 0 | 59 | 0 |

| * PUNT RETURNS | | | | | | |
|----------------|-----|----|-----|------|------|----|
| | RET | FC | YDS | AVG | LONG | TD |
| C. Austin III | 4 | 0 | 47 | 11.8 | 16 | 0 |
| TEAM | 4 | 0 | 47 | 11.8 | 16 | 0 |
| OPPONENTS | 2 | 1 | 28 | 14.0 | 28 | 0 |

| * KICKOFF RETURNS | | | | | |
|-------------------|-----|-----|------|------|----|
| | NO. | YDS | AVG | LONG | TD |
| OPPONENTS | 2 | 56 | 28.0 | 29 | 0 |

| * FIELD GOALS | | | | | |
|---------------|------|-------|-------|-------|-----|
| | 1-19 | 20-29 | 30-39 | 40-49 | 50+ |
| C. Boswell | 0/0 | 1/1 | 0/0 | 2/2 | 3/3 |
| TEAM | 0/0 | 1/1 | 0/0 | 2/2 | 3/3 |
| OPPONENTS | 0/0 | 1/1 | 0/0 | 0/0 | 0/0 |

C. Boswell: (57G, 51G, 44G, 56G, 40G, 25G)
OPP: (24G)

2-Pt Conv: **TM** 0-0, **OPP** 0-0

| POS. | PLAYER | TKL. | AST. | TOTAL | TFL | SACKS/YDS. | PR | FR | FF | INT./YDS. | PD |
|------------------------|----------------------|-----------|-----------|-----------|----------|-----------------|----------|----------|----------|-------------|----------|
| S | Minkah Fitzpatrick | 6 | 1 | 7 | 0 | 0.0/0.0 | 0 | 0 | 0 | 0/0 | 0 |
| LB | Alex Highsmith | 1 | 4 | 5 | 0 | 0.0/0.0 | 0 | 0 | 0 | 0/0 | 1 |
| DT | Cameron Heyward | 3 | 1 | 4 | 0 | 0.0/0.0 | 0 | 0 | 0 | 0/0 | 0 |
| LB | T.J. Watt | 2 | 2 | 4 | 2 | 1.0/9.0 | 3 | 1 | 0 | 0/0 | 0 |
| S | DeShon Elliott | 1 | 3 | 4 | 0 | 0.0/0.0 | 0 | 0 | 0 | 1/0 | 2 |
| CB | Beanie Bishop Jr. | 3 | 0 | 3 | 0 | 0.0/0.0 | 0 | 0 | 0 | 0/0 | 0 |
| S | Damontae Kazee | 3 | 0 | 3 | 0 | 0.0/0.0 | 0 | 0 | 0 | 0/0 | 0 |
| LB | Payton Wilson | 3 | 0 | 3 | 0 | 0.0/0.0 | 0 | 0 | 0 | 0/0 | 0 |
| DT | Montravius Adams Sr. | 2 | 1 | 3 | 1 | 1.0/9.0 | 1 | 0 | 0 | 0/0 | 0 |
| CB | Joey Porter Jr. | 2 | 1 | 3 | 0 | 0.0/0.0 | 0 | 0 | 0 | 0/0 | 0 |
| DT | Larry Ogunjobi | 1 | 2 | 3 | 0 | 0.0/0.0 | 2 | 0 | 0 | 0/0 | 0 |
| ILB | Patrick Queen | 2 | 0 | 2 | 0 | 0.0/0.0 | 0 | 0 | 0 | 0/0 | 0 |
| DT | Keeanu Benton | 1 | 1 | 2 | 0 | 0.0/0.0 | 1 | 0 | 0 | 0/0 | 0 |
| CB | Donte Jackson | 1 | 1 | 2 | 0 | 0.0/0.0 | 0 | 0 | 0 | 1/49 | 2 |
| LB | Nick Herbig | 1 | 0 | 1 | 0 | 0.0/0.0 | 0 | 0 | 0 | 0/0 | 0 |
| STEELERS TOTALS | | 32 | 17 | 49 | 3 | 2.0/18.0 | 7 | 1 | 0 | 2/49 | 5 |
| OPP. TOTALS | | 49 | 29 | 78 | 7 | 2.0/23.0 | 5 | 0 | 0 | 0/0 | 1 |

Ast.=Assist, TFL=Tackle for a Loss, PR=Pressures, Int.=Interception, FR=Fumble Recovery, FF=Forced Fumble, PD=Pass Defense

| 2024 STEELERS SPECIAL TEAMS | | | | DEFENSIVE STATS BY RANK | | | | | | | | | | |
|-----------------------------|--------------------|----------|----------|-------------------------|--------------|-----|---------------|-----|------------------|-----|-----------------|-----|--------------|-----|
| POS. | PLAYER | TKL. | AST. | COMB. | SACKS | | INTERCEPTIONS | | TACKLES FOR LOSS | | PASSES DEFENSED | | PRESSURES | |
| | | | | | PLAYER | NO. | PLAYER | NO. | PLAYER | NO. | PLAYER | NO. | PLAYER | NO. |
| CB | Bishop Jr., Beanie | 1 | 0 | 1 | | | | | | | | | | |
| DE | Leal, DeMarvin | 1 | 0 | 1 | M. Adams Sr. | 1.0 | D. Elliott | 1 | T. Watt | 2 | D. Elliott | 2 | T. Watt | 3 |
| LB | Matakevich, Tyler | 1 | 0 | 1 | T. Watt | 1.0 | D. Jackson | 1 | M. Adams Sr. | 1 | D. Jackson | 2 | L. Ogunjobi | 2 |
| WR | Miller, Scotty | 1 | 0 | 1 | | | | | | | A. Highsmith | 1 | M. Adams Sr. | 1 |
| TOTALS | | 4 | 0 | 4 | | | | | | | | | K. Benton | 1 |

| PLAYER | TACKLES | SOLO | ASSISTS | FOR FUMBLES | FUMBLE REC | BLKD FG | BLKD PAT | BLKD PUNT |
|-------------------|---------|------|---------|-------------|------------|---------|----------|-----------|
| Beanie Bishop Jr. | 1 | 1 | 0 | 0 | 0 | 0 | 0 | 0 |
| DeMarvin Leal | 1 | 1 | 0 | 0 | 0 | 0 | 0 | 0 |
| Tyler Matakevich | 1 | 1 | 0 | 0 | 0 | 0 | 0 | 0 |
| Scotty Miller | 1 | 1 | 0 | 0 | 0 | 0 | 0 | 0 |
| 2024 TOTALS | 4 | 4 | 0 | 0 | 0 | 0 | 0 | 0 |

| OFFENSE | | | | | | | | | | | | | |
|---------|------------|--------------|--------------|-------------|------------|------------|----------|---------------|-----------|-----------|------------|----|-----------|
| DATE | OPPONENT | WR | LT | LG | C | RG | RT | TE | RB | QB | WR | WR | TE |
| 9/8 | at Atlanta | V. Jefferson | D. Moore Jr. | S. Anderson | Z. Frazier | J. Daniels | B. Jones | D. Washington | N. Harris | J. Fields | G. Pickens | -- | M. Pruitt |
| 9/15 | | -- | -- | -- | -- | -- | -- | -- | -- | -- | -- | -- | -- |
| 9/22 | | -- | -- | -- | -- | -- | -- | -- | -- | -- | -- | -- | -- |
| 9/29 | | -- | -- | -- | -- | -- | -- | -- | -- | -- | -- | -- | -- |
| 10/6 | | -- | -- | -- | -- | -- | -- | -- | -- | -- | -- | -- | -- |
| 10/13 | | -- | -- | -- | -- | -- | -- | -- | -- | -- | -- | -- | -- |
| 10/20 | | -- | -- | -- | -- | -- | -- | -- | -- | -- | -- | -- | -- |
| 10/28 | | -- | -- | -- | -- | -- | -- | -- | -- | -- | -- | -- | -- |
| 11/10 | | -- | -- | -- | -- | -- | -- | -- | -- | -- | -- | -- | -- |
| 11/17 | | -- | -- | -- | -- | -- | -- | -- | -- | -- | -- | -- | -- |
| 11/21 | | -- | -- | -- | -- | -- | -- | -- | -- | -- | -- | -- | -- |
| 12/1 | | -- | -- | -- | -- | -- | -- | -- | -- | -- | -- | -- | -- |
| 12/8 | | -- | -- | -- | -- | -- | -- | -- | -- | -- | -- | -- | -- |
| 12/15 | | -- | -- | -- | -- | -- | -- | -- | -- | -- | -- | -- | -- |
| 12/21 | | -- | -- | -- | -- | -- | -- | -- | -- | -- | -- | -- | -- |
| 12/25 | | -- | -- | -- | -- | -- | -- | -- | -- | -- | -- | -- | -- |
| 1/5 | | -- | -- | -- | -- | -- | -- | -- | -- | -- | -- | -- | -- |

| DEFENSE | | | | | | | | | | | | | |
|---------|------------|-------------|------------|-----------|---------|----------|------------|--------------|------------|----------------|------------|---------------|-----|
| DATE | OPPONENT | DE | DT | NT | LOLB | LILB | RILB | ROLB | LCB | FS | SS | RCB | RCB |
| 9/8 | at Atlanta | L. Ogunjobi | C. Heyward | K. Benton | T. Watt | P. Queen | E. Roberts | A. Highsmith | D. Jackson | M. Fitzpatrick | D. Elliott | J. Porter Jr. | |
| 9/15 | | -- | -- | -- | -- | -- | -- | -- | -- | -- | -- | -- | -- |
| 9/22 | | -- | -- | -- | -- | -- | -- | -- | -- | -- | -- | -- | -- |
| 9/29 | | -- | -- | -- | -- | -- | -- | -- | -- | -- | -- | -- | -- |
| 10/6 | | -- | -- | -- | -- | -- | -- | -- | -- | -- | -- | -- | -- |
| 10/13 | | -- | -- | -- | -- | -- | -- | -- | -- | -- | -- | -- | -- |
| 10/20 | | -- | -- | -- | -- | -- | -- | -- | -- | -- | -- | -- | -- |
| 10/28 | | -- | -- | -- | -- | -- | -- | -- | -- | -- | -- | -- | -- |
| 11/10 | | -- | -- | -- | -- | -- | -- | -- | -- | -- | -- | -- | -- |
| 11/17 | | -- | -- | -- | -- | -- | -- | -- | -- | -- | -- | -- | -- |
| 11/21 | | -- | -- | -- | -- | -- | -- | -- | -- | -- | -- | -- | -- |
| 12/1 | | -- | -- | -- | -- | -- | -- | -- | -- | -- | -- | -- | -- |
| 12/8 | | -- | -- | -- | -- | -- | -- | -- | -- | -- | -- | -- | -- |
| 12/15 | | -- | -- | -- | -- | -- | -- | -- | -- | -- | -- | -- | -- |
| 12/21 | | -- | -- | -- | -- | -- | -- | -- | -- | -- | -- | -- | -- |
| 12/25 | | -- | -- | -- | -- | -- | -- | -- | -- | -- | -- | -- | -- |
| 1/5 | | -- | -- | -- | -- | -- | -- | -- | -- | -- | -- | -- | -- |

Rookies underlined.

| PLAYERS | AT | ATL | 9/8 | 9/15 | 9/22 | 9/29 | 10/6 | 10/13 | 10/20 | 10/28 | 11/10 | 11/17 | 11/21 | 12/1 | 12/8 | 12/15 | 12/21 | 12/25 | 1/5 | GP | GS | DNP | IN |
|-----------------------|--------|-----|-----|------|------|------|------|-------|-------|-------|-------|-------|-------|------|------|-------|-------|-------|-----|-------|-------|-----|----|
| Montravius Adams Sr. | P | | - | - | - | - | - | - | - | - | - | - | - | - | - | - | - | - | - | 1/86 | 0/24 | 0 | 0 |
| Kyle Allen | X | | - | - | - | - | - | - | - | - | - | - | - | - | - | - | - | - | - | 0/30 | 0/19 | 1 | 0 |
| Spencer Anderson | LG | | - | - | - | - | - | - | - | - | - | - | - | - | - | - | - | - | - | 1/9 | 1/1 | 0 | 0 |
| Calvin Austin III | P | | - | - | - | - | - | - | - | - | - | - | - | - | - | - | - | - | - | 1/18 | 0/1 | 0 | 0 |
| Anthony Averett | PS | | - | - | - | - | - | - | - | - | - | - | - | - | - | - | - | - | - | 0/51 | 0/27 | 0 | 0 |
| Keanu Benton | NT | | - | - | - | - | - | - | - | - | - | - | - | - | - | - | - | - | - | 1/18 | 1/10 | 0 | 0 |
| Beanie Bishop Jr. | P | | - | - | - | - | - | - | - | - | - | - | - | - | - | - | - | - | - | 1/1 | 0/0 | 0 | 0 |
| Chris Boswell | P | | - | - | - | - | - | - | - | - | - | - | - | - | - | - | - | - | - | 1/134 | 0/0 | 0 | 0 |
| Jack Colletto | PS | | - | - | - | - | - | - | - | - | - | - | - | - | - | - | - | - | - | 0/0 | 0/0 | 0 | 0 |
| Dylan Cook | IRD | | - | - | - | - | - | - | - | - | - | - | - | - | - | - | - | - | - | 0/0 | 0/0 | 0 | 0 |
| James Daniels | RG | | - | - | - | - | - | - | - | - | - | - | - | - | - | - | - | - | - | 1/87 | 1/81 | 0 | 0 |
| DeShon Elliott | SS | | - | - | - | - | - | - | - | - | - | - | - | - | - | - | - | - | - | 1/58 | 1/51 | 0 | 0 |
| Jalen Elliott | SI | | - | - | - | - | - | - | - | - | - | - | - | - | - | - | - | - | - | 0/8 | 0/1 | 0 | 1 |
| Troy Fautanu | X | | - | - | - | - | - | - | - | - | - | - | - | - | - | - | - | - | - | 0/0 | 0/0 | 1 | 0 |
| Justin Fields | QB | | - | - | - | - | - | - | - | - | - | - | - | - | - | - | - | - | - | 1/41 | 1/39 | 0 | 0 |
| Minkah Fitzpatrick | FS | | - | - | - | - | - | - | - | - | - | - | - | - | - | - | - | - | - | 1/90 | 1/85 | 0 | 0 |
| Zach Frazier | C | | - | - | - | - | - | - | - | - | - | - | - | - | - | - | - | - | - | 1/1 | 1/1 | 0 | 0 |
| Pat Freiermuth | P | | - | - | - | - | - | - | - | - | - | - | - | - | - | - | - | - | - | 1/45 | 0/26 | 0 | 0 |
| Markus Golden | RET | | - | - | - | - | - | - | - | - | - | - | - | - | - | - | - | - | - | 0/127 | 0/68 | 0 | 0 |
| Thomas Graham Jr. | PS | | - | - | - | - | - | - | - | - | - | - | - | - | - | - | - | - | - | 0/4 | 0/1 | 0 | 0 |
| Najee Harris | RB | | - | - | - | - | - | - | - | - | - | - | - | - | - | - | - | - | - | 1/52 | 1/52 | 0 | 0 |
| Nate Herbig | IR | | - | - | - | - | - | - | - | - | - | - | - | - | - | - | - | - | - | 0/61 | 0/30 | 0 | 0 |
| Nick Herbig | P | | - | - | - | - | - | - | - | - | - | - | - | - | - | - | - | - | - | 1/18 | 0/0 | 0 | 0 |
| Cameron Heyward | DT | | - | - | - | - | - | - | - | - | - | - | - | - | - | - | - | - | - | 1/195 | 1/160 | 0 | 0 |
| Connor Heyward | P | | - | - | - | - | - | - | - | - | - | - | - | - | - | - | - | - | - | 1/35 | 0/7 | 0 | 0 |
| Alex Highsmith | ROLB | | - | - | - | - | - | - | - | - | - | - | - | - | - | - | - | - | - | 1/67 | 1/56 | 0 | 0 |
| Cole Holcomb | R/PUP | | - | - | - | - | - | - | - | - | - | - | - | - | - | - | - | - | - | 0/58 | 0/56 | 0 | 0 |
| Donte Jackson | LCB | | - | - | - | - | - | - | - | - | - | - | - | - | - | - | - | - | - | 1/81 | 1/77 | 0 | 0 |
| Van Jefferson | WR | | - | - | - | - | - | - | - | - | - | - | - | - | - | - | - | - | - | 1/62 | 1/39 | 0 | 0 |
| Cameron Johnston | P | | - | - | - | - | - | - | - | - | - | - | - | - | - | - | - | - | - | 1/96 | 0/0 | 0 | 0 |
| Brodrick Jones | RT | | - | - | - | - | - | - | - | - | - | - | - | - | - | - | - | - | - | 1/18 | 1/12 | 0 | 0 |
| Damontae Kazee | P | | - | - | - | - | - | - | - | - | - | - | - | - | - | - | - | - | - | 1/93 | 0/62 | 0 | 0 |
| Miles Killebrew | P | | - | - | - | - | - | - | - | - | - | - | - | - | - | - | - | - | - | 1/130 | 0/5 | 0 | 0 |
| Christian Kuntz | P | | - | - | - | - | - | - | - | - | - | - | - | - | - | - | - | - | - | 1/52 | 0/0 | 0 | 0 |
| DeMarvin Leal | P | | - | - | - | - | - | - | - | - | - | - | - | - | - | - | - | - | - | 1/24 | 0/6 | 0 | 0 |
| Logan Lee | Active | | - | - | - | - | - | - | - | - | - | - | - | - | - | - | - | - | - | 0/0 | 0/0 | 0 | 0 |
| Isaiah Luder milk | P | | - | - | - | - | - | - | - | - | - | - | - | - | - | - | - | - | - | 1/43 | 0/5 | 0 | 0 |
| Dean Lowry | SI | | - | - | - | - | - | - | - | - | - | - | - | - | - | - | - | - | - | 0/120 | 0/84 | 0 | 1 |
| Tyler Matakevich | P | | - | - | - | - | - | - | - | - | - | - | - | - | - | - | - | - | - | 1/130 | 0/1 | 0 | 0 |
| Ryan McCollum | P | | - | - | - | - | - | - | - | - | - | - | - | - | - | - | - | - | - | 1/14 | 0/1 | 0 | 0 |
| Mason McCormick | P | | - | - | - | - | - | - | - | - | - | - | - | - | - | - | - | - | - | 1/1 | 0/0 | 0 | 0 |
| Scotty Miller | P | | - | - | - | - | - | - | - | - | - | - | - | - | - | - | - | - | - | 1/68 | 0/8 | 0 | 0 |
| Jeremiah Moon | IRD | | - | - | - | - | - | - | - | - | - | - | - | - | - | - | - | - | - | 0/8 | 0/1 | 0 | 0 |
| Dan Moore Jr. | LT | | - | - | - | - | - | - | - | - | - | - | - | - | - | - | - | - | - | 1/50 | 1/50 | 0 | 0 |
| Ade Ogundeji | PS | | - | - | - | - | - | - | - | - | - | - | - | - | - | - | - | - | - | 0/32 | 0/27 | 0 | 0 |
| Larry Ogunjobi | DE | | - | - | - | - | - | - | - | - | - | - | - | - | - | - | - | - | - | 1/110 | 1/97 | 0 | 0 |
| Ayo Oyelola | PS | | - | - | - | - | - | - | - | - | - | - | - | - | - | - | - | - | - | 0/0 | 0/0 | 0 | 0 |
| Cordarrelle Patterson | P | | - | - | - | - | - | - | - | - | - | - | - | - | - | - | - | - | - | 1/171 | 0/60 | 0 | 0 |
| David Peralas | IR | | - | - | - | - | - | - | - | - | - | - | - | - | - | - | - | - | - | 0/0 | 0/0 | 0 | 0 |
| George Pickens | WR | | - | - | - | - | - | - | - | - | - | - | - | - | - | - | - | - | - | 1/35 | 1/29 | 0 | 0 |
| John Rhys Plumlee | Active | | - | - | - | - | - | - | - | - | - | - | - | - | - | - | - | - | - | 0/0 | 0/0 | 0 | 0 |
| Joey Porter Jr. | RCB | | - | - | - | - | - | - | - | - | - | - | - | - | - | - | - | - | - | 1/18 | 1/12 | 0 | 0 |
| MyCole Pruitt | TE | | - | - | - | - | - | - | - | - | - | - | - | - | - | - | - | - | - | 1/109 | 1/39 | 0 | 0 |
| Patrick Queen | LILB | | - | - | - | - | - | - | - | - | - | - | - | - | - | - | - | - | - | 1/68 | 1/68 | 0 | 0 |
| Elandon Roberts | RILB | | - | - | - | - | - | - | - | - | - | - | - | - | - | - | - | - | - | 1/123 | 1/91 | 0 | 0 |
| Mark Robinson | P | | - | - | - | - | - | - | - | - | - | - | - | - | - | - | - | - | - | 1/22 | 0/4 | 0 | 0 |
| Darius Rush | P | | - | - | - | - | - | - | - | - | - | - | - | - | - | - | - | - | - | 1/4 | 0/0 | 0 | 0 |
| Boston Scott | PSI | | - | - | - | - | - | - | - | - | - | - | - | - | - | - | - | - | - | 0/75 | 0/12 | 0 | 0 |
| Isaac Seumalo | SI | | - | - | - | - | - | - | - | - | - | - | - | - | - | - | - | - | - | 0/98 | 0/77 | 0 | 1 |
| Aaron Shampklin | PS | | - | - | - | - | - | - | - | - | - | - | - | - | - | - | - | - | - | 0/0 | 0/0 | 0 | 0 |
| Jacob Slade | PS | | - | - | - | - | - | - | - | - | - | - | - | - | - | - | - | - | - | 0/0 | 0/0 | 0 | 0 |
| Cameron Sutton | R/SUS | | - | - | - | - | - | - | - | - | - | - | - | - | - | - | - | - | - | 0/101 | 0/56 | 0 | 0 |
| Cory Trice Jr. | P | | - | - | - | - | - | - | - | - | - | - | - | - | - | - | - | - | - | 1/1 | 0/0 | 0 | 0 |
| Jonathan Ward | PS | | - | - | - | - | - | - | - | - | - | - | - | - | - | - | - | - | - | 0/40 | 0/0 | 0 | 0 |
| Jaylen Warren | P | | - | - | - | - | - | - | - | - | - | - | - | - | - | - | - | - | - | 1/34 | 0/0 | 0 | 0 |
| Darnell Washington | TE | | - | - | - | - | - | - | - | - | - | - | - | - | - | - | - | - | - | 1/18 | 1/8 | 0 | 0 |
| Quez Watkins | PS | | - | - | - | - | - | - | - | - | - | - | - | - | - | - | - | - | - | 0/49 | 0/25 | 0 | 0 |
| Ryan Watts | IR | | - | - | - | - | - | - | - | - | - | - | - | - | - | - | - | - | - | 0/0 | 0/0 | 0 | 0 |
| T.J. Watt | LOLB | | - | - | - | - | - | - | - | - | - | - | - | - | - | - | - | - | - | 1/105 | 1/105 | 0 | 0 |
| Rod Williams | Active | | - | - | - | - | - | - | - | - | - | - | - | - | - | - | - | - | - | 0/13 | 0/0 | 0 | 0 |
| Rodney Williams | PS | | - | - | - | - | - | - | - | - | - | - | - | - | - | - | - | - | - | 0/0 | 0/0 | 0 | 0 |
| Payton Wilson | P | | - | - | - | - | - | - | - | - | - | - | - | - | - | - | - | - | - | 1/1 | 0/0 | 0 | 0 |
| Roman Wilson | SI | | - | - | - | - | - | - | - | - | - | - | - | - | - | - | - | - | - | 0/0 | 0/0 | 0 | 1 |
| Russell Wilson | SI | | - | - | - | - | - | - | - | - | - | - | - | - | - | - | - | - | - | 0/188 | 0/188 | 0 | 0 |
| Matthew Wright | Active | | - | - | - | - | - | - | - | - | - | - | - | - | - | - | - | - | - | 0/24 | 0/0 | 0 | 1 |

LEGEND:

CAPS=Starter, P=Player was a substitution, X=Did Not Play (Non-injury), SI=On Inactive List, PS=Practice Squad, IR=Injured Reserve, R/PUP=Reserved/PUP, R/SUS=Reserve/League Susp., IRD=Injured Reserve - Designated For Return, RET=Reserve/Retired, PSI=Practice Squad Injured, NOT=Not on Roster, =With Other Team

| INDIVIDUAL SINGLE-GAME HIGHS | | OPPONENT | DATE | OPPONENT SINGLE-GAME HIGHS | | DATE |
|------------------------------|------|--|--|--|------|--|
| RUSHING | | | | | | |
| Rushing Yards | 70 | Najee Harris | at Falcons | 09/08 | 68 | Bijan Robinson at Falcons 09/08 |
| Rushing Attempts | 20 | Najee Harris | at Falcons | 09/08 | 18 | Bijan Robinson at Falcons 09/08 |
| Rushing Average | 4.1 | Justin Fields | at Falcons | 09/08 | | |
| RECEIVING | | | | | | |
| Pass Receptions | 6 | George Pickens | at Falcons | 09/08 | 5 | Bijan Robinson at Falcons 09/08 |
| Receiving Yards | 85 | George Pickens | at Falcons | 09/08 | 52 | Ray-Ray McCloud III at Falcons 09/08 |
| Touchdown Receptions | | | | | 1 | Kyle Pitts at Falcons 09/08 |
| PASSING | | | | | | |
| Passes Attempted | 23 | Justin Fields | at Falcons | 09/08 | 26 | Kirk Cousins at Falcons 09/08 |
| Passes Completed | 17 | Justin Fields | at Falcons | 09/08 | 16 | Kirk Cousins at Falcons 09/08 |
| Passing Yards | 156 | Justin Fields | at Falcons | 09/08 | 155 | Kirk Cousins at Falcons 09/08 |
| Yards Per Attempt | 6.8 | Justin Fields | at Falcons | 09/08 | 6.0 | Kirk Cousins at Falcons 09/08 |
| Touchdown Passes | | | | | 1 | Kirk Cousins at Falcons 09/08 |
| Interceptions Thrown | | | | | 2 | Kirk Cousins at Falcons 09/08 |
| PUNT RETURNS | | | | | | |
| Punt Returns | 4 | Calvin Austin III | at Falcons | 09/08 | 2 | Avery Williams at Falcons 09/08 |
| Punt Return Yards | 47 | Calvin Austin III | at Falcons | 09/08 | 28 | Avery Williams at Falcons 09/08 |
| KICKOFF RETURNS | | | | | | |
| Kickoff Returns | | | | | 2 | Ray-Ray McCloud III at Falcons 09/08 |
| Kickoff Return Yards | | | | | 56 | Ray-Ray McCloud III at Falcons 09/08 |
| PUNTS | | | | | | |
| Punts | 2 | Cameron Johnston | at Falcons | 09/08 | 4 | Bradley Pinion at Falcons 09/08 |
| Punts Inside the 20 | 1 | Cameron Johnston | at Falcons | 09/08 | | |
| Punting Average | 51.5 | Cameron Johnston | at Falcons | 09/08 | 52.5 | Bradley Pinion at Falcons 09/08 |
| INTERCEPTIONS | | | | | | |
| Interceptions Made | 1 | DeShon Elliott | at Falcons | 09/08 | | |
| | | Donte Jackson | at Falcons | 09/08 | | |
| INT Return Yards | 49 | Donte Jackson | at Falcons | 09/08 | | |
| TACKLES | | | | | | |
| Tackles | 7 | Minkah Fitzpatrick | at Falcons | 09/08 | 9 | Kaden Elliss at Falcons 09/08 |
| Sacks | 1.0 | Montravius Adams Sr. T. J. Watt | at Falcons at Falcons | 09/08 09/08 | 1.5 | Grady Jarrett at Falcons 09/08 |
| SCORING | | | | | | |
| Touchdowns | 0 | Calvin Austin III Justin Fields Pat Freiermuth Najee Harris Van Jefferson Cordarrelle Patterson George Pickens MyCole Pruitt Jaylen Warren Darnell Washington | at Falcons at Falcons at Falcons at Falcons at Falcons at Falcons at Falcons at Falcons at Falcons at Falcons | 09/08 09/08 09/08 09/08 09/08 09/08 09/08 09/08 09/08 09/08 | 1 | Kyle Pitts at Falcons 09/08 |
| Field Goals Attempted | 6 | Chris Boswell | at Falcons | 09/08 | 1 | Younghoe Koo at Falcons 09/08 |
| Field Goals Made | 6 | Chris Boswell | at Falcons | 09/08 | 1 | Younghoe Koo at Falcons 09/08 |
| MISC. YARDS | | | | | | |
| Yards From Scrimmage | 85 | George Pickens | at Falcons | 09/08 | 111 | Bijan Robinson at Falcons 09/08 |
| Combined Net Yards | 85 | George Pickens | at Falcons | 09/08 | 111 | Bijan Robinson at Falcons 09/08 |
| LONGEST PLAYS | | OPPONENT | DATE | OPPONENT INDIVIDUAL LONGEST PLAYS | | DATE |
| RUSHING | | | | | | |
| Run From Scrimmage | 20 | Najee Harris | at Falcons | 09/08 | 13 | Tyler Allgeier at Falcons 09/08 Bijan Robinson at Falcons 09/08 |
| RECEIVING | | | | | | |
| Pass Reception | 40 | George Pickens | at Falcons | 09/08 | 20 | Ray-Ray McCloud III at Falcons 09/08 |
| Touchdown Reception | | | | | 12 | Kyle Pitts at Falcons 09/08 |
| PASSING | | | | | | |
| Passing Long | 40 | Justin Fields | at Falcons | 09/08 | 20 | Kirk Cousins at Falcons 09/08 |
| Touchdown Pass Long | | | | | 12 | Kirk Cousins at Falcons 09/08 |
| RETURNS | | | | | | |
| Punt Return | 16 | Calvin Austin III | at Falcons | 09/08 | 28 | Avery Williams at Falcons 09/08 |
| Kickoff Return | | | | | 29 | Ray-Ray McCloud III at Falcons 09/08 |
| Interception Return | 49 | Donte Jackson | at Falcons | 09/08 | | |
| KICKING | | | | | | |
| Punt | 58 | Cameron Johnston | at Falcons | 09/08 | 59 | Bradley Pinion at Falcons 09/08 |
| Field Goal | 57 | Chris Boswell | at Falcons | 09/08 | 24 | Younghoe Koo at Falcons 09/08 |
| Field Goal Attempt | 57 | Chris Boswell | at Falcons | 09/08 | 24 | Younghoe Koo at Falcons 09/08 |

[none]

2024 OPPONENTS BIG YARDAGE GAMES

[none]

| DATE | OPPONENT | QTR | STEELERS PLAYER | YDS. | DOWN | RESULT | QTR | OPP. PLAYER | YDS. | DOWN | RESULT |
|---------------|-----------------|-----|-----------------------------|------|-------------|------------|-----|------------------------------|------|-------------|-----------|
| 09/08 | at Atlanta | 2 | J. Fields -> G. Pickens | 33 | 1-10-PIT 42 | Field Goal | 2 | K. Cousins -> R. McCloud III | 20 | 1-10-ATL 22 | Touchdown |
| | | 3 | J. Fields -> G. Pickens | 40 | 1-10-PIT 32 | Field Goal | | | | | |
| 12/25 | Kansas City | -- | -- | -- | -- | -- | -- | -- | -- | -- | -- |
| 11/17 | Baltimore | -- | -- | -- | -- | -- | -- | -- | -- | -- | -- |
| 12/21 | at Baltimore | -- | -- | -- | -- | -- | -- | -- | -- | -- | -- |
| 12/01 | at Cincinnati | -- | -- | -- | -- | -- | -- | -- | -- | -- | -- |
| 01/05 | Cincinnati | -- | -- | -- | -- | -- | -- | -- | -- | -- | -- |
| 11/21 | at Cleveland | -- | -- | -- | -- | -- | -- | -- | -- | -- | -- |
| 12/08 | Cleveland | -- | -- | -- | -- | -- | -- | -- | -- | -- | -- |
| 10/06 | Dallas | -- | -- | -- | -- | -- | -- | -- | -- | -- | -- |
| 09/15 | at Denver | -- | -- | -- | -- | -- | -- | -- | -- | -- | -- |
| 09/29 | at Indianapolis | -- | -- | -- | -- | -- | -- | -- | -- | -- | -- |
| 10/28 | N.Y. Giants | -- | -- | -- | -- | -- | -- | -- | -- | -- | -- |
| 10/20 | N.Y. Jets | -- | -- | -- | -- | -- | -- | -- | -- | -- | -- |
| 10/13 | at Las Vegas | -- | -- | -- | -- | -- | -- | -- | -- | -- | -- |
| 09/22 | L.A. Chargers | -- | -- | -- | -- | -- | -- | -- | -- | -- | -- |
| 11/10 | at Washington | -- | -- | -- | -- | -- | -- | -- | -- | -- | -- |
| 12/15 | at Philadelphia | -- | -- | -- | -- | -- | -- | -- | -- | -- | -- |
| TOTALS | | | 2 - 73 (36.5), 0 TDS | | | | | 1 - 20 (20.0), 0 TDS | | | |

| DATE | OPPONENT | QTR | STEELERS PLAYER | YDS. | DOWN | RESULT | QTR | OPP. PLAYER | YDS. | DOWN | RESULT |
|---------------|-----------------|--------|-------------------------------|-----------------------------|--------------------------|---------------------|-------------|--|----------------|---|--------------------------------------|
| 09/08 | at Atlanta | 1 4 | Justin Fields Najee Harris | 12 20 | 3-7-PIT 33 2-3-PIT 29 | Field Goal Downs | 1 3 4 | Tyler Allgeier Bijan Robinson Bijan Robinson | 13 10 13 | 1-5-PIT 36 4-1-PIT 42 1-10-ATL 40 | Field Goal Fumble Interception |
| 12/25 | Kansas City | -- | -- | -- | -- | -- | -- | -- | -- | -- | -- |
| 11/17 | Baltimore | -- | -- | -- | -- | -- | -- | -- | -- | -- | -- |
| 12/21 | at Baltimore | -- | -- | -- | -- | -- | -- | -- | -- | -- | -- |
| 12/01 | at Cincinnati | -- | -- | -- | -- | -- | -- | -- | -- | -- | -- |
| 01/05 | Cincinnati | -- | -- | -- | -- | -- | -- | -- | -- | -- | -- |
| 11/21 | at Cleveland | -- | -- | -- | -- | -- | -- | -- | -- | -- | -- |
| 12/08 | Cleveland | -- | -- | -- | -- | -- | -- | -- | -- | -- | -- |
| 10/06 | Dallas | -- | -- | -- | -- | -- | -- | -- | -- | -- | -- |
| 09/15 | at Denver | -- | -- | -- | -- | -- | -- | -- | -- | -- | -- |
| 09/29 | at Indianapolis | -- | -- | -- | -- | -- | -- | -- | -- | -- | -- |
| 10/28 | N.Y. Giants | -- | -- | -- | -- | -- | -- | -- | -- | -- | -- |
| 10/20 | N.Y. Jets | -- | -- | -- | -- | -- | -- | -- | -- | -- | -- |
| 10/13 | at Las Vegas | -- | -- | -- | -- | -- | -- | -- | -- | -- | -- |
| 09/22 | L.A. Chargers | -- | -- | -- | -- | -- | -- | -- | -- | -- | -- |
| 11/10 | at Washington | -- | -- | -- | -- | -- | -- | -- | -- | -- | -- |
| 12/15 | at Philadelphia | -- | -- | -- | -- | -- | -- | -- | -- | -- | -- |
| TOTALS | | | | 2 - 32 (16.0), 0 TDS | | | | | | 3 - 36 (12.0), 0 TDS | |

| DATE | OPPONENT | RUSHES | | | | RECEPTIONS | | | | RETURNS | | | | |
|-------|-----------------|----------|-------------------------------|--------|-------------|------------|----------------------------------|--------|----------|---------|---------------------|-----|--------|-----|
| | | GAIN | PLAYER | QTR | RESULT | GAIN | PLAYER | QTR | RESULT | GAIN | PLAYER | QTR | RESULT | |
| 09/08 | at Atlanta | 12 20 | Justin Fields Najee Harris | 1 4 | FG Downs | 33 40 | George Pickens George Pickens | 2 3 | FG FG | 49 | Donte Jackson (INT) | | 4 | INT |
| 09/15 | at Denver | -- | -- | -- | -- | -- | -- | -- | -- | -- | -- | -- | -- | -- |
| 09/22 | L.A. Chargers | -- | -- | -- | -- | -- | -- | -- | -- | -- | -- | -- | -- | -- |
| 09/29 | at Indianapolis | -- | -- | -- | -- | -- | -- | -- | -- | -- | -- | -- | -- | -- |
| 10/06 | Dallas | -- | -- | -- | -- | -- | -- | -- | -- | -- | -- | -- | -- | -- |
| 10/13 | at Las Vegas | -- | -- | -- | -- | -- | -- | -- | -- | -- | -- | -- | -- | -- |
| 10/20 | N.Y. Jets | -- | -- | -- | -- | -- | -- | -- | -- | -- | -- | -- | -- | -- |
| 10/28 | N.Y. Giants | -- | -- | -- | -- | -- | -- | -- | -- | -- | -- | -- | -- | -- |
| 11/10 | at Washington | -- | -- | -- | -- | -- | -- | -- | -- | -- | -- | -- | -- | -- |
| 11/17 | Baltimore | -- | -- | -- | -- | -- | -- | -- | -- | -- | -- | -- | -- | -- |
| 11/21 | at Cleveland | -- | -- | -- | -- | -- | -- | -- | -- | -- | -- | -- | -- | -- |
| 12/01 | at Cincinnati | -- | -- | -- | -- | -- | -- | -- | -- | -- | -- | -- | -- | -- |
| 12/08 | Cleveland | -- | -- | -- | -- | -- | -- | -- | -- | -- | -- | -- | -- | -- |
| 12/15 | at Philadelphia | -- | -- | -- | -- | -- | -- | -- | -- | -- | -- | -- | -- | -- |
| 12/21 | at Baltimore | -- | -- | -- | -- | -- | -- | -- | -- | -- | -- | -- | -- | -- |
| 12/25 | Kansas City | -- | -- | -- | -- | -- | -- | -- | -- | -- | -- | -- | -- | -- |
| 01/05 | Cincinnati | -- | -- | -- | -- | -- | -- | -- | -- | -- | -- | -- | -- | -- |

* --result within the same drive

| DATE | OPPONENT | RUSHES | | | | RECEPTIONS | | | | RETURNS | | | |
|-------|-----------------|----------------|--|-------------|---------------------|------------|---------------------|-----|--------|---------|--------|-----|--------|
| | | GAIN | PLAYER | QTR | RESULT | GAIN | PLAYER | QTR | RESULT | GAIN | PLAYER | QTR | RESULT |
| 09/08 | at Atlanta | 13 10 13 | Tyler Allgeier Bijan Robinson Bijan Robinson | 1 3 4 | FG Fumble INT | 20 | Ray-Ray McCloud III | 2 | TD | | | | |
| 09/15 | at Denver | -- | -- | -- | -- | -- | -- | -- | -- | -- | -- | -- | -- |
| 09/22 | L.A. Chargers | -- | -- | -- | -- | -- | -- | -- | -- | -- | -- | -- | -- |
| 09/29 | at Indianapolis | -- | -- | -- | -- | -- | -- | -- | -- | -- | -- | -- | -- |
| 10/06 | Dallas | -- | -- | -- | -- | -- | -- | -- | -- | -- | -- | -- | -- |
| 10/13 | at Las Vegas | -- | -- | -- | -- | -- | -- | -- | -- | -- | -- | -- | -- |
| 10/20 | N.Y. Jets | -- | -- | -- | -- | -- | -- | -- | -- | -- | -- | -- | -- |
| 10/28 | N.Y. Giants | -- | -- | -- | -- | -- | -- | -- | -- | -- | -- | -- | -- |
| 11/10 | at Washington | -- | -- | -- | -- | -- | -- | -- | -- | -- | -- | -- | -- |
| 11/17 | Baltimore | -- | -- | -- | -- | -- | -- | -- | -- | -- | -- | -- | -- |
| 11/21 | at Cleveland | -- | -- | -- | -- | -- | -- | -- | -- | -- | -- | -- | -- |
| 12/01 | at Cincinnati | -- | -- | -- | -- | -- | -- | -- | -- | -- | -- | -- | -- |
| 12/08 | Cleveland | -- | -- | -- | -- | -- | -- | -- | -- | -- | -- | -- | -- |
| 12/15 | at Philadelphia | -- | -- | -- | -- | -- | -- | -- | -- | -- | -- | -- | -- |
| 12/21 | at Baltimore | -- | -- | -- | -- | -- | -- | -- | -- | -- | -- | -- | -- |
| 12/25 | Kansas City | -- | -- | -- | -- | -- | -- | -- | -- | -- | -- | -- | -- |
| 01/05 | Cincinnati | -- | -- | -- | -- | -- | -- | -- | -- | -- | -- | -- | -- |

* -- result within the same drive

| DATE | OPPONENT | QTR | RETURN | STEELERS PLAYER | YDS. | DOWN | RESULT | QTR | RETURN | OPP. PLAYER | YDS. | DOWN | RESULT |
|---------------|-----------------|-----------------------------|--------|-------------------|------|--------|-----------------------------|-----|--------|----------------|------|--------|--------|
| 09/08 | at Atlanta | 2 | Punt | Calvin Austin III | 13 | PIT 22 | Punt | 3 | Punt | Avery Williams | 28 | ATL 49 | Fumble |
| | | 3 | Punt | Calvin Austin III | 12 | PIT 32 | Field | | | | | | |
| | | 4 | Punt | Calvin Austin III | 16 | PIT 38 | Goal | | | | | | |
| | | 4 | INT | Donte Jackson | 49 | ATL 18 | Punt | | | | | | |
| | | | | | | | Field | | | | | | |
| | | | | | | | Goal | | | | | | |
| 09/15 | at Denver | -- | -- | -- | -- | -- | -- | -- | -- | -- | -- | -- | -- |
| 09/22 | L.A. Chargers | -- | -- | -- | -- | -- | -- | -- | -- | -- | -- | -- | -- |
| 09/29 | at Indianapolis | -- | -- | -- | -- | -- | -- | -- | -- | -- | -- | -- | -- |
| 10/06 | Dallas | -- | -- | -- | -- | -- | -- | -- | -- | -- | -- | -- | -- |
| 10/13 | at Las Vegas | -- | -- | -- | -- | -- | -- | -- | -- | -- | -- | -- | -- |
| 10/20 | N.Y. Jets | -- | -- | -- | -- | -- | -- | -- | -- | -- | -- | -- | -- |
| 10/28 | N.Y. Giants | -- | -- | -- | -- | -- | -- | -- | -- | -- | -- | -- | -- |
| 11/10 | at Washington | -- | -- | -- | -- | -- | -- | -- | -- | -- | -- | -- | -- |
| 11/17 | Baltimore | -- | -- | -- | -- | -- | -- | -- | -- | -- | -- | -- | -- |
| 11/21 | at Cleveland | -- | -- | -- | -- | -- | -- | -- | -- | -- | -- | -- | -- |
| 12/01 | at Cincinnati | -- | -- | -- | -- | -- | -- | -- | -- | -- | -- | -- | -- |
| 12/08 | Cleveland | -- | -- | -- | -- | -- | -- | -- | -- | -- | -- | -- | -- |
| 12/15 | at Philadelphia | -- | -- | -- | -- | -- | -- | -- | -- | -- | -- | -- | -- |
| 12/21 | at Baltimore | -- | -- | -- | -- | -- | -- | -- | -- | -- | -- | -- | -- |
| 12/25 | Kansas City | -- | -- | -- | -- | -- | -- | -- | -- | -- | -- | -- | -- |
| 01/05 | Cincinnati | -- | -- | -- | -- | -- | -- | -- | -- | -- | -- | -- | -- |
| TOTALS | | 4 - 90 (22.5), 0 TDS | | | | | 1 - 28 (28.0), 0 TDS | | | | | | |

| WEEK 1: STEELERS 18, FALCONS 10 | | | | | | | | | | | | | SEPTEMBER 8, 2024 | | | | | | | | | | | | |
|---------------------------------|-------|-------|------|--------------|--------|-------|-----|-----|-----|-----|--------|------------|-------------------|-------|-------|------|----------|--------|-------|-----|-----|-----|-----|--------|--------------|
| STEELERS | | | | | | | | | | | | | FALCONS | | | | | | | | | | | | |
| # | RECD | LOST | POSS | OBTAINED | BEGAN | PLAYS | YDS | PEN | NET | 1ST | ENDED | GIVEN UP | # | RECD | LOST | POSS | OBTAINED | BEGAN | PLAYS | YDS | PEN | NET | 1ST | ENDED | GIVEN UP |
| 1 | 09:06 | 04:37 | 4:29 | Kickoff | PIT 30 | 10 | 31 | 0 | 31 | 2 | ATL 39 | Field Goal | 1 | 15:00 | 09:06 | 5:54 | Kickoff | ATL 30 | 12 | 59 | 5 | 64 | 4 | PIT 6 | Field Goal |
| 2 | 04:02 | 12:54 | 6:08 | Interception | PIT 49 | 10 | 18 | 0 | 18 | 2 | ATL 33 | Field Goal | 2 | 04:37 | 04:02 | 0:35 | Kickoff | ATL 30 | 2 | 9 | 0 | 9 | 0 | ATL 39 | Interception |
| 3 | 08:58 | 03:50 | 5:08 | Punt | PIT 22 | 8 | 38 | -15 | 23 | 2 | PIT 45 | Punt | 3 | 12:54 | 08:58 | 3:56 | Kickoff | ATL 28 | 7 | 22 | 0 | 22 | 2 | | Punt |
| 4 | 00:32 | 00:00 | 0:32 | Kickoff | PIT 30 | 4 | 45 | 0 | 45 | 2 | ATL 25 | Field Goal | 4 | 03:50 | 00:32 | 3:18 | Punt | ATL 10 | 9 | 65 | 5 | 90 | 6 | PIT 12 | Touchdown |
| 5 | 15:00 | 12:56 | 2:04 | Kickoff | PIT 30 | 3 | -9 | 0 | -9 | 0 | PIT 21 | Punt | 5 | 12:56 | 10:29 | 2:27 | Punt | ATL 49 | 5 | 13 | 0 | 13 | 1 | PIT 32 | Fumble |
| 6 | 10:29 | 07:45 | 2:44 | Fumble | PIT 38 | 9 | 19 | 5 | 24 | 2 | ATL 38 | Field Goal | 6 | 07:45 | 03:49 | 3:56 | Kickoff | ATL 30 | 5 | 5 | -5 | 0 | 1 | ATL 30 | Punt |
| 7 | 03:49 | 00:25 | 3:24 | Punt | PIT 32 | 5 | 56 | -10 | 46 | 1 | ATL 22 | Field Goal | 7 | 00:25 | 14:17 | 1:08 | Kickoff | ATL 30 | 3 | 5 | -10 | -5 | 0 | ATL 25 | Punt |
| 8 | 14:17 | 07:09 | 7:08 | Punt | PIT 22 | 13 | 72 | 0 | 72 | 4 | ATL 6 | Downs | 8 | 07:09 | 05:13 | 1:56 | Downs | ATL 6 | 3 | 11 | -4 | 7 | 0 | ATL 13 | Punt |
| 9 | 05:13 | 03:20 | 1:53 | Punt | PIT 38 | 3 | -11 | -10 | -21 | 0 | PIT 17 | Punt | 9 | 03:20 | 02:34 | 0:46 | Punt | ATL 40 | 2 | 13 | 0 | 13 | 1 | PIT 47 | Interception |
| 10 | 02:34 | 00:28 | 2:06 | Interception | ATL 18 | 7 | 11 | 0 | 11 | 1 | ATL 7 | Field Goal | 10 | 00:28 | 00:00 | 0:28 | Kickoff | ATL 30 | 3 | -2 | 0 | -2 | 0 | ATL 37 | End Game |

| | | STEELERS | | | | | | | | OPPONENT | | | | | | | |
|-------|------------|------------|-----|------|--------|-------------|-----|------|--------|------------|-----|------|--------|-------------|-----|------|--------|
| | | FIRST HALF | | | | SECOND HALF | | | | FIRST HALF | | | | SECOND HALF | | | |
| DATE | OPPONENT | PLAYS | YDS | TIME | RESULT | PLAYS | YDS | TIME | RESULT | PLAYS | YDS | TIME | RESULT | PLAYS | YDS | TIME | RESULT |
| 09/08 | at Falcons | 10 | 31 | 4:29 | FG | 3 | -9 | 2:04 | Punt | 12 | 64 | 5:54 | FG | 5 | 13 | 2:27 | FUM |

| STEELERS | | STARTING QB | POSS | TD | PAT | 2-PT | M-2PT | FG | FGA | MFG | BK-FG | PUNT | INT | FUM | SAF | DWNS | HFG | MPTS | TD% | SCORE | %PTS/POSS | |
|--------------------|-----------------|-------------|-----------|----------|----------|----------|----------|----------|----------|----------|----------|----------|----------|----------|----------|----------|----------|----------|-----------|------------|-------------|-------------|
| 9/8 | at Atlanta | Fields | 10 | 0 | 0 | 0 | 0 | 6 | 6 | 0 | 0 | 3 | 0 | 0 | 0 | 1 | 0 | 0 | 18 | 0.0 | 60.0 | 1.80 |
| 9/15 | at Denver | -- | -- | -- | -- | -- | -- | -- | -- | -- | -- | -- | -- | -- | -- | -- | -- | -- | -- | -- | -- | -- |
| 9/22 | L.A. Chargers | -- | -- | -- | -- | -- | -- | -- | -- | -- | -- | -- | -- | -- | -- | -- | -- | -- | -- | -- | -- | -- |
| 9/29 | at Indianapolis | -- | -- | -- | -- | -- | -- | -- | -- | -- | -- | -- | -- | -- | -- | -- | -- | -- | -- | -- | -- | -- |
| 10/6 | Dallas | -- | -- | -- | -- | -- | -- | -- | -- | -- | -- | -- | -- | -- | -- | -- | -- | -- | -- | -- | -- | -- |
| 10/13 | at Las Vegas | -- | -- | -- | -- | -- | -- | -- | -- | -- | -- | -- | -- | -- | -- | -- | -- | -- | -- | -- | -- | -- |
| 10/20 | N.Y. Jets | -- | -- | -- | -- | -- | -- | -- | -- | -- | -- | -- | -- | -- | -- | -- | -- | -- | -- | -- | -- | -- |
| 10/28 | N.Y. Giants | -- | -- | -- | -- | -- | -- | -- | -- | -- | -- | -- | -- | -- | -- | -- | -- | -- | -- | -- | -- | -- |
| 11/10 | at Washington | -- | -- | -- | -- | -- | -- | -- | -- | -- | -- | -- | -- | -- | -- | -- | -- | -- | -- | -- | -- | -- |
| 11/17 | Baltimore | -- | -- | -- | -- | -- | -- | -- | -- | -- | -- | -- | -- | -- | -- | -- | -- | -- | -- | -- | -- | -- |
| 11/21 | at Cleveland | -- | -- | -- | -- | -- | -- | -- | -- | -- | -- | -- | -- | -- | -- | -- | -- | -- | -- | -- | -- | -- |
| 12/1 | at Cincinnati | -- | -- | -- | -- | -- | -- | -- | -- | -- | -- | -- | -- | -- | -- | -- | -- | -- | -- | -- | -- | -- |
| 12/8 | Cleveland | -- | -- | -- | -- | -- | -- | -- | -- | -- | -- | -- | -- | -- | -- | -- | -- | -- | -- | -- | -- | -- |
| 12/15 | at Philadelphia | -- | -- | -- | -- | -- | -- | -- | -- | -- | -- | -- | -- | -- | -- | -- | -- | -- | -- | -- | -- | -- |
| 12/21 | at Baltimore | -- | -- | -- | -- | -- | -- | -- | -- | -- | -- | -- | -- | -- | -- | -- | -- | -- | -- | -- | -- | -- |
| 12/25 | Kansas City | -- | -- | -- | -- | -- | -- | -- | -- | -- | -- | -- | -- | -- | -- | -- | -- | -- | -- | -- | -- | -- |
| 1/5 | Cincinnati | -- | -- | -- | -- | -- | -- | -- | -- | -- | -- | -- | -- | -- | -- | -- | -- | -- | -- | -- | -- | -- |
| 2024 TOTALS | | | 10 | 0 | 0 | 0 | 0 | 6 | 6 | 0 | 0 | 3 | 0 | 0 | 0 | 1 | 0 | 0 | 18 | 0.0 | 60.0 | 1.80 |

| OPPONENTS | | STARTING QB | POSS | STD | PAT | 2-PT | M-2PT | FG | FGA | MFG | 8K | FG | PUNT | INT | FUM | SAF | DWNS | HF | GM | PTS | TD% | SCORE% | PTS/POSS |
|-------------|-----------------|-------------|------|-----|-----|------|-------|----|-----|-----|----|----|------|-----|-----|-----|------|----|----|-----|------|--------|----------|
| 9/8 | at Atlanta | K. Cousins | 10 | 1 | 1 | 0 | 0 | 1 | 1 | 0 | 0 | 0 | 4 | 2 | 1 | 0 | 0 | 0 | 1 | 10 | 10.0 | 20.0 | 1.00 |
| 9/15 | at Denver | -- | -- | -- | -- | -- | -- | -- | -- | -- | -- | -- | -- | -- | -- | -- | -- | -- | -- | -- | -- | -- | -- |
| 9/22 | L.A. Chargers | -- | -- | -- | -- | -- | -- | -- | -- | -- | -- | -- | -- | -- | -- | -- | -- | -- | -- | -- | -- | -- | -- |
| 9/29 | at Indianapolis | -- | -- | -- | -- | -- | -- | -- | -- | -- | -- | -- | -- | -- | -- | -- | -- | -- | -- | -- | -- | -- | -- |
| 10/6 | Dallas | -- | -- | -- | -- | -- | -- | -- | -- | -- | -- | -- | -- | -- | -- | -- | -- | -- | -- | -- | -- | -- | -- |
| 10/13 | at Las Vegas | -- | -- | -- | -- | -- | -- | -- | -- | -- | -- | -- | -- | -- | -- | -- | -- | -- | -- | -- | -- | -- | -- |
| 10/20 | N.Y. Jets | -- | -- | -- | -- | -- | -- | -- | -- | -- | -- | -- | -- | -- | -- | -- | -- | -- | -- | -- | -- | -- | -- |
| 10/28 | N.Y. Giants | -- | -- | -- | -- | -- | -- | -- | -- | -- | -- | -- | -- | -- | -- | -- | -- | -- | -- | -- | -- | -- | -- |
| 11/10 | at Washington | -- | -- | -- | -- | -- | -- | -- | -- | -- | -- | -- | -- | -- | -- | -- | -- | -- | -- | -- | -- | -- | -- |
| 11/17 | Baltimore | -- | -- | -- | -- | -- | -- | -- | -- | -- | -- | -- | -- | -- | -- | -- | -- | -- | -- | -- | -- | -- | -- |
| 11/21 | at Cleveland | -- | -- | -- | -- | -- | -- | -- | -- | -- | -- | -- | -- | -- | -- | -- | -- | -- | -- | -- | -- | -- | -- |
| 12/1 | at Cincinnati | -- | -- | -- | -- | -- | -- | -- | -- | -- | -- | -- | -- | -- | -- | -- | -- | -- | -- | -- | -- | -- | -- |
| 12/8 | Cleveland | -- | -- | -- | -- | -- | -- | -- | -- | -- | -- | -- | -- | -- | -- | -- | -- | -- | -- | -- | -- | -- | -- |
| 12/15 | at Philadelphia | -- | -- | -- | -- | -- | -- | -- | -- | -- | -- | -- | -- | -- | -- | -- | -- | -- | -- | -- | -- | -- | -- |
| 12/21 | at Baltimore | -- | -- | -- | -- | -- | -- | -- | -- | -- | -- | -- | -- | -- | -- | -- | -- | -- | -- | -- | -- | -- | -- |
| 12/25 | Kansas City | -- | -- | -- | -- | -- | -- | -- | -- | -- | -- | -- | -- | -- | -- | -- | -- | -- | -- | -- | -- | -- | -- |
| 1/5 | Cincinnati | -- | -- | -- | -- | -- | -- | -- | -- | -- | -- | -- | -- | -- | -- | -- | -- | -- | -- | -- | -- | -- | -- |
| 2024 TOTALS | | | 10 | 1 | 1 | 0 | 0 | 1 | 1 | 0 | 0 | 0 | 4 | 2 | 1 | 0 | 0 | 0 | 1 | 10 | 10.0 | 20.0 | 1.00 |

| DATE | OPPONENT | ACQUIRED | DRIVE START | PLAYS | YARDS | Q:TIME | FIRST DOWNS | SCORING PLAY | PIT | OPP |
|-------|------------|--------------|-------------|-------|-------|---------|-------------|----------------------------|-----|-----|
| 09/08 | at Atlanta | Kickoff | PIT 30 | 10 | 31 | Q1:4:29 | 2 | C. Boswell: 57-yard FG | 3 | 3 |
| | | Interception | PIT 49 | 10 | 18 | Q1:6:08 | 2 | Q2: C. Boswell: 51-yard FG | 6 | 3 |
| | | Kickoff | PIT 30 | 4 | 45 | Q2:0:32 | 2 | C. Boswell: 44-yard FG | 9 | 10 |
| | | Fumble | PIT 38 | 9 | 24 | Q3:2:44 | 2 | C. Boswell: 56-yard FG | 12 | 10 |
| | | Punt | PIT 32 | 5 | 46 | Q3:3:24 | 1 | C. Boswell: 40-yard FG | 15 | 10 |
| | | Interception | ATL 18 | 7 | 11 | Q4:2:06 | 1 | C. Boswell: 25-yard FG | 18 | 10 |
| | | AVG | | | 7.5 | 29.2 | 3:13 | 1.7 | | |

| DATE | OPPONENT | ACQUIRED | DRIVE START | PLAYS | YARDS | Q TIME | FIRST DOWNS | SCORING PLAY | PIT | OPP |
|---------------|------------|-----------------|------------------|-------------|-------------|--------------------|-------------|--|--------|---------|
| 09/08 | at Atlanta | Kickoff Punt | ATL 30 ATL 10 | 12 9 | 64 90 | Q1 5:54 Q2 3:18 | 4 6 | Y. Koo: 24-yard FG K. Pitts: 12-yard pass from K. Cousins | 0 6 | 3 10 |
| 09/15 | -- | -- | -- | -- | -- | -- | -- | -- | -- | -- |
| 09/22 | -- | -- | -- | -- | -- | -- | -- | -- | -- | -- |
| 09/29 | -- | -- | -- | -- | -- | -- | -- | -- | -- | -- |
| 10/06 | -- | -- | -- | -- | -- | -- | -- | -- | -- | -- |
| 10/13 | -- | -- | -- | -- | -- | -- | -- | -- | -- | -- |
| 10/20 | -- | -- | -- | -- | -- | -- | -- | -- | -- | -- |
| 10/28 | -- | -- | -- | -- | -- | -- | -- | -- | -- | -- |
| 11/10 | -- | -- | -- | -- | -- | -- | -- | -- | -- | -- |
| 11/17 | -- | -- | -- | -- | -- | -- | -- | -- | -- | -- |
| 11/21 | -- | -- | -- | -- | -- | -- | -- | -- | -- | -- |
| 12/01 | -- | -- | -- | -- | -- | -- | -- | -- | -- | -- |
| 12/08 | -- | -- | -- | -- | -- | -- | -- | -- | -- | -- |
| 12/15 | -- | -- | -- | -- | -- | -- | -- | -- | -- | -- |
| 12/21 | -- | -- | -- | -- | -- | -- | -- | -- | -- | -- |
| 12/25 | -- | -- | -- | -- | -- | -- | -- | -- | -- | -- |
| 01/05 | -- | -- | -- | -- | -- | -- | -- | -- | -- | -- |
| AVG | | | | 10.5 | 77.0 | 4:36 | 5.0 | | | |
| TOTALS | | | | 21 | 154 | 9:12 | 10 | | | |

| PLAYS | | | NET YARDS | | | TIME | | |
|-------|-----------------|------------|-----------|-----------------|--------------------------------|-------|-----------------|--------------|
| DATE | OPPONENT | PLAYS | DATE | OPPONENT | NET YARDS | DATE | OPPONENT | TIME |
| 9/8 | at Atlanta | 13 (downs) | 9/8 | at Atlanta | 72 (downs) [PEN: 0, GROSS: 72] | 9/8 | at Atlanta | 7:08 (downs) |
| 9/15 | at Denver | -- | 9/15 | at Denver | -- | 9/15 | at Denver | -- |
| 9/22 | L.A. Chargers | -- | 9/22 | L.A. Chargers | -- | 9/22 | L.A. Chargers | -- |
| 9/29 | at Indianapolis | -- | 9/29 | at Indianapolis | -- | 9/29 | at Indianapolis | -- |
| 10/6 | Dallas | -- | 10/6 | Dallas | -- | 10/6 | Dallas | -- |
| 10/13 | at Las Vegas | -- | 10/13 | at Las Vegas | -- | 10/13 | at Las Vegas | -- |
| 10/20 | N.Y. Jets | -- | 10/20 | N.Y. Jets | -- | 10/20 | N.Y. Jets | -- |
| 10/28 | N.Y. Giants | -- | 10/28 | N.Y. Giants | -- | 10/28 | N.Y. Giants | -- |
| 11/10 | at Washington | -- | 11/10 | at Washington | -- | 11/10 | at Washington | -- |
| 11/17 | Baltimore | -- | 11/17 | Baltimore | -- | 11/17 | Baltimore | -- |
| 11/21 | at Cleveland | -- | 11/21 | at Cleveland | -- | 11/21 | at Cleveland | -- |
| 12/1 | at Cincinnati | -- | 12/1 | at Cincinnati | -- | 12/1 | at Cincinnati | -- |
| 12/8 | Cleveland | -- | 12/8 | Cleveland | -- | 12/8 | Cleveland | -- |
| 12/15 | at Philadelphia | -- | 12/15 | at Philadelphia | -- | 12/15 | at Philadelphia | -- |
| 12/21 | at Baltimore | -- | 12/21 | at Baltimore | -- | 12/21 | at Baltimore | -- |
| 12/25 | Kansas City | -- | 12/25 | Kansas City | -- | 12/25 | Kansas City | -- |
| 1/5 | Cincinnati | -- | 1/5 | Cincinnati | -- | 1/5 | Cincinnati | -- |

| PLAYS | | | NET YARDS | | | TIME | | |
|-------|-----------------|-----------------|-----------|-----------------|------------------------------------|-------|-----------------|-------------------|
| DATE | OPPONENT | PLAYS | DATE | OPPONENT | NET YARDS | DATE | OPPONENT | TIME |
| 9/8 | at Atlanta | 12 (field goal) | 9/8 | at Atlanta | 90 (touchdown) [PEN: 5, GROSS: 85] | 9/8 | at Atlanta | 5:54 (field goal) |
| 9/15 | at Denver | -- | 9/15 | at Denver | -- | 9/15 | at Denver | -- |
| 9/22 | L.A. Chargers | -- | 9/22 | L.A. Chargers | -- | 9/22 | L.A. Chargers | -- |
| 9/29 | at Indianapolis | -- | 9/29 | at Indianapolis | -- | 9/29 | at Indianapolis | -- |
| 10/6 | Dallas | -- | 10/6 | Dallas | -- | 10/6 | Dallas | -- |
| 10/13 | at Las Vegas | -- | 10/13 | at Las Vegas | -- | 10/13 | at Las Vegas | -- |
| 10/20 | N.Y. Jets | -- | 10/20 | N.Y. Jets | -- | 10/20 | N.Y. Jets | -- |
| 10/28 | N.Y. Giants | -- | 10/28 | N.Y. Giants | -- | 10/28 | N.Y. Giants | -- |
| 11/10 | at Washington | -- | 11/10 | at Washington | -- | 11/10 | at Washington | -- |
| 11/17 | Baltimore | -- | 11/17 | Baltimore | -- | 11/17 | Baltimore | -- |
| 11/21 | at Cleveland | -- | 11/21 | at Cleveland | -- | 11/21 | at Cleveland | -- |
| 12/1 | at Cincinnati | -- | 12/1 | at Cincinnati | -- | 12/1 | at Cincinnati | -- |
| 12/8 | Cleveland | -- | 12/8 | Cleveland | -- | 12/8 | Cleveland | -- |
| 12/15 | at Philadelphia | -- | 12/15 | at Philadelphia | -- | 12/15 | at Philadelphia | -- |
| 12/21 | at Baltimore | -- | 12/21 | at Baltimore | -- | 12/21 | at Baltimore | -- |
| 12/25 | Kansas City | -- | 12/25 | Kansas City | -- | 12/25 | Kansas City | -- |
| 1/5 | Cincinnati | -- | 1/5 | Cincinnati | -- | 1/5 | Cincinnati | -- |

| DATE | OPPONENT | OFFENSE | DEFENSE |
|-------|-----------------|------------------------|----------------------------|
| 09/08 | at Atlanta | Downs FG - 25 yards | FG - 24 yards TD - Pass |
| 09/15 | at Denver | -- | -- |
| 09/22 | L.A. Chargers | -- | -- |
| 09/29 | at Indianapolis | -- | -- |
| 10/06 | Dallas | -- | -- |
| 10/13 | at Las Vegas | -- | -- |
| 10/20 | N.Y. Jets | -- | -- |
| 10/28 | N.Y. Giants | -- | -- |
| 11/10 | at Washington | -- | -- |
| 11/17 | Baltimore | -- | -- |
| 11/21 | at Cleveland | -- | -- |
| 12/01 | at Cincinnati | -- | -- |
| 12/08 | Cleveland | -- | -- |
| 12/15 | at Philadelphia | -- | -- |
| 12/21 | at Baltimore | -- | -- |
| 12/25 | Kansas City | -- | -- |
| 01/05 | Cincinnati | -- | -- |

| OFFENSE DEFENSE | | |
|----------------------------|-----|------|
| Inside the 20 | 2 | 2 |
| Scores | 1 | 2 |
| Touchdowns | 0 | 1 |
| Field Goals | 1 | 1 |
| Total Points in 20 | 3 | 10 |
| Fumbles | 0 | 0 |
| Interceptions | 0 | 0 |
| Missed Field Goals | 0 | 0 |
| Lost on Downs | 1 | 0 |
| End of Half/Game | 0 | 0 |
| TDs Outside | 0 | 0 |
| Red-Zone Percentage | 0.0 | 50.0 |

| STEELERS | | | | | | | | | | | | | | | | | | |
|---------------|-----------------|----------|----------|----------|----------|----------|----------|----------|----------|----------|----------|----------|------------|----------|----------|------------|-------------|------------|
| Date | Opponent | Pos | TD | PAT | 2-Pt. | Miss PAT | FG | FGA | Bk/MFG | INT | Fum | Dwns | Drive Ends | | | Score | | |
| | | | | | | | | | | | | | Half | Game | Pts | TD% | Pct. | Pts/Poss |
| 09/08 | at Atlanta | 2 | 0 | 0 | 0 | 0 | 1 | 1 | 0 | 0 | 0 | 1 | 0 | 0 | 3 | 0.0 | 50.0 | 1.5 |
| 09/15 | at Denver | -- | -- | -- | -- | -- | -- | -- | -- | -- | -- | -- | -- | -- | -- | -- | -- | -- |
| 09/22 | L.A. Chargers | -- | -- | -- | -- | -- | -- | -- | -- | -- | -- | -- | -- | -- | -- | -- | -- | -- |
| 09/29 | at Indianapolis | -- | -- | -- | -- | -- | -- | -- | -- | -- | -- | -- | -- | -- | -- | -- | -- | -- |
| 10/06 | Dallas | -- | -- | -- | -- | -- | -- | -- | -- | -- | -- | -- | -- | -- | -- | -- | -- | -- |
| 10/13 | at Las Vegas | -- | -- | -- | -- | -- | -- | -- | -- | -- | -- | -- | -- | -- | -- | -- | -- | -- |
| 10/20 | N.Y. Jets | -- | -- | -- | -- | -- | -- | -- | -- | -- | -- | -- | -- | -- | -- | -- | -- | -- |
| 10/28 | N.Y. Giants | -- | -- | -- | -- | -- | -- | -- | -- | -- | -- | -- | -- | -- | -- | -- | -- | -- |
| 11/10 | at Washington | -- | -- | -- | -- | -- | -- | -- | -- | -- | -- | -- | -- | -- | -- | -- | -- | -- |
| 11/17 | Baltimore | -- | -- | -- | -- | -- | -- | -- | -- | -- | -- | -- | -- | -- | -- | -- | -- | -- |
| 11/21 | at Cleveland | -- | -- | -- | -- | -- | -- | -- | -- | -- | -- | -- | -- | -- | -- | -- | -- | -- |
| 12/01 | at Cincinnati | -- | -- | -- | -- | -- | -- | -- | -- | -- | -- | -- | -- | -- | -- | -- | -- | -- |
| 12/08 | Cleveland | -- | -- | -- | -- | -- | -- | -- | -- | -- | -- | -- | -- | -- | -- | -- | -- | -- |
| 12/15 | at Philadelphia | -- | -- | -- | -- | -- | -- | -- | -- | -- | -- | -- | -- | -- | -- | -- | -- | -- |
| 12/21 | at Baltimore | -- | -- | -- | -- | -- | -- | -- | -- | -- | -- | -- | -- | -- | -- | -- | -- | -- |
| 12/25 | Kansas City | -- | -- | -- | -- | -- | -- | -- | -- | -- | -- | -- | -- | -- | -- | -- | -- | -- |
| 01/05 | Cincinnati | -- | -- | -- | -- | -- | -- | -- | -- | -- | -- | -- | -- | -- | -- | -- | -- | -- |
| TOTALS | | 2 | 0 | 0 | 0 | 0 | 1 | 1 | 0 | 0 | 0 | 1 | 0 | 0 | 3 | 0.0 | 50.0 | 1.5 |

| OPPONENT | | | | | | | | | | | | | | | | | | |
|---------------|-----------------|----------|----------|----------|----------|----------|----------|----------|----------|----------|----------|----------|------------|----------|-----------|-------------|--------------|------------|
| Date | Opponent | Pos | TD | PAT | 2-Pt. | Miss PAT | FG | FGA | Bk/MFG | INT | Fum | Dwns | Drive Ends | | | Score | | |
| | | | | | | | | | | | | | Half | Game | Pts | TD% | Pct. | Pts/Poss |
| 09/08 | at Atlanta | 2 | 1 | 1 | 0 | 0 | 1 | 1 | 0 | 0 | 0 | 0 | 0 | 0 | 10 | 50.0 | 100.0 | 5.0 |
| 09/15 | at Denver | -- | -- | -- | -- | -- | -- | -- | -- | -- | -- | -- | -- | -- | -- | -- | -- | -- |
| 09/22 | L.A. Chargers | -- | -- | -- | -- | -- | -- | -- | -- | -- | -- | -- | -- | -- | -- | -- | -- | -- |
| 09/29 | at Indianapolis | -- | -- | -- | -- | -- | -- | -- | -- | -- | -- | -- | -- | -- | -- | -- | -- | -- |
| 10/06 | Dallas | -- | -- | -- | -- | -- | -- | -- | -- | -- | -- | -- | -- | -- | -- | -- | -- | -- |
| 10/13 | at Las Vegas | -- | -- | -- | -- | -- | -- | -- | -- | -- | -- | -- | -- | -- | -- | -- | -- | -- |
| 10/20 | N.Y. Jets | -- | -- | -- | -- | -- | -- | -- | -- | -- | -- | -- | -- | -- | -- | -- | -- | -- |
| 10/28 | N.Y. Giants | -- | -- | -- | -- | -- | -- | -- | -- | -- | -- | -- | -- | -- | -- | -- | -- | -- |
| 11/10 | at Washington | -- | -- | -- | -- | -- | -- | -- | -- | -- | -- | -- | -- | -- | -- | -- | -- | -- |
| 11/17 | Baltimore | -- | -- | -- | -- | -- | -- | -- | -- | -- | -- | -- | -- | -- | -- | -- | -- | -- |
| 11/21 | at Cleveland | -- | -- | -- | -- | -- | -- | -- | -- | -- | -- | -- | -- | -- | -- | -- | -- | -- |
| 12/01 | at Cincinnati | -- | -- | -- | -- | -- | -- | -- | -- | -- | -- | -- | -- | -- | -- | -- | -- | -- |
| 12/08 | Cleveland | -- | -- | -- | -- | -- | -- | -- | -- | -- | -- | -- | -- | -- | -- | -- | -- | -- |
| 12/15 | at Philadelphia | -- | -- | -- | -- | -- | -- | -- | -- | -- | -- | -- | -- | -- | -- | -- | -- | -- |
| 12/21 | at Baltimore | -- | -- | -- | -- | -- | -- | -- | -- | -- | -- | -- | -- | -- | -- | -- | -- | -- |
| 12/25 | Kansas City | -- | -- | -- | -- | -- | -- | -- | -- | -- | -- | -- | -- | -- | -- | -- | -- | -- |
| 01/05 | Cincinnati | -- | -- | -- | -- | -- | -- | -- | -- | -- | -- | -- | -- | -- | -- | -- | -- | -- |
| TOTALS | | 2 | 1 | 1 | 0 | 0 | 1 | 1 | 0 | 0 | 0 | 0 | 0 | 0 | 10 | 50.0 | 100.0 | 5.0 |

| Date | Opponent | STEELERS | | | | | | | | | | | | OPPONENT | | | | | | | | | | | |
|---------------|-----------------|-----------|------------|------------|-----------|-----------|------------|-----------|-----------|------------|----------|----------|------------|-----------|------------|------------|-----------|-----------|------------|----------|-----------|------------|----------|-----------|-------------|
| | | 1ST DOWN | | | 2ND DOWN | | | 3RD DOWN | | | 4TH DOWN | | | 1ST DOWN | | | 2ND DOWN | | | 3RD DOWN | | | 4TH DOWN | | |
| | | Att | Yds | Avg | Att | Yds | Avg | Att | Yds | Avg | Att | Yds | Avg | Att | Yds | Avg | Att | Yds | Avg | Att | Yds | Avg | Att | Yds | Avg |
| 09/08 | at Atlanta | 25 | 126 | 5.0 | 23 | 98 | 4.3 | 17 | 46 | 2.7 | 1 | 0 | 0.0 | 24 | 163 | 6.8 | 16 | 22 | 1.4 | 9 | 31 | 3.4 | 1 | 10 | 10.0 |
| 09/15 | at Denver | -- | -- | -- | -- | -- | -- | -- | -- | -- | -- | -- | -- | -- | -- | -- | -- | -- | -- | -- | -- | -- | -- | -- | -- |
| 09/22 | L.A. Chargers | -- | -- | -- | -- | -- | -- | -- | -- | -- | -- | -- | -- | -- | -- | -- | -- | -- | -- | -- | -- | -- | -- | -- | -- |
| 09/29 | at Indianapolis | -- | -- | -- | -- | -- | -- | -- | -- | -- | -- | -- | -- | -- | -- | -- | -- | -- | -- | -- | -- | -- | -- | -- | -- |
| 10/06 | Dallas | -- | -- | -- | -- | -- | -- | -- | -- | -- | -- | -- | -- | -- | -- | -- | -- | -- | -- | -- | -- | -- | -- | -- | -- |
| 10/13 | at Las Vegas | -- | -- | -- | -- | -- | -- | -- | -- | -- | -- | -- | -- | -- | -- | -- | -- | -- | -- | -- | -- | -- | -- | -- | -- |
| 10/20 | N.Y. Jets | -- | -- | -- | -- | -- | -- | -- | -- | -- | -- | -- | -- | -- | -- | -- | -- | -- | -- | -- | -- | -- | -- | -- | -- |
| 10/28 | N.Y. Giants | -- | -- | -- | -- | -- | -- | -- | -- | -- | -- | -- | -- | -- | -- | -- | -- | -- | -- | -- | -- | -- | -- | -- | -- |
| 11/10 | at Washington | -- | -- | -- | -- | -- | -- | -- | -- | -- | -- | -- | -- | -- | -- | -- | -- | -- | -- | -- | -- | -- | -- | -- | -- |
| 11/17 | Baltimore | -- | -- | -- | -- | -- | -- | -- | -- | -- | -- | -- | -- | -- | -- | -- | -- | -- | -- | -- | -- | -- | -- | -- | -- |
| 11/21 | at Cleveland | -- | -- | -- | -- | -- | -- | -- | -- | -- | -- | -- | -- | -- | -- | -- | -- | -- | -- | -- | -- | -- | -- | -- | -- |
| 12/01 | at Cincinnati | -- | -- | -- | -- | -- | -- | -- | -- | -- | -- | -- | -- | -- | -- | -- | -- | -- | -- | -- | -- | -- | -- | -- | -- |
| 12/08 | Cleveland | -- | -- | -- | -- | -- | -- | -- | -- | -- | -- | -- | -- | -- | -- | -- | -- | -- | -- | -- | -- | -- | -- | -- | -- |
| 12/15 | at Philadelphia | -- | -- | -- | -- | -- | -- | -- | -- | -- | -- | -- | -- | -- | -- | -- | -- | -- | -- | -- | -- | -- | -- | -- | -- |
| 12/21 | at Baltimore | -- | -- | -- | -- | -- | -- | -- | -- | -- | -- | -- | -- | -- | -- | -- | -- | -- | -- | -- | -- | -- | -- | -- | -- |
| 12/25 | Kansas City | -- | -- | -- | -- | -- | -- | -- | -- | -- | -- | -- | -- | -- | -- | -- | -- | -- | -- | -- | -- | -- | -- | -- | -- |
| 01/05 | Cincinnati | -- | -- | -- | -- | -- | -- | -- | -- | -- | -- | -- | -- | -- | -- | -- | -- | -- | -- | -- | -- | -- | -- | -- | -- |
| TOTALS | | 25 | 126 | 5.0 | 23 | 98 | 4.3 | 17 | 46 | 2.7 | 1 | 0 | 0.0 | 24 | 163 | 6.8 | 16 | 22 | 1.4 | 9 | 31 | 3.4 | 1 | 10 | 10.0 |

| STEELERS | | | | | | | | | | | | |
|---------------|-----------------|-------------------------------------|--------------|---------------|-------------------------------------|---------------|--------------|---------------------------------------|--------------|--------------|--------------|---------------|
| Date | Opponent | 3rd & 1 | 3rd & 2 | 3rd & 3 | 3rd & 4 | 3rd & 5 | 3rd & 6 | 3rd & 7 | 3rd & 8 | 3rd & 9 | 3rd & 10+ | Total |
| 09/08 | at Atlanta | 3 / 3 | | 1 / 1 | 0 / 1 | 1 / 1 | 0 / 2 | | 0 / 1 | 0 / 0 | 1 / 5 | 8 / 17 |
| 09/15 | at Denver | -- | -- | -- | -- | -- | -- | -- | -- | -- | -- | -- |
| 09/22 | L.A. Chargers | -- | -- | -- | -- | -- | -- | -- | -- | -- | -- | -- |
| 09/29 | at Indianapolis | -- | -- | -- | -- | -- | -- | -- | -- | -- | -- | -- |
| 10/06 | Dallas | -- | -- | -- | -- | -- | -- | -- | -- | -- | -- | -- |
| 10/13 | at Las Vegas | -- | -- | -- | -- | -- | -- | -- | -- | -- | -- | -- |
| 10/20 | N.Y. Jets | -- | -- | -- | -- | -- | -- | -- | -- | -- | -- | -- |
| 10/28 | N.Y. Giants | -- | -- | -- | -- | -- | -- | -- | -- | -- | -- | -- |
| 11/10 | at Washington | -- | -- | -- | -- | -- | -- | -- | -- | -- | -- | -- |
| 11/17 | Baltimore | -- | -- | -- | -- | -- | -- | -- | -- | -- | -- | -- |
| 11/21 | at Cleveland | -- | -- | -- | -- | -- | -- | -- | -- | -- | -- | -- |
| 12/01 | at Cincinnati | -- | -- | -- | -- | -- | -- | -- | -- | -- | -- | -- |
| 12/08 | Cleveland | -- | -- | -- | -- | -- | -- | -- | -- | -- | -- | -- |
| 12/15 | at Philadelphia | -- | -- | -- | -- | -- | -- | -- | -- | -- | -- | -- |
| 12/21 | at Baltimore | -- | -- | -- | -- | -- | -- | -- | -- | -- | -- | -- |
| 12/25 | Kansas City | -- | -- | -- | -- | -- | -- | -- | -- | -- | -- | -- |
| 01/05 | Cincinnati | -- | -- | -- | -- | -- | -- | -- | -- | -- | -- | -- |
| TOTALS | | 3 / 3 | 1 / 2 | 1 / 1 | 0 / 1 | 1 / 1 | 0 / 2 | 1 / 1 | 0 / 1 | 0 / 0 | 1 / 5 | 8 / 17 |
| | | 100.0% | 50.0% | 100.0% | 0.0% | 100.0% | 0.0% | 100.0% | 0.0% | 0.0% | 20.0% | 47.1% |
| | | 3RD & 1-3: 5 / 6 = 83.3% | | | 3RD & 4-6: 1 / 4 = 25.0% | | | 3RD & 7-10+: 2 / 7 = 28.6% | | | | |

| OPPONENT | | | | | | | | | | | | |
|---------------|-----------------|------------------------------------|--------------|--------------|--------------------------------------|--------------|---------------|--------------------------------------|--------------|--------------|--------------|--------------|
| Date | Opponent | 3rd & 1 | 3rd & 2 | 3rd & 3 | 3rd & 4 | 3rd & 5 | 3rd & 6 | 3rd & 7 | 3rd & 8 | 3rd & 9 | 3rd & 10+ | Total |
| 09/08 | at Atlanta | 0 / 0 | 0 / 1 | 0 / 1 | 1 / 1 | 0 / 0 | 1 / 1 | 0 / 0 | 0 / 0 | 0 / 0 | 0 / 5 | 2 / 9 |
| 09/15 | at Denver | -- | -- | -- | -- | -- | -- | -- | -- | -- | -- | -- |
| 09/22 | L.A. Chargers | -- | -- | -- | -- | -- | -- | -- | -- | -- | -- | -- |
| 09/29 | at Indianapolis | -- | -- | -- | -- | -- | -- | -- | -- | -- | -- | -- |
| 10/06 | Dallas | -- | -- | -- | -- | -- | -- | -- | -- | -- | -- | -- |
| 10/13 | at Las Vegas | -- | -- | -- | -- | -- | -- | -- | -- | -- | -- | -- |
| 10/20 | N.Y. Jets | -- | -- | -- | -- | -- | -- | -- | -- | -- | -- | -- |
| 10/28 | N.Y. Giants | -- | -- | -- | -- | -- | -- | -- | -- | -- | -- | -- |
| 11/10 | at Washington | -- | -- | -- | -- | -- | -- | -- | -- | -- | -- | -- |
| 11/17 | Baltimore | -- | -- | -- | -- | -- | -- | -- | -- | -- | -- | -- |
| 11/21 | at Cleveland | -- | -- | -- | -- | -- | -- | -- | -- | -- | -- | -- |
| 12/01 | at Cincinnati | -- | -- | -- | -- | -- | -- | -- | -- | -- | -- | -- |
| 12/08 | Cleveland | -- | -- | -- | -- | -- | -- | -- | -- | -- | -- | -- |
| 12/15 | at Philadelphia | -- | -- | -- | -- | -- | -- | -- | -- | -- | -- | -- |
| 12/21 | at Baltimore | -- | -- | -- | -- | -- | -- | -- | -- | -- | -- | -- |
| 12/25 | Kansas City | -- | -- | -- | -- | -- | -- | -- | -- | -- | -- | -- |
| 01/05 | Cincinnati | -- | -- | -- | -- | -- | -- | -- | -- | -- | -- | -- |
| TOTALS | | 0 / 0 | 0 / 1 | 0 / 1 | 1 / 1 | 0 / 0 | 1 / 1 | 0 / 0 | 0 / 0 | 0 / 0 | 0 / 5 | 2 / 9 |
| | | 0.0% | 0.0% | 0.0% | 100.0% | 0.0% | 100.0% | 0.0% | 0.0% | 0.0% | 0.0% | 22.2% |
| | | 3RD & 1-3: 0 / 2 = 0.0% | | | 3RD & 4-6: 2 / 2 = 100.0% | | | 3RD & 7-10+: 0 / 5 = 0.0% | | | | |

| Date | Opponent | STEELERS | | | | | | OPPONENT | | | | | | |
|---------------|-----------------|--------------|--------------|--------------|--------------|--------------|--------------|---------------|--------------|--------------|--------------|--------------|--------------|---------------|
| | | 4th & 1 | 4th & 2 | 4th & 3 | 4th & 4 | 4th & 5+ | Total | 4th & 1 | 4th & 2 | 4th & 3 | 4th & 4 | 4th & 5+ | Total | |
| 09/08 | at Atlanta | 0 / 1 | 0 / 0 | 0 / 0 | 0 / 0 | 0 / 0 | 0 / 1 | 1 / 1 | 0 / 0 | 0 / 0 | 0 / 0 | 0 / 0 | 0 / 0 | 1 / 1 |
| 09/15 | at Denver | -- | -- | -- | -- | -- | -- | -- | -- | -- | -- | -- | -- | -- |
| 09/22 | L.A. Chargers | -- | -- | -- | -- | -- | -- | -- | -- | -- | -- | -- | -- | -- |
| 09/29 | at Indianapolis | -- | -- | -- | -- | -- | -- | -- | -- | -- | -- | -- | -- | -- |
| 10/06 | Dallas | -- | -- | -- | -- | -- | -- | -- | -- | -- | -- | -- | -- | -- |
| 10/13 | at Las Vegas | -- | -- | -- | -- | -- | -- | -- | -- | -- | -- | -- | -- | -- |
| 10/20 | N.Y. Jets | -- | -- | -- | -- | -- | -- | -- | -- | -- | -- | -- | -- | -- |
| 10/28 | N.Y. Giants | -- | -- | -- | -- | -- | -- | -- | -- | -- | -- | -- | -- | -- |
| 11/10 | at Washington | -- | -- | -- | -- | -- | -- | -- | -- | -- | -- | -- | -- | -- |
| 11/17 | Baltimore | -- | -- | -- | -- | -- | -- | -- | -- | -- | -- | -- | -- | -- |
| 11/21 | at Cleveland | -- | -- | -- | -- | -- | -- | -- | -- | -- | -- | -- | -- | -- |
| 12/01 | at Cincinnati | -- | -- | -- | -- | -- | -- | -- | -- | -- | -- | -- | -- | -- |
| 12/08 | Cleveland | -- | -- | -- | -- | -- | -- | -- | -- | -- | -- | -- | -- | -- |
| 12/15 | at Philadelphia | -- | -- | -- | -- | -- | -- | -- | -- | -- | -- | -- | -- | -- |
| 12/21 | at Baltimore | -- | -- | -- | -- | -- | -- | -- | -- | -- | -- | -- | -- | -- |
| 12/25 | Kansas City | -- | -- | -- | -- | -- | -- | -- | -- | -- | -- | -- | -- | -- |
| 01/05 | Cincinnati | -- | -- | -- | -- | -- | -- | -- | -- | -- | -- | -- | -- | -- |
| TOTALS | | 0 / 1 | 0 / 0 | 0 / 0 | 0 / 0 | 0 / 0 | 0 / 1 | 1 / 1 | 0 / 0 | 0 / 0 | 0 / 0 | 0 / 0 | 0 / 0 | 1 / 1 |
| | | 0.0% | 0.0% | 0.0% | 0.0% | 0.0% | 0.0% | 100.0% | 0.0% | 0.0% | 0.0% | 0.0% | 0.0% | 100.0% |

SEPTEMBER 8, 2024
 STEELERS @ ATLANTA FALCONS
 W 18-10

| TOP TACKLERS | | SACKS | | INTS | | FORCED FUMBLES | | RECOVERED FUMBLES | |
|----------------|-----|--------------|-----|------------|-----|----------------|-----|-------------------|-----|
| PLAYER | NO. | PLAYER | NO. | PLAYER | NO. | PLAYER | NO. | PLAYER | NO. |
| M. Fitzpatrick | 7 | M. Adams Sr. | 1.0 | D. Elliott | 1 | | | T. Watt | 1 |
| A. Highsmith | 5 | T. Watt | 1.0 | D. Jackson | 1 | | | | |
| D. Elliott | 4 | | | | | | | | |
| C. Heyward | 4 | | | | | | | | |
| T. Watt | 4 | | | | | | | | |
| M. Adams Sr. | 3 | | | | | | | | |
| B. Bishop Jr. | 3 | | | | | | | | |
| D. Kazez | 3 | | | | | | | | |
| L. Ogunjobi | 3 | | | | | | | | |
| J. Porter Jr. | 3 | | | | | | | | |
| P. Wilson | 3 | | | | | | | | |
| K. Benton | 2 | | | | | | | | |
| D. Jackson | 2 | | | | | | | | |
| P. Queen | 2 | | | | | | | | |
| N. Herbig | 1 | | | | | | | | |

| DATE | OPPONENT | TT | SOLO | ASST | SACKS | SACK YDS | INTS | INT YDS | PD | DTD | DS | TFL | QBH | FF | FR |
|--------------------|-----------------|-----------|-----------|-----------|----------|-------------|----------|-------------|----------|----------|----------|----------|----------|----------|----------|
| 9/8 | at Atlanta | 49 | 32 | 17 | 2 | 18.0 | 2 | 49.0 | 5 | 0 | 0 | 3 | 7 | 0 | 1 |
| 9/15 | at Denver | -- | -- | -- | -- | -- | -- | -- | -- | -- | -- | -- | -- | -- | -- |
| 9/22 | L.A. Chargers | -- | -- | -- | -- | -- | -- | -- | -- | -- | -- | -- | -- | -- | -- |
| 9/29 | at Indianapolis | -- | -- | -- | -- | -- | -- | -- | -- | -- | -- | -- | -- | -- | -- |
| 10/6 | Dallas | -- | -- | -- | -- | -- | -- | -- | -- | -- | -- | -- | -- | -- | -- |
| 10/13 | at Las Vegas | -- | -- | -- | -- | -- | -- | -- | -- | -- | -- | -- | -- | -- | -- |
| 10/20 | N.Y. Jets | -- | -- | -- | -- | -- | -- | -- | -- | -- | -- | -- | -- | -- | -- |
| 10/28 | N.Y. Giants | -- | -- | -- | -- | -- | -- | -- | -- | -- | -- | -- | -- | -- | -- |
| 11/10 | at Washington | -- | -- | -- | -- | -- | -- | -- | -- | -- | -- | -- | -- | -- | -- |
| 11/17 | Baltimore | -- | -- | -- | -- | -- | -- | -- | -- | -- | -- | -- | -- | -- | -- |
| 11/21 | at Cleveland | -- | -- | -- | -- | -- | -- | -- | -- | -- | -- | -- | -- | -- | -- |
| 12/1 | at Cincinnati | -- | -- | -- | -- | -- | -- | -- | -- | -- | -- | -- | -- | -- | -- |
| 12/8 | Cleveland | -- | -- | -- | -- | -- | -- | -- | -- | -- | -- | -- | -- | -- | -- |
| 12/15 | at Philadelphia | -- | -- | -- | -- | -- | -- | -- | -- | -- | -- | -- | -- | -- | -- |
| 12/21 | at Baltimore | -- | -- | -- | -- | -- | -- | -- | -- | -- | -- | -- | -- | -- | -- |
| 12/25 | Kansas City | -- | -- | -- | -- | -- | -- | -- | -- | -- | -- | -- | -- | -- | -- |
| 1/5 | Cincinnati | -- | -- | -- | -- | -- | -- | -- | -- | -- | -- | -- | -- | -- | -- |
| 2024 TOTALS | | 49 | 32 | 17 | 2 | 18.0 | 2 | 49.0 | 5 | 0 | 0 | 3 | 7 | 0 | 1 |

| AMERICAN FOOTBALL CONFERENCE | | | | | | |
|------------------------------|-----------|----------|-----------|----------|----------|----------|
| | OFFENSE | | | DEFENSE | | |
| | TOTAL | RUSH | PASS | TOTAL | RUSH | PASS |
| Baltimore Ravens | *1 | 2 | 3 | 12 | 3 | 15 |
| Buffalo Bills | 5 | 7 | 5 | 6 | 9 | 6 |
| Cincinnati Bengals | 16 | 15 | 9 | 7 | 12 | 2 |
| Cleveland Browns | 15 | 11 | 12 | 4 | 7 | 9 |
| Denver Broncos | 14 | 10 | 14 | 10 | 11 | 8 |
| Houston Texans | 2 | *1 | 6 | 9 | 8 | 10 |
| Indianapolis Colts | 7 | 9 | 7 | 15 | 16 | 11 |
| Jacksonville Jaguars | 11 | 8 | 11 | 13 | 4 | 16 |
| Kansas City Chiefs | 4 | 13 | 2 | 16 | 15 | 14 |
| Las Vegas Raiders | 8 | 14 | 4 | 11 | 13 | 5 |
| Los Angeles Chargers | 6 | 3 | 10 | 8 | 2 | 13 |
| Miami Dolphins | 3 | 12 | *1 | 5 | 10 | 4 |
| New England Patriots | 9 | 4 | 15 | 2 | *1 | 7 |
| New York Jets | 12 | 16 | 8 | 14 | 14 | 12 |
| Pittsburgh Steelers | 10 | 6 | 13 | 3 | 6 | 3 |
| Tennessee Titans | 13 | 5 | 16 | *1 | 5 | *1 |

| NATIONAL FOOTBALL CONFERENCE | | | | | | |
|------------------------------|---------|------|------|---------|------|------|
| | OFFENSE | | | DEFENSE | | |
| | TOTAL | RUSH | PASS | TOTAL | RUSH | PASS |
| Arizona Cardinals | 11 | 8 | 13 | 10 | 9 | 12 |
| Atlanta Falcons | 14 | 12 | 14 | 7 | 10 | 3 |
| Carolina Panthers | 15 | 16 | 15 | 12 | 16 | 9 |
| Chicago Bears | 16 | 13 | 16 | 5 | 12 | *1 |
| Dallas Cowboys | 12 | 11 | 10 | 2 | 5 | 5 |
| Detroit Lions | 7 | 3 T | 7 | 13 | 4 | 16 |
| Green Bay Packers | *1 | 3 T | 4 | 15 | 13 | 14 |
| Los Angeles Rams | 5 | 14 | *1 | 11 | 14 T | 10 |
| Minnesota Vikings | 8 | 10 | 6 | 4 | 3 | 7 |
| New Orleans Saints | 6 | *1 T | 8 | *1 | *1 | 4 |
| New York Giants | 13 | 15 | 9 | 9 | 7 | 11 |
| Philadelphia Eagles | 2 | 6 | 3 | 16 | 14 T | 13 |
| San Francisco 49ers | 3 | *1 T | 5 | 6 | 2 | 8 |
| Seattle Seahawks | 9 | 5 | 12 | 3 | 6 | 2 |
| Tampa Bay Buccaneers | 4 | 9 | 2 | 8 | 11 | 6 |
| Washington Commanders | 10 | 7 | 11 | 14 | 8 | 15 |

| NATIONAL FOOTBALL LEAGUE | | | | | | |
|----------------------------|-------------|-----------|-----------|----------|-----------|------------|
| | OFFENSE | | | DEFENSE | | |
| | TOTAL | RUSH | PASS | TOTAL | RUSH | PASS |
| Arizona Cardinals | 20 T | 16 | 22 | 21 | 19 | 24 |
| Atlanta Falcons | 29 | 23 | 25 T | 12 T | 20 | 5 |
| Baltimore Ravens | *1 | 2 | 5 | 22 | 5 | 30 |
| Buffalo Bills | 12 | 14 | 9 | 12 T | 17 | 11 |
| Carolina Panthers | 31 | 32 | 27 | 24 | 29 T | 18 T |
| Chicago Bears | 32 | 24 | 32 | 8 | 22 | 2 |
| Cincinnati Bengals | 30 | 30 | 21 | 14 | 27 | 3 |
| Cleveland Browns | 28 | 22 | 25 T | 9 | 13 | 15 |
| Dallas Cowboys | 24 | 20 | 18 | 5 | 11 | 7 T |
| Denver Broncos | 27 | 21 | 29 | 18 | 24 | 13 |
| Detroit Lions | 10 | 7 T | 13 | 25 | 8 | 31 |
| Green Bay Packers | 3 | 7 T | 7 | 29 | 23 | 27 |
| Houston Texans | 2 | *1 | 11 | 17 | 14 | 18 T |
| Indianapolis Colts | 16 | 19 | 14 T | 31 | 32 | 22 |
| Jacksonville Jaguars | 22 | 15 | 24 | 27 | 7 | 32 |
| Kansas City Chiefs | 11 | 28 | 3 | 32 | 31 | 28 |
| Las Vegas Raiders | 18 | 29 | 8 | 20 | 28 | 10 |
| Los Angeles Chargers | 13 | 5 | 23 | 15 | 4 | 25 |
| Los Angeles Rams | 8 | 25 | 2 | 23 | 25 T | 20 |
| Miami Dolphins | 6 | 26 | *1 | 11 | 18 | 9 |
| Minnesota Vikings | 14 | 18 | 12 | 7 | 6 | 16 |
| New England Patriots | 19 | 6 | 30 | 3 | 3 | 12 |
| New Orleans Saints | 9 | 3 T | 14 T | 2 | *1 | 6 |
| New York Giants | 26 | 27 | 17 | 19 | 15 | 21 |
| New York Jets | 23 | 31 | 16 | 28 | 29 T | 23 |
| Philadelphia Eagles | 4 | 10 | 6 | 30 | 25 T | 26 |
| Pittsburgh Steelers | 20 T | 13 | 28 | 4 | 10 | 7 T |
| San Francisco 49ers | 5 | 3 T | 10 | 10 | 2 | 17 |
| Seattle Seahawks | 15 | 9 | 20 | 6 | 12 | 4 |
| Tampa Bay Buccaneers | 7 | 17 | 4 | 16 | 21 | 14 |
| Tennessee Titans | 25 | 11 | 31 | *1 | 9 | *1 |
| Washington Commanders | 17 | 12 | 19 | 26 | 16 | 29 |

* = NFL leader | T = Tied for position

| NFL | | | | | | | | |
|-------|----------------|------------|------|----------------|------------|---------|----------------|-----|
| DATE | OPPONENT | OFFENSE | | | | DEFENSE | | |
| | | TOTAL RUSH | PASS | *POINTS SCORED | TOTAL RUSH | PASS | *POINTS SCORED | |
| 09/08 | @ Atlanta | 1-20 | 13 | 28 | 23 | 4 | 10 | 1-7 |
| 09/15 | @ Denver | -- | -- | -- | -- | -- | -- | -- |
| 09/22 | L.A. Chargers | -- | -- | -- | -- | -- | -- | -- |
| 09/29 | @ Indianapolis | -- | -- | -- | -- | -- | -- | -- |
| 10/06 | Dallas | -- | -- | -- | -- | -- | -- | -- |
| 10/13 | @ Las Vegas | -- | -- | -- | -- | -- | -- | -- |
| 10/20 | N.Y. Jets | -- | -- | -- | -- | -- | -- | -- |
| 10/28 | N.Y. Giants | -- | -- | -- | -- | -- | -- | -- |
| | [bye] | -- | -- | -- | -- | -- | -- | -- |
| 11/17 | Baltimore | -- | -- | -- | -- | -- | -- | -- |
| 11/21 | @ Cleveland | -- | -- | -- | -- | -- | -- | -- |
| 12/01 | @ Cincinnati | -- | -- | -- | -- | -- | -- | -- |
| 12/08 | Cleveland | -- | -- | -- | -- | -- | -- | -- |
| 12/15 | @ Philadelphia | -- | -- | -- | -- | -- | -- | -- |
| 12/21 | @ Baltimore | -- | -- | -- | -- | -- | -- | -- |
| 12/25 | Kansas City | -- | -- | -- | -- | -- | -- | -- |
| 01/05 | Cincinnati | -- | -- | -- | -- | -- | -- | -- |

*Points per game

| AFC | | | | | | | | | |
|-------|----------------|------------|------|----------------|------------|---------|----------------|----|-----|
| DATE | OPPONENT | OFFENSE | | | | DEFENSE | | | |
| | | TOTAL RUSH | PASS | *POINTS SCORED | TOTAL RUSH | PASS | *POINTS SCORED | | |
| 09/08 | @ Atlanta | 10 | 6 | 13 | 10 | 3 | 6 | 3 | 1-1 |
| 09/15 | @ Denver | -- | -- | -- | -- | -- | -- | -- | -- |
| 09/22 | L.A. Chargers | -- | -- | -- | -- | -- | -- | -- | -- |
| 09/29 | @ Indianapolis | -- | -- | -- | -- | -- | -- | -- | -- |
| 10/06 | Dallas | -- | -- | -- | -- | -- | -- | -- | -- |
| 10/13 | @ Las Vegas | -- | -- | -- | -- | -- | -- | -- | -- |
| 10/20 | N.Y. Jets | -- | -- | -- | -- | -- | -- | -- | -- |
| 10/28 | N.Y. Giants | -- | -- | -- | -- | -- | -- | -- | -- |
| | [bye] | -- | -- | -- | -- | -- | -- | -- | -- |
| 11/17 | Baltimore | -- | -- | -- | -- | -- | -- | -- | -- |
| 11/21 | @ Cleveland | -- | -- | -- | -- | -- | -- | -- | -- |
| 12/01 | @ Cincinnati | -- | -- | -- | -- | -- | -- | -- | -- |
| 12/08 | Cleveland | -- | -- | -- | -- | -- | -- | -- | -- |
| 12/15 | @ Philadelphia | -- | -- | -- | -- | -- | -- | -- | -- |
| 12/21 | @ Baltimore | -- | -- | -- | -- | -- | -- | -- | -- |
| 12/25 | Kansas City | -- | -- | -- | -- | -- | -- | -- | -- |
| 01/05 | Cincinnati | -- | -- | -- | -- | -- | -- | -- | -- |

| | 09/08 | 09/15 | 09/22 | 09/29 | 10/06 | 10/13 | 10/20 | 10/28 | 11/10 | 11/17 | 11/21 | 12/01 | 12/08 | 12/15 | 12/21 | 12/25 | 01/05 | Totals |
|---------------------|-------|-------|-------|-------|-------|-------|-------|-------|-------|-------|-------|-------|-------|-------|-------|-------|-------|--------|
| | @ | @ | @ | @ | @ | @ | @ | @ | @ | @ | @ | @ | @ | @ | @ | @ | | |
| | ATL | DEN | LAC | IND | DAL | LV | NYJ | NYG | WAS | BAL | CLE | CIN | CLE | PHI | BAL | KC | CIN | |
| FIRST DOWNS | | | | | | | | | | | | | | | | | | |
| Total | 16 | | | | | | | | | | | | | | | | | 16 |
| Rushing | 9 | | | | | | | | | | | | | | | | | 9 |
| Passing | 6 | | | | | | | | | | | | | | | | | 6 |
| Penalty | 1 | | | | | | | | | | | | | | | | | 1 |
| THIRD DOWNS | | | | | | | | | | | | | | | | | | |
| Attempts | 17 | | | | | | | | | | | | | | | | | 17 |
| Converted | 8 | | | | | | | | | | | | | | | | | 8 |
| Percentage | 47.1% | | | | | | | | | | | | | | | | | 47.1% |
| FOURTH DOWNS | | | | | | | | | | | | | | | | | | |
| Attempts | 1 | | | | | | | | | | | | | | | | | 1 |
| Converted | 0 | | | | | | | | | | | | | | | | | 0 |
| Percentage | 0.0% | | | | | | | | | | | | | | | | | 0.0% |
| TOT. OFFENSE | | | | | | | | | | | | | | | | | | |
| Net Yards | 270 | | | | | | | | | | | | | | | | | 270 |
| Plays | 66 | | | | | | | | | | | | | | | | | 66 |
| Avg./Play | 4.1 | | | | | | | | | | | | | | | | | 4.1 |
| RUSHING | | | | | | | | | | | | | | | | | | |
| Net Yards | 137 | | | | | | | | | | | | | | | | | 137 |
| Rush. Att. | 41 | | | | | | | | | | | | | | | | | 41 |
| Avg./Att. | 3.3 | | | | | | | | | | | | | | | | | 3.3 |
| PASSING | | | | | | | | | | | | | | | | | | |
| Net Yards | 133 | | | | | | | | | | | | | | | | | 133 |
| Attempts | 23 | | | | | | | | | | | | | | | | | 23 |
| Completions | 17 | | | | | | | | | | | | | | | | | 17 |
| Intercepted | 0 | | | | | | | | | | | | | | | | | 0 |
| Gross Yards | 156 | | | | | | | | | | | | | | | | | 156 |
| Sacked | 2.0 | | | | | | | | | | | | | | | | | 2.0 |
| Yards Lost | 23 | | | | | | | | | | | | | | | | | 23 |
| ADVANCES | | | | | | | | | | | | | | | | | | |
| Rushes | 41 | | | | | | | | | | | | | | | | | 41 |
| Completions | 17 | | | | | | | | | | | | | | | | | 17 |
| Totals | 58 | | | | | | | | | | | | | | | | | 58 |
| Total Drives | 10 | | | | | | | | | | | | | | | | | 10 |
| PENALTIES | | | | | | | | | | | | | | | | | | |
| Number | 9 | | | | | | | | | | | | | | | | | 9 |
| Yards | 60 | | | | | | | | | | | | | | | | | 60 |
| FUMBLES | | | | | | | | | | | | | | | | | | |
| Number | 1 | | | | | | | | | | | | | | | | | 1 |
| Lost | 0 | | | | | | | | | | | | | | | | | 0 |
| PUNTING | | | | | | | | | | | | | | | | | | |
| Yards | 146 | | | | | | | | | | | | | | | | | 146 |
| Punts | 3 | | | | | | | | | | | | | | | | | 3 |
| Net Avg. | 39.3 | | | | | | | | | | | | | | | | | 39.3 |
| Gross Avg. | 48.7 | | | | | | | | | | | | | | | | | 48.7 |
| SCORING | | | | | | | | | | | | | | | | | | |
| Points | 18 | | | | | | | | | | | | | | | | | 18 |
| Q1 | 3 | | | | | | | | | | | | | | | | | 3 |
| Q2 | 6 | | | | | | | | | | | | | | | | | 6 |
| Q3 | 6 | | | | | | | | | | | | | | | | | 6 |
| Q4 | 3 | | | | | | | | | | | | | | | | | 3 |
| OT | 0 | | | | | | | | | | | | | | | | | 0 |
| TD Rushing | 0 | | | | | | | | | | | | | | | | | 0 |
| TD Passing | 0 | | | | | | | | | | | | | | | | | 0 |
| TD KO Returns | 0 | | | | | | | | | | | | | | | | | 0 |
| TD Punt Returns | 0 | | | | | | | | | | | | | | | | | 0 |
| TD Sp. Teams | 0 | | | | | | | | | | | | | | | | | 0 |
| TD Def. Returns | 0 | | | | | | | | | | | | | | | | | 0 |
| FG Attempts | 6 | | | | | | | | | | | | | | | | | 6 |
| FG Made | 6 | | | | | | | | | | | | | | | | | 6 |
| Safety | 0 | | | | | | | | | | | | | | | | | 0 |
| 2-PT Attempts | 0 | | | | | | | | | | | | | | | | | 0 |
| 2-PT Made | 0 | | | | | | | | | | | | | | | | | 0 |
| Time of Possession | 35:36 | | | | | | | | | | | | | | | | | 35:36 |

| | 09/08 | 09/15 | 09/22 | 09/29 | 10/06 | 10/13 | 10/20 | 10/28 | 11/10 | 11/17 | 11/21 | 12/01 | 12/08 | 12/15 | 12/21 | 12/25 | 01/05 | Totals |
|---------------------|--------|-------|-------|-------|-------|-------|-------|-------|-------|-------|-------|-------|-------|-------|-------|-------|-------|--------|
| | @ | @ | LAC | @ | DAL | @ | NYJ | NYG | @ | BAL | @ | @ | CLE | @ | @ | KC | CIN | |
| | ATL | DEN | | IND | | LV | | | WAS | | CLE | CIN | | PHI | BAL | | | |
| FIRST DOWNS | | | | | | | | | | | | | | | | | | |
| Total | 15 | | | | | | | | | | | | | | | | | 15 |
| Rushing | 6 | | | | | | | | | | | | | | | | | 6 |
| Passing | 8 | | | | | | | | | | | | | | | | | 8 |
| Penalty | 1 | | | | | | | | | | | | | | | | | 1 |
| THIRD DOWNS | | | | | | | | | | | | | | | | | | |
| Attempts | 9 | | | | | | | | | | | | | | | | | 9 |
| Converted | 2 | | | | | | | | | | | | | | | | | 2 |
| Percentage | 22.2% | | | | | | | | | | | | | | | | | 22.2% |
| FOURTH DOWNS | | | | | | | | | | | | | | | | | | |
| Attempts | 1 | | | | | | | | | | | | | | | | | 1 |
| Converted | 1 | | | | | | | | | | | | | | | | | 1 |
| Percentage | 100.0% | | | | | | | | | | | | | | | | | 100.0% |
| TOT. OFFENSE | | | | | | | | | | | | | | | | | | |
| Net Yards | 226 | | | | | | | | | | | | | | | | | 226 |
| Plays | 50 | | | | | | | | | | | | | | | | | 50 |
| Avg./Play | 4.5 | | | | | | | | | | | | | | | | | 4.5 |
| RUSHING | | | | | | | | | | | | | | | | | | |
| Net Yards | 89 | | | | | | | | | | | | | | | | | 89 |
| Rush. Att. | 22 | | | | | | | | | | | | | | | | | 22 |
| Avg./Att. | 4.0 | | | | | | | | | | | | | | | | | 4.0 |
| PASSING | | | | | | | | | | | | | | | | | | |
| Net Yards | 137 | | | | | | | | | | | | | | | | | 137 |
| Attempts | 26 | | | | | | | | | | | | | | | | | 26 |
| Completions | 16 | | | | | | | | | | | | | | | | | 16 |
| Intercepted | 2 | | | | | | | | | | | | | | | | | 2 |
| Gross Yards | 155 | | | | | | | | | | | | | | | | | 155 |
| Sacked | 2.0 | | | | | | | | | | | | | | | | | 2.0 |
| Yards Lost | 18 | | | | | | | | | | | | | | | | | 18 |
| ADVANCES | | | | | | | | | | | | | | | | | | |
| Rushes | 22 | | | | | | | | | | | | | | | | | 22 |
| Completions | 16 | | | | | | | | | | | | | | | | | 16 |
| Totals | 38 | | | | | | | | | | | | | | | | | 38 |
| Total Drives | 10 | | | | | | | | | | | | | | | | | 10 |
| PENALTIES | | | | | | | | | | | | | | | | | | |
| Number | 5 | | | | | | | | | | | | | | | | | 5 |
| Yards | 34 | | | | | | | | | | | | | | | | | 34 |
| FUMBLES | | | | | | | | | | | | | | | | | | |
| Number | 1 | | | | | | | | | | | | | | | | | 1 |
| Lost | 1 | | | | | | | | | | | | | | | | | 1 |
| PUNTING | | | | | | | | | | | | | | | | | | |
| Yards | 210 | | | | | | | | | | | | | | | | | 210 |
| Punts | 4 | | | | | | | | | | | | | | | | | 4 |
| Net Avg. | 40.8 | | | | | | | | | | | | | | | | | 40.8 |
| Gross Avg. | 52.5 | | | | | | | | | | | | | | | | | 52.5 |
| SCORING | | | | | | | | | | | | | | | | | | |
| Points | 10 | | | | | | | | | | | | | | | | | 10 |
| Q1 | 3 | | | | | | | | | | | | | | | | | 3 |
| Q2 | 7 | | | | | | | | | | | | | | | | | 7 |
| Q3 | 0 | | | | | | | | | | | | | | | | | 0 |
| Q4 | 0 | | | | | | | | | | | | | | | | | 0 |
| OT | 0 | | | | | | | | | | | | | | | | | 0 |
| TD Rushing | 0 | | | | | | | | | | | | | | | | | 0 |
| TD Passing | 1 | | | | | | | | | | | | | | | | | 1 |
| TD KO Returns | 0 | | | | | | | | | | | | | | | | | 0 |
| TD Punt Returns | 0 | | | | | | | | | | | | | | | | | 0 |
| TD Sp. Teams | 0 | | | | | | | | | | | | | | | | | 0 |
| TD Def. Returns | 0 | | | | | | | | | | | | | | | | | 0 |
| FG Attempts | 1 | | | | | | | | | | | | | | | | | 1 |
| FG Made | 1 | | | | | | | | | | | | | | | | | 1 |
| Safety | 0 | | | | | | | | | | | | | | | | | 0 |
| 2-Pt Attempts | 0 | | | | | | | | | | | | | | | | | 0 |
| 2-Pt Made | 0 | | | | | | | | | | | | | | | | | 0 |
| Time of Possession | 24:24 | | | | | | | | | | | | | | | | | 24:24 |

| 2024 REGULAR SEASON - DEFENSIVE TAKEAWAYS | | | | | | |
|---|------------|---|-------------|----------------------|----------------------------|----------------|
| DATE | OPPONENT | TAKEAWAY | QTR. | SCORE | YD-LINE | RESULT |
| 09/08 | at Atlanta | D. Elliott INT (K. Cousins) T. Watt FR (D. Dalman fumble) D. Jackson INT (K. Cousins) | 1 3 4 | 3-3 9-10 15-10 | PIT-49 PIT-38 PIT-33 | FG FG FG |
| 09/15 | -- | -- | -- | -- | -- | -- |
| 09/22 | -- | -- | -- | -- | -- | -- |
| 09/29 | -- | -- | -- | -- | -- | -- |
| 10/06 | -- | -- | -- | -- | -- | -- |
| 10/13 | -- | -- | -- | -- | -- | -- |
| 10/20 | -- | -- | -- | -- | -- | -- |
| 10/28 | -- | -- | -- | -- | -- | -- |
| 11/10 | -- | -- | -- | -- | -- | -- |
| 11/17 | -- | -- | -- | -- | -- | -- |
| 11/21 | -- | -- | -- | -- | -- | -- |
| 12/01 | -- | -- | -- | -- | -- | -- |
| 12/08 | -- | -- | -- | -- | -- | -- |
| 12/15 | -- | -- | -- | -- | -- | -- |
| 12/21 | -- | -- | -- | -- | -- | -- |
| 12/25 | -- | -- | -- | -- | -- | -- |
| 01/05 | -- | -- | -- | -- | -- | -- |

| 2024 REGULAR SEASON - OFFENSIVE GIVEAWAYS | | | | | | |
|---|------------|----------|------|-------|---------|--------|
| DATE | OPPONENT | TAKEAWAY | QTR. | SCORE | YD-LINE | RESULT |
| 09/08 | at Atlanta | None | | | | |
| 09/15 | -- | -- | -- | -- | -- | -- |
| 09/22 | -- | -- | -- | -- | -- | -- |
| 09/29 | -- | -- | -- | -- | -- | -- |
| 10/06 | -- | -- | -- | -- | -- | -- |
| 10/13 | -- | -- | -- | -- | -- | -- |
| 10/20 | -- | -- | -- | -- | -- | -- |
| 10/28 | -- | -- | -- | -- | -- | -- |
| 11/10 | -- | -- | -- | -- | -- | -- |
| 11/17 | -- | -- | -- | -- | -- | -- |
| 11/21 | -- | -- | -- | -- | -- | -- |
| 12/01 | -- | -- | -- | -- | -- | -- |
| 12/08 | -- | -- | -- | -- | -- | -- |
| 12/15 | -- | -- | -- | -- | -- | -- |
| 12/21 | -- | -- | -- | -- | -- | -- |
| 12/25 | -- | -- | -- | -- | -- | -- |
| 01/05 | -- | -- | -- | -- | -- | -- |

| 2024 REGULAR SEASON - TURNOVERS | | |
|---------------------------------|--------------------------------------|---|
| Offense: | 0 Giveaways 0 Points (0 TD, 0 FG) | Ratio +3 (3 takes, 0 gives) |
| Defense: | 3 Takeaways 9 Points (0 TD, 3 FG) | |
| Special Teams: | 0 Giveaways 0 Points (0 TD, 0 FG) | Points Off Turnovers Ratio +9 (9 scored, 0 allowed) |
| | 0 Takeaways 0 Points (0 TD, 0 FG) | |

| DATE | OPPONENT | FORCED TURNOVERS | | | TURNOVERS CONVERTED | | | | | OUTCOME | |
|-------|------------|------------------|------|-------|---------------------|----|------|-----------|---------|-----------|--------|
| | | FUM | INTS | TOTAL | TD | FG | PTS. | PTS. PCT. | TD PCT. | NET DIFF. | RESULT |
| 09/08 | Pittsburgh | 1 | 2 | 3 | 0 | 3 | 9 | 100.0 | 0.0 | +3 | W |
| | at Atlanta | 0 | 0 | 0 | 0 | 0 | 0 | 0.0 | 0.0 | -3 | L |
| 09/15 | | -- | -- | -- | -- | -- | -- | -- | -- | -- | -- |
| 09/22 | | -- | -- | -- | -- | -- | -- | -- | -- | -- | -- |
| 09/29 | | -- | -- | -- | -- | -- | -- | -- | -- | -- | -- |
| 10/06 | | -- | -- | -- | -- | -- | -- | -- | -- | -- | -- |
| 10/13 | | -- | -- | -- | -- | -- | -- | -- | -- | -- | -- |
| 10/20 | | -- | -- | -- | -- | -- | -- | -- | -- | -- | -- |
| 10/28 | | -- | -- | -- | -- | -- | -- | -- | -- | -- | -- |
| 11/10 | | -- | -- | -- | -- | -- | -- | -- | -- | -- | -- |
| 11/17 | | -- | -- | -- | -- | -- | -- | -- | -- | -- | -- |
| 11/21 | | -- | -- | -- | -- | -- | -- | -- | -- | -- | -- |
| 12/01 | | -- | -- | -- | -- | -- | -- | -- | -- | -- | -- |
| 12/08 | | -- | -- | -- | -- | -- | -- | -- | -- | -- | -- |
| 12/15 | | -- | -- | -- | -- | -- | -- | -- | -- | -- | -- |
| 12/21 | | -- | -- | -- | -- | -- | -- | -- | -- | -- | -- |
| 12/25 | | -- | -- | -- | -- | -- | -- | -- | -- | -- | -- |
| 01/05 | | -- | -- | -- | -- | -- | -- | -- | -- | -- | -- |
| | STEELERS | 1 | 2 | 3 | 0 | 3 | 9 | 100.0 | 0.0 | +3 | 1-0 |
| | OPPONENTS | 0 | 0 | 0 | 0 | 0 | 0 | 0.0 | 0.0 | -3 | 0-1 |

| PASSING: | | KYLE ALLEN | | | | | | | | | | | | |
|---------------|-----------------|---------------------------|----------|----------|-------------|------------|------------|----------|-------------|----------|-------------|-----------|------------|------------|
| DATE | OPP. | ATT | CMP | YDS | CMP% | Y/A | Y/C | TD | TD% | INT | INT% | LG | SK/YD | RATE |
| 09/08 | at Atlanta | DID NOT PLAY (NON-INJURY) | | | | | | | | | | | | |
| 09/15 | at Denver | | | | | | | | | | | | | |
| 09/22 | L.A. Chargers | | | | | | | | | | | | | |
| 09/29 | at Indianapolis | | | | | | | | | | | | | |
| 10/06 | Dallas | | | | | | | | | | | | | |
| 10/13 | at Las Vegas | | | | | | | | | | | | | |
| 10/20 | N.Y. Jets | | | | | | | | | | | | | |
| 10/28 | N.Y. Giants | | | | | | | | | | | | | |
| 11/10 | at Washington | | | | | | | | | | | | | |
| 11/17 | Baltimore | | | | | | | | | | | | | |
| 11/21 | at Cleveland | | | | | | | | | | | | | |
| 12/01 | at Cincinnati | | | | | | | | | | | | | |
| 12/08 | Cleveland | | | | | | | | | | | | | |
| 12/15 | at Philadelphia | | | | | | | | | | | | | |
| 12/21 | at Baltimore | | | | | | | | | | | | | |
| 12/25 | Kansas City | | | | | | | | | | | | | |
| 01/05 | Cincinnati | | | | | | | | | | | | | |
| TOTALS | | 0 | 0 | 0 | 0.0% | 0.0 | 0.0 | 0 | 0.0% | 0 | 0.0% | -- | 0/0 | 0.0 |

| PASSING: | | JUSTIN FIELDS | | | | | | | | | | | | |
|---------------|-----------------|---------------|-----------|------------|--------------|------------|------------|----------|-------------|----------|-------------|-----------|-------------|-------------|
| DATE | OPP. | ATT | CMP | YDS | CMP% | Y/A | Y/C | TD | TD% | INT | INT% | LG | SK/YD | RATE |
| 09/08 | at Atlanta | 23 | 17 | 156 | 73.9% | 6.8 | 9.2 | 0 | 0.0% | 0 | 0.0% | 40 | 2/23 | 91.9 |
| 09/15 | at Denver | | | | | | | | | | | | | |
| 09/22 | L.A. Chargers | | | | | | | | | | | | | |
| 09/29 | at Indianapolis | | | | | | | | | | | | | |
| 10/06 | Dallas | | | | | | | | | | | | | |
| 10/13 | at Las Vegas | | | | | | | | | | | | | |
| 10/20 | N.Y. Jets | | | | | | | | | | | | | |
| 10/28 | N.Y. Giants | | | | | | | | | | | | | |
| 11/10 | at Washington | | | | | | | | | | | | | |
| 11/17 | Baltimore | | | | | | | | | | | | | |
| 11/21 | at Cleveland | | | | | | | | | | | | | |
| 12/01 | at Cincinnati | | | | | | | | | | | | | |
| 12/08 | Cleveland | | | | | | | | | | | | | |
| 12/15 | at Philadelphia | | | | | | | | | | | | | |
| 12/21 | at Baltimore | | | | | | | | | | | | | |
| 12/25 | Kansas City | | | | | | | | | | | | | |
| 01/05 | Cincinnati | | | | | | | | | | | | | |
| TOTALS | | 23 | 17 | 156 | 73.9% | 6.8 | 9.2 | 0 | 0.0% | 0 | 0.0% | 40 | 2/23 | 91.9 |

| PASSING: | | RUSSELL WILSON | | | | | | | | | | | | |
|---------------|-----------------|------------------|----------|----------|-------------|------------|------------|----------|-------------|----------|-------------|-----------|------------|------------|
| DATE | OPP. | ATT | CMP | YDS | CMP% | Y/A | Y/C | TD | TD% | INT | INT% | LG | SK/YD | RATE |
| 09/08 | at Atlanta | ON INACTIVE LIST | | | | | | | | | | | | |
| 09/15 | at Denver | | | | | | | | | | | | | |
| 09/22 | L.A. Chargers | | | | | | | | | | | | | |
| 09/29 | at Indianapolis | | | | | | | | | | | | | |
| 10/06 | Dallas | | | | | | | | | | | | | |
| 10/13 | at Las Vegas | | | | | | | | | | | | | |
| 10/20 | N.Y. Jets | | | | | | | | | | | | | |
| 10/28 | N.Y. Giants | | | | | | | | | | | | | |
| 11/10 | at Washington | | | | | | | | | | | | | |
| 11/17 | Baltimore | | | | | | | | | | | | | |
| 11/21 | at Cleveland | | | | | | | | | | | | | |
| 12/01 | at Cincinnati | | | | | | | | | | | | | |
| 12/08 | Cleveland | | | | | | | | | | | | | |
| 12/15 | at Philadelphia | | | | | | | | | | | | | |
| 12/21 | at Baltimore | | | | | | | | | | | | | |
| 12/25 | Kansas City | | | | | | | | | | | | | |
| 01/05 | Cincinnati | | | | | | | | | | | | | |
| TOTALS | | 0 | 0 | 0 | 0.0% | 0.0 | 0.0 | 0 | 0.0% | 0 | 0.0% | -- | 0/0 | 0.0 |

| RUSHING: | | JUSTIN FIELDS | | | | | NAJEE HARRIS | | | | | CORDARRELLE PATTERSON | | | | |
|---------------|-----------------|---------------|-----|-----|----|----|--------------|-----|-----|----|----|-----------------------|-----|-----|----|----|
| DATE | OPP. | NO. | YDS | AVG | LG | TD | NO. | YDS | AVG | LG | TD | NO. | YDS | AVG | LG | TD |
| 09/08 | at Atlanta | 14 | 57 | 4.1 | 12 | 0 | 20 | 70 | 3.5 | 20 | 0 | 4 | 13 | 3.3 | 5 | 0 |
| 09/15 | at Denver | | | | | | | | | | | | | | | |
| 09/22 | L.A. Chargers | | | | | | | | | | | | | | | |
| 09/29 | at Indianapolis | | | | | | | | | | | | | | | |
| 10/06 | Dallas | | | | | | | | | | | | | | | |
| 10/13 | at Las Vegas | | | | | | | | | | | | | | | |
| 10/20 | N.Y. Jets | | | | | | | | | | | | | | | |
| 10/28 | N.Y. Giants | | | | | | | | | | | | | | | |
| 11/10 | at Washington | | | | | | | | | | | | | | | |
| 11/17 | Baltimore | | | | | | | | | | | | | | | |
| 11/21 | at Cleveland | | | | | | | | | | | | | | | |
| 12/01 | at Cincinnati | | | | | | | | | | | | | | | |
| 12/08 | Cleveland | | | | | | | | | | | | | | | |
| 12/15 | at Philadelphia | | | | | | | | | | | | | | | |
| 12/21 | at Baltimore | | | | | | | | | | | | | | | |
| 12/25 | Kansas City | | | | | | | | | | | | | | | |
| 01/05 | Cincinnati | | | | | | | | | | | | | | | |
| TOTALS | | 14 | 57 | 4.1 | 12 | 0 | 20 | 70 | 3.5 | 20 | 0 | 4 | 13 | 3.3 | 5 | 0 |

| RUSHING: | | GEORGE PICKENS | | | | | JAYLEN WARREN | | | | |
|---------------|-----------------|----------------|-----|-------|-----|----|---------------|-----|-----|----|----|
| DATE | OPP. | NO. | YDS | AVG | LG | TD | NO. | YDS | AVG | LG | TD |
| 09/08 | at Atlanta | 1 | -10 | -10.0 | -10 | 0 | 2 | 7 | 3.5 | 8 | 0 |
| 09/15 | at Denver | | | | | | | | | | |
| 09/22 | L.A. Chargers | | | | | | | | | | |
| 09/29 | at Indianapolis | | | | | | | | | | |
| 10/06 | Dallas | | | | | | | | | | |
| 10/13 | at Las Vegas | | | | | | | | | | |
| 10/20 | N.Y. Jets | | | | | | | | | | |
| 10/28 | N.Y. Giants | | | | | | | | | | |
| 11/10 | at Washington | | | | | | | | | | |
| 11/17 | Baltimore | | | | | | | | | | |
| 11/21 | at Cleveland | | | | | | | | | | |
| 12/01 | at Cincinnati | | | | | | | | | | |
| 12/08 | Cleveland | | | | | | | | | | |
| 12/15 | at Philadelphia | | | | | | | | | | |
| 12/21 | at Baltimore | | | | | | | | | | |
| 12/25 | Kansas City | | | | | | | | | | |
| 01/05 | Cincinnati | | | | | | | | | | |
| TOTALS | | 1 | -10 | -10.0 | -10 | 0 | 2 | 7 | 3.5 | 8 | 0 |

| RECEIVING: | | CALVIN AUSTIN III | | | | | PAT FREIERMUTH | | | | | NAJEE HARRIS | | | | |
|---------------|-----------------|-------------------|-----|-----|----|----|----------------|-----|-----|----|----|--------------|-----|-----|----|----|
| DATE | OPP. | NO. | YDS | AVG | LG | TD | NO. | YDS | AVG | LG | TD | NO. | YDS | AVG | LG | TD |
| 09/08 | at Atlanta | 1 | 7 | 7.0 | 7 | 0 | 4 | 27 | 6.8 | 10 | 0 | 1 | 9 | 9.0 | 9 | 0 |
| 09/15 | at Denver | | | | | | | | | | | | | | | |
| 09/22 | L.A. Chargers | | | | | | | | | | | | | | | |
| 09/29 | at Indianapolis | | | | | | | | | | | | | | | |
| 10/06 | Dallas | | | | | | | | | | | | | | | |
| 10/13 | at Las Vegas | | | | | | | | | | | | | | | |
| 10/20 | N.Y. Jets | | | | | | | | | | | | | | | |
| 10/28 | N.Y. Giants | | | | | | | | | | | | | | | |
| 11/10 | at Washington | | | | | | | | | | | | | | | |
| 11/17 | Baltimore | | | | | | | | | | | | | | | |
| 11/21 | at Cleveland | | | | | | | | | | | | | | | |
| 12/01 | at Cincinnati | | | | | | | | | | | | | | | |
| 12/08 | Cleveland | | | | | | | | | | | | | | | |
| 12/15 | at Philadelphia | | | | | | | | | | | | | | | |
| 12/21 | at Baltimore | | | | | | | | | | | | | | | |
| 12/25 | Kansas City | | | | | | | | | | | | | | | |
| 01/05 | Cincinnati | | | | | | | | | | | | | | | |
| TOTALS | | 1 | 7 | 7.0 | 7 | 0 | 4 | 27 | 6.8 | 10 | 0 | 1 | 9 | 9.0 | 9 | 0 |

| RECEIVING: | | VAN JEFFERSON | | | | | GEORGE PICKENS | | | | | MYCOLE PRUITT | | | | |
|---------------|-----------------|---------------|-----|-----|----|----|----------------|-----|------|----|----|---------------|-----|-----|----|----|
| DATE | OPP. | NO. | YDS | AVG | LG | TD | NO. | YDS | AVG | LG | TD | NO. | YDS | AVG | LG | TD |
| 09/08 | at Atlanta | 1 | 1 | 1.0 | 1 | 0 | 6 | 85 | 14.2 | 40 | 0 | 1 | 9 | 9.0 | 9 | 0 |
| 09/15 | at Denver | | | | | | | | | | | | | | | |
| 09/22 | L.A. Chargers | | | | | | | | | | | | | | | |
| 09/29 | at Indianapolis | | | | | | | | | | | | | | | |
| 10/06 | Dallas | | | | | | | | | | | | | | | |
| 10/13 | at Las Vegas | | | | | | | | | | | | | | | |
| 10/20 | N.Y. Jets | | | | | | | | | | | | | | | |
| 10/28 | N.Y. Giants | | | | | | | | | | | | | | | |
| 11/10 | at Washington | | | | | | | | | | | | | | | |
| 11/17 | Baltimore | | | | | | | | | | | | | | | |
| 11/21 | at Cleveland | | | | | | | | | | | | | | | |
| 12/01 | at Cincinnati | | | | | | | | | | | | | | | |
| 12/08 | Cleveland | | | | | | | | | | | | | | | |
| 12/15 | at Philadelphia | | | | | | | | | | | | | | | |
| 12/21 | at Baltimore | | | | | | | | | | | | | | | |
| 12/25 | Kansas City | | | | | | | | | | | | | | | |
| 01/05 | Cincinnati | | | | | | | | | | | | | | | |
| TOTALS | | 1 | 1 | 1.0 | 1 | 0 | 6 | 85 | 14.2 | 40 | 0 | 1 | 9 | 9.0 | 9 | 0 |

| RECEIVING: | | JAYLEN WARREN | | | | | DARNELL WASHINGTON | | | | |
|---------------|-----------------|---------------|-----|-----|----|----|--------------------|-----|-----|----|----|
| DATE | OPP. | NO. | YDS | AVG | LG | TD | NO. | YDS | AVG | LG | TD |
| 09/08 | at Atlanta | 2 | 13 | 6.5 | 9 | 0 | 1 | 5 | 5.0 | 5 | 0 |
| 09/15 | at Denver | | | | | | | | | | |
| 09/22 | L.A. Chargers | | | | | | | | | | |
| 09/29 | at Indianapolis | | | | | | | | | | |
| 10/06 | Dallas | | | | | | | | | | |
| 10/13 | at Las Vegas | | | | | | | | | | |
| 10/20 | N.Y. Jets | | | | | | | | | | |
| 10/28 | N.Y. Giants | | | | | | | | | | |
| 11/10 | at Washington | | | | | | | | | | |
| 11/17 | Baltimore | | | | | | | | | | |
| 11/21 | at Cleveland | | | | | | | | | | |
| 12/01 | at Cincinnati | | | | | | | | | | |
| 12/08 | Cleveland | | | | | | | | | | |
| 12/15 | at Philadelphia | | | | | | | | | | |
| 12/21 | at Baltimore | | | | | | | | | | |
| 12/25 | Kansas City | | | | | | | | | | |
| 01/05 | Cincinnati | | | | | | | | | | |
| TOTALS | | 2 | 13 | 6.5 | 9 | 0 | 1 | 5 | 5.0 | 5 | 0 |

| DATE | OPP. | MONTRAVIUS ADAMS SR. | | | | | | | | KEANU BENTON | | | | | | | | BEANIE BISHOP JR. | | | | | | | | | | | | | | | | | | | | |
|---------------|-----------------|----------------------|---|----|-----|------|-----|-----|-----|--------------|----|----|----|---|---|----|-----|-------------------|-----|-----|-----|----|----|----|----|---|---|----|-----|------|-----|-----|-----|----|----|----|----|---|
| | | S | A | TK | TFL | TFLY | SK | SKY | INT | FR | FF | PR | PD | S | A | TK | TFL | TFLY | SK | SKY | INT | FR | FF | PR | PD | S | A | TK | TFL | TFLY | SK | SKY | INT | FR | FF | PR | PD | |
| 09/08 | at Atlanta | 2 | 1 | 3 | 1 | 9 | 1.0 | 9.0 | 0 | 0 | 0 | 1 | 0 | 1 | 1 | 2 | 0 | 0 | 0.0 | 0.0 | 0 | 0 | 0 | 1 | 0 | 3 | 0 | 3 | 0 | 0 | 0.0 | 0.0 | 0 | 0 | 0 | 0 | 0 | 0 |
| 09/15 | at Denver | | | | | | | | | | | | | | | | | | | | | | | | | | | | | | | | | | | | | |
| 09/22 | L.A. Chargers | | | | | | | | | | | | | | | | | | | | | | | | | | | | | | | | | | | | | |
| 09/29 | at Indianapolis | | | | | | | | | | | | | | | | | | | | | | | | | | | | | | | | | | | | | |
| 10/06 | Dallas | | | | | | | | | | | | | | | | | | | | | | | | | | | | | | | | | | | | | |
| 10/13 | at Las Vegas | | | | | | | | | | | | | | | | | | | | | | | | | | | | | | | | | | | | | |
| 10/20 | N.Y. Jets | | | | | | | | | | | | | | | | | | | | | | | | | | | | | | | | | | | | | |
| 10/28 | N.Y. Giants | | | | | | | | | | | | | | | | | | | | | | | | | | | | | | | | | | | | | |
| 11/10 | at Washington | | | | | | | | | | | | | | | | | | | | | | | | | | | | | | | | | | | | | |
| 11/17 | Baltimore | | | | | | | | | | | | | | | | | | | | | | | | | | | | | | | | | | | | | |
| 11/21 | at Cleveland | | | | | | | | | | | | | | | | | | | | | | | | | | | | | | | | | | | | | |
| 12/01 | at Cincinnati | | | | | | | | | | | | | | | | | | | | | | | | | | | | | | | | | | | | | |
| 12/08 | Cleveland | | | | | | | | | | | | | | | | | | | | | | | | | | | | | | | | | | | | | |
| 12/15 | at Philadelphia | | | | | | | | | | | | | | | | | | | | | | | | | | | | | | | | | | | | | |
| 12/21 | at Baltimore | | | | | | | | | | | | | | | | | | | | | | | | | | | | | | | | | | | | | |
| 12/25 | Kansas City | | | | | | | | | | | | | | | | | | | | | | | | | | | | | | | | | | | | | |
| 01/05 | Cincinnati | | | | | | | | | | | | | | | | | | | | | | | | | | | | | | | | | | | | | |
| TOTALS | | 2 | 1 | 3 | 1 | 9 | 1.0 | 9.0 | 0 | 0 | 0 | 1 | 0 | 1 | 1 | 2 | 0 | 0 | 0.0 | 0.0 | 0 | 0 | 0 | 1 | 0 | 3 | 0 | 3 | 0 | 0 | 0.0 | 0.0 | 0 | 0 | 0 | 0 | 0 | 0 |

| DATE | OPP. | DESHON ELLIOTT | | | | | | | | MINKAH FITZPATRICK | | | | | | | | NICK HERBIG | | | | | | | | | | | | | | | | | | | | |
|---------------|-----------------|----------------|---|----|-----|------|-----|-----|-----|--------------------|----|----|----|---|---|----|-----|-------------|-----|-----|-----|----|----|----|----|---|---|----|-----|------|-----|-----|-----|----|----|----|----|---|
| | | S | A | TK | TFL | TFLY | SK | SKY | INT | FR | FF | PR | PD | S | A | TK | TFL | TFLY | SK | SKY | INT | FR | FF | PR | PD | S | A | TK | TFL | TFLY | SK | SKY | INT | FR | FF | PR | PD | |
| 09/08 | at Atlanta | 1 | 3 | 4 | 0 | 0 | 0.0 | 0.0 | 1 | 0 | 0 | 0 | 2 | 6 | 1 | 7 | 0 | 0 | 0.0 | 0.0 | 0 | 0 | 0 | 0 | 0 | 1 | 0 | 1 | 0 | 0 | 0.0 | 0.0 | 0 | 0 | 0 | 0 | 0 | 0 |
| 09/15 | at Denver | | | | | | | | | | | | | | | | | | | | | | | | | | | | | | | | | | | | | |
| 09/22 | L.A. Chargers | | | | | | | | | | | | | | | | | | | | | | | | | | | | | | | | | | | | | |
| 09/29 | at Indianapolis | | | | | | | | | | | | | | | | | | | | | | | | | | | | | | | | | | | | | |
| 10/06 | Dallas | | | | | | | | | | | | | | | | | | | | | | | | | | | | | | | | | | | | | |
| 10/13 | at Las Vegas | | | | | | | | | | | | | | | | | | | | | | | | | | | | | | | | | | | | | |
| 10/20 | N.Y. Jets | | | | | | | | | | | | | | | | | | | | | | | | | | | | | | | | | | | | | |
| 10/28 | N.Y. Giants | | | | | | | | | | | | | | | | | | | | | | | | | | | | | | | | | | | | | |
| 11/10 | at Washington | | | | | | | | | | | | | | | | | | | | | | | | | | | | | | | | | | | | | |
| 11/17 | Baltimore | | | | | | | | | | | | | | | | | | | | | | | | | | | | | | | | | | | | | |
| 11/21 | at Cleveland | | | | | | | | | | | | | | | | | | | | | | | | | | | | | | | | | | | | | |
| 12/01 | at Cincinnati | | | | | | | | | | | | | | | | | | | | | | | | | | | | | | | | | | | | | |
| 12/08 | Cleveland | | | | | | | | | | | | | | | | | | | | | | | | | | | | | | | | | | | | | |
| 12/15 | at Philadelphia | | | | | | | | | | | | | | | | | | | | | | | | | | | | | | | | | | | | | |
| 12/21 | at Baltimore | | | | | | | | | | | | | | | | | | | | | | | | | | | | | | | | | | | | | |
| 12/25 | Kansas City | | | | | | | | | | | | | | | | | | | | | | | | | | | | | | | | | | | | | |
| 01/05 | Cincinnati | | | | | | | | | | | | | | | | | | | | | | | | | | | | | | | | | | | | | |
| TOTALS | | 1 | 3 | 4 | 0 | 0 | 0.0 | 0.0 | 1 | 0 | 0 | 0 | 2 | 6 | 1 | 7 | 0 | 0 | 0.0 | 0.0 | 0 | 0 | 0 | 0 | 0 | 1 | 0 | 1 | 0 | 0 | 0.0 | 0.0 | 0 | 0 | 0 | 0 | 0 | 0 |

| DATE | OPP. | CAMERON HEYWARD | | | | | | | | ALEX HIGHSMITH | | | | | | | | DONTÉ JACKSON | | | | | | | | | | | | | | | | | | | | |
|---------------|-----------------|-----------------|---|----|-----|------|-----|-----|-----|----------------|----|----|----|---|---|----|-----|---------------|-----|-----|-----|----|----|----|----|---|---|----|-----|------|-----|-----|-----|----|----|----|----|---|
| | | S | A | TK | TFL | TFLY | SK | SKY | INT | FR | FF | PR | PD | S | A | TK | TFL | TFLY | SK | SKY | INT | FR | FF | PR | PD | S | A | TK | TFL | TFLY | SK | SKY | INT | FR | FF | PR | PD | |
| 09/08 | at Atlanta | 3 | 1 | 4 | 0 | 0 | 0.0 | 0.0 | 0 | 0 | 0 | 0 | 0 | 1 | 4 | 5 | 0 | 0 | 0.0 | 0.0 | 0 | 0 | 0 | 0 | 1 | 1 | 1 | 2 | 0 | 0 | 0.0 | 0.0 | 1 | 0 | 0 | 0 | 2 | 0 |
| 09/15 | at Denver | | | | | | | | | | | | | | | | | | | | | | | | | | | | | | | | | | | | | |
| 09/22 | L.A. Chargers | | | | | | | | | | | | | | | | | | | | | | | | | | | | | | | | | | | | | |
| 09/29 | at Indianapolis | | | | | | | | | | | | | | | | | | | | | | | | | | | | | | | | | | | | | |
| 10/06 | Dallas | | | | | | | | | | | | | | | | | | | | | | | | | | | | | | | | | | | | | |
| 10/13 | at Las Vegas | | | | | | | | | | | | | | | | | | | | | | | | | | | | | | | | | | | | | |
| 10/20 | N.Y. Jets | | | | | | | | | | | | | | | | | | | | | | | | | | | | | | | | | | | | | |
| 10/28 | N.Y. Giants | | | | | | | | | | | | | | | | | | | | | | | | | | | | | | | | | | | | | |
| 11/10 | at Washington | | | | | | | | | | | | | | | | | | | | | | | | | | | | | | | | | | | | | |
| 11/17 | Baltimore | | | | | | | | | | | | | | | | | | | | | | | | | | | | | | | | | | | | | |
| 11/21 | at Cleveland | | | | | | | | | | | | | | | | | | | | | | | | | | | | | | | | | | | | | |
| 12/01 | at Cincinnati | | | | | | | | | | | | | | | | | | | | | | | | | | | | | | | | | | | | | |
| 12/08 | Cleveland | | | | | | | | | | | | | | | | | | | | | | | | | | | | | | | | | | | | | |
| 12/15 | at Philadelphia | | | | | | | | | | | | | | | | | | | | | | | | | | | | | | | | | | | | | |
| 12/21 | at Baltimore | | | | | | | | | | | | | | | | | | | | | | | | | | | | | | | | | | | | | |
| 12/25 | Kansas City | | | | | | | | | | | | | | | | | | | | | | | | | | | | | | | | | | | | | |
| 01/05 | Cincinnati | | | | | | | | | | | | | | | | | | | | | | | | | | | | | | | | | | | | | |
| TOTALS | | 3 | 1 | 4 | 0 | 0 | 0.0 | 0.0 | 0 | 0 | 0 | 0 | 0 | 1 | 4 | 5 | 0 | 0 | 0.0 | 0.0 | 0 | 0 | 0 | 1 | 1 | 1 | 2 | 0 | 0 | 0.0 | 0.0 | 1 | 0 | 0 | 0 | 2 | 0 | |

| DATE | OPP. | DAMONTAE KAZEE | | | | | | | | LARRY OGUNJOBI | | | | | | | | JOEY PORTER JR. | | | | | | | | | | | | | | | | | | | | |
|-------|-----------------|----------------|---|----|-----|------|-----|-----|-----|----------------|----|----|----|---|---|----|-----|-----------------|-----|-----|-----|----|----|----|----|---|---|----|-----|------|-----|-----|-----|----|----|----|----|---|
| | | S | A | TK | TFL | TFLY | SK | SKY | INT | FR | FF | PR | PD | S | A | TK | TFL | TFLY | SK | SKY | INT | FR | FF | PR | PD | S | A | TK | TFL | TFLY | SK | SKY | INT | FR | FF | PR | PD | |
| 09/08 | at Atlanta | 3 | 0 | 3 | 0 | 0 | 0.0 | 0.0 | 0 | 0 | 0 | 0 | 0 | 1 | 2 | 3 | 0 | 0 | 0.0 | 0.0 | 0 | 0 | 0 | 2 | 0 | 2 | 1 | 3 | 0 | 0 | 0.0 | 0.0 | 0 | 0 | 0 | 0 | 0 | 0 |
| 09/15 | at Denver | | | | | | | | | | | | | | | | | | | | | | | | | | | | | | | | | | | | | |
| 09/22 | L.A. Chargers | | | | | | | | | | | | | | | | | | | | | | | | | | | | | | | | | | | | | |
| 09/29 | at Indianapolis | | | | | | | | | | | | | | | | | | | | | | | | | | | | | | | | | | | | | |
| 10/06 | Dallas | | | | | | | | | | | | | | | | | | | | | | | | | | | | | | | | | | | | | |

| DATE | OPP. | PATRICK QUEEN | | | | | | | | | T.J. WATT | | | | | | | | | PAYTON WILSON | | | | | | | | | | | | | | | | | | |
|---------------|-----------------|---------------|----------|----------|----------|----------|------------|------------|----------|----------|-----------|----------|----------|----------|----------|----------|-----------|------------|------------|---------------|----------|----------|----------|----------|----------|----------|----------|----------|----------|------------|------------|----------|----------|----------|----------|----------|----|--|
| | | S | A | TK | TFL | TFLY | SK | SKY | INT | FR | FF | PR | PD | S | A | TK | TFL | TFLY | SK | SKY | INT | FR | FF | PR | PD | S | A | TK | TFL | TFLY | SK | SKY | INT | FR | FF | PR | PD | |
| 09/08 | at Atlanta | 2 | 0 | 2 | 0 | 0 | 0.0 | 0.0 | 0 | 0 | 0 | 0 | 2 | 2 | 4 | 2 | 12 | 1.0 | 9.0 | 0 | 1 | 0 | 3 | 0 | 3 | 0 | 3 | 0 | 0 | 0.0 | 0.0 | 0 | 0 | 0 | 0 | 0 | 0 | |
| 09/15 | at Denver | | | | | | | | | | | | | | | | | | | | | | | | | | | | | | | | | | | | | |
| 09/22 | L.A. Chargers | | | | | | | | | | | | | | | | | | | | | | | | | | | | | | | | | | | | | |
| 09/29 | at Indianapolis | | | | | | | | | | | | | | | | | | | | | | | | | | | | | | | | | | | | | |
| 10/06 | Dallas | | | | | | | | | | | | | | | | | | | | | | | | | | | | | | | | | | | | | |
| 10/13 | at Las Vegas | | | | | | | | | | | | | | | | | | | | | | | | | | | | | | | | | | | | | |
| 10/20 | N.Y. Jets | | | | | | | | | | | | | | | | | | | | | | | | | | | | | | | | | | | | | |
| 10/28 | N.Y. Giants | | | | | | | | | | | | | | | | | | | | | | | | | | | | | | | | | | | | | |
| 11/10 | at Washington | | | | | | | | | | | | | | | | | | | | | | | | | | | | | | | | | | | | | |
| 11/17 | Baltimore | | | | | | | | | | | | | | | | | | | | | | | | | | | | | | | | | | | | | |
| 11/21 | at Cleveland | | | | | | | | | | | | | | | | | | | | | | | | | | | | | | | | | | | | | |
| 12/01 | at Cincinnati | | | | | | | | | | | | | | | | | | | | | | | | | | | | | | | | | | | | | |
| 12/08 | Cleveland | | | | | | | | | | | | | | | | | | | | | | | | | | | | | | | | | | | | | |
| 12/15 | at Philadelphia | | | | | | | | | | | | | | | | | | | | | | | | | | | | | | | | | | | | | |
| 12/21 | at Baltimore | | | | | | | | | | | | | | | | | | | | | | | | | | | | | | | | | | | | | |
| 12/25 | Kansas City | | | | | | | | | | | | | | | | | | | | | | | | | | | | | | | | | | | | | |
| 01/05 | Cincinnati | | | | | | | | | | | | | | | | | | | | | | | | | | | | | | | | | | | | | |
| TOTALS | | 2 | 0 | 2 | 0 | 0 | 0.0 | 0.0 | 0 | 0 | 0 | 0 | 2 | 2 | 4 | 2 | 12 | 1.0 | 9.0 | 0 | 1 | 0 | 3 | 0 | 3 | 0 | 3 | 0 | 0 | 0.0 | 0.0 | 0 | 0 | 0 | 0 | 0 | | |

| FUMBLE RETURNS: | | T.J. WATT | | | | |
|-----------------|-----------------|-----------|-----|-----|----|----|
| DATE | OPP. | NO. | YDS | AVG | LG | TD |
| 09/08 | at Atlanta | 1 | 0 | 0.0 | -- | 0 |
| 09/15 | at Denver | | | | | |
| 09/22 | L.A. Chargers | | | | | |
| 09/29 | at Indianapolis | | | | | |
| 10/06 | Dallas | | | | | |
| 10/13 | at Las Vegas | | | | | |
| 10/20 | N.Y. Jets | | | | | |
| 10/28 | N.Y. Giants | | | | | |
| 11/10 | at Washington | | | | | |
| 11/17 | Baltimore | | | | | |
| 11/21 | at Cleveland | | | | | |
| 12/01 | at Cincinnati | | | | | |
| 12/08 | Cleveland | | | | | |
| 12/15 | at Philadelphia | | | | | |
| 12/21 | at Baltimore | | | | | |
| 12/25 | Kansas City | | | | | |
| 01/05 | Cincinnati | | | | | |
| TOTALS | | 1 | 0 | 0.0 | -- | 0 |

| INTERCEPTION RETURNS: | | DESHON ELLIOTT | | | | | DONTE JACKSON | | | | |
|-----------------------|-----------------|----------------|----------|------------|-----------|----------|---------------|-----------|-------------|-----------|----------|
| DATE | OPP. | NO. | YDS | AVG | LG | TD | NO. | YDS | AVG | LG | TD |
| 09/08 | at Atlanta | 1 | 0 | 0.0 | -- | 0 | 1 | 49 | 49.0 | 49 | 0 |
| 09/15 | at Denver | | | | | | | | | | |
| 09/22 | L.A. Chargers | | | | | | | | | | |
| 09/29 | at Indianapolis | | | | | | | | | | |
| 10/06 | Dallas | | | | | | | | | | |
| 10/13 | at Las Vegas | | | | | | | | | | |
| 10/20 | N.Y. Jets | | | | | | | | | | |
| 10/28 | N.Y. Giants | | | | | | | | | | |
| 11/10 | at Washington | | | | | | | | | | |
| 11/17 | Baltimore | | | | | | | | | | |
| 11/21 | at Cleveland | | | | | | | | | | |
| 12/01 | at Cincinnati | | | | | | | | | | |
| 12/08 | Cleveland | | | | | | | | | | |
| 12/15 | at Philadelphia | | | | | | | | | | |
| 12/21 | at Baltimore | | | | | | | | | | |
| 12/25 | Kansas City | | | | | | | | | | |
| 01/05 | Cincinnati | | | | | | | | | | |
| TOTALS | | 1 | 0 | 0.0 | -- | 0 | 1 | 49 | 49.0 | 49 | 0 |

| DATE | OPP. | BEANIE BISHOP JR. | | | DEMARVIN LEAL | | | TYLER MATAKEVICH | | | SCOTTY MILLER | | |
|---------------|-----------------|-------------------|----------|----------|---------------|----------|----------|------------------|----------|----------|---------------|----------|----------|
| | | TKL | AST | TOT | TKL | AST | TOT | TKL | AST | TOT | TKL | AST | TOT |
| 09/08 | at Atlanta | 1 | 0 | 1 | 1 | 0 | 1 | 1 | 0 | 1 | 1 | 0 | 1 |
| 09/15 | at Denver | | | | | | | | | | | | |
| 09/22 | L.A. Chargers | | | | | | | | | | | | |
| 09/29 | at Indianapolis | | | | | | | | | | | | |
| 10/06 | Dallas | | | | | | | | | | | | |
| 10/13 | at Las Vegas | | | | | | | | | | | | |
| 10/20 | N.Y. Jets | | | | | | | | | | | | |
| 10/28 | N.Y. Giants | | | | | | | | | | | | |
| 11/10 | at Washington | | | | | | | | | | | | |
| 11/17 | Baltimore | | | | | | | | | | | | |
| 11/21 | at Cleveland | | | | | | | | | | | | |
| 12/01 | at Cincinnati | | | | | | | | | | | | |
| 12/08 | Cleveland | | | | | | | | | | | | |
| 12/15 | at Philadelphia | | | | | | | | | | | | |
| 12/21 | at Baltimore | | | | | | | | | | | | |
| 12/25 | Kansas City | | | | | | | | | | | | |
| 01/05 | Cincinnati | | | | | | | | | | | | |
| TOTALS | | 1 | 0 | 1 | 1 | 0 | 1 | 1 | 0 | 1 | 1 | 0 | 1 |

| PUNTING: | | CAMERON JOHNSTON | | | | | | | | CHRIS BOSWELL | | | | | | | |
|---------------|-----------------|------------------|------------|-------------|----------|----------|-----------|-------------|----------|---------------|-----------|-------------|----------|----------|-----------|-------------|----------|
| DATE | OPP. | NO. | YDS | AVG | TB | IN 20 | LG | NET | BLK | NO. | YDS | AVG | TB | IN 20 | LG | NET | BLK |
| 09/08 | at Atlanta | 2 | 103 | 51.5 | 0 | 1 | 58 | 37.5 | 0 | 1 | 43 | 43.0 | 0 | 0 | 43 | 43.0 | 0 |
| 09/15 | at Denver | | | | | | | | | | | | | | | | |
| 09/22 | L.A. Chargers | | | | | | | | | | | | | | | | |
| 09/29 | at Indianapolis | | | | | | | | | | | | | | | | |
| 10/06 | Dallas | | | | | | | | | | | | | | | | |
| 10/13 | at Las Vegas | | | | | | | | | | | | | | | | |
| 10/20 | N.Y. Jets | | | | | | | | | | | | | | | | |
| 10/28 | N.Y. Giants | | | | | | | | | | | | | | | | |
| 11/10 | at Washington | | | | | | | | | | | | | | | | |
| 11/17 | Baltimore | | | | | | | | | | | | | | | | |
| 11/21 | at Cleveland | | | | | | | | | | | | | | | | |
| 12/01 | at Cincinnati | | | | | | | | | | | | | | | | |
| 12/08 | Cleveland | | | | | | | | | | | | | | | | |
| 12/15 | at Philadelphia | | | | | | | | | | | | | | | | |
| 12/21 | at Baltimore | | | | | | | | | | | | | | | | |
| 12/25 | Kansas City | | | | | | | | | | | | | | | | |
| 01/05 | Cincinnati | | | | | | | | | | | | | | | | |
| TOTALS | | 2 | 103 | 51.5 | 0 | 1 | 58 | 37.5 | 0 | 1 | 43 | 43.0 | 0 | 0 | 43 | 43.0 | 0 |

| FIELD GOALS: | | CHRIS BOSWELL | | | | | | | | | |
|---------------|-----------------|---------------|-------|-------|-------|-----|-------|-----|-----|--------|----|
| DATE | OPP. | 0-19 | 20-29 | 30-39 | 40-49 | 50+ | TOTAL | FGM | FGA | PCT | LG |
| 09/08 | at Atlanta | 0/0 | 1/1 | 0/0 | 2/2 | 3/3 | 6/6 | 6 | 6 | 100.0% | 57 |
| 09/15 | at Denver | | | | | | | | | | |
| 09/22 | L.A. Chargers | | | | | | | | | | |
| 09/29 | at Indianapolis | | | | | | | | | | |
| 10/06 | Dallas | | | | | | | | | | |
| 10/13 | at Las Vegas | | | | | | | | | | |
| 10/20 | N.Y. Jets | | | | | | | | | | |
| 10/28 | N.Y. Giants | | | | | | | | | | |
| 11/10 | at Washington | | | | | | | | | | |
| 11/17 | Baltimore | | | | | | | | | | |
| 11/21 | at Cleveland | | | | | | | | | | |
| 12/01 | at Cincinnati | | | | | | | | | | |
| 12/08 | Cleveland | | | | | | | | | | |
| 12/15 | at Philadelphia | | | | | | | | | | |
| 12/21 | at Baltimore | | | | | | | | | | |
| 12/25 | Kansas City | | | | | | | | | | |
| 01/05 | Cincinnati | | | | | | | | | | |
| TOTALS | | 0/0 | 1/1 | 0/0 | 2/2 | 3/3 | 6/6 | 6 | 6 | 100.0% | 57 |

SECTION TITLE: *Individual GxG Stats: KICKOFF RETURNS*

THIS IS A BLANK SECTION.

| PUNT RETURNS: | | CALVIN AUSTIN III | | | | | |
|---------------|-----------------|-------------------|-----------|-------------|-----------|----------|----------|
| DATE | OPP. | NO. | YDS | AVG | LG | FC | TD |
| 09/08 | at Atlanta | 4 | 47 | 11.8 | 16 | 0 | 0 |
| 09/15 | at Denver | | | | | | |
| 09/22 | L.A. Chargers | | | | | | |
| 09/29 | at Indianapolis | | | | | | |
| 10/06 | Dallas | | | | | | |
| 10/13 | at Las Vegas | | | | | | |
| 10/20 | N.Y. Jets | | | | | | |
| 10/28 | N.Y. Giants | | | | | | |
| 11/10 | at Washington | | | | | | |
| 11/17 | Baltimore | | | | | | |
| 11/21 | at Cleveland | | | | | | |
| 12/01 | at Cincinnati | | | | | | |
| 12/08 | Cleveland | | | | | | |
| 12/15 | at Philadelphia | | | | | | |
| 12/21 | at Baltimore | | | | | | |
| 12/25 | Kansas City | | | | | | |
| 01/05 | Cincinnati | | | | | | |
| TOTALS | | 4 | 47 | 11.8 | 16 | 0 | 0 |



WEEK 1
Pittsburgh Steelers 18, Atlanta Falcons 10
 72,291 🏟️ Mercedes-Benz Stadium 🏟️ Sep 8, 2024



| | | | | | | |
|---------------------------|---|---|---|---|---|----|
| Pittsburgh Steelers | 3 | 6 | 6 | 3 | — | 18 |
| Atlanta Falcons | 3 | 7 | 0 | 0 | — | 10 |

SCORING DRIVES

| TEAM | QTR | TIME | SCORING PLAY | PIT | ATL |
|----------|-----|-------|--|-----|-----|
| Falcons | 1 | 09:06 | Y.Koo 24 yd. Field Goal (12:64, 5:54) | 0 | 3 |
| Steelers | 1 | 04:37 | C.Boswell 57 yd. Field Goal (10:31, 4:29) | 3 | 3 |
| Steelers | 2 | 12:54 | C.Boswell 51 yd. Field Goal (10:18, 6:08) | 6 | 3 |
| Falcons | 2 | 00:32 | K.Pitts 12 yd. pass from K.Cousins (Y.Koo kick) (9:90, 3:18) | 6 | 10 |
| Steelers | 2 | 00:00 | C.Boswell 44 yd. Field Goal (4:45, 0:32) | 9 | 10 |
| Steelers | 3 | 07:45 | C.Boswell 56 yd. Field Goal (9:24, 2:44) | 12 | 10 |
| Steelers | 3 | 00:25 | C.Boswell 40 yd. Field Goal (5:46, 3:24) | 15 | 10 |
| Steelers | 4 | 00:28 | C.Boswell 25 yd. Field Goal (7:11, 2:06) | 18 | 10 |

PITTSBURGH STEELERS

| PASSING | ATT | CP | YDS | SK/YD | TD | LG | INT | RTG |
|---------------|-----|----|-----|-------|----|----|-----|------|
| Justin Fields | 23 | 17 | 156 | 2/23 | 0 | 40 | 0 | 91.9 |
| TOTAL | 23 | 17 | 156 | 2/23 | 0 | 40 | 0 | 91.9 |

| RUSHING | ATT | YDS | AVG | LG | TD |
|-----------------------|-----|-----|-------|-----|----|
| Najee Harris | 20 | 70 | 3.5 | 20 | 0 |
| Justin Fields | 14 | 57 | 4.1 | 12 | 0 |
| Cordarrelle Patterson | 4 | 13 | 3.3 | 5 | 0 |
| Jaylen Warren | 2 | 7 | 3.5 | 8 | 0 |
| George Pickens | 1 | -10 | -10.0 | -10 | 0 |
| TOTAL | 41 | 137 | 3.3 | 20 | 0 |

| RECEIVING | NO | YDS | AVG | LG | TD |
|--------------------|----|-----|------|----|----|
| George Pickens | 6 | 85 | 14.2 | 40 | 0 |
| Pat Freiermuth | 4 | 27 | 6.8 | 10 | 0 |
| Jaylen Warren | 2 | 13 | 6.5 | 9 | 0 |
| Najee Harris | 1 | 9 | 9.0 | 9 | 0 |
| MyCole Pruitt | 1 | 9 | 9.0 | 9 | 0 |
| Calvin Austin III | 1 | 7 | 7.0 | 7 | 0 |
| Darnell Washington | 1 | 5 | 5.0 | 5 | 0 |
| Van Jefferson | 1 | 1 | 1.0 | 1 | 0 |
| TOTAL | 17 | 156 | 9.2 | 40 | 0 |

| TOP DEFENSE | TOT | SOLO | AST | SCK | YDS | INT |
|--------------------|-----|------|-----|-----|-----|-----|
| Minkah Fitzpatrick | 7 | 6 | 1 | 0.0 | 0.0 | 0 |
| Alex Highsmith | 5 | 1 | 4 | 0.0 | 0.0 | 0 |
| Cameron Heyward | 4 | 3 | 1 | 0.0 | 0.0 | 0 |

| FIELD GOALS | FGM/FGA | PERCENT | RESULTS |
|---------------|---------|---------|------------------------------|
| Chris Boswell | 6-6 | 100.0 | 57G, 51G, 44G, 56G, 40G, 25G |
| TOTAL | 6-6 | 100.0 | |

ATLANTA FALCONS

| PASSING | ATT | CP | YDS | SK/YD | TD | LG | INT | RTG |
|--------------|-----|----|-----|-------|----|----|-----|------|
| Kirk Cousins | 26 | 16 | 155 | 2/18 | 1 | 20 | 2 | 59.0 |
| TOTAL | 26 | 16 | 155 | 2/18 | 1 | 20 | 2 | 59.0 |

| RUSHING | ATT | YDS | AVG | LG | TD |
|----------------|-----|-----|-----|----|----|
| Bijan Robinson | 18 | 68 | 3.8 | 13 | 0 |
| Tyler Algeier | 3 | 21 | 7.0 | 13 | 0 |
| Kirk Cousins | 1 | 0 | 0.0 | 0 | 0 |
| TOTAL | 22 | 89 | 4.0 | 13 | 0 |

| RECEIVING | NO | YDS | AVG | LG | TD |
|---------------------|----|-----|------|-----|----|
| Bijan Robinson | 5 | 43 | 8.6 | 14 | 0 |
| Ray-Ray McCloud III | 4 | 52 | 13.0 | 20 | 0 |
| Kyle Pitts | 3 | 26 | 8.7 | 12t | 1 |
| Drake London | 2 | 15 | 7.5 | 8 | 0 |
| Darnell Mooney | 1 | 15 | 15.0 | 15 | 0 |
| Charlie Woerner | 1 | 4 | 4.0 | 4 | 0 |
| TOTAL | 16 | 155 | 9.7 | 20 | 1 |

| TOP DEFENSE | TOT | SOLO | AST | SCK | YDS | INT |
|--------------|-----|------|-----|-----|-----|-----|
| Kaden Elliss | 9 | 4 | 5 | 0.0 | 0.0 | 0 |
| Mike Hughes | 7 | 7 | 0 | 0.0 | 0.0 | 0 |
| Nate Landman | 7 | 5 | 2 | 0.0 | 0.0 | 0 |

| FIELD GOALS | FGM/FGA | PERCENT | RESULTS |
|--------------|---------|---------|---------|
| Younghoe Koo | 1-1 | 100.0 | (24) |
| TOTAL | 1-1 | 100.0 | |

Team Statistics

| | | |
|------------------------------|----------|----------|
| First Downs | 16 | 15 |
| 3rd-Down Eff. (Made/Att/Pct) | 8/17/47% | 2/9/22% |
| 4th-Down Eff. (Made/Att/Pct) | 0/1/0% | 1/1/100% |
| Total Net Yards | 270 | 226 |
| Total Plays | 66 | 50 |
| Yards Per Play | 4.1 | 4.5 |
| Rushes/Net Yards | 41/137 | 22/89 |
| Net Passing | 133 | 137 |
| Pass Attempts/Completions | 23/17 | 26/16 |
| Had Intercepted | 0 | 2 |
| Sacked/Yards Lost | 2/23 | 2/18 |
| Punts/Average | 3/48.7 | 4/52.5 |
| Penalties/Yards | 9/60 | 5/34 |
| Fumbles/Lost | 1/0 | 1/1 |
| Possession Time | 35:36 | 24:24 |

Steelers Falcons

THE LAST TIME THE STEELERS/OPPONENT...

Overtime Game Won

By Steelers – Pittsburgh 23, Cincinnati 20, 09/11/22
By Opponent – Chicago 23, Pittsburgh 17, 09/24/17

Tie Game

Home – Pittsburgh 16, Detroit 16, 11/14/21
Away – Pittsburgh 21, at Cleveland 21, 09/09/18

Shutout

By Steelers – Pittsburgh 27, St. Louis 0, 12/24/11
By Opponent – Jacksonville 9, Pittsburgh 0, 09/18/06

Kickoff Returned for a TD

By Steelers – Juju Smith Schuster (96 yards) vs. Cleveland, 12/31/17
By Opponent – Jacoby Jones (108 yards) vs. Baltimore, 11/02/14

Punt Returned for a TD

By Steelers – Dontae Johnson (85 yards) vs. Arizona, 12/08/19
By Opponent – Desmond King II vs. L.A. Chargers, 12/12/18

Intercepted Pass Returned for a TD

By Steelers – **Alex Highsmith** (30 yards) vs. Cleveland, 09/18/23
By Opponent – Mike Hilton (24 yards) at Cincinnati, 11/28/21

Fumble Returned for a TD

By Steelers – **T.J. Watt** (16 yards) vs. Cleveland, 09/18/23
By Opponent – Denzel Ward (0 yards) at Cleveland, 09/22/22

Blocked Punt

By Steelers – **Connor Heyward** at Indianapolis, 12/16/23
By Opponent – Javorius Allen at Baltimore, 11/06/16

Blocked Punt for a TD

By Steelers – Ulysees Gilbert III (8 yards) at Buffalo, 09/12/21
By Opponent – Chris Moore (14 yards) at Baltimore, 11/06/16

Blocked Field Goal

By Steelers – **Cam Heyward** at Buffalo, 10/09/22
By Opponent – Calais Campbell vs. Baltimore, 12/11/22

Blocked Field Goal for a TD

By Steelers – Bob O'Neill (73 yards) vs. Chicago Cardinals, 10/13/57
By Opponent – Chris Moore (14 yards) at Baltimore, 11/06/16

Blocked PAT

By Steelers – Patrick Peterson vs. Green Bay, 11/12/23
By Opponent – Tyrone Crawford at Dallas, 11/08/20



Minkah Fitzpatrick Intercepted Pass for a TD 09/11/22 at Cincinnati

Safety Scored

By Steelers – vs. Baltimore (**Miles Killebrew** blocked punt out of endzone), 10/08/23
By Opponent – at Baltimore Ravens (Devlin Hodges called for intentional grounding in the endzone), 12/29/19

Two 100-Yard Rushers in Same Game

By Steelers – at Carolina (Le'Veon Bell 147, LeGarrette Blount 118), 09/21/14
By Opponent – None

200 Yards Rushing

By Steelers – Le'Veon Bell (236 yards) at Buffalo, 12/11/16
By Opponent – Dalvin Cook (205 yards) at Minnesota, 12/09/21

300 Yards Passing

By Steelers – Kenny Pickett (327 yards) at Cincinnati, 10/09/22
By Opponent – Jimmy Garoppolo (324 yards) at Las Vegas, 09/24/23

400 Yards Passing

By Steelers – Ben Roethlisberger (402 yards) at Denver, 11/25/18
By Opponent – Josh Allen (424 yards) at Buffalo, 10/09/22

500 Yards Passing

By Steelers – Ben Roethlisberger (506 yards) vs. Baltimore, 12/10/17
By Opponent – None

200 Yards Receiving

By Steelers – Markuss Wheaton (201 yards) at Seattle, 11/29/15
By Opponent – A.J. Green (224 yards) at Cincinnati, 12/07/14

Four TD Passes

By Steelers – Ben Roethlisberger vs. Cincinnati, 11/15/20
By Opponent – Joe Burrow vs. Cincinnati, 11/20/22

Five TD Passes

By Steelers – Ben Roethlisberger vs. Carolina, 11/08/18
By Opponent – Russell Wilson at Seattle, 11/29/15

Six TD Passes

By Steelers – Ben Roethlisberger vs. Baltimore, 11/02/14
By Opponent – Patrick Mahomes vs. Kansas City, 09/16/18

Three TD Receptions

By Steelers – Chase Claypool vs. Philadelphia, 10/11/20
By Opponent – Samajie Perine vs. Cincinnati, 11/20/22

Four TD Receptions

By Steelers – Roy Jefferson vs. Atlanta, 11/3/68
By Opponent – Don Beebe at Buffalo, 09/08/91

Three TDs Rushing

By Steelers – Le'Veon Bell at Buffalo, 12/11/16
By Opponent – Arlen Harris vs. St. Louis, 10/26/03

Four Field Goals

By Steelers – Matthew Wright at Atlanta, 12/04/22
By Opponent – Justin Tucker vs. Baltimore, 09/30/18

Five Field Goals

By Steelers – **Chris Boswell** at Cincinnati, 10/22/17
By Opponent – Matt Prater at Detroit, 10/29/17

THE LAST TIME THE STEELERS/OPPONENT...

Six Field Goals

By Steelers – **Chris Boswell** at Atlanta, 09/08/24
By Opponent – Todd Peterson vs. Seattle, 09/26/99

Three Interceptions

By Steelers – Darren Perry at Cleveland, 09/11/94
By Opponent – Dick Anderson (4) at Miami, 12/03/73

Four Interceptions

By Steelers – Jack Butler vs. Washington, 12/13/53
By Opponent – Dick Anderson at Miami, 12/03/73

Three Sacks

By Steelers – **T.J. Watt** vs. San Francisco, 09/10/23
By Opponent – Drake Jackson vs. San Francisco, 09/10/23

Four Sacks

By Steelers – **T.J. Watt** vs. Cleveland, 01/03/22
By Opponent – Alfred Williams vs. Cincinnati, 10/16/94

Five Sacks

By Steelers – Joe Greene at Houston, 12/10/72
By Opponent – None

Gained 500 Yards of Total Offense

By Steelers – 527 (75 rush, 452 pass) at Denver, 11/25/18
By Opponent – 552 (120 rush, 432 pass) at Buffalo, 10/09/22

Limited Team to Under 100 Yards of Total Offense

By Steelers – 98 (81 rush, 17 pass), 10/29/06 at Oakland
By Opponent – 53 (36 rush, 17 pass), 09/10/89 vs. Cleveland

Three Interceptions (TEAM)

By Steelers – vs. Cincinnati, 12/23/23
By Opponent – at Indianapolis, 12/16/23

Four Interceptions (TEAM)

By Steelers – at Cincinnati, 09/11/22
By Opponent – vs. N.Y. Jets, 10/02/22

Five Interceptions (TEAM)

By Steelers: 12/05/93 vs. New England
By Opponent: 10/08/17 vs. Jacksonville

Five Takeaways (TEAM)

By Steelers – (5) at Cincinnati (4 INT, 1 FUM), 09/11/22
By Opponent – (5) vs. Buffalo (4 INT, 1 FUM), 12/15/19

Six Takeaways (TEAM)

By Steelers – (7) at Tennessee (3 INT, 4 FUM), 09/19/10
By Opponent – (6) at Cleveland (4 INT, 2 FUM), 09/09/18

Two 100-Yard Receivers in Same Game

By Steelers – at New Orleans (Brown 185, Smith-Schuster 115), 12/23/18
By Opponent – at Buffalo (Davis 171, Diggs 102), 10/09/22

100 Yards Rushing

By Steelers – at Atlanta (41-137), 09/08/24
By Opponent – at Baltimore (25-106), 01/06/24

200 Yards Rushing

By Steelers: at Seattle (46-202), 12/31/23
By Opponent: vs. Baltimore (42-215), 12/11/22

100-Yard Rusher and 100-Yard Receiver

By Steelers – at Seattle (**Najee Harris** 122, **George Pickens** 131), 12/31/2023
By Opponent – vs. San Francisco (McCaffrey 152, Aiyuk 129), 09/10/23

100-Yard Rusher and Two 100-Yard Receivers

By Steelers – at Cincinnati (Conner 111, Smith-Schuster 111, Brown 105), 10/07/18
By Opponent – at New England (Ridley 115, Gronkowski 143, Dobson 130), 11/03/13

100-Yard Rusher, 300-Yard Passer and 100-Yard Receiver

By Steelers – at Cleveland (Conner 135, Roethlisberger 335, Smith-Schuster 119), 09/09/18
By Opponent – vs. Dallas (Elliott 114, Prescott 319, Bryant 116), 01/13/16

100-Yard Rusher, 300-Yard Passer and Two 100-Yard Receivers

By Steelers – at Cincinnati (Conner 111, Smith-Schuster 111, Brown 105, Roethlisberger 369), 10/14/18
By Opponent – at New England (Ridley 115, Brady 432, Gronkowski 143, Dobson 130), 11/03/13

100-Yard Rusher and 300-Yard Passer

By Steelers – vs. Indianapolis (D. Williams 134, Roethlisberger 364), 12/06/15
By Opponent – at New England (Ridley 115, Brady 432), 11/03/13

100-Yard Receiver and 300-Yard Passer

By Steelers – vs. Cincinnati (**Najee Harris** 116, Roethlisberger 318), 09/26/21
By Opponent – at Houston (Collins 172, Stroud 324), 10/01/23

Two 100-Yard Receivers and 300-Yard Passer

By Steelers – at New Orleans (Brown 185, Smith-Schuster 115, Roethlisberger 462), 12/23/18
By Opponent – at Buffalo (Davis 171, Diggs 102, Allen 424), 10/09/22

100-Yard Rusher, 100-Yard Receiver, 200-Yard Receiver and 400-Yard Passer

By Steelers: vs. Atlanta (Zereoue 123, Burress 253, Ward 139, Maddox 473), 11/10/02
By Opponent – None

100-Yard Rusher, Two 100-Yard Receivers and 400-Yard Passer

By Steelers: vs. Atlanta (Zereoue 123, Burress 253, Ward 139, Maddox 473), 11/10/02
By Opponent: at New England (Ridley 115, Gronkowski 143, Dobson 130, Brady 432), 11/03/13

Three 100-Yard Receivers and 300-Yard Passer

By Steelers: vs. Chicago Cardinals (Orr 205, McClain 139, Tracy 106, Layne 409), 12/13/58
By Opponent – at St. Louis (D. Williams 114, Conrad 133, Smith 105, Hart 353), 11/10/68

Three Rushing Touchdowns

By Steelers – at Seattle (Harris 2, Warren 1), 12/31/23
By Opponent – at Cincinnati (Mixon 2, Burrow 1), 11/28/21

Four Rushing Touchdowns

By Steelers – Detroit (Bettis 3, Roethlisberger 1), 01/01/06
By Opponent – at San Diego (McGee 2, Anderson 1, Spencer 1), 12/8/85

THE LAST TIME THE STEELERS/OPPONENT...

Five Rushing Touchdowns

By Steelers – at Kansas City (Bettis 2, Stewart 2, Pegram 1), 11/03/96
 By Opponent – at Cleveland (Hanulak 3, Morrison 1, Reynolds 1), 12/12/54

Three Touchdown Passes

By Steelers – at L.A. Chargers (Roethlisberger 3), 11/21/21
 By Opponent – at Indianapolis (Minshew 3), 12/16/23

Four Touchdown Passes

By Steelers – vs. Cincinnati (Roethlisberger 4), 11/15/20
 By Opponent – vs. Cincinnati (Burrow 4), 11/20/22

Five Touchdown Passes

By Steelers – vs. Carolina (Roethlisberger 5), 11/08/18
 By Opponent – at Seattle (Wilson 5), 11/29/15

Six Touchdown Passes

By Steelers – vs. Baltimore (Roethlisberger 6), 11/02/14
 By Opponent – vs. Kansas City (Mahomes 6), 09/16/18

Six Sacks

By Steelers – vs. Cleveland (6-25), 09/18/23
 By Opponent – vs. New Orleans (6-37), 11/13/22

Seven Sacks

By Steelers – at Cincinnati (7-39), 09/11/22
 By Opponent – at Cleveland (8-60), 12/20/09

Eight or more Sacks

By Steelers – vs. Cleveland (9-46), 01/03/22
 By Opponent – at Cleveland (8-60), 12/20/09

Two Opponent Fumble Recoveries

By Steelers – at Baltimore (Golden 1, **Ogunjobi** 1), 01/06/24
 By Opponent – at Baltimore (Maulet 1, Washington 1), 01/06/24

Three Opponent Fumble Recoveries

By Steelers – vs. Cleveland (**Kazee** 1, **Ogunjobi** 1, **Watt** 1), 09/18/23
 By Opponent – at Cleveland (Schobert 2, Peppers 1), 09/09/18

Shutout on Road

By Steelers – at Cleveland (41-0), 12/24/05
 By Opponent – at Baltimore (0-27), 11/26/06

Shutout at Home

By Steelers – vs. St. Louis (27-0), 12/24/11
 By Opponent – vs. Baltimore (0-16), 09/03/00

Overtime Win away from Pittsburgh

By Steelers – at Cincinnati (23-20), 09/11/22
 By Opponent – at Dallas (27-24), 12/16/12

Overtime Win in Pittsburgh

By Steelers – vs. Seattle (23-20), 10/17/21
 By Opponent – vs. Baltimore (23-20), 10/01/15

40 Points

By Steelers – vs. Atlanta (41-17), 10/17/18
 By Opponent – at Cincinnati (41-10), 11/28/21

50 Points

By Steelers – vs. Carolina (52-21), 11/08/18
 By Opponent – at New England (55-31), 11/03/13

Two-Point Conversion

By Steelers – vs. Cleveland (Pickett - Johnson pass), 01/08/23
 By Opponent – vs. Jaguars (Etienne run), 10/29/23

Missed Point-After-Touchdown Attempt

By Steelers – at Indianapolis (**Chris Boswell** missed kick), 12/16/23
 By Opponent – at L.A. Rams (Brett Maher missed kick), 10/22/23