



Steelers vs. Patriots

Thursday, Dec. 7
8:15 p.m. ET
Pittsburgh, PA
Acrisure Stadium

WEEK 14  **VS** **NE**

PITTSBURGH STEELERS COMMUNICATIONS

Burt Lauten - Senior Director of Communications
 Michael Bertsch - Communications Manager
 Angela Tegnella - Communications Coordinator
 MacKaiya Cherry - Communications Assistant/Social Media
 KeShawne Perkins - Communications Intern



UPMC ROONEY SPORTS COMPLEX

PITTSBURGH STEELERS
 3400 South Water Street • Pittsburgh, PA 15203
 412-432-7820

PITTSBURGH STEELERS GAME RELEASE WEEK 13

ARIZONA CARDINALS

GAME INFORMATION

	Sunday, Dec. 3 1 p.m. ET	Acrisure Stadium Pittsburgh, PA Capacity 68,400 // Natural Grass
	CBS Locally KDKA-TV	Kevin Harlan (play-by-play) Trent Green (analysis) Melanie Collins (field reporter)
	Steelers Radio Network (48 affiliates) 102.5 WDVE-FM (Pittsburgh) 970 WBGG-AM (Pittsburgh)	Bill Hillgrove (play-by-play) Craig Wolfley (analysis) Max Starks (field reporter) Missi Matthews (field reporter)

THE SERIES

All-Time	Steelers lead, 36-23-3	Last: Steelers Win, 23-17 (Dec. 8, 2019)
Home	Steelers lead, 22-8-1	Last: Steelers Win, 25-13 (Oct. 18, 2015)
Away	Cardinals lead, 15-13-2	Last: Steelers Win, 23-17 (Dec. 8, 2019)
Playoffs	Steelers lead, 1-0	Last: Steelers Win, 27-23 (Feb. 1, 2009)

THE COACHES

	Head Coach	At Franchise	Overall	vs. Opp
Steelers	Mike Tomlin	170-97-2 (17)	170-96-2 (17)	4-1
Cardinals	Jonathan Gannon	2-9 (1)	2-9 (1)	0-0

COMMUNICATIONS STAFF

Senior Director of Communications	Burt Lauten	lautenb@steelers.nfl.com 412-432-7821
Communications Manager	Michael Bertsch	bertschm@steelers.nfl.com 412-432-7822
Communications Coordinator	Angela Tegnella	tegnellaa@steelers.nfl.com 412-432-7820
Communications Assistant/Social Media	MacKaiya Cherry	cheryrm@steelers.nfl.com 412-432-7893
Communications Intern	KeShawne Perkins	perkinsk@steelers.nfl.com 412-432-7800 x6019

2023 REGULAR SEASON SCHEDULE (7-4)

Day	Date	Opponent	TV	Time/Result
Sun.	Sept. 10	San Francisco	FOX	L, 7-30
Mon.	Sept. 18	Cleveland	FOX	W, 26-22
Sun.	Sept. 24	at Las Vegas	NBC	W, 23-18
Sun.	Oct. 1	at Houston	CBS	L, 6-30
Sun.	Oct. 8	Baltimore	CBS	W, 17-10
BYE WEEK				
Sun.	Oct. 22	at L.A. Rams	FOX	W, 24-17
Sun.	Oct. 29	Jacksonville	CBS	L, 10-20
Thur.	Nov. 2	Tennessee	CBS	W, 20-16
Sun.	Nov. 12	Green Bay	CBS	W, 23-19
Sun.	Nov. 19	at Cleveland	CBS	L, 10-13
Sun.	Nov. 26	at Cincinnati	CBS	W, 16-10
Sun.	Dec. 3	Arizona	CBS	1 p.m.
Thur.	Dec. 7	New England	CBS	8:15 p.m.
TBD	TBD	at Indianapolis		TBD
Sat.	Dec. 23	Cincinnati	NBC	4:30 p.m.
Sun.	Dec. 31	at Seattle	FOX	4:05 p.m.
TBD	TBD	at Baltimore		TBD

***Times and TV network may change due to flexible scheduling*

NOTE: All times are Eastern Home games in BOLD

2023 POSTSEASON SCHEDULE

Day	Date	Game
Sat.-Mon.	Jan. 13-15	Wildcard Playoff Games
Sat.-Sun.	Jan. 20-21	Divisional Playoff Games
Sun.	Jan. 28	Conference Championships
Sun.	Feb. 11	Super Bowl LVIII (Allegiant Stadium; Las Vegas, NV)

@STEELERSPRDEPT

The Steelers Communications Department X account is the primary platform for how the team disseminates news and information, including press releases, media advisories, practice/media availability times, in-game updates and more.

WHAT'S INSIDE

3	Covering The Steelers	58-61	Roster Information	264-266	Drive Charts	287-288	Turnover Chart
4-7	Series History	62	How the Steelers Were Built	267	Opening Drives	289	Ind. GBG (Passing)
8	Countdown to Kickoff	63	Depth Chart	268-269	Drive Production/Opp. (GBG)	290	Ind. GBG (Rushing)
9-10	Steelers vs. QB Drafted #1	64-65	Transactions	270-271	Scoring Drives/Opp.	291	Ind. GBG (Receiving)
11-21	Team Notes	66-250	Player Pages	272-273	Longest Drives/Opp.	292-293	Ind. GBG (Defense)
21-27	Team Defense Notes	251-252	Results/Individual Statistics	274-275	Red-Zone Efficiency	294	Ind. GBG (Fumble Returns)
27-38	Individual Defense Notes	253	Special Teams Tackles	276	Yards Gained by Down	295	Ind. GBG (Int. Returns)
38-39	Team Offense Notes	254	Game-by-Game Starters	277	Third Down Efficiency/Opp.	296	Ind. GBG (Special Teams)
39-47	Individual Offense Notes	255	Participation	278	Fourth Down Efficiency/Opp.	297	Ind. GBG (Punting)
47-50	Special Teams Notes	256-257	Individual Game Highs	279-281	Defensive Summaries	298	Ind. GBG (Field Goals)
50-54	Mike Tomlin Notes	258	Big Yardage Games	282	Defensive Stats (GBG)	299	Ind. GBG (Kickoff Returns)
55	Mike Tomlin's Record When	259-260	Big Run/Pass Plays	283	Team Rankings	300	Ind. GBG (Punt Returns)
56	NFL Standings	261-262	Big Plays/Opp. (GBG)	284	NFL Rankings	301-311	Game Summaries
57	Steelers Record When...	263	Big Returns/Opp. Big Returns	285-286	Offense/Defense (GBG)	312-314	The Last Time

WEEKLY MEDIA SCHEDULE

- The Steelers will make head coach **Mike Tomlin** available for a press conference at **Noon on Monday, Dec. 4**. Tomlin will be available in the media work room at the **UPMC Rooney Sports Complex**.

Monday, Dec. 4

- Mike Tomlin** press conference: Noon
- Open locker room: 45 minutes following Tomlin press conference

Tuesday, Dec. 5

- Pre-practice open locker room: 10:45 – 11 a.m.
- Eddie Faulkner**, **Teryl Austin** available after walk thru on the field: approx. 11:45 a.m. ET
- Practice: 12:15 - 2:15 p.m.
- Mike Tomlin** available upon request after practice on the field
- Post-practice open locker room: 2:15 – 2:45 p.m.

Wednesday, Dec. 6

- No media availability: day before game

Thursday, Dec. 7

- Pittsburgh Steelers vs. New England Patriots: 8:15 p.m. (Amazon Prime; NBC, locally WPXI-TV)

Friday, Dec. 8

- TBD

Saturday, Dec. 9

- No media availability

Sunday, Dec. 10

- No media availability

**Schedule subject to change
All times ET*

PITTSBURGH STEELERS ON OMG

- The Steelers media website is www.NFLOMG.com. Please follow the link and click on the Steelers logo to access the team's page.
- For general access to the NFL OMG site, use the following user name (steelersmedia) and password (steelersmedia).
- For customized access to the NFL OMG site, please **KeShawne Perkins** at PerkinsK@steelers.nfl.com. An account will be setup that utilizes your email address as your username and "SteelersMedia" as your password.
- The Steelers interactive site will contain the complete 2023 Media Guide, all weekly game releases, player bios and rosters, Steelers staff information and bios, weekly flip cards, a game tracker, all Steelers team and individual records and statistics, Steelers historical information, daily press releases and transcripts and much more.
- The game releases and media guide are updated weekly during the season and available in a PDF format. Team notes, player bios, team and individual records, miscellaneous stats and game summaries are updated following each game and posted on the site.
- On gamedays, the site will host live statistics, updated player notes, postgame quotes and more. It is an easy-to-use, one-stop shop for all media needs and information regarding the Steelers.
- The Steelers Communications department will accept credential requests through <https://www.nflomg.com/members/main/credentialing> for all home games. The credential site will be available 24 hours a day, seven days a week. The site serves as the team's only media credentialing system. A credential must be requested by an editor through the website in order to cover Steelers' home games. Emailed requests will not be accepted.

NFLCOMMUNICATIONS.COM

- Journalists worldwide have access to the dedicated media website featuring news from the NFL and its teams. Daily releases, statistics, domestic and international NFL updates and other information about the NFL are available.

STEELERS RADIO COVERAGE

For the 25th consecutive year, WDVE-FM (102.5) and WBGW-AM (970) are carrying all Steelers games.

Additionally, Steelers games can be heard on a 48-station network spanning Pennsylvania, West Virginia, Ohio, Maryland, New York and South Carolina. All Steelers games will be broadcast in both English and Spanish on Steelers.com.

For the 30th straight season, Bill Hillgrove serves as the "Voice of the Steelers" and handles play-by-play duties for the broadcast. Joining Hillgrove for his 22nd season is former Steelers offensive lineman Craig Wolfley, who provides analysis. In her fifth year, Missi Matthews will be on the sideline throughout the regular season. Former Steelers offensive lineman Max Starks will provide sideline analysis.

Fans in Mexico can listen to broadcasts on Grupo Imagen and games are heard on www.steelers.com/espanol. Stations on the Steelers Radio Network include:

FLAGSHIP STATIONS

WDVE-FM (102.5), WBGW-AM (970)

AFFILIATES**PENNSYLVANIA**

Altoona-WVAM (1430)
Altoona-WRKY (104.9)
Beaver Falls-WBVP (1230)
Beaver Falls-WMBA (1460)
Bedford-WBVE (107.5)
Butler-WISR (680)
Chambersburg-WCHA (800)
Clarendon-WKNB (104.3)
Clarion-WCCR (92.7)
Cooperstown-WUJZ (107.7)
DuBois-WIFT (102.1)
DuBois-WKFT (101.3)
Erie-WRKT (104.9)
Johnstown-WNTJ (1490)
Johnstown-WRKY (99.1)
Latrobe-WCNS (1480)
Milton-WVLY (100.9)
Saegertown-WUZZ (94.3)
Somerset-WNTI (990)
Starview-WONN (92.7)
State College-WQWK (1450)
Uniontown-WMBS (590)
Washington-WJPA (1450)
Williamsport-WCXR (99.3)
Williamsport-WZXR (103.7)

MARYLAND

Cumberland-WRQE (106.1)
Hagerstown-WHAG (1410)

OHIO

Fremont-WOHF (92.1)
Marietta-WJAW (630)
Youngstown-WNIO (1390)

VIRGINIA

Vienna-WDMX (100.1)

WEST VIRGINIA

Fairmont-WRLF (94.3)
Fairmont-WMMN (920)
New Martinsville-WXCR (92.3)

OFFICIAL STEELERS WEBSITE

- Media and fans can read about the latest Steelers news on the official Steelers website. The site, www.steelers.com, features breaking news statistics, player biographies and much more.

STEELERS NATION HD RADIO

- Steelers Nation Radio is a 24-hour/day HD radio station dedicated specifically to the Pittsburgh Steelers. It can be heard on www.steelers.com, the official Steelers app or the iHeart app on your smartphone, and at 102.5 WDVE HD2.
- A daily schedule of what is on Steelers Nation HD Radio is available at www.facebook.com/steelersnationradio.

STEELERS-PATRIOTS SERIES HISTORY

- Thursday's game will mark the 35th overall and 30th regular-season meeting between the Steelers and Patriots.
- New England owns a two-game advantage in the overall series (18-16), but Pittsburgh owns a one-game lead in the regular-season series (15-14).
- Thursday's game will mark the 24th overall and 21st regular-season meeting between the Steelers and Patriots in Pittsburgh.
- Pittsburgh owns a one-game advantage in the overall series (12-11) and a two-game lead in the regular-season series (11-9).
- Thursday's game will mark the 12th regular-season meeting between the Steelers and Patriots in the month of December.
- Pittsburgh owns a five-game lead in the regular-season series (8-3) in the month of December.
- Thursday's game will mark the ninth regular-season meeting between the Steelers and Patriots in Pittsburgh in the month of December.
- Pittsburgh owns a four-game lead in the regular-season series (6-2) in Pittsburgh in the month of December.
- Thursday's game marks the second time that Pittsburgh plays the Patriots on Thursday Night Football.
- New England played host to the Steelers in Week 1 of 2015 on Thursday night. The Patriots won, 28-21.

INSIDE THE SERIES

CATEGORY	RECORD
Series History	Started in 1972
Overall	Patriots lead, 18-16
In Pittsburgh	Steelers lead, 12-11
at New England	Patriots lead, 7-4
Neutral	--
Overall Regular Season	Steelers lead, 15-14
In Pittsburgh	Steelers lead, 11-9
At New England	Patriots lead, 5-4
Neutral	--
Streak	New England won last two meetings
Last Regular-Season Game	L, 14-17 (Sept. 18, 2022 in New England)
Postseason Series	Patriots lead, 4-1
In Pittsburgh	Patriots lead, 2-1
At New England	Patriots lead, 2-0
Last Postseason Game	L, 17-36 (Jan. 22, 2017; AFC Championship)

2023 STATS COMPARISON

	STEELERS	PATRIOTS
Total Games	12	13
Total Drives	135	141
Total Drives per Game	11.3	10.8
First downs	199	236
Rushing 1st downs	76	84
Passing 1st downs	108	125
1st downs from penalties	15	27
3rd down eff. (Made-Att-Pct)	59-164-36%	64-170-38%
4th down eff. (Made-Att-Pct)	4-10-40%	8-25-32%
Total Net Yards	3,539	3,852
Avg. Yards per Game	294.9	296.3
Total Plays	718	795
Yards per play	4.9	4.8
Net Yards Rushing	1384	1611
Rush Attempts	320	343
Yards per rush	4.33	4.70
Net Yards Passing	2155	2241
Sacks-Yards lost	25-188	35-254
Gross Yards	2343	2495
Comp-Att-Pct	230-373-62%	258-417-62%
Yards per pass	5.78	5.37
Interceptions thrown	6	9
Punts (Num-Yds)	67-2997	53-2595
Punts blocked	0	0
Net Punting Avg Yds	40.7	43.8
Gross Punting Avg Yds	44.7	49.0
Total Return Yds (no Kickoffs)	278	329
Punt Returns (Num-Yds)	21-149	24-231
Kickoff Returns (Num-Yds)	18-402	11-204
Int. Returns (Num-Yds)	12-129	9-98
Penalties-Yards	69-597	85-771
Turnovers	10	15
Fumbles lost	4	6
Interceptions thrown	6	9
Total Net Yards	3,539	3,852
Touchdowns	18	25
Rushing	8	13
Passing	8	11
Interceptions	1	0
Kickoff Returns	0	0
Fumble Returns	1	1
Punt Returns	0	0
Defensive/Special Teams TDs	2	1
Extra Points (Made-Att)	16-18	17-25
Kicking (Made-Att)	16-16	14-15
2Pt Conversions (Made-Att)	0-2	3-10
Safeties	1	0
Kickoffs (Num-EZ-TB)	52-38-35	56-51-47
Field Goals (Made-Att)	22-24	20-23
FGs Blocked - PATs Blocked	0-0	0-0
Goal to Go (Made-Att-Pct)	8-13-62%	15-16-94%
Red Zone (Made-Att-Pct)	11-26-42%	19-30-63%

ALL-TIME SERIES RESULTS

Patriots lead, 18-16 (H: 12-11, A: 4-7)

Date	Site	Wk	Result
09/18/2022	H	2	L, 14-17
09/08/2019	A	1	L, 3-33
12/16/2018	H	15	W, 17-10
12/17/2017	H	15	L, 24-27
01/22/2017	A	20	L, 17-36
10/23/2016	H	7	L, 16-27
09/10/2015	A	1	L, 21-28
11/03/2013	A	9	L, 31-55
10/30/2011	H	8	W, 25-17
11/14/2010	H	10	L, 26-39
11/30/2008	A	13	W, 33-10
12/09/2007	A	14	L, 13-34
09/25/2005	H	3	L, 20-23
01/23/2005	H	20	L, 27-41
10/31/2004	H	8	W, 34-20
09/09/2002	A	1	L, 14-30
01/27/2002	H	20	L, 17-24
12/06/1998	H	14	L, 9-23
01/03/1998	H	19	W, 7-6
12/13/1997	A	16	W, 24-21 (OT)
01/05/1997	A	19	L, 3-28
12/16/1995	H	16	W, 41-27
12/05/1993	H	14	W, 17-14
09/15/1991	H	3	W, 20-6
12/09/1990	H	14	W, 24-3
12/17/1989	H	15	W, 28-10
10/19/1986	H	7	L, 0-34
09/25/1983	H	4	L, 23-28
12/26/1982	H	16	W, 37-14
09/27/1981	H	4	W, 27-21 (OT)
09/03/1979	A	1	W, 16-13 (OT)
09/26/1976	H	3	L, 27-30
12/08/1974	A	13	W, 21-17
10/22/1972	H	6	W, 33-3

indicates playoff game

STEELERS VS. PATRIOTS SUPERLATIVES

Passing Yards					
	Name	Date	Site	Wk	Result
400	Ben Roethlisberger	11/03/2013	A	9	L, 55-31
387	Ben Roethlisberger	11/14/2010	H	10	L, 39-26
365	Ben Roethlisberger	10/30/2011	H	8	W, 25-17
Pass Completions					
36	Ben Roethlisberger	10/30/2011	H	8	W, 25-17
30	Ben Roethlisberger	11/14/2010	H	10	L, 39-26
29	Landry Jones	10/23/2016	H	7	L, 27-16
Pass Attempts					
50	Ben Roethlisberger	10/30/2011	H	8	W, 25-17
49	Ben Roethlisberger	11/14/2010	H	10	L, 39-26
48	Kordell Stewart	12/13/1997	A	16	W, 24-21
	Ben Roethlisberger	11/03/2013	A	9	L, 55-31
Passing Touchdowns					
4	Ben Roethlisberger	11/03/2013	A	9	L, 55-31
3	Ben Roethlisberger	11/14/2010	H	10	L, 39-26
2	11 times				
	Last: Ben Roethlisberger	12/16/2018	H	15	W, 17-10
Long Pass					
85	Ben Roethlisberger	09/25/2005	H	3	L, 23-20
69	Ben Roethlisberger	12/08/1974	A	13	W, 21-17
51	Landry Jones	12/17/2017	H	15	L, 27-24
Completion Percentage (min. 14 pass att.)					
75.9	Bubby Brister	09/15/1991	H	3	W, 20-6
75.0	Ben Roethlisberger	10/31/2004	H	8	W, 34-20
73.3	Ben Roethlisberger	12/17/2017	H	15	L, 24-27
Passer Rating (min. 14 pass att.)					
126.4	Ben Roethlisberger	10/31/2004	H	8	W, 34-20
122.8	Terry Bradshaw	12/26/1982	H	16	W, 37-14
114.4	Bubby Brister	09/15/1991	H	3	W, 20-6
Rushing Yards					
142	Jaylen Samuels	12/16/2018	H	15	W, 17-10
136	Franco Harris	12/08/1974	A	13	W, 21-17
127	DeAngelo Williams	09/10/2015	A	1	L, 28-21
Rushing Attempts					
29	Franco Harris	12/08/1974	A	13	W, 21-17
28	Jerome Bettis	12/13/1997	A	16	W, 24-21
26	Franco Harris	09/09/1979	A	1	W, 16-13
Rushing Touchdowns					
2	Franco Harris	09/26/1976	H	3	L, 30-27
	Franco Harris	09/27/1981	H	4	W, 27-21
	Merril Hoge	12/17/1989	H	15	W, 28-10
	Merril Hoge	12/09/1990	H	14	W, 24-3
Long Rush					
34	Rashard Mendenhall	11/14/2010	H	10	L, 39-26
31	Willie Park	11/30/2008	A	13	W, 33-10
30	Willie Park	12/09/2017	A	14	L, 34-13
	Jonathan Dwyer	11/03/2013	A	9	L, 55-31
Receptions					
10	Le'Veon Bell	10/23/2016	H	7	L, 27-16
9	Antonio Brown	10/30/2011	H	8	W, 25-17
	Antonio Brown	09/10/2015	A	1	L, 28-21
Receiving Yards					
136	Mike Wallace	11/14/2010	H	10	L, 39-26
133	Antonio Brown	09/10/2015	A	1	L, 28-21
114	Julu Smith-Schuster	12/17/2017	H	15	L, 27-24

STEELERS VS. PATRIOTS SUPERLATIVES

Receiving Touchdowns						
3	Jerricho Cotchery	11/03/2013	A	9	L, 55-31	
2	Merril Hoge	12/05/1993	H	14	W, 17-14	
	Plaxico Burress	10/31/2004	H	8	W, 34-20	
	Hines Ward	09/25/2005	H	3	L, 23-20	
	Mike Wallace	11/14/2010	H	10	L, 39-26	
Long Reception						
85	Hines Ward	09/25/2005	H	3	L, 23-20	
69	Julu Smith-Schuster	12/08/1974	A	13	W, 21-17	
51	Antonio Brown	12/17/2017	H	15	L, 27-24	
Scrimmage Yards						
189	Franco Harris	09/25/1983	H	4	L, 28-23	
175	Merril Hoge	12/09/1990	H	14	W, 24-3	
172	Jaylen Samuels	12/16/2018	H	15	W, 17-10	
All-Purpose Yards						
241	Ernie Mills	12/16/1995	H	16	W, 41-27	
219	Emmanuel Sanders	11/14/2010	H	10	L, 26-39	
205	Jack Deloplaine	09/26/1976	H	3	L, 27-30	
Tackles						
15	Ike Taylor	09/25/2005	H	3	L, 23-20	
	James Farrior	09/25/2005	H	3	L, 23-20	
13	Myles Jack	09/18/2022	H	2	L, 14-17	
Sacks						
3.0	Joey Porter	10/31/2014	H	8	W, 34-20	
2.0	Robin Cole	09/25/1983	H	4	L, 28-23	
	Gerald Williams	12/09/1990	H	14	W, 24-3	
	James Harrison	11/30/2008	A	13	W, 33-10	
	LaMarr Woodley	10/30/2011	H	8	W, 25-17	
	Jason Worilds	11/03/2013	A	9	L, 55-31	
Interceptions						
2	Gary Jones	12/05/1993	H	14	W, 17-14	
Most Points Scored						
41	12/16/1995		H	16	W, 41-27	
37	12/26/1982		H	8	W, 37-14	
34	10/31/2004		H	8	W, 34-20	
Fewest Points Scored						
0	10/19/1986		H	7	L, 34-0	
3	01/05/1997		A	DIV	L, 28-3	
	09/08/2019		A	1	L, 33-3	
Most Points Allowed						
55	11/03/2013		A	9	L, 55-31	
41	01/23/2005		H	LC	L, 41-27	
39	11/14/2010		H	10	L, 39-26	
Fewest Points Allowed						
3	10/22/1972		H	6	W, 33-3	
	12/09/1990		H	14	W, 24-3	
6	09/15/1991		H	3	W, 20-6	
	01/03/1998		H	DIV	W, 7-6	
Margin of Victory						
30	10/22/1972		H	6	W, 33-3	
23	12/26/1982		H	8	W, 37-14	
	11/30/2008		A	13	W, 33-10	
Margin of Defeat						
34	10/19/1986		H	7	L, 34-0	
30	09/08/2019		A	1	L, 33-3	
25	01/05/1997		A	DIV	L, 28-3	



17

2022 WEEK 2
 New England Patriots 17, Pittsburgh Steelers 14
 67,307 🏟️ Acrisure Stadium 🏟️ Sep 18, 2022



14

New England Patriots	3	7	7	0	—	17
Pittsburgh Steelers	0	3	3	8	—	14

SCORING DRIVES

TEAM	QTR	TIME	SCORING PLAY	NE	PIT
Patriots	1	06:42	N.Folk 28 yd. Field Goal (13-71, 6:45)	3	0
Steelers	2	08:35	C.Boswell 36 yd. Field Goal (16-48, 7:07)	3	3
Patriots	2	00:22	N.Agholor 44 yd. pass from M.Jones (N.Folk kick) (8-74, 2:46)	10	3
Steelers	3	05:44	C.Boswell 52 yd. Field Goal (7-25, 3:33)	10	6
Patriots	3	02:47	D.Harris 2 yd. run (N.Folk kick) (3-10, 1:11)	17	6
Steelers	4	14:58	P.Freiermuth 8 yd. pass from M.Trubisky (M.Trubisky-D.Johnson pass) (9-75, 2:49)	17	14

NEW ENGLAND PATRIOTS

PASSING	ATT	CP	YDS	SK/YD	TD	LG	INT	RTG
Mac Jones	35	21	252	0/0	1	44t	1	79.7
TOTAL	35	21	252	0/0	1	44T	1	79.7

RUSHING	ATT	YDS	AVG	LG	TD
Damien Harris	15	71	4.7	16	1
Rhamondre Stevenson	9	47	5.2	8	0
Mac Jones	7	6	0.9	5	0
TOTAL	31	124	4.0	16	1

RECEIVING	NO	YDS	AVG	LG	TD
Jakobi Meyers	9	95	10.6	24	0
Nelson Agholor	6	110	18.3	44t	1
Kendrick Bourne	2	16	8.0	10	0
Damien Harris	2	16	8.0	11	0
Lil'Jordan Humphrey	1	11	11.0	11	0
Rhamondre Stevenson	1	4	4.0	4	0
TOTAL	21	252	12.0	44T	1

TOP DEFENSE	TOT	SOLO	AST	SCK	YDS	INT
Myles Bryant	9	5	4	0.0	0.0	0
Jalen Mills	6	4	2	0.0	0.0	1
Ja'Whaun Bentley	5	1	4	0.0	0.0	0

FIELD GOALS	FGM/FGA	PERCENT	RESULTS
Nick Folk	1-2	50.0	(28, 52)
TOTAL	1-2	50.0	

PITTSBURGH STEELERS

PASSING	ATT	CP	YDS	SK/YD	TD	LG	INT	RTG
Mitch Trubisky	33	21	168	3/16	1	23	1	73.8
TOTAL	33	21	168	3/16	1	23	1	73.8

RUSHING	ATT	YDS	AVG	LG	TD
Najee Harris	15	49	3.3	8	0
Gunner Olszewski	1	18	18.0	18	0
Jaylen Warren	4	15	3.8	6	0
Mitch Trubisky	1	7	7.0	7	0
Derek Watt	1	2	2.0	2	0
TOTAL	22	91	4.1	18	0

RECEIVING	NO	YDS	AVG	LG	TD
Diontae Johnson	6	57	9.5	17	0
Najee Harris	5	40	8.0	14	0
Chase Claypool	4	26	6.5	11	0
Pat Freiermuth	4	22	5.5	8t	1
George Pickens	1	23	23.0	23	0
Jaylen Warren	1	0	0.0	0	0
TOTAL	21	168	8.0	23	1

TOP DEFENSE	TOT	SOLO	AST	SCK	YDS	INT
Myles Jack	13	6	7	0.0	0.0	0
Robert Spillane	6	3	3	0.0	0.0	0
Minkah Fitzpatrick	6	2	4	0.0	0.0	1

FIELD GOALS	FGM/FGA	PERCENT	RESULTS
Chris Boswell	2-2	100.0	(36, 52)
TOTAL	2-2	100.0	

Team Statistics

First Downs	18	16
3rd-Down Eff. (Made/Att/Pct)	9/17/53%	8/15/53%
4th-Down Eff. (Made/Att/Pct)	0/0/0%	0/0/0%
Total Net Yards	376	243
Total Plays	66	58
Yards Per Play	5.7	4.2
Rushes/Net Yards	31/124	22/91
Net Passing	252	152
Pass Attempts/Completions	35/21	33/21
Had Intercepted	1	1
Sacked/Yards Lost	0/0	3/16
Punts/Average	4/41.5	4/51.5
Penalties/Yards	7/55	3/20
Fumbles/Lost	0/0	1/1
Possession Time	33:36	26:24

Patriots Steelers

THURSDAY NIGHT RESULTS (12-13)

Home: 9-2, Road: 3-11

Date	Opponent	Site	Week	Game	Result
11/02/2023	Tennessee Titans	H	9	8	W, 20-16
09/22/2022	Cleveland Browns	A	3	3	L, 17-29
12/09/2021	Minnesota Vikings	A	14	13	L, 28-36
11/14/2019	Cleveland Browns	A	11	10	L, 7-21
11/08/2018	Carolina Panthers	H	10	9	W, 52-21
11/16/2017	Tennessee Titans	H	11	10	W, 40-17
11/24/2016	Indianapolis Colts	A	12	11	W, 28-7
10/01/2015	Baltimore Ravens	H	4	4	L, 20-23 (OT)
09/10/2015	New England Patriots	A	1	1	L, 21-28
09/11/2014	Baltimore Ravens	A	2	2	L, 6-26
11/28/2013	Baltimore Ravens	A	13	12	L, 20-22
10/11/2012	Tennessee Titans	A	6	5	L, 23-26
12/08/2011	Cleveland Browns	H	14	13	W, 14-3
12/23/2010	Carolina Panthers	H	16	15	W, 27-3
12/10/2009	Cleveland Browns	A	14	13	L, 6-13
09/10/2009	Tennessee Titans	H	1	1	W, 13-10 (OT)
11/20/2008	Cincinnati Bengals	H	12	11	W, 27-10
12/20/2007	St. Louis Rams	A	16	15	W, 41-24
12/07/2006	Cleveland Browns	H	14	13	W, 27-7
09/07/2006	Miami Dolphins	H	1	1	W, 28-17
12/02/1999	Jacksonville Jaguars	A	13	12	L, 6-20
10/19/1995	Cincinnati Bengals	H	8	7	L, 9-27
09/06/1984	New York Jets	A	2	2	W, 23-17
09/10/1981	Miami Dolphins	A	2	2	L, 10-30
12/04/1980	Houston Oilers	A	14	14	L, 0-6

STEELERS ON THURSDAY NIGHT

- Since Thursday Night Football debuted in 1980, the Steelers have played in 25 contests and hold an 12-13 (.480) mark under the lights on Thursday.
- Pittsburgh is 9-2 (.818) at home and 3-11 (.214) on the road since Thursday Night Football debuted in 1980.
- Pittsburgh's 25 appearances on Thursday Night Football is the most in the NFL since TNF debuted in 1980.

MOST THURSDAY NIGHT GAMES – SINCE 1980

RANK	TEAM	GAMES
1.	Pittsburgh Steelers	25
2.	Kansas City Chiefs	21
3.	Green Bay Packers	20
	Indianapolis Colts	20
	Minnesota Vikings	20
	San Francisco 49ers	20
	Tennessee Titans	20

- Pittsburgh's 11 home appearances on Thursday Night Football is tied for the fifth-most in the NFL since TNF debuted in 1980.

MOST THURSDAY NIGHT HOME GAMES – SINCE 1980

RANK	TEAM	GAMES
1.	Minnesota Vikings	13
	Kansas City Chiefs	13
3.	Tennessee Titans	12
	New England Patriots	12
5.	Pittsburgh Steelers	11
	Green Bay Packers	11
	L.A. Rams	11

- Pittsburgh's nine home victories on Thursday Night Football is tied for the most in the NFL since TNF debuted in 1980.

MOST THURSDAY NIGHT HOME VICTORIES – SINCE 1980

RANK	TEAM	WINS
1.	Pittsburgh Steelers	9
	New England Patriots	9
3.	Kansas City Chiefs	8
	Minnesota Vikings	8
	Cleveland Browns	8
	Baltimore Ravens	8

- Pittsburgh's .818 home winning percentage on Thursday Night Football is the highest in the NFL since TNF debuted in 1980 (min. 10 games).

BEST THURSDAY NIGHT HOME WINNING PCT. – SINCE 1980 (MIN. 10)

RANK	TEAM	W	L	T	WIN PCT.
1.	Pittsburgh Steelers	9	2	0	.818
2.	Cleveland Browns	8	2	0	.800
3.	New England Patriots	9	3	0	.750
4.	Philadelphia Eagles	7	3	0	.700
5.	Minnesota Vikings	8	5	0	.615
	Kansas City Chiefs	8	5	0	.615

- **Mike Tomlin** has guided the Steelers to an 9-9 (.500) record on Thursday Night Football, including 7-1 (.875) at home and 2-8 (.200) on the road.
- Pittsburgh's 18 appearances on Thursday Night Football are tied for the most since 2007, when **Mike Tomlin** took the reigns as head coach of the Steelers.

MOST THURSDAY NIGHT GAMES – SINCE 2007

RANK	TEAM	GAMES
1.	Pittsburgh Steelers	18
	Denver Broncos	18
3.	Indianapolis Colts	17
	New Orleans Saints	17
5.	Green Bay Packers	16
	Chicago Bears	16
	San Francisco 49ers	16

- Pittsburgh's nine victories on Thursday Night Football are tied for the seventh-most since 2007, when **Mike Tomlin** took the reigns as head coach of the Steelers.

MOST THURSDAY NIGHT VICTORIES – SINCE 2007

RANK	TEAM	WINS
1.	Indianapolis Colts	13
2.	Denver Broncos	11
3.	New England Patriots	10
	Philadelphia Eagles	10
	Seattle Seahawks	10
	Baltimore Ravens	10
7.	Pittsburgh Steelers	9
	Green Bay Packers	9
9.	Five teams tied with	8

- Pittsburgh's seven home victories on Thursday Night Football are tied for the second-most since 2007, when **Mike Tomlin** took the reigns as head coach of the Steelers.

- Mike Tomlin** has guided the Steelers to a 8-8 (.500) record on three days rest, including 6-1 (.857) at home and 2-7 (.222) on the road.
- Pittsburgh's .857 home winning percentage on three days rest is tied for the third-highest since the 1970 AFL-NFL merger (min. five games).

MOST THURSDAY NIGHT HOME VICTORIES – SINCE 2007

RANK	TEAM	WINS
1.	Baltimore Ravens	8
2.	Pittsburgh Steelers	7
	New England Patriots	7
	Cleveland Browns	7
5.	Seattle Seahawks	6
	Philadelphia Eagles	6

BEST THURSDAY NIGHT HOME WINNING PCT. – SINCE 1970 (MIN. 5)

RANK	COACH	W	L	T	WIN PCT.
1.	John Harbaugh	8	0	0	1.000
2.	Mike Tomlin	6	1	0	.875
	Bill Belichick	6	1	0	.875
4.	Jim Caldwell	4	1	0	.800
	Mike Smith	4	1	0	.800

- Pittsburgh's .875 home winning percentage on Thursday Night Football is tied for the second-highest since 2007, when **Mike Tomlin** took the reigns as head coach of the Steelers (min. five games).

BEST THURSDAY NIGHT HOME WINNING PCT. – SINCE 2007 (MIN. 5)

RANK	TEAM	W	L	T	WIN PCT.
1.	Baltimore Ravens	8	0	0	1.000
2.	Pittsburgh Steelers	7	1	0	.875
	Cleveland Browns	7	1	0	.875
4.	Cincinnati Bengals	5	2	0	.714
5.	New England Patriots	7	3	0	.700

- Pittsburgh has played 33 games in franchise history on Thursday, including 25 on Thursday night.

STEELERS ON THREE DAYS REST

- Pittsburgh has played 24 games on three days rest since the 1970 AFL-NFL merger, which is the fourth-most in the League.

MOST GAMES ON THREE DAYS REST – SINCE 1970

RANK	TEAM	GAMES
1.	Detroit Lions	55
2.	Dallas Cowboys	53
3.	Chicago Bears	28
4.	Pittsburgh Steelers	24
5.	Denver Broncos	23
	Minnesota Vikings	23
	Green Bay Packers	23

- The Steelers are 10-14 (.417) overall on three days rest since the 1970 AFL-NFL merger, including 7-1 (.875) at home and 3-13 (.188) on the road.
- Pittsburgh's .875 home winning percentage on three days rest is the second-highest since the 1970 AFL-NFL merger (min. five games).

BEST HOME WINNING PCT. ON THREE DAYS REST – SINCE 1970 (MIN. 5)

RANK	TEAM	W	L	T	WIN PCT.
1.	Baltimore Ravens	7	0	0	1.000
2.	Pittsburgh Steelers	7	1	0	.875
3.	New England Patriots	6	1	0	.857
4.	Cleveland Browns	8	2	0	.800
	Chicago Bears	4	1	0	.800

THURSDAY NIGHT FOOTBALL SUPERLATIVES				
Passing Yards				
	Name	Date	Opponent	Result
363	Ben Roethlisberger	09/10/2009	vs. Tennessee	W, 13-10
	Ben Roethlisberger	10/11/2012	at Tennessee	L, 23-26
351	Ben Roethlisberger	09/10/2015	at New England	L, 21-28
Pass Completions				
33	Ben Roethlisberger	09/10/2009	vs. Tennessee	W, 13-10
30	Ben Roethlisberger	11/16/2017	vs. Tennessee	W, 40-17
28	Ben Roethlisberger	11/28/2013	at Baltimore	L, 20-22
	Ben Roethlisberger	12/29/2021	at Minnesota	L, 28-36
Pass Attempts				
45	Ben Roethlisberger	11/16/2017	vs. Tennessee	W, 40-17
44	Ben Roethlisberger	11/28/2013	at Baltimore	L, 20-22
	Mason Rudolph	11/14/2019	at Cleveland	L, 7-21
Passing Touchdowns				
5	Ben Roethlisberger	11/08/2018	vs. Carolina	W, 52-21
4	Ben Roethlisberger	11/16/2017	vs. Tennessee	W, 40-17
3	Four times			
	Last: Ben Roethlisberger	12/29/2021	at Minnesota	L, 28-36
Long Pass				
87	Charlie Batch	09/07/2006	vs. Miami	W, 28-17
83	Ben Roethlisberger	12/20/2007	at St. Louis Rams	W, 41-24
82	Ben Roethlisberger	10/11/2012	at Tennessee	L, 23-26
Completion Percentage (min. 14 pass att.)				
88.8	Ben Roethlisberger	11/08/2018	vs. Carolina	W, 52-21
80.0	Ben Roethlisberger	12/20/2007	at St. Louis Rams	W, 41-24
76.7	Ben Roethlisberger	09/10/2009	vs. Tennessee	W, 13-10
Passer Rating (min. 14 pass att.)				
158.3	Ben Roethlisberger	12/20/2007	at St. Louis Rams	W, 41-24
	Ben Roethlisberger	11/08/2018	vs. Carolina	W, 52-21
146.0	Ben Roethlisberger	11/24/2016	at Indianapolis	W, 28-7
Rushing Yards				
223	Willie Parker	12/07/2006	vs. Cleveland	W, 27-7
129	Le'Veon Bell	10/01/2015	vs. Baltimore	L, 20-23
127	DeAngelo Williams	09/10/2015	at New England	L, 21-28
Rushing Attempts				
32	Willie Parker	12/07/2006	vs. Cleveland	W, 27-7
29	Willie Parker	09/07/2006	vs. Miami	W, 28-17
24	Najeh Davenport	12/20/2007	at St. Louis Rams	W, 41-24
Rushing Touchdowns				
1	17 times			
	Last: Najee Harris	11/02/2023	vs. Tennessee	W, 20-16
Long Rush				
43	Le'Veon Bell	11/28/2013	at Baltimore	L, 20-22
39	Willie Parker	12/07/2006	vs. Cleveland	W, 27-7
35	Rashard Mendenhall	12/23/2010	vs. Carolina	W, 27-3
Receptions				
10	Antonio Brown	11/16/2017	vs. Tennessee	W, 40-17
9	Santonio Holmes	09/10/2009	vs. Tennessee	W, 13-10
	Antonio Brown	09/10/2015	at New England	L, 21-28
	Le'Veon Bell	11/16/2017	vs. Tennessee	W, 40-17
Receiving Yards				
151	Antonio Brown	12/08/2011	vs. Cleveland	W, 14-3
144	Antonio Brown	11/16/2017	vs. Tennessee	W, 40-17
133	Santonio Holmes	12/20/2007	at St. Louis Rams	W, 41-24
	Antonio Brown	09/10/2015	at New England	L, 21-28
Receiving Touchdowns				
3	Antonio Brown	11/24/2016	at Indianapolis	W, 28-7
	Antonio Brown	11/16/2017	vs. Tennessee	W, 40-17
2	Nate Washington	12/20/2007	at St. Louis Rams	W, 41-24

THURSDAY NIGHT FOOTBALL SUPERLATIVES				
Long Reception				
	Name	Date	Opponent	Result
87	Heath Miller	09/07/2006	vs. Miami	W, 28-17
83	Santonio Holmes	12/20/2007	at St. Louis Rams	W, 41-24
82	Mike Wallace	10/10/2012	at Tennessee	L, 23-26
Scrimmage Yards				
223	Willie Parker	12/07/2006	vs. Cleveland	W, 27-7
167	Najeh Davenport	12/20/2007	at St. Louis Rams	W, 41-24
151	Antonio Brown	12/08/2011	vs. Cleveland	W, 14-3
All-Purpose Yards				
223	Willie Parker	12/07/2006	vs. Cleveland	W, 27-7
172	Antonio Brown	12/08/2011	vs. Cleveland	W, 14-3
167	Najeh Davenport	12/20/2007	at St. Louis Rams	W, 41-24
	Antonio Brown	11/16/2017	vs. Tennessee	W, 40-17
Tackles				
12	Lawrence Timmons	09/11/2014	at Baltimore	L, 6-26
	Myles Jack	09/22/2022	at Cleveland	L, 17-29
11	Five times			
	Last: Devin Bush	09/22/2022	at Cleveland	L, 17-29
Tackles for Loss				
2	16 times			
	Last: Alex Highsmith	11/02/2023	vs. Tennessee	W, 20-16
Sacks				
2.0	Six times			
	Last: Alex Highsmith	11/02/2023	vs. Tennessee	W, 20-16
Interceptions				
2	Ahkello Witherspoon	12/09/2021	at Minnesota	L, 28-36
Most Points Scored				
52	11/08/2018		vs. Carolina	W, 52-21
41	12/20/2007		at St. Louis Rams	W, 41-24
40	11/16/2017		vs. Tennessee	W, 40-17
Fewest Points Scored				
6	12/10/2009		at Cleveland	L, 6-13
	09/11/2014		at Baltimore	L, 6-26
7	11/14/2019		at Cleveland	L, 7-21
Most Points Allowed				
36	12/09/2021		at Minnesota	L, 28-36
29	09/22/2022		at Cleveland	L, 17-29
28	09/10/2015		at New England	L, 21-28
Fewest Points Allowed				
3	12/23/2010		vs. Carolina	W, 27-3
	12/08/2011		vs. Cleveland	W, 14-3
7	12/07/2006		vs. Cleveland	W, 27-7
	11/24/2016		at Indianapolis	W, 28-7
Largest Margin of Victory				
31	11/08/2018		vs. Carolina	W, 52-21
24	12/23/2010		vs. Carolina	W, 27-3
23	11/16/2017		vs. Tennessee	W, 40-17
Largest Margin of Defeat				
20	09/11/2014		at Baltimore	L, 6-26
14	11/14/2019		at Cleveland	L, 7-21
12	09/22/2022		at Cleveland	L, 17-29

STEELERS ON THE RISE

- Pittsburgh is 14-7 (.667) since Week 10 of 2022. Only San Francisco (18-3, .857), Kansas City (16-5, .762), Philadelphia (16-5, .762), Detroit (16-5, .762), Dallas (15-6, .714) and Jacksonville (14-5, .737) have better records in that span.
- Pittsburgh is one of the seven NFL teams with 14+ wins since Week 10 of 2022.
- The Steelers' 14 victories since Week 10 of 2022 are tied for the sixth-most in the NFL.

MOST VICTORIES – SINCE WEEK 12 OF 2022

RANK	TEAM	WINS
1.	San Francisco 49ers	18
2.	Kansas City Chiefs	16
	Philadelphia Eagles	16
	Detroit Lions	16
5.	Dallas Cowboys	15
6.	Pittsburgh Steelers	14
	Jacksonville Jaguars	14

- Pittsburgh's .667 winning percentage since Week 10 of 2022 is tied for the seventh-highest in the NFL.

HIGHEST WINNING PCT. – SINCE WEEK 10 OF 2022

RANK	TEAM	W	L	T	WIN PCT.
1.	San Francisco 49ers	18	3	0	.857
2.	Kansas City Chiefs	16	5	0	.762
	Philadelphia Eagles	16	5	0	.762
	Detroit Lions	16	5	0	.762
5.	Jacksonville Jaguars	14	5	0	.737
6.	Dallas Cowboys	15	6	0	.714
7.	Pittsburgh Steelers	14	7	0	.667
	Cincinnati Bengals	12	6	0	.667

HERE COMES THE RUN

- Pittsburgh has rushed for 826 yards in its last five games (166 in Week 9 vs. Tennessee, 205 in Week 10 vs. Green Bay, 172 in Week 11 at Cleveland, 153 in Week 12 at Cincinnati and 130 in Week 13 vs. Arizona).
- The 826 yards rushing is the most in five consecutive games since Weeks 1-5 of 2007 when the Steelers rushed for 835 yards (206 at Cleveland, 184 vs. Buffalo, 205 vs. San Francisco, 77 at Arizona and 163 vs. Seattle).
- The Steelers have now rushed for 130 yards or more in five straight weeks for the first time since Weeks 9-15 of 2001 when Pittsburgh registered a seven-game streak (247 at Cleveland, 145 vs. Jacksonville, 130 at Tennessee, 207 vs. Minnesota, 134 vs. N.Y. Jets, 158 at Baltimore and 215 vs. Detroit).

LONGEST STREAK OF 130+ RUSH YARDS/GAME BY STEELERS – SINCE 1970 (SINGLE-SEASON)

RANK	YEAR(S)	START	END	STREAK
1.	1975	Week 3, 1975	Week 14, 1975	12
2.	1972	Week 3, 1972	Week 13, 1972	11
3.	1997	Week 2, 1997	Week 12, 1997	10
4.	1976	Week 6, 1976	Week 14, 1976	9
5.	2001	Week 9, 2001	Week 15, 2001	7
	1978	Week 1, 1978	Week 7, 1978	7
7.	1986	Week 11, 1986	Week 16, 1986	6
	1974	Week 6, 1974	Week 11, 1974	6
9.	2023	Week 9, 2023	Week 13, 2023	5
	2001	Week 3, 2001	Week 7, 2001	5
	1989	Week 12, 1989	Week 16, 1989	5
	1977	Week 1, 1977	Week 5, 1977	5

- The 826 yards rushing by the Steelers in the last five games is the seventh-most by any team over a four-game span in the NFL this season.

- The 826 yards rushing by the Steelers since Week 9 is the second-most in five consecutive games under head coach **Mike Tomlin** (since 2007).

MOST YARDS RUSHING OVER ANY FIVE-GAME SPAN – SINCE 2007

RANK	OPP.	WEEKS	YEAR	YDS
1.	at Cleveland vs. Buffalo vs. San Francisco at Arizona vs. Seattle	1,2,3,4,5	2007	835
2.	vs. Tennessee vs. Green Bay at Cleveland at Cincinnati vs. Arizona	9,10,11,12,13	2023	826
3.	at Philadelphia vs. New Orleans vs. Cincinnati at Indianapolis at Atlanta	8,9,10,11,12	2022	789
4.	vs. Jacksonville vs. Tennessee vs. Green Bay at Cleveland at Cincinnati	8,9,10,11,12	2023	766
5.	at San Diego Chargers vs. Arizona at Kansas City vs. Cincinnati vs. Oakland	5,6,7,8,9	2015	754

- Pittsburgh's 5.3 yards/rush as a team in the last five weeks (5.5 vs. Tennessee in Week 9, 5.7 vs. Green Bay in Week 10, 6.6 at Cleveland in Week 11, 4.6 at Cincinnati in Week 12 and 4.2 vs. Arizona in Week 13) was the highest over any five-game span by Pittsburgh since Weeks 5-9 of 2015 (5.7 vs. San Diego Chargers, 4.4 vs. Arizona, 6.1 at Kansas City, 6.1 vs. Cincinnati and 6.5 vs. Oakland).

HIGHEST YARDS/RUSH OVER ANY FIVE-GAME SPAN – SINCE 2007

RANK	OPP.	WEEKS	YEAR	YDS/RUSH
1.	vs. San Diego vs. Arizona at Kansas City vs. Cincinnati vs. Oakland	5,6,7,8,9	2015	5.7
2.	vs. Jacksonville vs. Tennessee vs. Green Bay at Cleveland at Cincinnati	8,9,10,11,12	2023	5.4
	vs. Baltimore at San Diego Chargers vs. Arizona at Kansas City vs. Cincinnati	4,5,6,7,8	2015	5.4
4.	vs. Tennessee vs. Green Bay at Cleveland at Cincinnati vs. Arizona	9,10,11,12,13	2023	5.3
	at Kansas City vs. Cincinnati vs. Oakland vs. Cleveland at Seattle	7,8,9,10,12	2015	5.3

RUN GAME UPGRADE

- Pittsburgh leads the NFL in rushes (156), rush yards (826) and 10+ yard rushes (25) since Week 9.
- The Steelers also rank in the top five in the NFL in yards/rush (5.29, 2nd), longest rush (74t, 2nd), rushes/game (31.2, 4th), rush yards/game (165.2, 2nd), first downs by rush (40, 3rd), yards after contact/rush (4.20, 2nd) and 10+ yard rush pct. (16.0, 3rd) since Week 9.

RUSHING WEEKS 1-8 VS. WEEK 9-13

WEEKS 1-8	Rushing Stats		WEEKS 9-13
23.4	Rushes/Game		31.2
79.7	Rush Yards/Game		165.2
3.40	Yards/Rush		5.29
0.43	Rush TDs/Game		1.0
5.14	1st Downs by Rush/Game		8.0
22.0	First Down Rush Pct.		25.6
2.28	10+ Yard Rushes/Game		5.00
9.8	10+ Yard Rush Pct.		16.0

- Pittsburgh has rushed 156 times since Week 9, which is the most in the League over the span.

MOST RUSHES – SINCE WEEK 9

RANK	TEAM	RUSHES
1.	Pittsburgh Steelers	156
2.	Cleveland Browns	152
3.	Atlanta Falcons	144
4.	Chicago Bears	143
5.	Green Bay Packers	137

- Pittsburgh has rushed for 826 yards since Week 9, which is the most in the League over the span.

MOST RUSHING YARDS – SINCE WEEK 9

RANK	TEAM	RUSH YDS
1.	Pittsburgh Steelers	826
2.	Baltimore Ravens	758
3.	Green Bay Packers	640
4.	Atlanta Falcons	612
	Washington Commanders	612

- Pittsburgh has registered 25 runs of 10 yards or more since Week 9, which is the most in the League over the span.

MOST 10+ RUSHES – SINCE WEEK 9

RANK	TEAM	10+ RUSHES
1.	Pittsburgh Steelers	25
2.	Atlanta Falcons	20
	Houston Texans	20
	San Francisco 49ers	20
5.	Buffalo Bills	18
	Dallas Cowboys	18
	Washington Commanders	18

- Pittsburgh has averaged 5.29 yards/rush since Week 9, which is the second-best in the League over the span.

MOST YARDS/RUSH – SINCE WEEK 9

RANK	TEAM	YDS/RUSH
1.	Baltimore Ravens	5.79
2.	Pittsburgh Steelers	5.29
3.	Detroit Lions	5.24
4.	Washington Commanders	4.86
5.	New England Patriots	4.82

- Pittsburgh has averaged 165.2 yards rushing/game since Week 9, which is the second-best in the League over the span.

MOST RUSHING YARDS/GAME – SINCE WEEK 9

RANK	TEAM	RUSH YDS/GM
1.	Baltimore Ravens	189.5
2.	Pittsburgh Steelers	165.2
3.	Atlanta Falcons	153.0
4.	Detroit Lions	149.3
5.	Chicago Bears	147.5

- The Steelers have averaged 4.20 yards after contact/rush since Week 9, which is the second-best in the League over the span.

MOST RUSHING YARDS AFTER CONTACT/RUSH – SINCE WEEK 9

RANK	TEAM	RUSH YAC/GM
1.	Baltimore Ravens	4.56
2.	Pittsburgh Steelers	4.20
3.	Tennessee Titans	3.45
4.	Dallas Cowboys	3.40
5.	Carolina Panthers	3.37

- Pittsburgh has recorded 40 first downs by rush since Week 9, which is the third-most in the League over the span.

MOST FIRST DOWNS BY RUSH – SINCE WEEK 9

RANK	TEAM	1ST DOWNS
1.	Buffalo Bills	43
2.	Cleveland Browns	41
3.	Pittsburgh Steelers	40
4.	Baltimore Ravens	39
	San Francisco 49ers	39

- Pittsburgh has registered a run of 10 yards or more on 16.0% of its running plays since Week 9, which is the third-highest in the League over the span.

HIGHEST PCT. OF 10+ RUSHES – SINCE WEEK 9

RANK	TEAM	10+ RUSHES PCT.
1.	San Francisco 49ers	16.5
2.	Houston Texans	16.1
3.	Pittsburgh Steelers	16.0
4.	Buffalo Bills	15.0
5.	Washington Commanders	14.3

- Pittsburgh has averaged 31.2 rushes/game since Week 9, which is the fourth-best in the League over the span.

MOST RUSHES/GAME – SINCE WEEK 9

RANK	TEAM	RUSH/GM
1.	Atlanta Falcons	36.0
2.	Chicago Bears	35.8
3.	Baltimore Ravens	35.8
4.	Pittsburgh Steelers	31.2
5.	Denver Broncos	30.5

FOLLOWING A LOSS

- The Steelers are 4-0 (1.000) this season following a loss, which is the most in the NFL.
- Pittsburgh is one of seven teams in the League this season that has yet to lose consecutive games.
- The Steelers have won seven consecutive games following a loss -- a streak that dates back to Week 8 of 2022.
- The seven-game winning streak in games following a loss is the third-longest active streak in the NFL.

LONGEST ACTIVE WIN STREAK IN GAMES FOLLOWING A LOSS

RANK	TEAM	START	STREAK
1.	Kansas City Chiefs	Week 4, 2021	10
2.	Dallas Cowboys	Week 13, 2021	9
3.	Pittsburgh Steelers	Week 10, 2022	7
4.	Detroit Lions	Week 9, 2022	6
5.	Houston Texans	Week 3, 2023	4
	Miami Dolphins	Week 18, 2022	4

- Pittsburgh has won seven straight games following a loss, including eight of its last nine such outings.

GAME-BY-GAME FOLLOWING A LOSS – LAST NINE SUCH GAMES

DEFEATS			NEXT GAME		
Date	Opp.	Result	Date	Opp.	Result
11/19/2023	at Browns	L, 10-13	11/26/2013	at Bengals	W, 16-10
10/29/2023	vs. Jaguars	L, 10-20	11/02/2023	vs. Titans	W, 20-16
10/01/2023	at Texans	L, 6-30	10/08/2023	vs. Ravens	W, 17-10
09/10/2023	vs. 49ers	L, 7-30	09/18/2023	vs. Browns	W, 26-22
12/11/2022	vs. Ravens	L, 14-16	12/18/2022	at Panthers	W, 24-16
11/20/2022	vs. Bengals	L, 30-37	11/28/2022	at Colts	W, 24-17
10/30/2022	at Eagles	L, 13-35	11/13/2022	vs. Saints	W, 20-10
10/23/2022	at Dolphins	L, 10-16	10/30/2022	at Eagles	L, 13-35
10/09/2022	at Bills	L, 3-38	10/16/2022	vs. Buccaneers	W, 20-18

- The seven-game winning streak in games following a loss is tied for the fifth-longest streak by the Steelers since the 1970 AFL-NFL merger.

LONGEST WIN STREAK BY STEELERS IN GAMES FOLLOWING A LOSS – SINCE 1970

RANK	YEAR(S)	START	END	STREAK
1.	2009-12	Week 15, 2009	Week 7, 2012	12
2.	1977-80	Week 9, 1977	Week 4, 1980	9
3.	2013-15	Week 15, 2013	Week 5, 2015	8
	1997-98	Week 2, 1997	Week 12, 1998	8
5.	2022-23	Week 10, 2022	--	7
	2003-05	Week 10, 2003	Week 7, 2005	7

- Pittsburgh owns the NFL's best record following a loss with a 188-114 (.623) mark since the 1970 AFL-NFL merger.
- The Steelers' 188 regular-season victories following a loss are the second-most since the 1970 AFL-NFL merger.

MOST REGULAR-SEASON WINS FOLLOWING A LOSS – SINCE 1970

RANK	TEAM	WINS
1.	Atlanta Falcons	189
2.	Pittsburgh Steelers	188
3.	Buffalo Bills	186
	Seattle Seahawks	186
5.	Minnesota Vikings	184

- The Steelers' .623 regular-season winning percentage following a loss is the highest since the 1970 AFL-NFL merger.

BEST REGULAR-SEASON WIN PCT. FOLLOWING A LOSS – SINCE 1970

RANK	TEAM	W	L	T	WIN PCT.
1.	Pittsburgh Steelers	188	114	0	.623
2.	Baltimore Ravens	105	75	1	.583
3.	Dallas Cowboys	181	134	0	.575
4.	Minnesota Vikings	184	155	2	.543
5.	Seattle Seahawks	186	157	0	.542

- Pittsburgh is 124-43 (.743) in regular-season home games following a loss since the 1970 AFL-NFL merger.
- The Steelers' 124 regular-season home victories following a loss are tied for the most since the 1970 AFL-NFL merger.

MOST REGULAR-SEASON HOME WINS FOLLOWING A LOSS – SINCE 1970

RANK	TEAM	WINS
1.	Pittsburgh Steelers	124
	Atlanta Falcons	124
3.	Minnesota Vikings	122
4.	Green Bay Packers	119
5.	Seattle Seahawks	118

- Pittsburgh's .743 regular-season home winning percentage following a loss is the highest since the 1970 AFL-NFL merger.

BEST REGULAR-SEASON HOME WIN PCT. FOLLOWING A LOSS – SINCE 1970

RANK	TEAM	W	L	T	WIN PCT.
1.	Pittsburgh Steelers	124	43	0	.743
2.	Baltimore Ravens	67	33	1	.668
3.	Minnesota Vikings	122	66	0	.649
4.	Green Bay Packers	119	68	4	.634
5.	Denver Broncos	114	66	2	.633

KINGS OF THE AFC

- Pittsburgh owns the NFL's best overall record vs. AFC opponents with a 417-271-2 (.606) mark since the 1970 AFL-NFL merger.
- The Steelers are 387-247-2 (.610) in regular-season games vs. AFC opponents since the 1970 AFL-NFL merger.
- The Steelers' 387 regular-season victories against the AFC since the 1970 AFL-NFL merger are the most in the League.
- Pittsburgh is the only team with at least 370 regular-season victories against the AFC since the 1970 AFL-NFL merger.

MOST REGULAR-SEASON WINS VS. AFC – SINCE 1970

RANK	TEAM	WINS
1.	Pittsburgh Steelers	387
2.	New England Patriots	368
3.	Miami Dolphins	357
4.	Denver Broncos	351
5.	Kansas City Chiefs	332

- The Steelers' .610 regular-season winning percentage against the AFC since the 1970 AFL-NFL merger is the highest among AFC teams.

BEST REGULAR-SEASON WIN PCT. VS. AFC – SINCE 1970

RANK	TEAM	W	L	T	WIN PCT.
1.	Pittsburgh Steelers	387	247	2	.610
2.	New England Patriots	368	269	0	.578
3.	Miami Dolphins	357	276	2	.564
4.	Denver Broncos	351	275	4	.561
5.	Baltimore Ravens	184	151	0	.549

- Pittsburgh is 225-92 (.710) in regular-season home games against the AFC since the 1970 AFL-NFL merger.
- The Steelers' 225 regular-season home victories against the AFC since the 1970 AFL-NFL merger are the most among AFC teams.

MOST REGULAR-SEASON HOME WINS VS. AFC – SINCE 1970

RANK	TEAM	WINS
1.	Pittsburgh Steelers	225
2.	New England Patriots	213
3.	Miami Dolphins	208
	Denver Broncos	208
5.	Kansas City Chiefs	192

- Pittsburgh's .710 regular-season home winning percentage against the AFC since the 1970 AFL-NFL merger is the highest among AFC teams.

BEST REGULAR-SEASON HOME WIN PCT. VS. AFC – SINCE 1970

RANK	TEAM	W	L	T	WIN PCT.
1.	Pittsburgh Steelers	225	92	0	.710
2.	New England Patriots	213	106	0	.668
	Denver Broncos	208	103	4	.668
4.	Miami Dolphins	208	108	1	.658
5.	Baltimore Ravens	110	58	0	.655

ACRISURE ADVANTAGE

- Pittsburgh owns an overall record of 138-58-2 (.702) at Acrisure Stadium.
- The Steelers are 130-52-2 (.712) in regular-season games at Acrisure Stadium since the stadium opened in 2001.
- Pittsburgh's 130 regular-season victories at Acrisure Stadium are the fourth-most in the NFL since 2001.

MOST REGULAR-SEASON HOME WINS – SINCE 2001

RANK	TEAM	WINS
1.	New England Patriots	141
2.	Green Bay Packers	132
3.	Baltimore Ravens	131
4.	Pittsburgh Steelers	130
5.	Seattle Seahawks	124

- Pittsburgh's .712 regular-season winning percentage at Acrisure Stadium is the fourth-highest in the NFL since 2001.

HIGHEST REGULAR-SEASON HOME WINNING PERCENTAGE – SINCE 2001

RANK	TEAM	W	L	T	WIN PCT.
1.	New England Patriots	141	43	0	.766
2.	Green Bay Packers	132	49	2	.727
3.	Baltimore Ravens	131	52	0	.716
4.	Pittsburgh Steelers	130	52	2	.712
5.	Seattle Seahawks	124	59	0	.678

- Pittsburgh's .712 regular-season winning percentage at Acrisure Stadium is the second-highest of any NFL franchise in its current stadium (min. of 100 games).

BEST ALL-TIME RECORD IN CURRENT STADIUM (MIN. 100)

RANK	STADIUM	W	L	T	WIN PCT.
1.	Gillette Stadium	135	40	0	.771
2.	Acrisure Stadium	130	52	2	.712
3.	M&T Bank Stadium	145	62	0	.700
4.	Lumen Field	118	57	0	.674
5.	Lambeau Field	223	114	4	.660

- Pittsburgh's .712 regular-season winning percentage at Acrisure Stadium is the fifth-highest of any NFL franchise in one stadium (min. of 100 games).

BEST ALL-TIME RECORD IN ONE STADIUM (MIN. 100)

RANK	STADIUM	W	L	T	WIN PCT.
1.	Orange Bowl	101	22	1	.819
2.	Gillette Stadium	135	40	0	.771
3.	Three Rivers Stadium	169	67	0	.716
4.	Mile High Stadium	167	66	4	.715
5.	Acrisure Stadium	130	52	2	.712

- Pittsburgh is 22-1 (.957) in the regular season vs. Cleveland at Acrisure Stadium.
- The Steelers' .957 winning percentage against the Browns at Acrisure Stadium is the third-highest in NFL history for a team vs. a single opponent at a single stadium (min. 10 games).

HIGHEST HOME WIN PCT. VS. OPPONENT – BY STADIUM – NFL HISTORY (MIN. 10)

TEAM (OPP.)	STADIUM	W-L-T (PCT.)
Pittsburgh (San Diego Chargers)	Three Rivers Stadium	11-0-0 (1.000)
Washington (Detroit Lions)	RFK Memorial Stadium	11-0-0 (1.000)
Pittsburgh (Cleveland Browns)	Acrisure Stadium	22-1-0 (.957)
San Francisco (Detroit Lions)	Candlestick Park	12-1-0 (.923)
L.A. Rams (Atlanta Falcons)	L.A. Coliseum	11-1-2 (.917)

FOURTH QUARTER IS WINNING TIME

- The Steelers rallied from seven-point deficits at the end of the third quarter in back-to-back games (Week 5 vs. Baltimore and Week 7 at L.A. Rams) and a three-point deficit at the end of the third quarter (Week 9 vs. Tennessee).
- Pittsburgh has outscored the Ravens, Rams, Titans, Green Bay and Cincinnati, 44-3, in the fourth quarter.
- Pittsburgh has won four games when trailing at the end of the third quarter in 2023, which is the most in the NFL.

MOST VICTORIES WHEN TRAILING AFTER 3RD QUARTER – 2023

RANK	TEAM	WINS
1.	Pittsburgh Steelers	4
	N.Y. Jets	3
3.	Washington Commanders	2
	Las Vegas Raiders	2
	Atlanta Falcons	2
	Seattle Seahawks	2
	Denver Broncos	2
	Detroit Lions	2
	Philadelphia Eagles	2

- The Steelers last rallied from seven-point deficits at the end of the third quarter in back-to-back games in 2022 (Week 16 vs. Las Vegas Raiders and Week 17 at Baltimore Ravens).
- The Steelers have won 15 games when trailing at the end of the third quarter since the start of the 2020 season, which is six more victories than any other team in the League and most in the NFL over the span.

MOST VICTORIES WHEN TRAILING AFTER 3RD QUARTER – SINCE 2020

RANK	TEAM	WINS
1.	Pittsburgh Steelers	15
2.	Kansas City Chiefs	9
3.	Minnesota Vikings	8
4.	L.A. Chargers	7
	Washington Commanders	7
	Tampa Bay Buccaneers	7
	Detroit Lions	7
	Philadelphia Eagles	7

- Pittsburgh's .419 winning percentage when trailing at the end of the third quarter is the highest in the NFL since the start of the 2020 season (min. 20 games).

BEST WIN PCT. WHEN TRAILING AFTER 3RD QUARTER – SINCE 2020 (MIN. 20)

RANK	TEAM	W	L	T	WIN PCT.
1.	Pittsburgh Steelers	15	22	1	.408
2.	Philadelphia Eagles	7	19	1	.278
3.	L.A. Chargers	7	20	0	.259
4.	Minnesota Vikings	8	25	0	.242
5.	Tampa Bay Buccaneers	7	22	0	.241

FOURTH QUARTER EXPLOSION

- Pittsburgh has scored 453 points in the fourth quarter since the start of the 2020 season, which is tied for the fifth-most in the NFL.

MOST FOURTH-QUARTER POINTS – SINCE 2020

RANK	TEAM	PTS
1.	Dallas Cowboys	511
2.	Buffalo Bills	502
3.	Minnesota Vikings	467
4.	Tampa Bay Buccaneers	464
5.	Pittsburgh Steelers	453
	New Orleans Saints	453

- The Steelers have allowed 315 points in the fourth quarter since the start of the 2020 season, which is tied for the second-fewest in the NFL.

FEWEST FOURTH-QUARTER POINTS ALLOWED – SINCE 2020

RANK	TEAM	PTS
1.	New England Patriots	312
2.	Pittsburgh Steelers	315
	Tampa Bay Buccaneers	315
4.	San Francisco 49ers	342
5.	Dallas Cowboys	349

- Pittsburgh owns a 138-point scoring margin (453-315) in the fourth quarter since the start of the 2020 season, which is the third-best in the NFL.

LARGEST FOURTH-QUARTER SCORING MARGIN – SINCE 2020

RANK	TEAM	MARGIN
1.	Dallas Cowboys	+162
2.	Tampa Bay Buccaneers	+149
3.	Pittsburgh Steelers	+138
4.	Buffalo Bills	+123
5.	New England Patriots	+103

WE'RE GOING STREAKING

- Pittsburgh had a nine-game winning streak in games decided by one score (eight points or less) that ended in Week 11 at Cleveland (L, 13-10).

NINE-GAME WINNING STREAK IN GAMES DECIDED BY ONE SCORE

YEAR	WEEK	DATE	OPP.	RESULT
2023	10	11/12/2023	vs. Green Bay Packers	W, 23-19
2023	9	11/02/2023	vs. Tennessee Titans	W, 20-16
2023	7	10/22/2023	at L.A. Rams	W, 24-17
2023	5	10/08/2023	vs. Baltimore Ravens	W, 17-10
2023	3	09/24/2023	at Las Vegas Raiders	W, 23-18
2023	2	09/18/2023	vs. Cleveland Browns	W, 26-22
2022	17	01/01/2023	at Baltimore Ravens	W, 16-13
2022	16	12/24/2022	vs. Las Vegas Raiders	W, 13-10
2022	15	12/18/2022	at Carolina Panthers	W, 24-16

- The Steelers did not allow more than 22 points in any of the nine games.
- Pittsburgh's nine-game winning streak in games decided by one score (eight points or less) was the longest in the NFL when it ended.
- Pittsburgh's nine-game winning streak in games decided by one score (eight points or less) is the longest in franchise history.

- Four of the six longest winning streaks in games decided by one score (eight points or less) in franchise history have come under head coach **Mike Tomlin**.

LONGEST WIN STREAK IN ONE-SCORE GAMES – FRANCHISE HISTORY

RANK	YEAR(S)	START	END	STREAK
1.	2022-23	Week 15, 2022	Week 11, 2023	9
2.	1993-94	Week 10, 1993	Week 8, 1994	7
3.	2020	Week 2, 2020	Week 12, 2020	6
	2019	Week 6, 2019	Week 14, 2019	6
	2017	Week 6, 2017	Week 14, 2017	6
	2004-05	Week 1, 2004	Week 17, 2004	6

- Pittsburgh's nine-game winning streak in games decided by one score (eight points or less) is tied for the 10th-longest since the 1970 AFL-NFL merger.

LONGEST WIN STREAK IN ONE-SCORE GAMES – SINCE 1970

RANK	TEAM	START	END	STREAK
1.	Indianapolis Colts	W5, 2008	W15, 2009	15
2.	Indianapolis Colts	W9, 2004	W10, 2006	14
3.	Buffalo Bills	W3, 1995	W8, 1996	12
	Miami Dolphins	W3, 2016	W7, 2017	12
5.	Minnesota Vikings	W3, 2022	W16, 2022	11
	New England Patriots	W5, 2003	W14, 2004	11
7.	Cleveland Browns	W12, 1971	W4, 1973	10
	Seattle Seahawks	W13, 1983	W6, 1985	10
	Arizona Cardinals	W6, 1975	W10, 1976	10
10.	Pittsburgh Steelers	W15, 2022	W11, 2023	9
	10 other teams			9

DON'T LEAVE EARLY

- Pittsburgh has won seven of its eight games decided by one score (eight points or less) in 2023.
- The Steelers' seven victories in one-score games are tied for the most in the NFL in 2023.

MOST VICTORIES IN ONE-SCORE GAMES – 2023

RANK	TEAM	WINS
1.	Pittsburgh Steelers	7
	Philadelphia Eagles	7
3.	Minnesota Vikings	5
	Houston Texans	5
	Indianapolis Colts	5

- The Steelers' .875 winning percentage in one-score games in 2023 is tied for the highest in the NFL (min. five games).

HIGHEST WIN PCT. IN ONE-SCORE GAMES – 2023 (MIN. 5)

RANK	TEAM	W	L	T	WIN PCT.
1.	Pittsburgh Steelers	7	1	0	.875
	Philadelphia Eagles	7	1	0	.875
3.	Indianapolis Colts	5	2	0	.714
4.	Detroit Lions	4	2	0	.667
	Cleveland Browns	4	2	0	.667

- The Steelers have played 20 games decided by one score (eight points or less) since the start of the 2022 season, which is tied for the third-most in the League.

MOST ONE-SCORE GAMES – SINCE 2022

RANK	TEAM	GAMES
1.	Minnesota Vikings	22
2.	Atlanta Falcons	21
3.	Pittsburgh Steelers	20
	Las Vegas Raiders	20
	Denver Broncos	20
	L.A. Chargers	20

- The Steelers are 14-6 (.700) in one-score games since the start of the 2022 season.
- Pittsburgh's 14 victories in one-score games are tied for the second-most in the NFL since the start of the 2022 season.

MOST VICTORIES IN ONE-SCORE GAMES – SINCE 2022

RANK	TEAM	WINS
1.	Minnesota Vikings	16
2.	Pittsburgh Steelers	14
	Philadelphia Eagles	14
4.	Kansas City Chiefs	11
	N.Y. Giants	11

- The Steelers' .700 winning percentage in one-score games since the start of the 2022 is the third-highest in the NFL (min. 15 games).

HIGHEST WIN PCT. IN ONE-SCORE GAMES – SINCE 2022 (MIN. 15)

RANK	TEAM	W	L	T	WIN PCT.
1.	Philadelphia Eagles	14	2	0	.875
2.	Minnesota Vikings	16	6	0	.727
3.	Pittsburgh Steelers	14	6	0	.700
4.	Kansas City Chiefs	11	6	0	.647
5.	N.Y. Giants	11	6	1	.639

- Pittsburgh's 31 one-score games are the second-most in the NFL since the start of the 2021 season.

MOST ONE-SCORE GAMES – SINCE 2021

RANK	TEAM	GAMES
1.	Minnesota Vikings	36
2.	Pittsburgh Steelers	31
3.	Atlanta Falcons	30
	Las Vegas Raiders	30
5.	Baltimore Ravens	29
	L.A. Chargers	29

- The Steelers own a 22-8-1 (.726) record in one-score games since the start of the 2021 season.
- Pittsburgh's 22 victories in one-score games are tied for the most in the NFL since the start of the 2021 season.

MOST VICTORIES IN ONE-SCORE GAMES – SINCE 2021

RANK	TEAM	WINS
1.	Pittsburgh Steelers	22
	Minnesota Vikings	22
3.	Kansas City Chiefs	16
	Philadelphia Eagles	16
	Atlanta Falcons	16

- The Steelers' .726 winning percentage in one-score games is the second-highest in the NFL since the start of the 2021 season (min. 20 games).

HIGHEST WIN PCT. IN ONE-SCORE GAMES – SINCE 2021 (MIN. 20)

RANK	TEAM	W	L	T	WIN PCT.
1.	Philadelphia Eagles	16	6	0	.727
2.	Pittsburgh Steelers	22	8	1	.726
3.	Kansas City Chiefs	16	9	0	.640
4.	Tampa Bay Buccaneers	14	8	0	.636
5.	Minnesota Vikings	22	14	0	.611

- Pittsburgh's 40 one-score games are tied for the third-most in the NFL since the start of the 2020 season.

MOST ONE-SCORE GAMES – SINCE 2020

RANK	TEAM	GAMES
1.	Minnesota Vikings	46
2.	L.A. Chargers	42
3.	Pittsburgh Steelers	40
	Atlanta Falcons	40
5.	Las Vegas Raiders	38

- The Steelers own a 29-10-1 (.738) record in one-score games since the start of the 2020 season.
- Pittsburgh's 29 victories in one-score games are the most in the NFL since the start of the 2020 season.

MOST VICTORIES IN ONE-SCORE GAMES – SINCE 2020

RANK	TEAM	WINS
1.	Pittsburgh Steelers	29
2.	Minnesota Vikings	28
3.	Kansas City Chiefs	24
4.	Tennessee Titans	21
5.	Las Vegas Raiders	20
	L.A. Chargers	20

- The Steelers' .738 winning percentage in one-score games is the highest in the NFL since the start of the 2020 season (min. 30 games).

HIGHEST WIN PCT. IN ONE-SCORE GAMES – SINCE 2020 (MIN. 30)

RANK	TEAM	W	L	T	WIN PCT.
1.	Pittsburgh Steelers	29	10	1	.738
2.	Kansas City Chiefs	24	10	0	.706
3.	Philadelphia Eagles	19	11	1	.629
4.	Minnesota Vikings	28	18	0	.609
5.	Tennessee Titans	21	15	0	.583

- Pittsburgh's 73 one-score games are the most in the NFL since the start of the 2017 season.

MOST ONE-SCORE GAMES – SINCE 2017

RANK	TEAM	GAMES
1.	Pittsburgh Steelers	73
2.	L.A. Chargers	68
	Seattle Seahawks	68
4.	Atlanta Falcons	65
	Minnesota Vikings	65

- Pittsburgh's 49 victories in one-score games are the most in the NFL since the start of the 2017 season.

MOST VICTORIES IN ONE-SCORE GAMES – SINCE 2017

RANK	TEAM	WINS
1.	Pittsburgh Steelers	49
2.	Minnesota Vikings	38
3.	Kansas City Chiefs	37
	Seattle Seahawks	37
5.	Philadelphia Eagles	35
	Green Bay Packers	35

- The Steelers' .685 winning percentage in one-score games is the highest in the NFL since the start of the 2017 season (min. 50 games).

HIGHEST WIN PCT. IN ONE-SCORE GAMES – SINCE 2017 (MIN. 50)

RANK	TEAM	W	L	T	WIN PCT.
1.	Pittsburgh Steelers	49	22	2	.685
2.	Miami Dolphins	33	19	0	.635
3.	Kansas City Chiefs	37	23	0	.617
4.	Green Bay Packers	35	23	1	.602
5.	Minnesota Vikings	38	26	1	.592
	Philadelphia Eagles	35	24	1	.592

HALFTIME GOT YOU DOWN

- Pittsburgh has won 13 games when trailing at halftime since the start of the 2020 season, which is tied for the most in the NFL over the span.

MOST VICTORIES WHEN TRAILING AT HALF – SINCE 2020

RANK	TEAM	WINS
1.	Pittsburgh Steelers	13
	Kansas City Chiefs	13
3.	Tampa Bay Buccaneers	10
4.	Philadelphia Eagles	9
	Dallas Cowboys	9

- Pittsburgh has won four games in which it trailed by 10 or more points at halftime since the start of the 2020 season, which is the most in the League.

MOST VICTORIES WHEN TRAILING BY 10+ PTS AT HALF – SINCE 2020

RANK	TEAM	WINS
1.	Pittsburgh Steelers	4
2.	Tampa Bay Buccaneers	3
	Minnesota Vikings	3
	Cincinnati Bengals	3
	N.Y. Giants	3

- Pittsburgh's .308 winning percentage in games in which it trailed by 10 or more points at halftime is the highest in the NFL since the start of the 2020 season (min. 10 games).

BEST WIN PCT. WHEN TRAILING BY 10+ POINTS AT HALF – SINCE 2020 (MIN. 10)

RANK	TEAM	W	L	T	WIN PCT.
1.	Pittsburgh Steelers	4	9	0	.308
2.	Tampa Bay Buccaneers	3	8	0	.273
3.	Arizona Cardinals	2	8	0	.200
	Philadelphia Eagles	2	8	0	.200
	Minnesota Vikings	3	12	0	.200

- Pittsburgh has won six games in which it trailed by 10 or more points in the second half since the start of the 2020 season, which is the third-most in the League.

MOST VICTORIES WHEN TRAILING BY 10+ PTS IN SECOND HALF – SINCE 2020

RANK	TEAM	WINS
1.	Minnesota Vikings	7
	Tampa Bay Buccaneers	7
3.	Pittsburgh Steelers	6
4.	N.Y. Giants	5
5.	Five different teams tied with	4

- Pittsburgh's .250 winning percentage in games in which it trailed by 10 or more points in the second half is the fourth-highest in the NFL since the start of the 2020 season (min. 10 games).

BEST WIN PCT. WHEN TRAILING BY 10+ POINTS IN SECOND HALF – SINCE 2020 (MIN. 10)

RANK	TEAM	W	L	T	WIN PCT.
1.	Kansas City Chiefs	4	6	0	.400
2.	Tampa Bay Buccaneers	7	18	0	.280
	Minnesota Vikings	7	18	0	.280
4.	Pittsburgh Steelers	6	18	0	.250
5.	Baltimore Ravens	3	10	0	.231

- The Steelers have won eight games in which they trailed by 10 or more points since the start of the 2020 season, which is tied for the fourth-most in the NFL over the span.

MOST VICTORIES WHEN TRAILING BY 10+ POINTS – SINCE 2020

RANK	TEAM	WINS
1.	Philadelphia Eagles	10
2.	Tampa Bay Buccaneers	9
	Minnesota Vikings	9
4.	Pittsburgh Steelers	8
	Kansas City Chiefs	8

STEELERS SCHEDULE

- Pittsburgh is 376-290-6 (.564) in regular-season games against the opponents on its 2023 schedule.

STEELERS VS. 2023 REGULAR-SEASON FOES

TEAM	RECORD	LAST TIME	DATE
San Francisco 49ers	10-13	L, 7-30	09/10/2023
Cleveland Browns	79-62-1	L, 10-13	11/19/2023
Las Vegas Raiders	12-14	W, 23-18	09/24/2023
Houston Texans	5-3	L, 6-30	10/01/2023
Baltimore Ravens	31-24	W, 17-10	10/08/2023
L.A. Rams	10-15-2	W, 24-17	10/22/2023
Jacksonville Jaguars	13-13	L, 10-20	10/29/2020
Tennessee Titans	46-31	W, 20-16	11/02/2023
Green Bay Packers	17-19	W, 23-19	11/12/2023
Cincinnati Bengals	67-39	W, 16-10	11/26/2023
Arizona Cardinals	34-24-3	L, 10-24	12/03/2023
New England Patriots	15-14	L, 14-17	09/18/2022
Indianapolis Colts	28-9	W, 24-17	11/28/2022
Seattle Seahawks	9-10	W, 23-20	10/17/2021
Total	376-290-6	L, 10-24 (vs NE)	12/03/2023

LONGEST TENURED STEELERS

- There are currently two Steelers who have played at least 100 regular-season games for the franchise. DT **Cameron Heyward** leads the roster 189 regular-season games played and K **Chris Boswell** is next with 128 regular season-games played in a Steelers uniform.

POS.	PLAYER	GP WITH STEELERS
DT	Cameron Heyward	189
K	Chris Boswell	128
LB	T.J. Watt	99
OT	Chukwuma Okorafor	74

INSIDE THE NFL SCHEDULE

- Pittsburgh (Weeks 8-10) is one of 11 teams that will have a three-game home stand at some point during the 2023 season: Baltimore (Weeks 9-11), Cleveland (Weeks 3-6), Dallas (Weeks 12-14), Houston (Weeks 11-13), Las Vegas (Weeks 12-15), L.A. Rams (Weeks 5-7), Miami (Weeks 14-16), New Orleans (Weeks 13-15), N.Y. Jets (Weeks 12-14) and San Francisco (Weeks 3-5).
- The Steelers are one of four teams that start the season with back-to-back home games: Atlanta, Denver and New England.
- Pittsburgh is one of four teams that finish the season with back-to-back road games: Atlanta, L.A. Rams and N.Y. Jets.

BREAKING DOWN THE STEELERS ROSTER

- There are 25 offensive players, 25 defensive players and three specialists.
- Of the 53 players on the roster, 21 of them (39.6 pct.) were drafted by the Steelers.
- Pittsburgh also has two undrafted college free agents on the roster that began their NFL careers with the Steelers, bringing the total to 23 of the 53 players (43.4 pct.) that began their NFL careers with Pittsburgh.
- Of the 53 players, 13 of them (24.5 pct.) were not selected in the NFL draft.
- A total of 25 of the 53 players (47.2 pct.) are in their third NFL season or less.
- A total of 50 of the 53 players (94.3 pct.) are 30 years old or younger.

BY DRAFT ROUND		BY EXPERIENCE		BY AGE	
Round	No.	Years	No.	Age	No.
1st	8	Rookie - 1	9	21-24	15
2nd or 3rd	17	2 - 3	15	25-28	25
4th or 5th	10	4 - 5	9	29-32	11
6th or 7th	6	6 - 9	17	33+	2
Undrafted	12	10+	3		

STEELERS 2023 TEAM CAPTAINS

- The Steelers selected four players to serve as team captains for the 2023 season determined by a vote of their teammates.
- QB **Kenny Pickett** was selected to serve as offensive captain, DT **Cameron Heyward** and LB **T.J. Watt** were picked to serve as defensive captains and S **Miles Killebrew** was chosen to serve as the special teams captain.
- Heyward was selected as a captain for the ninth consecutive year (2015-23).
- Only three players in franchise history have been selected captain more than Heyward -- Ben Roethlisberger (13), Sam Davis (11) and Andy Russell (10).
- Watt was named captain for the third time in his career (2020, 2022-23).
- Killebrew was named captain for the second time (2022-23).

OWNERSHIP OF 90+ YEARS

- The Steelers are one of only three current NFL franchises that have been owned by the same individual family for over 90 years.

OWNERSHIP	TEAM	YEARS
Halas Family	Chicago Bears	102
Bidwill Family	Arizona Cardinals	91
Rooney Family	Pittsburgh Steelers	90
Hunt Family	Kansas City Chiefs	64
Adams Family	Tennessee Titans	64

CLOCK TURNS TO DECEMBER

- Pittsburgh owns the NFL's third-best record in the month of December with a 122-82 (.598) mark since the 1970 AFL-NFL merger.
- The Steelers have been undefeated in December six times (1972, 1976, 1978, 2004, 2014 and 2016).
- Pittsburgh's 122 victories in the month of December are the third-most since the 1970 AFL-NFL merger.

MOST DECEMBER VICTORIES – SINCE 1970

RANK	TEAM	VICTORIES
1.	Green Bay Packers	128
2.	San Francisco 49ers	124
3.	Pittsburgh Steelers	122
4.	New England Patriots	117
5.	Miami Dolphins	116

- The Steelers' .598 winning percentage in the month of December is the third-highest since the 1970 AFL-NFL merger.

HIGHEST DECEMBER WIN PCT. – SINCE 1970

RANK	TEAM	W	L	T	WIN PCT.
1.	Green Bay Packers	128	72	2	.639
2.	San Francisco 49ers	124	82	0	.602
3.	Pittsburgh Steelers	122	82	0	.598
4.	Baltimore Ravens	66	47	0	.584
5.	New England Patriots	117	85	0	.579

- Pittsburgh is 76-31 (.710) in December home games since the 1970 AFL-NFL merger.
- The Steelers' 76 home victories in the month of December are the second-most since the 1970 AFL-NFL merger.

MOST DECEMBER HOME VICTORIES – SINCE 1970

RANK	TEAM	VICTORIES
1.	Miami Dolphins	80
2.	Pittsburgh Steelers	76
3.	San Francisco 49ers	73
4.	Kansas City Chiefs	71
5.	Green Bay Packers	70

- Pittsburgh's .710 home winning percentage in the month of December is the fourth-highest since the 1970 AFL-NFL merger.

HIGHEST DECEMBER HOME WIN PCT. – SINCE 1970

RANK	TEAM	W	L	T	WIN PCT.
1.	Green Bay Packers	70	21	0	.769
2.	Baltimore Ravens	46	17	0	.730
3.	Kansas City Chiefs	71	27	1	.722
4.	Pittsburgh Steelers	76	31	0	.710
5.	San Francisco 49ers	73	32	0	.695

- Pittsburgh owns a 44-27 (.620) record in the month of December since 2007.
- The Steelers' 44 victories in the month of December since 2007 are the fourth-most in the NFL over the span.

MOST DECEMBER VICTORIES – SINCE 2007

RANK	TEAM	WINS
1.	New England Patriots	49
	Green Bay Packers	49
3.	L.A. Chargers	45
4.	Pittsburgh Steelers	44
5.	Philadelphia Eagles	43
	Indianapolis Colts	43

- Pittsburgh's .620 winning percentage in the month of December since 2007 is the fifth-highest in the NFL over the span.

BEST DECEMBER WIN PCT. – SINCE 2007

RANK	TEAM	W	L	T	WIN PCT.
1.	Green Bay Packers	49	18	0	.731
2.	New England Patriots	49	21	0	.700
3.	L.A. Chargers	45	26	0	.634
4.	Indianapolis Colts	43	26	0	.623
5.	Pittsburgh Steelers	44	27	0	.620

- Pittsburgh owns a 29-12 (.707) home record in the month of December since 2007.
- The Steelers' 29 home victories in the month of December since 2007 are the second-most in the NFL over the span.

MOST DECEMBER HOME VICTORIES – SINCE 2007

RANK	TEAM	WINS
1.	Green Bay Packers	30
2.	Pittsburgh Steelers	29
3.	Baltimore Ravens	27
4.	Seattle Seahawks	26
5.	New England Patriots	25

- Pittsburgh's .707 home winning percentage in the month of December since 2007 is the sixth-highest in the NFL over the span.

BEST DECEMBER HOME WIN PCT. – SINCE 2007

RANK	TEAM	W	L	T	WIN PCT.
1.	Green Bay Packers	30	5	0	.857
2.	San Francisco 49ers	24	8	0	.750
3.	Indianapolis Colts	22	8	0	.733
4.	New England Patriots	25	10	0	.714
5.	Baltimore Ravens	27	11	0	.711
6.	Pittsburgh Steelers	29	12	0	.707

THE STANDARD IS THE STANDARD

- Pittsburgh has recorded 19 consecutive seasons with a .500 record or better, which is the longest active streak in the NFL and the longest streak in team history (previous record was 13, 1972-1984).

MOST ACTIVE CONSECUTIVE NON-LOSING SEASONS

RANK	TEAM	SEASONS	YEARS
1.	Pittsburgh Steelers	19	2004-22
2.	Kansas City Chiefs	10	2013-22
3.	Buffalo Bills	4	2019-22

MOST CONSECUTIVE NON-LOSING SEASONS – SINCE 1970

RANK	TEAM	SEASONS	YEARS
1.	Dallas Cowboys	21	1965-85
2.	Pittsburgh Steelers	19	2004-22
	New England Patriots	19	2001-19
4.	San Francisco 49ers	16	1983-98
	Dallas Cowboys	16	1970-85
6.	Miami Dolphins	15	1989-2003
7.	Pittsburgh Steelers	13	1972-84
	Green Bay Packers	13	1992-2004

ALL-TIME WINNING SEASONS

- Pittsburgh has a League-best 39 seasons since the 1970 AFL-NFL merger in which the team has finished above .500. The Steelers also have 19 consecutive winning seasons from 2004-22, the second longest streak in NFL history.

MOST WINNING SEASONS – SINCE 1970

RANK	TEAM	SEASONS
1.	Pittsburgh Steelers	39
2.	New England Patriots	35
	Dallas Cowboys	35
4.	Miami Dolphins	33
5.	Minnesota Vikings	32

OUT OF THE BLOCKS

- Pittsburgh LB **Alex Highsmith's** interception return for TD in Week 2 vs. Cleveland came nine seconds into the game. It was the fastest TD to open a game for the Steelers since the 1970 AFL-NFL merger.
- The previous franchise record was 12 seconds, and it came on Jan. 9, 1983 vs. San Diego (AFC Wildcard, Guy Ruff recovered a fumble on the opening kickoff).

FASTEST STEELERS OPENING TD – SINCE 1970 (REG & POST)

DATE	PLAYER	TIME	SCORE
09/18/2023	Alex Highsmith vs. Cleveland	0:11	30-yd Interception TD
01/09/1983	Guy Ruff vs. San Diego	0:12	0-yd Fumble Return TD
09/19/2010	Antonio Brown at Tennessee	0:14	89-yd Kick Return TD
11/17/2002	Hines Ward at Tennessee	0:15	72-yd Passing TD
12/23/2001	Jason Gildon vs. Detroit	0:27	27-yd Fumble Return TD
10/28/1984	Dwayne Woodruff vs. Atlanta	0:33	65-yd Fumble Return TD
12/20/2009	Mike Wallace vs. Green Bay	0:42	60-yd Passing TD
11/18/2012	Byron Leftwich vs. Baltimore	0:43	31-yd Rushing TD
01/02/2011	Mike Wallace at Cleveland	0:43	56-yd Passing TD
09/14/2003	Chad Scott at Kansas City	0:48	26-yd Interception TD
11/01/2020	Robert Spillane at Baltimore	0:54	33-yd Interception TD
09/08/1996	Rod Woodson vs. Baltimore	0:54	43-yd Interception TD

- Pittsburgh LB **Alex Highsmith** picked off Deshaun Watson on the Browns' first offensive play of the game and returned 30 yards for a TD. It marked the first interception return for TD since Week 1 of 2022 (**Minkah Fitzpatrick** at Cincinnati) and first interception return for TD by a linebacker since Week 8 of 2020 (Robert Spillane at Baltimore).

- Pittsburgh LB **Alex Highsmith** picked off Deshaun Watson on the Browns' first offensive play of the game and returned 30 yards for a TD. It marked the first interception return for TD at home since Week 12 of 2020 (Joe Haden vs. Baltimore) and first interception return for TD at home by a linebacker since Week 14 of 2010 (LaMarr Woodley vs. Cincinnati).
- Alex Highsmith** is the first Steeler to record an interception on the first play from scrimmage in a game since William Gay in 2014, who picked off the Titans' Zach Mettenberger.
- Since 1994, Highsmith and Gay are the only Steelers to do it.

RENEGADES

- In their victory in Week 2, Steelers LBs **Alex Highsmith** and **T.J. Watt** both recorded a sack and defensive TD.
- Highsmith and Watt became the first pair of teammates to each post a sack and TD in the same game since 1982, when the sack became an official statistic.
- Pittsburgh became the first team to record at least 6.0 sacks, four takeaways and two defensive TDs in the same game since New England in Week 2 of the 2019 season.

CIRCLE THE WAGONS

- Pittsburgh lost in Week 4 at Houston, 30-6. The Steelers have remarkable success of rebounding following losses of 20+ points.
- Pittsburgh was on the wrong side of a 30-7 defeat in Week 1 vs. San Francisco, but rebounded with a 26-22 victory in Week 2 vs. Cleveland.
- Pittsburgh owns a 12-2 record in games following losses of 20+ points since 2007, when **Mike Tomlin** took the reins as head coach of the Steelers.
- Pittsburgh's .857 winning percentage in games following losses of 20+ points is the highest in the NFL since 2007.

BEST RECORDS AFTER 20+ POINT LOSS – SINCE 2007 (MIN. 10)

RANK	TEAM	W	L	T	WIN PCT.
1.	Pittsburgh Steelers	12	2	0	.857
2.	L.A. Chargers	7	3	0	.700
	New Orleans Saints	7	3	0	.700
4.	Green Bay Packers	8	4	0	.667
5.	Dallas Cowboys	12	7	0	.632

- Pittsburgh has won six straight games following a loss of 20+ points, including 12 of its last 14 such outings.

GAME-BY-GAME AFTER 20+ POINT LOSS – SINCE 2007

20+ DEFEATS			NEXT GAME		
Date	Opp.	Result	Date	Opp.	Result
10/01/2023	at Texans	L, 6-30	10/08/2023	vs. Ravens	W, 17-10
09/10/2023	vs. 49ers	L, 7-30	09/18/2023	vs. Browns	W, 26-22
10/30/2022	at Eagles	L, 13-35	11/13/2022	vs. Saints	W, 20-10
10/09/2022	at Bills	L, 3-38	10/16/2022	vs. Buccaneers	W, 20-18
12/26/2021	at Chiefs	L, 10-36	01/03/2022	vs. Browns	W, 26-14
11/28/2021	at Bengals	L, 10-41	12/05/2021	vs. Ravens	W, 20-19
09/08/2019	at Patriots	L, 3-33	09/15/2019	vs. Seahawks	L, 26-28
10/08/2017	vs. Jaguars	L, 9-30	10/15/2017	at Chiefs	W, 19-13
09/25/2016	at Eagles	L, 3-34	10/02/2016	vs. Chiefs	W, 43-14
10/12/2014	at Browns	L, 10-31	10/20/2014	vs. Texans	W, 30-23
09/11/2014	at Ravens	L, 6-26	09/21/2014	at Panthers	W, 37-19
11/03/2013	at Patriots	L, 31-55	11/10/2013	vs. Bills	W, 23-10
09/11/2011	at Ravens	L, 7-35	09/18/2011	vs. Seahawks	W, 24-0
12/09/2007	at Patriots	L, 13-34	12/16/2007	vs. Jaguars	L, 22-29

- The Steelers are 10-2 (.833) in home games following a loss of 20+ points.
- Pittsburgh's .833 home winning percentage in games following losses of 20+ points is the highest in the NFL since 2007 (min. 10 games).

BEST HOME RECORDS AFTER 20+ POINT LOSS – SINCE 2007 (MIN. 10)

RANK	TEAM	W	L	T	WIN PCT.
1.	Pittsburgh Steelers	10	2	0	.833
2.	Baltimore Ravens	7	4	0	.636
3.	Cincinnati Bengals	7	4	1	.625
	Carolina Panthers	10	6	0	.625
5.	Arizona Cardinals	11	7	0	.611

- Pittsburgh owns a 43-11 record in games following losses of 20+ points since the 1970 AFL-NFL merger.
- Pittsburgh's .796 winning percentage in games following losses of 20+ points is the highest in the NFL since the 1970 AFL-NFL merger (min. 50 games).

BEST RECORDS AFTER 20+ POINT LOSS – SINCE 1970 (MIN. 50)

RANK	TEAM	W	L	T	WIN PCT.
1.	Pittsburgh Steelers	43	11	0	.796
2.	Denver Broncos	36	27	0	.571
	Dallas Cowboys	32	24	0	.571
4.	Kansas City Chiefs	34	29	0	.540
5.	Seattle Seahawks	34	34	0	.500

- Pittsburgh owns a 33-7 home record in games following losses of 20+ points since the 1970 AFL-NFL merger.
- Pittsburgh's .825 home winning percentage in games following losses of 20+ points is the highest in the NFL since the 1970 AFL-NFL merger (min. 25 games).

BEST HOME RECORDS AFTER 20+ POINT LOSS – SINCE 1970 (MIN. 25)

RANK	TEAM	W	L	T	WIN PCT.
1.	Pittsburgh Steelers	33	7	0	.825
2.	Denver Broncos	25	14	0	.641
3.	Kansas City Chiefs	24	15	0	.615
4.	Dallas Cowboys	18	12	0	.600
5.	Buffalo Bills	24	16	1	.598

- Pittsburgh has only suffered 14 defeats of 20+ points since 2007, when **Mike Tomlin** took the reins as head coach of the Steelers, which is the fifth-fewest in the NFL.

FEWEST 20+ POINT LOSSES – SINCE 2007

RANK	TEAM	GAMES
1.	L.A. Chargers	10
	New Orleans Saints	10
3.	New England Patriots	12
	Green Bay Packers	12
5.	Pittsburgh Steelers	14

- Pittsburgh owns a 8-1 record in games following losses of 23+ points since 2007, when **Mike Tomlin** took the reins as head coach of the Steelers.
- Pittsburgh's .889 winning percentage in games following losses of 23+ points is the highest in the NFL since 2007.

BEST RECORDS AFTER 23+ POINT LOSS – SINCE 2007

RANK	TEAM	W	L	T	WIN PCT.
1.	Pittsburgh Steelers	8	1	0	.889
2.	Green Bay Packers	6	2	0	.750
3.	L.A. Chargers	7	3	0	.700
	Philadelphia Eagles	7	3	0	.700
	Arizona Cardinals	14	6	0	.700

- Pittsburgh has won five straight games following a loss of 23+ points, including 11 of its last 12 such outings.

GAME-BY-GAME AFTER 20+ POINT LOSS – SINCE 2007

23+ DEFEATS			NEXT GAME		
Date	Opp.	Result	Date	Opp.	Result
10/01/2023	at Texans	L, 6-30	10/08/2023	vs. Ravens	W, 17-10
09/10/2023	vs. 49ers	L, 7-30	09/18/2023	vs. Browns	W, 26-22
10/09/2022	at Bills	L, 3-38	10/16/2022	vs. Buccaneers	W, 20-18
12/26/2021	at Chiefs	L, 10-36	01/03/2022	vs. Browns	W, 26-14
11/28/2021	at Bengals	L, 10-41	12/05/2021	vs. Ravens	W, 20-19
09/08/2019	at Patriots	L, 3-33	09/15/2019	vs. Seahawks	L, 26-28
09/25/2016	at Eagles	L, 3-34	10/02/2016	vs. Chiefs	W, 43-14
11/03/2013	at Patriots	L, 31-55	11/10/2013	vs. Bills	W, 23-10
09/11/2011	at Ravens	L, 7-35	09/18/2011	vs. Seahawks	W, 24-0

- The Steelers are 8-1 in home games following a loss of 23+ points.
- Pittsburgh's .889 home winning percentage in games following losses of 20+ points is the highest in the NFL since 2007 (min. eight games).

BEST HOME RECORDS AFTER 23+ POINT LOSS – SINCE 2007 (MIN. 8)

RANK	TEAM	W	L	T	WIN PCT.
1.	Pittsburgh Steelers	8	1	0	.889
2.	Cincinnati Bengals	7	2	1	.750
3.	Carolina Panthers	7	3	0	.700
4.	Arizona Cardinals	8	5	0	.615
5.	Cleveland Browns	6	4	0	.600
	Tennessee Titans	9	6	0	.600

- Pittsburgh owns a 26-8 record in games following losses of 23+ points since the 1970 AFL-NFL merger.
- Pittsburgh's .765 winning percentage in games following losses of 23+ points is the highest in the NFL since the 1970 AFL-NFL merger (min. 25 games).

BEST RECORDS AFTER 23+ POINT LOSS – SINCE 1970 (MIN. 25)

RANK	TEAM	W	L	T	WIN PCT.
1.	Pittsburgh Steelers	26	8	0	.765
2.	Denver Broncos	29	19	0	.604
3.	Dallas Cowboys	20	18	0	.526
4.	Kansas City Chiefs	21	19	0	.525
5.	L.A. Chargers	26	27	1	.491

- Pittsburgh owns a 20-6 home record in games following losses of 23+ points since the 1970 AFL-NFL merger.
- Pittsburgh's .769 home winning percentage in games following losses of 23+ points is the highest in the NFL since the 1970 AFL-NFL merger (min. 25 games).

BEST HOME RECORDS AFTER 23+ POINT LOSS – SINCE 1970 (MIN. 25)

RANK	TEAM	W	L	T	WIN PCT.
1.	Pittsburgh Steelers	20	6	0	.769
2.	Denver Broncos	20	9	0	.690
3.	Chicago Bears	17	14	0	.548
4.	Tennessee Titans	22	19	0	.537
5.	Detroit Lions	20	18	1	.526

- Pittsburgh has only suffered nine defeats of 23+ points since 2007, when **Mike Tomlin** took the reins as head coach of the Steelers, which is the fifth-fewest in the NFL.

FEWEST 23+ POINT LOSSES – SINCE 2007

RANK	TEAM	GAMES
1.	New Orleans Saints	7
2.	New England Patriots	8
	Baltimore Ravens	8
	Green Bay Packers	8
5.	Pittsburgh Steelers	9

- Pittsburgh's Week 5 game vs. Baltimore marked the fourth time since 2007, when **Mike Tomlin** took the reins as head coach of the Steelers, that Pittsburgh, coming off a loss of 20+ points, played a team coming off a victory of 20+ points.
- The Steelers and head coach **Mike Tomlin** have won three of the four previous games when coming off a loss of 20+ points against a team coming off a victory of 20+ points.

GAME-BY-GAME AFTER OPPONENT 20+ POINT VICTORY, STEELERS 20+ POINT LOSS – SINCE 2007

OPP. PREVIOUS GAME			NEXT GAME		
Date	Opp.	Result	Date	Opp.	Result
10/01/2023	BLT vs. CLE	W, 28-4	10/08/2023	vs. Ravens	W, 17-10
09/10/2023	CLE vs. CIN	W, 24-3	09/18/2023	vs. Browns	W, 26-22
09/25/2016	KC vs. NYJ	W, 24-3	10/02/2016	vs. Chiefs	W, 43-14
12/09/2007	JAX vs. CAR	W, 37-6	12/16/2007	vs. Jaguars	L, 22-29

- Pittsburgh's Week 5 game vs. Baltimore marked the sixth time in franchise history that the Steelers, coming off a loss of 20+ points, played a team coming off a victory of 20+ points.
- Pittsburgh owns a 5-1 record in games coming off a loss of 20+ points vs. an opponent coming off a victory of 20+ points since the 1970 AFL-NFL merger.
- The Steelers' .833 winning percentage in games coming off a loss of 20+ points vs. an opponent coming off a victory of 20+ points is the highest in the NFL since the 1970 AFL-NFL merger (min. five games).

STEELERS DEFENSE BREAKS THE BROWNS

- Pittsburgh registered 6.0 sacks, four forced fumbles, three opponent fumbles recovered, an interception return TD and fumble return TD. The last NFL team to do all of that in one game was the Browns in a 51-0 win on September 10, 1989 - against the Steelers.

SLAM THE RUN

- Pittsburgh held Cincinnati to only 12 yards rushing in the first half in Week 12 – the fewest yards rushing in a first half by the Bengals since Week 8 of 2021 at N.Y. Jets (11 yards).
- Pittsburgh did not allow Cincinnati a single rushing first down. The Steelers have not held an opponent without a first down by rush since since Week 15 of 2022 at Carolina.
- Pittsburgh limited the Bengals to just 25 yards rushing on 11 carries (2.3 avg.). The 25 yards rushing for Cincinnati was its fewest in a game since Week 16 of 2012 at Pittsburgh (14 yards rushing). The 25 yards rushing for the Bengals was tied for their third-fewest in franchise history (dating back to 1970).

FEWEST RUSH YARDS BY CINCINNATI IN FRANCHISE HISTORY

RANK	OPP. (DATE)	RUSH YDS
1.	at Baltimore (09/24/2000)	4
2.	at Pittsburgh (12/23/2012)	14
3.	vs. Pittsburgh (11/26/2023)	25
	vs. San Francisco (09/15/2019)	25
5.	at Pittsburgh (09/26/1971)	28
	vs. Green Bay (09/20/1998)	28
	at Buffalo (11/04/2007)	28

NO FIRST DOWN FOR YOU

- Since the start of the 2019 season, Pittsburgh has allowed 19.0 first downs/game, which is the fourth-fewest in the NFL over that span.

FEWEST FIRST DOWNS/GAME – SINCE 2019

RANK	TEAM	1ST/GAME
1.	San Francisco 49ers	18.3
2.	New England Patriots	18.4
3.	New Orleans Saints	18.9
4.	Pittsburgh Steelers	19.0
5.	Buffalo Bills	19.1

- Since the start of the 2019 season, Pittsburgh has allowed 5.2 yards/play, which is tied for the sixth-fewest in the NFL over that span.

FEWEST YARDS/PLAY – SINCE 2019

RANK	TEAM	YDS/PLAY
1.	San Francisco 49ers	4.9
2.	Buffalo Bills	5.1
	New Orleans Saints	5.1
	New England Patriots	5.1
	L.A. Rams	5.1
6.	Pittsburgh Steelers	5.2
	Two other teams tied with	5.2

KEEPING THE POINTS DOWN

- Prior to the Week 1 loss vs. San Francisco, Pittsburgh had limited seven straight opponents to 17 points or less dating back to the 2022 season. The seven-game streak was the longest active streak in the NFL.
- Pittsburgh's seven-game streak of holding its opponents to 17 points or less was tied for the sixth-longest in single-season franchise history and longest since an eight-game streak in the 2001 season.

LONGEST STREAK OF 17 PTS ALLOWED OR LESS – FRANCHISE HISTORY

RANK	YEAR	START	END	GAMES
1.	1946	Sept. 20	Dec. 1	11
	1976	Week 6	Week 14	9
	1974	Week 6	Week 14	9
4.	2001	Week 3	Week 10	8
	1942	Oct. 4	Nov. 29	8
6.	2022	Week 12	Week 1, 2023	7
	1994	Week 10	Week 16	7
	1978	Week 10	Week 16	7
	1978	Week 1	Week 7	7
	1975	Week 8	Week 14	7

- The Steelers have limited five opponents to 17 points or less in 2023, including Baltimore (Week 5), L.A. Rams (Week 7), Tennessee (Week 9), Cleveland (Week 11) and Cincinnati (Week 12).

MOST GAMES 17 PTS OR LESS ALLOWED – SINCE 2023

RANK	TEAM	GAMES
1.	San Francisco 49ers	7
	Baltimore Ravens	7
	Dallas Cowboys	7
4.	Kansas City Chiefs	6
	Houston Texans	6
	N.Y. Jets	6
	Miami Dolphins	6
8.	Pittsburgh Steelers	5
	Four other teams tied with	5

- Pittsburgh has limited 12 of its last 19 opponents to 17 points or less since Week 12 of 2022.

MOST GAMES 17 PTS OR LESS ALLOWED – SINCE WEEK 12 OF 2022

RANK	TEAM	GAMES
1.	Pittsburgh Steelers	12
	San Francisco 49ers	12
	Baltimore Ravens	12
4.	Cleveland Browns	10
5.	Kansas City Chiefs	9
	New Orleans Saints	9

- Since the start of the 2019 season, Pittsburgh has allowed 20.4 points/game, which is the fifth-fewest allowed in the NFL over that span.

FEWEST POINTS/GAME ALLOWED – SINCE 2019

RANK	TEAM	PTS/GAME
1.	Buffalo Bills	18.6
2.	Baltimore Ravens	19.0
	New England Patriots	19.0
4.	San Francisco 49ers	19.6
5.	Pittsburgh Steelers	20.4

- Since the start of the 2019 season, Pittsburgh has limited its opponents to 24 points or less in 58 different games, which is the third-most in the NFL over that span.

MOST GAMES ALLOWING 24 POINTS OR LESS – SINCE 2019

RANK	TEAM	GAMES
1.	Buffalo Bills	60
2.	Baltimore Ravens	59
3.	Pittsburgh Steelers	58
4.	L.A. Rams	54
	Green Bay Packers	54

MAKE A COMPLETE STOP IN THE RED ZONE

- Since the start of the 2019 season, Pittsburgh has allowed 51.7 percent red zone efficiency, which is the third-lowest in the NFL over that span.

LOWEST OPPONENT RED ZONE EFFICIENCY – SINCE 2019

RANK	TEAM	RZ EFF. %
1.	Denver Broncos	47.9
2.	Baltimore Ravens	50.2
3.	Pittsburgh Steelers	51.7
4.	N.Y. Giants	53.6
5.	Minnesota Vikings	53.7

NO FLY ZONE

- Since the start of the 2019 season, Pittsburgh opponents are averaging 210.1 passing yds/game, which is the fifth-fewest allowed in the NFL over that span.

FEWEST PASSING YARDS/GAME ALLOWED – SINCE 2019

RANK	TEAM	GAMES
1.	Buffalo Bills	201.2
2.	San Francisco 49ers	204.7
	New England Patriots	204.7
4.	Cleveland Browns	205.7
5.	Pittsburgh Steelers	210.1

- Since the start of the 2019 season, Pittsburgh is averaging an interception 3.2% per pass attempted, which is the second-highest in the NFL over that span.

HIGHEST PCT. OF INTERCEPTIONS/OPP. PASS ATTEMPTS – SINCE 2019

RANK	TEAM	INT/ATT
1.	New England Patriots	3.5
2.	Pittsburgh Steelers	3.2
3.	Buffalo Bills	2.9
4.	Dallas Cowboys	2.8
5.	Green Bay Packers	2.7
	Indianapolis Colts	2.7

- Pittsburgh has recorded 32 interceptions since the start of the 2022 season, which is the second-most in the NFL.

NFL MOST INTERCEPTIONS – SINCE 2022

RANK	TEAM	INT
1.	San Francisco 49ers	35
2.	Pittsburgh Steelers	32
3.	Dallas Cowboys	29
	Buffalo Bills	28
5.	Chicago Bears	27
	Houston Texans	27

- Pittsburgh has recorded 83 interceptions since the start of the 2019 season, which is the second-most in the NFL over the span.

NFL MOST INTERCEPTIONS – SINCE 2019

RANK	TEAM	INT
1.	New England Patriots	91
2.	Pittsburgh Steelers	83
3.	Buffalo Bills	76
4.	Minnesota Vikings	72
	Dallas Cowboys	72

STEELERS GROUND THE PASSING GAME

- Pittsburgh has limited 39 opponents at or below a 60.0 completion percentage since the start of the 2019 season, which is tied for the most in the NFL over the span.

MOST GAMES 60.0 OR LESS OPPONENT COMPLETION PCT. – SINCE 2019

RANK	TEAM	GAMES
1.	Pittsburgh Steelers	39
	New Orleans Saints	39
3.	Cleveland Browns	38
4.	Dallas Cowboys	32
5.	New England Patriots	31
	Cincinnati Bengals	31

- The Steelers have held 36 opponents under 200 passing yards since the start of the 2019 season, which is tied for the fifth-most in the NFL over the span.

- Pittsburgh has registered 32 strip sacks since the start of the 2019 season, which is the fifth-most in the NFL over the span.

MOST GAMES 200 OR LESS PASSING YARDS ALLOWED – SINCE 2019

RANK	TEAM	GAMES
1.	San Francisco 49ers	42
	Buffalo Bills	42
3.	New England Patriots	37
	Carolina Panthers	37
5.	Pittsburgh Steelers	36
	Denver Broncos	36
	Baltimore Ravens	36
	L.A. Chargers	36

- Pittsburgh has held 71 opponents under 300 passing yards since the start of the 2019 season, which is tied for the second-most in the NFL over the span.

MOST GAMES 300 OR LESS PASSING YARDS ALLOWED – SINCE 2019

RANK	TEAM	GAMES
1.	New Orleans Saints	73
2.	Pittsburgh Steelers	71
	Green Bay Packers	71
4.	Cleveland Browns	70
	L.A. Rams	70

- Pittsburgh has allowed 300 or more passing yards in a game just seven times since the start of the 2019 season, which is tied for the second-fewest in the NFL over the span. The teams to throw for 300 yards against the Steelers over their last 78 games include Houston (2023), Cincinnati (2022), Buffalo (2022), L.A. Chargers (2021), Las Vegas Raiders (2021), New England (2019) and L.A. Chargers (2019).

FEWEST 300-YARD+ PASSING YARDS ALLOWED – SINCE 2019

RANK	TEAM	GAMES
1.	New Orleans Saints	5
2.	Pittsburgh Steelers	7
	Green Bay Packers	7
4.	Cleveland Browns	8
	L.A. Rams	8

LIVING IN THE BACKFIELD

- Since the start of the 2019 season, Pittsburgh has registered 417 tackles for loss, which is the second-most in the NFL over that span.

MOST TACKLES FOR LOSS – SINCE 2019

RANK	TEAM	TFL
1.	Buffalo Bills	418
2.	Pittsburgh Steelers	417
3.	Tampa Bay Buccaneers	415
4.	Arizona Cardinals	407
5.	Philadelphia Eagles	394

STACKING UP SACKS

- The Steelers have registered a sack in 115 of their last 121 games, dating back to Nov. 6, 2016 at Baltimore (LB **T.J. Watt** did not play in four of those games without a sack).
- Pittsburgh has recorded a sack in 245 of **Mike Tomlin's** 270 career games as head coach.

MOST STRIP SACKS – SINCE 2019

RANK	TEAM	STRIP SACKS
1.	Tampa Bay Buccaneers	37
2.	Arizona Cardinals	34
3.	Philadelphia Eagles	33
	Baltimore Ravens	33
5.	Pittsburgh Steelers	32

- The Steelers have registered at least 1.0 sack in 72 games since the start of the 2019 season, which is tied for the second-most in the NFL over the span.

MOST GAMES WITH 1.0 SACK – SINCE 2019

RANK	TEAM	GAMES
1.	Tampa Bay Buccaneers	75
2.	Pittsburgh Steelers	72
	New Orleans Saints	72
	Indianapolis Colts	72
	San Francisco 49ers	72
	Dallas Cowboys	72
	Miami Dolphins	72

- The Steelers have registered at least 2.0 sacks in 61 games since the start of the 2019 season, which is the second-most in the NFL over the span.

MOST GAMES WITH 2.0 SACKS – SINCE 2019

RANK	TEAM	GAMES
1.	L.A. Rams	62
2.	Pittsburgh Steelers	61
3.	San Francisco 49ers	60
4.	Tampa Bay Buccaneers	59
5.	New Orleans Saints	58
	Dallas Cowboys	58

- The Steelers have registered at least 3.0 sacks in 44 games since the start of the 2019 season, which is the most in the NFL over the span.

MOST GAMES WITH 3.0 SACKS – SINCE 2019

RANK	TEAM	GAMES
1.	Pittsburgh Steelers	44
2.	L.A. Rams	42
3.	Tampa Bay Buccaneers	41
4.	Washington Commanders	40
5.	Philadelphia Eagles	39

- Pittsburgh has recorded at least 4.0 sacks in 31 games since the start of the 2019, which is the most in the NFL over the span.

MOST GAMES WITH 4.0 SACKS – SINCE 2019

RANK	TEAM	GAMES
1.	Pittsburgh Steelers	31
2.	Philadelphia Eagles	24
	Tampa Bay Buccaneers	24
4.	Washington Commanders	23
	Kansas City Chiefs	23

- The Steelers have registered 5.0 or more sacks in 15 games since the start of the 2019 season, which is tied for the second-most in the NFL over the span.

MOST GAMES WITH 5.0 SACKS – SINCE 2019

RANK	TEAM	GAMES
1.	Philadelphia Eagles	16
2.	Pittsburgh Steelers	15
	Tampa Bay Buccaneers	15
4.	L.A. Rams	13
	Baltimore Ravens	13
	Dallas Cowboys	13

- The Steelers have registered 6.0 or more sacks in seven games since the start of the 2019 season, which is tied for the second-most in the NFL over the span.

MOST GAMES WITH 6.0 SACKS – SINCE 2019

RANK	TEAM	GAMES
1.	Philadelphia Eagles	11
2.	Pittsburgh Steelers	7
	New Orleans Saints	7
	Tampa Bay Buccaneers	7
	Buffalo Bills	7

- Pittsburgh has recorded 6.0 or more team sacks 62 times since sacks became an official statistic in 1982. In those 62 games, the Steelers have a 51-10-1 (.831) record and has outscored its opponents 1,541-826.

RECORD WHEN RECORDING 6.0+ SACKS

DATE	OPPONENT	SACKS	RESULT
09/18/2023	vs. Cleveland Browns	6.0	W, 26-22
01/08/2023	vs. Cleveland Browns	7.0	W, 28-14
09/11/2022	at Cincinnati Bengals	7.0	W, 23-20
01/03/2022	vs. Cleveland Browns	9.0	W, 26-14
12/05/2021	vs. Baltimore Ravens	7.0	W, 20-19
09/20/2020	vs. Denver Broncos	7.0	W, 26-21
09/30/2019	vs. Cincinnati Bengals	8.0	W, 27-3
11/18/2018	at Jacksonville Jaguars	6.0	W, 20-16
10/07/2018	vs. Atlanta Falcons	6.0	W, 41-17
09/09/2018	at Cleveland Browns	7.0	T, 21-21
12/31/2017	vs. Cleveland Browns	6.0	W, 28-24
12/25/2017	at Houston Texans	7.0	W, 34-6
09/10/2017	at Cleveland Browns	7.0	W, 21-18
11/20/2016	at Cleveland Browns	8.0	W, 24-9
01/03/2016	at Cleveland Browns	7.0	W, 28-12
11/15/2015	vs. Cleveland Browns	6.0	W, 30-9
12/21/2014	vs. Kansas City Chiefs	6.0	W, 20-12
12/23/2012	vs. Cincinnati Bengals	6.0	L, 10-13
11/21/2010	vs. Oakland Raiders	6.0	W, 35-3
10/17/2010	vs. Cleveland Browns	6.0	W, 28-10
10/11/2009	at Detroit Lions	7.0	W, 28-20
11/03/2008	at Washington Redskins	7.0	W, 23-6
10/19/2008	at Cincinnati Bengals	7.0	W, 38-10
11/05/2007	vs. Baltimore Ravens	6.0	W, 38-7
09/09/2007	at Cleveland Browns	6.0	W, 34-7
10/29/2006	at Oakland Raiders	6.0	L, 13-20
09/24/2006	vs. Cincinnati Bengals	6.0	L, 20-28
12/24/2005	at Cleveland Browns	8.0	W, 41-0
09/18/2005	at Houston Texans	8.0	W, 27-7
12/23/2002	at Tampa Bay Buccaneers	6.0	W, 17-7
12/15/2002	vs. Carolina Panthers	6.0	W, 30-14
12/23/2001	vs. Detroit Lions	6.0	W, 47-14
11/11/2001	at Cleveland Browns	7.0	W, 15-12

DATE	OPPONENT	SACKS	RESULT
10/21/2001	at Tampa Bay Buccaneers	10.0	W, 17-10
12/24/2000	at San Diego Chargers	6.0	W, 34-21
10/01/2000	at Jacksonville Jaguars	7.0	W, 24-13
11/14/1999	vs. Cleveland Browns	6.0	L, 15-16
10/25/1999	vs. Atlanta Falcons	7.0	W, 13-9
10/18/1998	vs. Baltimore Ravens	7.0	W, 16-6
11/30/1997	at Arizona Cardinals	10.0	W, 26-20
09/28/1997	vs. Houston Oilers	7.0	W, 37-24
11/17/1996	vs. Jacksonville Jaguars	6.0	W, 28-3
11/03/1996	vs. St. Louis Rams	6.0	W, 42-6
10/13/1996	vs. Cincinnati Bengals	10.0	W, 20-10
12/03/1995	vs. Houston Oilers	6.0	W, 21-7
10/29/1995	vs. Jacksonville Jaguars	7.0	W, 24-7
11/14/1994	vs. Buffalo Bills	7.0	W, 23-10
11/06/1994	at Houston Oilers	6.0	W, 12-9
10/03/1994	vs. Houston Oilers	6.0	W, 30-14
11/29/1992	at Cincinnati Bengals	10.0	W, 21-9
09/09/1990	at Cleveland Browns	7.0	L, 3-13
09/28/1986	at Houston Oilers	6.0	W, 22-16
10/20/1985	vs. St. Louis Cardinals	6.0	W, 23-10
09/16/1985	at Cleveland Browns	6.0	L, 7-17
11/19/1984	at New Orleans Saints	6.0	L, 24-27
10/21/1984	at Indianapolis Colts	6.0	L, 16-17
10/01/1984	vs. Cincinnati Bengals	6.0	W, 38-17
10/10/1983	at Cincinnati Bengals	9.0	W, 24-14
09/18/1983	at Houston Oilers	6.0	W, 40-28
09/04/1983	vs. Denver Broncos	7.0	L, 10-14
12/19/1982	at Cleveland Browns	6.0	L, 9-10
12/05/1982	vs. Kansas City Chiefs	8.0	W, 35-14

BLITZBURGH

- The Steelers rank in the top three in sacks dating back to the start of every season since 1982 (except 2022 and 2023).

MOST SACKS DATING BACK

YEAR	SACKS	NFL RANK	SECOND IN NFL
2023	34	†-12th	Baltimore, 47 (1st)
2022	74	15th	Philadelphia, 104 (1st)
2021	129	†-3rd	Dallas, 133 (†-1st)
			Philadelphia, 133 (†-1st)
2020	185	1st	Philadelphia, 182
2019	239	1st	Philadelphia, 225
2018	291	1st	Philadelphia, 269
2017	347	1st	Philadelphia, 307
			L.A. Rams, 307
2016	385	1st	Philadelphia, 341
2015	433	1st	L.A. Rams, 379
2014	466	1st	Philadelphia, 427
2013	500	1st	L.A. Rams, 472
2012	537	1st	L.A. Rams, 524
2011	562	1st	L.A. Rams, 563
2010	620	1st	L.A. Rams, 606
2009	667	1st	L.A. Rams, 631
2008	718	1st	Philadelphia, 675
2007	754	1st	Philadelphia, 712
2006	793	1st	Philadelphia, 752
2005	840	1st	Philadelphia, 781
2004	881	1st	Philadelphia, 828
2003	916	1st	Philadelphia, 866
2002	966	1st	Philadelphia, 922
2001	1,021	1st	Philadelphia, 967
2000	1,060	1st	Philadelphia, 1,017

YEAR	SACKS	NFL RANK	SECOND IN NFL
1999	1,099	1st	Philadelphia, 1,054
1998	1,140	1st	Philadelphia, 1,096
1997	1,188	1st	Philadelphia, 1,139
1996	1,242	1st	Philadelphia, 1,179
1995	1,281	1st	Philadelphia, 1,227
1994	1,336	1st	Philadelphia, 1,269
1993	1,378	1st	Philadelphia, 1,305
1992	1,414	1st	Philadelphia, 1,360
1991	1,452	1st	Philadelphia, 1,415
1990	1,486	1st	Philadelphia, 1,460
1989	1,517	2nd	Philadelphia, 1,522 (1st)
1988	1,536	2nd	Philadelphia, 1,564 (1st)
1987	1,562	2nd	Philadelphia, 1,621 (1st)
1986	1,605	2nd	Philadelphia, 1,674 (1st)
1985	1,641	2nd	Philadelphia, 1,727 (1st)
1984	1,688	2nd	Philadelphia, 1,787 (1st)
1983	1,738	2nd	Philadelphia, 1,823 (1st)
1982	1,772	2nd	Philadelphia, 1,853 (1st)

- The Steelers have record 50 or more sacks in five of the last six seasons. In 2021, Pittsburgh became the first team in the NFL to record 50 or more sacks in five consecutive seasons since Washington, Chicago and Dallas (1983-87).
- The five-year streak with 50 or more sacks was tied for the longest in NFL history.

NFL MOST CONSECUTIVE 50-SACK SEASONS – SINCE 1982

RANK	TEAM	SEASONS
1.	Pittsburgh Steelers (2017-21)	5
	Washington (1983-87)	5
	Chicago Bears (1983-87)	5
	Dallas Cowboys (1983-87)	5
5.	N.Y. Giants (1985-88), San Francisco 49ers (1983-86)	4
	Philadelphia Eagles (1984-87), L.A. Raiders (1983-86)	4

- The Steelers have eclipsed the 50-sack plateau 11 times since sacks became an official statistic in 1982.

NFL MOST 50-SACK SEASONS – SINCE 1982

RANK	TEAM	SEASONS
1.	Pittsburgh Steelers	11
	Philadelphia Eagles	11
3.	L.A. Rams	10
4.	New Orleans Saints	9
5.	N.Y. Giants	7
	Kansas City Chiefs	7
	Dallas Cowboys	7

- Pittsburgh has led the League in sacks in five of the previous six seasons, including five straight seasons (2017-21). The Steelers were the first team in NFL history to lead the NFL in sacks in five straight seasons.

- Since the start of the 2019 season, Pittsburgh is averaging a sack 9.3% of the time, which is highest in the NFL over that span.

HIGHEST PCT. OF SACKS/OPPONENT PASS ATTEMPTS – SINCE 2019

RANK	TEAM	SK/ATT
1.	Pittsburgh Steelers	9.3
2.	Philadelphia Eagles	8.2
3.	L.A. Rams	8.0
	Washington Commanders	8.0
5.	Dallas Cowboys	7.8
	New Orleans Saints	7.8
	San Francisco 49ers	7.8
	Buffalo Bills	7.8

STEELERS DEFENSE NO STRANGER TO ENDZONE

- Below is a look at Pittsburgh's most recent defensive scores. The Steelers are 58-5 (.921) when producing a defensive score. Pittsburgh is 49-4 (.925) when scoring a defensive TD and 9-1 (.900) when recording a safety.

STEELERS DEFENSIVE SCORES – SINCE 2000

DATE	DEFENSIVE SCORE	OPP.	RESULT
09/18/2023	T.J. Watt 16-yard FR	vs. CLE	W, 26-22
09/18/2023	Alex Highsmith 30-yard INT	vs. CLE	W, 26-22
09/11/2022	Minkah Fitzpatrick 31-yard INT	at CIN	W, 23-20 (ot)
12/02/2020	Joe Haden 14-yard INT	vs. BLT	W, 19-14
11/01/2020	Robert Spillane 33-yard INT	at BLT	W, 28-24
10/18/2020	Minkah Fitzpatrick 33-yard INT	vs. CLE	W, 38-7
09/20/2020	Derek Watt safety (Sam Martin)	vs. DEN	W, 26-21
11/10/2019	Minkah Fitzpatrick 43-yard FR	vs. LAR	W, 17-12
11/03/2019	Minkah Fitzpatrick 96-yard INT	vs. IND	W, 26-24
10/13/2019	Devin Bush 9-yard FR	at LAC	W, 24-17
11/08/2018	Vince Williams 17-yard INT	vs. CAR	W, 52-21
10/28/2018	Team safety	vs. CLE	W, 33-18
10/07/2018	L.J. Fort 0-yard FR	vs. ATL	W, 41-17
09/24/2018	Bud Dupree 10-yard INT	at TB	W, 30-27
09/16/2018	Artie Burns safety (Kareem Hunt)	vs. KC	L, 42-37
10/15/2017	Team safety	at KC	W, 19-13
12/04/2016	Team safety	vs. NYG	W, 24-14
11/20/2016	Javon Hargrave 0-yard FR	at CLE	W, 24-9
12/13/2015	William Gay 23-yard INT	at CIN	W, 33-20
10/12/2015	Valentino Blake 70-yard INT	at SD	W, 24-20
12/14/2014	William Gay 52-yard INT	at ATL	W, 27-20
11/17/2014	William Gay 28-yard INT	at TEN	W, 27-24
10/26/2014	Team safety	vs. IND	W, 51-34
10/26/2014	William Gay 33-yard INT	vs. IND	W, 51-34
10/05/2014	Brice McCain 22-yard INT	at JAX	W, 17-9
09/21/2014	Robert Golden 0-yard FR	at CAR	W, 37-19
12/22/2013	Cortez Allen 40-yard INT	at GB	W, 38-31
12/08/2013	Troy Polamalu 19-yard INT	vs. MIA	L, 34-28
11/24/2013	William Gay 21-yard INT	at CLE	W, 27-11
11/25/2012	Lawrence Timmons 53-yard INT	at CLE	L, 20-14
10/23/2011	Team safety	at ATL	W, 32-20
09/25/2011	Troy Polamalu 16-yard FR	at IND	W, 23-20
12/12/2010	LaMarr Woodley 14-yard INT	vs. CIN	W, 23-7
12/12/2010	Troy Polamalu 45-yard INT	vs. CIN	W, 23-7
09/26/2010	Brett Keisel 79-yard INT	at TB	W, 38-13
11/09/2009	Robert Ayers Jr. 54-yard FR	at DEN	W, 28-10
10/25/2009	LaMarr Woodley 77-yard FR	vs. MIN	W, 27-17
10/25/2009	Keyaron Fox 82-yard INT	vs. MIN	W, 27-17
12/28/2008	Tyrone Carter 32-yard INT	vs. CLE	W, 31-0
12/07/2008	Deshea Townsend 25-yard INT	vs. DAL	W, 20-13
11/16/2008	James Harrison safety (Philip Rivers)	vs. SD	W, 11-10

DATE	DEFENSIVE SCORE	OPP.	RESULT
09/29/2008	LaMarr Woodley 7-yard FR	vs. BLT	W, 23-20 (ot)
12/20/2007	Ike Taylor 51-yard INT	at STL	W, 41-24
09/23/2007	Bryant McFadden 50-yard INT	vs. SF	W, 37-16
10/15/2006	Rian Wallace 30-yard INT	vs. KC	W, 45-7
09/07/2006	Joey Porter 42-yard INT	vs. MIA	W, 28-17
12/18/2005	Larry Foote safety (Michael Bennett)	at MIN	W, 18-3
11/06/2005	Troy Polamalu 77-yard FR	at GB	W, 20-10
01/02/2005	James Harrison 18-yard FR	at BUF	W, 29-24
11/21/2004	James Farrior 14-yard INT	at CIN	W, 19-14
11/14/2004	Russell Stuvaints 24-yard FR	at CLE	W, 24-10
10/31/2004	Deshae Townsend 39-yard INT	vs. NE	W, 34-20
10/03/2004	Troy Polamalu 26-yard INT	vs. CIN	W, 28-17
12/21/2003	Deshae Townsend 25-yard INT	vs. SD	W, 40-24
09/14/2003	Chad Scott 26-yard INT	at KC	L, 41-20
12/23/2002	Chad Scott 30-yard INT	at TB	W, 17-7
01/06/2002	Troy Edwards 32-yard FR	vs. CLE	W, 28-7
12/23/2001	Jason Gildon 27-yard FR	vs. DET	W, 47-14
11/25/2001	Chad Scott 45-yard INT	at TEN	W, 34-24
10/14/2001	Chad Scott 61-yard INT	at KC	W, 20-17
09/30/2001	Dewayne Washington 63-yard FR	at BUF	W, 20-3
11/26/2000	Jason Gildon 22-yard FR	at CIN	W, 48-28
11/12/2000	Joey Porter 32-yard FR	vs. PHI	L, 26-23 (ot)
10/15/2000	Joey Porter safety (Scott Mitchell)	vs. CIN	W, 15-0

- Pittsburgh recorded multiple defensive TDs in Week 2 vs. Cleveland, which was the first time since Week 14 of 2010 (vs. Cincinnati) when LaMarr Woodley (14 yards) and Troy Polamalu (45 yards) had interception returns for TD.
- The Steelers have had multiple defensive TDs in a game three times since 2000.

STEELERS GAME WITH MULTIPLE DEFENSIVE SCORES – SINCE 2000

DATE	DEFENSIVE SCORE	OPP.	RESULT
09/18/2023	T.J. Watt 16-yard FR	vs. CLE	W, 26-22
09/18/2023	Alex Highsmith 30-yard INT	vs. CLE	W, 26-22
12/12/2010	LaMarr Woodley 14-yard INT	vs. CIN	W, 23-7
12/12/2010	Troy Polamalu 45-yard INT	vs. CIN	W, 23-7
10/25/2009	LaMarr Woodley 77-yard FR	vs. MIN	W, 27-17
10/25/2009	Keyaron Fox 82-yard INT	vs. MIN	W, 27-17

PITTSBURGH 311

- The Steelers have held 35 opponents to 311 total yards or less since the start of the 2019 season, which is tied for the fourth-most in the NFL over the span.

MOST GAMES OF 311 YARDS ALLOWED OR LESS – SINCE 2019

RANK	TEAM	GAMES
1.	San Francisco 49ers	47
2.	Buffalo Bills	41
3.	Baltimore Ravens	39
4.	Pittsburgh Steelers	35
	Philadelphia Eagles	35
	New England Patriots	35
	Cleveland Browns	35

STEELERS TAKEAWAYS

- Pittsburgh has registered 130 takeaways since the start of the 2019 season, which is the most in the NFL over the span.

NFL MOST TAKEAWAYS – SINCE 2019

RANK	TEAM	TAKEAWAYS
1.	Pittsburgh Steelers	130
2.	New England Patriots	129
3.	Buffalo Bills	127
4.	Dallas Cowboys	124
5.	Indianapolis Colts	122

- The Steelers have forced a turnover in 61 games since the start of the 2019 season, which is tied for the sixth-most in the NFL over the span.

NFL MOST GAMES WITH AT LEAST ONE TAKEAWAY – SINCE 2019

RANK	TEAM	GAMES
1.	Indianapolis Colts	65
2.	Tampa Bay Buccaneers	64
3.	New England Patriots	63
	Baltimore Ravens	63
	Minnesota Vikings	63
6.	Pittsburgh Steelers	61
	Kansas City Chiefs	61
	Seattle Seahawks	61
	Buffalo Bills	61

- The Steelers have forced multiple turnovers in 42 games since the start of the 2019 season, which leads the NFL over the span.

NFL MOST GAMES WITH MULTIPLE TAKEAWAYS – SINCE 2019

RANK	TEAM	GAMES
1.	Pittsburgh Steelers	42
2.	Indianapolis Colts	40
3.	Buffalo Bills	37
4.	New England Patriots	36
	Dallas Cowboys	36

- Pittsburgh has forced three or more turnovers in 17 games since the start of the 2019 season, which is the third-most in the NFL over the span.

MOST GAMES WITH THREE TAKEAWAYS – SINCE 2019

RANK	TEAM	GAMES
1.	Dallas Cowboys	19
2.	New England Patriots	18
3.	Pittsburgh Steelers	17
4.	New Orleans Saints	16
5.	Buffalo Bills	15
	Arizona Cardinals	15

- Pittsburgh has forced four or more turnovers in eight games since the start of the 2019 season, which is the fifth-most in the NFL over the span.

MOST GAMES WITH FOUR TAKEAWAYS – SINCE 2019

RANK	TEAM	GAMES
1.	Dallas Cowboys	11
2.	Buffalo Bills	10
3.	New England Patriots	9
	San Francisco 49ers	9
5.	Pittsburgh Steelers	8

- Pittsburgh has registered 375 points off turnovers since the start of the 2019 season, which is the seventh-most in the NFL over the span.

- Heyward and Watt are one of five current set of teammates in the NFL with 50.0+ career sacks.

NFL MOST POINTS OFF TURNOVERS – SINCE 2019

RANK	TEAM	PTS OFF TO
1.	Dallas Cowboys	447
2.	Tampa Bay Buccaneers	427
3.	New England Patriots	405
4.	Baltimore Ravens	400
5.	Green Bay Packers	397
6.	Indianapolis Colts	381
7.	Pittsburgh Steelers	375
8.	San Francisco 49ers	370
9.	Buffalo Bills	350
10.	Seattle Seahawks	345

HEYWARD, WATT DYNAMIC DUO

- LB **T.J. Watt** and DT **Cameron Heyward** have registered 91.5 and 79.5 career sacks, respectively. Both will likely surpass James Harrison’s franchise record of 80.5 sacks this season (Watt did in Week 2 vs. Cleveland).
- Watt (91.5) and Heyward (79.5) have combined for 171.0 sacks, 11 Pro Bowl selections, six All-Pro nods, 362 QB hits, 217 tackles for loss and 34 forced fumbles.
- With Watt and Heyward both staring down opposing offenses in 2023, the Steelers defense now features the most accomplished pass-rushing duo in the NFL.

WATT, HEYWARD HALL OF FAME TANDEM

STATISTIC	TOTAL
Total Seasons Played	20
Pro Bowls	11
All-Pro Selections	6
Games Played	288
Sacks	171.0
Quarterback Hits	362
Tackles For Loss	217
Forced Fumbles	34
Fumble Recoveries	17
Seasons of 12.0+ Sacks	6
Seasons of 10.0+ Sacks	8

- Watt has 91.5 sacks in his career, while Heyward has 79.5 sacks. Heyward needs 0.5 sacks for the Steelers to become the first team to feature multiple players with 80.0+ career sacks since the Cardinals (J.J. Watt/Chandler Jones) in 2021.
- Heyward and Watt are the only current set of teammates in the NFL with 75.0+ career sacks.

TEAMS FEATURING MULTIPLE PLAYERS WITH 75+ CAREER SACKS

TEAM	NAME	SACKS
Pittsburgh Steelers	Cameron Heyward	79.5
	T.J. Watt	91.5

TEAMS WITH MULTIPLE PLAYERS WITH 50+ CAREER SACKS

TEAM	NAME	SACKS
Pittsburgh Steelers	T.J. Watt	91.5
	Cameron Heyward	79.5
	Markus Golden	50.0
Cleveland Browns	Myles Garrett	87.5
	Za'Darius Smith	57.0
L.A. Chargers	Khalil Mack	99.5
	Joey Bosa	67.0
Philadelphia Eagles	Brandon Graham	73.0
	Fletcher Cox	67.5
Buffalo Bills	Haason Reddick	56.5
	Von Miller	123.5
	Leonard Floyd	57.0

THREE OF A KIND

- Since 2020, only one team has had three players with at least 25.0 sacks, 50 quarterback hits and 35 tackles for loss. Pittsburgh’s **T.J. Watt**, **Cameron Heyward** and **Alex Highsmith** each meet the criteria above.

THREE TEAMMATES WITH 24.5 SACKS, 50 QBH, 35 TFL – SINCE 2020

TEAM	NAME	SACKS	QBH	TFL
Pittsburgh Steelers	T.J. Watt	57.0	119	65
	Cameron Heyward	25.5	60	40
	Alex Highsmith	28.5	57	39

TAKE DOWN FOR WATT

- LB **T.J. Watt** will play in his 100th NFL game on Thursday night vs. New England. Here’s an interesting look where he ranks in sacks, tackles for loss, quarterback hits, strip sacks, forced fumbles and fumble recoveries among NFL players over their first 100 career games played.

NFL LEADERS – FIRST 100 GAMES PLAYED

CATEGORY	T.J. WATT (RANK)	LEADER
Sacks	91.5 (2nd)	105.0 (Reggie White)
Tackles for Loss	101 (5th)	150 (J.J. Watt)
Quarterback Hits	189 (2nd)	238 (J.J. Watt)
Forced Fumbles	26 (t-4th)	35 (Dwight Freeney)
Fumble Recoveries	10 (t-11th)	13 (J.J. Watt)
Strip Sacks	19 (7th)	31 (Robert Mathis)

- Watt ranks among the top 12 active players in sacks (eighth), tackles for loss (12th), quarterback hits (fifth), forced fumbles (fourth), fumble recoveries (tied seventh) and strip sacks (second).

ACTIVE NFL LEADERS

CATEGORY	T.J. WATT (RANK)	LEADER
Sacks	91.5 (8th)	123.5 (Von Miller)
Tackles for Loss	101 (12th)	173 (Aaron Donald)
Quarterback Hits	189 (5th)	257 (Aaron Donald)
Forced Fumbles	26 (4th)	30 (Khalil Mack)
Fumble Recoveries	10 (t-7th)	18 (Lavonte David)
Strip Sacks	19 (2nd)	23 (Khalil Mack)

- Watt is one of six players in NFL history with at least 91.0 sacks, 100 tackles for loss, 180 quarterback hits, 25 forced fumbles, 10 fumble recoveries and 19 strip sacks.

NAME	SACKS	TFL	QBH	FF	FR	STRIP SACKS
Julius Peppers	158.5	109	204	51	21	39
Terrell Suggs	139.0	142	215	39	15	35
Chandler Jones	112.0	121	210	34	13	30
Jared Allen	136.0	115	236	31	19	26
J.J. Watt	114.5	195	316	27	17	19
T.J. Watt	91.0	100	187	26	10	19

- Watt surpassed J.J. Watt (87.5 sacks) for the second-most by a player in his first 100 career games since 1982 (T.J. Watt has played in 99 career games).

MOST SACKS IN FIRST 100 GAMES PLAYED – SINCE 1982

RANK	PLAYER. TEAM	SACKS
1.	Reggie White, Philadelphia Eagles	105.0
2.	T.J. Watt, Pittsburgh Steelers	91.5
3.	J.J. Watt, Houston Texans	87.5
	Myles Garrett, Cleveland Browns	87.5
5.	DeMarcus Ware, Dallas Cowboys	85.0

- Watt has 14.0 sacks this season and is the third player since 1982, when the individual sack became an official statistic, with at least 14.0 sacks in four of his first seven seasons, joining Pro Football Hall of Famer Reggie White (five seasons) and DeMarcus Ware (four seasons).
- Watt's four seasons with at least 14.0 sacks are the most by a Steelers player in their first seven seasons in the League.

MOST 14.0+ SACK SEASONS BY STEELER IN FIRST SEVEN YEARS – SINCE 1982

RANK	PLAYER	SEASONS
1.	T.J. Watt	4
2.	Six players tied with	1

- His four seasons with at least 14.0 sacks are tied for the second-most in NFL history by a player in their first seven seasons in the League.

MOST 14.0+ SACK SEASONS IN FIRST SEVEN YEARS – SINCE 1982

RANK	PLAYER	SEASONS
1.	Reggie White	5
2.	T.J. Watt	4
	DeMarcus Ware	4
4.	Three players tied with	3

- His four seasons with at least 14.0 sacks are tied for the fourth-most in NFL history.

MOST 14.0+ SACK SEASONS – SINCE 1982

RANK	PLAYER	SEASONS
1.	Reggie White	7
2.	Bruce Smith	5
	Kevin Greene	5
4.	T.J. Watt	4
	Five other players tied with	4

- Watt's 14.0 sacks are the most in the NFL in 2023.

NFL SACK LEADERS – 2023

RANK	PLAYER. TEAM	SACKS
1.	T.J. Watt, Pittsburgh Steelers	13.5
2.	Myles Garrett, Cleveland Browns	13.0
	Khalil Mack, L.A. Chargers	13.0
4.	Danielle Hunter, Minnesota Vikings	12.0
	Josh Allen, Jacksonville Jaguars	12.0

- Watt, in his 98th career game (Week 12 at Cincinnati), recorded his 20th career game with at least 2.0 sacks and became the sixth player since 1982, when the individual sack became an official statistic, to record at least 2.0 sacks in 20+ more of his first 100 NFL games, joining Pro Football Hall of Famers Reggie White (29 games), Richard Dent (23), J.J. Watt (23), Bruce Smith (20) and Jared Allen (20).

MOST 2.0+ SACK GAMES IN FIRST 100 GAMES PLAYED – SINCE 1982

RANK	PLAYER. TEAM	GAMES
1.	Reggie White, Philadelphia Eagles	29
2.	J.J. Watt, Houston Texans	23
	Richard Dent, Chicago Bears	23
4.	T.J. Watt, Pittsburgh Steelers	20
	Bruce Smith, Buffalo Bills	20
	Jared Allen, Minnesota Vikings	20

- Watt has 1.0 sack in 58 career games, which is the fifth-most career games with at least 1.0 sack in a player's first seven NFL seasons since 1982, when the individual sack became an official statistic. Only Pro Football Hall of Famers DeMarcus Ware (68 games) and Reggie White (63) as well as Von Miller (61) and Myles Garrett (59) have more.

MOST 1.0+ SACK GAMES IN FIRST SEVEN NFL SEASONS – SINCE 1982

RANK	PLAYER. TEAM	GAMES
1.	DeMarcus Ware, Dallas Cowboys	68
2.	Reggie White, Philadelphia Eagles	63
3.	Von Miller, Denver Broncos	61
4.	Myles Garrett, Cleveland Browns	59
5.	T.J. Watt, Pittsburgh Steelers	58

- Watt has recorded a sack in 10 of 12 games, including at least 2.0 sacks in four of those games, in 2023.
- Watt intercepted a pass from Rams QB Matthew Stafford at the Rams' 31-yard line and returned it 24 yards to setup a Steelers' touchdown that gave them a 10-9 third-quarter lead in Week 7.
- Watt registered his first interception of the season and seventh of his career (2017-23).
- Watt is the fourth player since 1982, when the individual sack became an official statistic, to register 85.0 or more sacks, 25 or more forced fumbles and seven or more interceptions.

NFL PLAYERS WITH 85-25-7 IN CAREER – SINCE 1982

RANK	PLAYER	SACKS	FF	INT
1.	T.J. Watt	91.5	26	7
2.	Julius Peppers	158.5	31	11
3.	Terrell Suggs	139.0	39	7
4.	Jason Taylor	139.5	42	8

- Watt is the first player since 1982, when the individual sack became an official statistic, to register 85.0 or more sacks, 25 or more forced fumbles and seven or more interceptions in his first 100 career games.

- Watt registered a career-high 4.0 sacks vs. Cleveland in Week 17 of the 2021 season.

FEWEST GAMES TO 85-25-7 IN NFL CAREER - SINCE 1982

RANK	PLAYER	GAMES
1.	T.J. Watt	93
2.	Julius Peppers	123
3.	Terrell Suggs	150
4.	Jason Taylor	157

- Watt registered two sacks and a fumble recovery in the Steelers' 17-10 win over Baltimore in Week 5.
- Watt, who had three sacks and a fumble recovery in Week 1 and one sack with one fumble recovery in Week 2, is the first player since 1982, when the individual sack became an official statistic, with a sack and fumble recovery in three of his team's first five games of a season.
- Watt, who has 26 forced fumbles and 10 fumble recoveries in his first 98 career games, is the third player since 2000 with at least 25 forced fumbles and 10 fumble recoveries in his first 100 career games, joining Robert Mathis and Osi Umenyiora.
- Watt is the first player to record 6.0 sacks and have a defensive TD in a team's first three games of a season since individual sacks were first tracked in 1982.
- Watt has registered 17.0 sacks in 12 career games vs. Cleveland. Terrell Suggs (19.0) is the only player in NFL history with more sacks against the Browns and it took him 29 career games.

CAREER SACK LEADERS VS. CLEVELAND

RANK	PLAYER. GAMES PLAYED	SACKS
1.	Terrell Suggs, 29 GP	19.0
2.	T.J. Watt, 12 GP	17.0
3.	Carlos Dunlap, 19 GP	12.5
4.	Cameron Heyward, 21 GP	11.5
	Elvis Dumervil, 10 GP	11.5
	Lawrence Timmons, 20 GP	11.5

- The only other Steelers player with 16.0+ sacks against a single opponent is James Harrison (16.0 vs. Baltimore) and he accomplished in 25 career games.

FRANCHISE SACK LEADERS VS. SINGLE OPPONENT

RANK	PLAYER. OPPONENT (GP)	SACKS
1.	T.J. Watt vs. Cleveland (12)	17.0
2.	James Harrison vs. Baltimore (25)	16.0
3.	T.J. Watt vs. Baltimore (13)	14.0
4.	Cameron Heyward vs. Cincinnati (23)	13.5
5.	Jason Gildon vs. Cincinnati (20)	12.0

- The only other active NFL player with 17.0+ sacks against a single opponent is Cameron Jordan (23.0 vs. Atlanta; 17.0 vs. Tampa Bay) and he accomplished both in 24+ career games.

ACTIVE PLAYERS WITH 14.0+ SACKS VS. SINGLE OPPONENT

RANK	PLAYER. OPPONENT (GP)	SACKS
1.	Cameron Jordan vs. Atlanta (24)	23.0
2.	T.J. Watt vs. Cleveland (12)	17.0
	Cameron Jordan vs. Tampa Bay (25)	17.0
4.	Fletcher Cox vs. Washington (23)	16.5
	Justin Houston vs. Denver (15)	16.5
6.	Aaron Donald vs. Arizona (19)	16.0
	Von Miller vs. L.A. Chargers (17)	16.0
8.	Aaron Donald vs. Seattle (18)	15.5
9.	Von Miller vs. Kansas City (19)	15.0
10.	T.J. Watt vs. Baltimore (13)	14.0

MOST SACKS IN SINGLE-GAME – FRANCHISE HISTORY

RANK	PLAYER (DATE, OPP.)	SACKS
1.	Joe Greene (12/10/72 at Houston)	5.0
2.	Chad Brown (10/13/96 vs. Cincinnati)	4.5
	L.C. Greenwood (11/25/79 vs. Cleveland)	4.5
4.	T.J. Watt (1/3/22 vs. Cleveland)	4.0
	Joey Porter (10/14/01 at Tampa Bay)	4.0
	Jerrol Williams (12/22/91 vs. Cleveland)	4.0
	Edmund Nelson (9/16/84 vs. L.A. Rams)	4.0
8.	T.J. Watt (12/5/21 vs. Baltimore)	3.5
	James Harrison (11/5/07 vs. Baltimore)	3.5
	Keith Willis (10/23/83 at Seattle)	3.5

- Watt has recorded 8.5 sacks in five career games at Cleveland Browns Stadium.
- His 8.5 sacks are the most by an opposing player in Cleveland Browns Stadium history (Terrell Suggs, 7.5).
- His 8.5 sacks at Cleveland Browns Stadium have come in five career games, while Suggs registered 7.5 in 15 career games.

MOST CAREER SACKS – CLEVELAND BROWNS STADIUM HISTORY

RANK	PLAYER. TEAM (GP)	SACKS
1.	T.J. Watt, Pittsburgh Steelers (5)	8.5
2.	Terrell Suggs, Baltimore Ravens (15)	7.5
3.	Jason Gildon, Pittsburgh Steelers (5)	5.5
4.	Stephon Tuitt, Pittsburgh Steelers (6)	5.0
	Cameron Wake, Miami Dolphins (3)	5.0
	Joey Porter, Pittsburgh Steelers (8)	5.0
	Aaron Smith, Pittsburgh Steelers (9)	5.0

- Below is a look at how many sacks that the 10 players to register at least 20.5 sacks in a season since 1982, when the individual sack became an official statistic, had through the 12 games of the year.

NFL SINGLE-SEASON SACK LEADERS AFTER 12 GAMES – SINCE 1982

RANK	PLAYER. YEAR	THRU 12 GP	SACKS
1.	T.J. Watt, 2021	14.0	22.5
	Michael Strahan, 2001	16.5	22.5
3.	Jared Allen, 2011	14.5	22.0
	Mark Gastineau, 1984	18.5	22.0
	Justin Houston, 2014	14.0	22.0
6.	Chris Doleman, 1989	14.0	21.0
	Reggie White, 1987	16.0	21.0
8.	Aaron Donald, 2018	16.5	20.5
	Lawrence Taylor, 1986	16.5	20.5
	J.J. Watt, 2012	16.5	20.5
	J.J. Watt, 2014	11.5	20.5
	T.J. Watt, 2023	14.0	--

- Watt recorded two tackles (two solo), three quarterback hits, two tackles for loss and 2.0 sacks in Week 3 at Las Vegas.

MOST GAMES WITH 2+ QBH, 2+ TFL, 2.0+ SACKS – SINCE 2017

RANK	PLAYER. TEAM	GAMES
1.	Cameron Jordan, New Orleans Saints	15
2.	Aaron Donald, L.A. Rams	13
3.	T.J. Watt, Pittsburgh Steelers	12
4.	Three players tied with	10

- Watt registered four tackles (two solo), four quarterback hits, two tackles for loss, 1.0 sack, one pass defended and one fumble recovery (returned for a TD) in Week 2 vs. Cleveland.
- Watt registered five tackles (five solo), 3.0 sacks, two forced fumbles, one fumble recovery, one strip sack, one tackle for loss, one pass defended and five quarterback hits in the Week 1 matchup with San Francisco.
- Watt is the first player since 1982, when the individual sack became an official statistic by the NFL, to register such a stat line.

ONLY NFL PLAYER TO DO THE FOLLOWING – SINCE 1982

	SACKS	FF	FR	STRIP SACK	TFL	PD	QBH
T.J. Watt	3.0	2	1	1.0	1	1	5

- Watt owns the franchise record with 91.5 career sacks.

STEELERS CAREER SACK LEADERS – SINCE 1982

RANK	PLAYER, YEARS	SACKS
1.	T.J. Watt, 2017-23	91.5
2.	James Harrison, 2002, 2004-12, 2014-17	80.5
3.	Cameron Heyward, 2011-23	79.5
4.	Jason Gildon, 1994-2003	77.0
5.	L.C. Greenwood, 1969-81	73.5

- In Week 15 of 2022 at Carolina, Watt – appearing in his 84th career game – became the third-fastest player to reach 75.0 NFL sacks since 1982, when the individual sack became an official statistic, trailing only Pro Football Hall of Famer Reggie White (65 games) and his brother J.J. Watt (83 games).

FEWEST GAMES TO 75.0 SACKS IN NFL CAREER - SINCE 1982

RANK	PLAYER	GAMES
1.	Reggie White	65
2.	J.J. Watt	83
3.	T.J. Watt	84
4.	Bruce Smith	85
5.	Von Miller	90

- Watt is the only player since 1982 with 75.0 or more sacks and seven or more interceptions in his first seven NFL seasons.
- Watt is the only player to accomplish the feat in their first 100 games since 1982.

75.0 SACKS, SIX INTERCEPTIONS IN FIRST 100 CAREER GAMES

PLAYER	SACKS	INT
T.J. Watt	91.5	7

- Watt is the only player since 1982 to register 80.0 or more sacks and 16 takeaways in their first 100 career games.

80.0 SACKS, 16 TAKEAWAYS IN FIRST 100 CAREER GAMES

PLAYER	SACKS	TAKEAWAYS
T.J. Watt	91.5	16

- Watt is off to a record-setting pace for sacks to open his NFL career. He has averaged 0.92 sacks/game since entering the League back in 2017, which is the best in NFL history (min. 99 games started).

SACKS PER GAME LEADERS IN NFL HISTORY (MIN. 99 GAMES STARTED)

RANK	PLAYER	SACKS/GM
1.	T.J. Watt	0.92
2.	Reggie White	0.85
3.	DeMarcus Ware	0.78
4.	J.J. Watt	0.76
5.	Derrick Thomas	0.75

- Watt (91.5) recently surpassed Aaron Donald (85.5 sacks) for the third-most sacks by a player in his first seven seasons since 1982.

MOST SACKS IN FIRST SEVEN SEASONS IN NFL HISTORY

RANK	PLAYER, YEARS	SACKS
1.	Reggie White, 1985-1991	110.0
2.	DeMarcus Ware, 2005-11	99.5
3.	T.J. Watt, 2017-23	91.5
4.	Aaron Donald, 2014-2020	85.5
5.	Derrick Thomas, 1989-95	85.0
6.	Von Miller, 2011-17	83.5
7.	Jared Allen, 2004-10	83.0
8.	Richard Dent, 1983-89	81.0
9.	Bruce Smith, 1985-1991	78.0
10.	Simeon Rice, 1996-2002	77.5

- Watt's 91.5 career sacks are the second-most over a player's first 99 career regular-season games in NFL history.

MOST SACKS IN NFL HISTORY OVER FIRST 99 REGULAR-SEASON GAMES

RANK	PLAYER	SACKS
1.	Reggie White	100.5
2.	T.J. Watt	91.5
3.	Richard Dent	90.0
4.	J.J. Watt	86.0
5.	Myles Garrett	84.5

- Watt led the NFL with 22.5 sacks, tied with Pro Football Hall of Famer Michael Strahan (22.5 sacks in 2001) for the most in a season since 1982, when the individual sack became an official statistic.
- Watt was the fifth player to reach 22.0 sacks in a single season since 1982, when the individual sack became an official NFL statistic.

NFL SINGLE-SEASON SACK LEADERS

RANK	PLAYER, YEAR	SACKS
1.	T.J. Watt, 2021	22.5
	Michael Strahan, 2001	22.5
3.	Jared Allen, 2011	22.0
	Mark Gastineau, 1984	22.0
	Justin Houston, 2014	22.0
6.	Chris Doleman, 1989	21.0
	Reggie White, 1987	21.0
8.	Aaron Donald, 2018	20.5
	Lawrence Taylor, 1986	20.5
	J.J. Watt, 2012	20.5
	J.J. Watt, 2014	20.5

- Watt was the 12th player (13th season) to reach 20.0 sacks in a single season since 1982, when the individual sack became an official NFL statistic.
- Watt's 22.5 sacks in 2021, not only led the NFL but are the most in single-season franchise history (James Harrison, 16.0, 2008). His previous single-season high in sacks was 15.0 in 2020.
- Watt's 15.0 sacks in 2020 rank tied for third in single-season franchise history. His 14.5 sacks in 2019 rank fifth and his 13.0 sacks in 2018 rank tied for 10th in a season by a Steelers' defender since the statistic became official in 1982.

- Watt is the only player in franchise history with 13.0 or more sacks in multiple seasons.

- Watt's 84.5 sacks lead the NFL since the start of the 2018 season.

STEELERS SINGLE-SEASON SACK LEADERS

RANK	PLAYER, YEAR	SACKS
1.	T.J. Watt, 2021	22.5
2.	James Harrison, 2008	16.0
3.	T.J. Watt, 2020	15.0
	Mike Merriweather, 1984	15.0
5.	T.J. Watt, 2019	14.5
	Alex Highsmith, 2022	14.5
7.	T.J. Watt, 2023	14.0
	Kevin Greene, 1994	14.0
	Keith Willis, 1983	14.0
10.	LaMarr Woodley, 2009	13.5
	Jason Gildon, 2000	13.5

- Watt, who has registered at least 13.0 sacks in five of his seven seasons in the NFL, is already recorded the fourth-most 13.0 or more sack seasons in League history.

MOST SEASONS WITH 13.0+ SACKS – SINCE 1982

RANK	PLAYER	SEASONS
1.	Reggie White	9
2.	Bruce Smith	7
3.	Kevin Greene	6
4.	T.J. Watt	5
5.	Nine other players tied with	4

- Watt's 42.0 sacks are tied for the second-most in the NFL since the start of the 2021 season.

NFL SACK LEADERS – SINCE 2021

RANK	PLAYER	SACKS
1.	Myles Garrett	45.0
2.	T.J. Watt	42.0
	Nick Bosa	42.0
4.	Micah Parsons	38.0
5.	Haason Reddick	36.5

- Watt's 57.0 sacks are tied for the most in the NFL lead since the start of the 2020 season.

NFL SACK LEADERS – SINCE 2020

RANK	PLAYER	SACKS
1.	T.J. Watt	57.0
	Myles Garrett	57.0
3.	Haason Reddick	49.0
4.	Trey Hendrickson	46.0
5.	Nick Bosa	42.0

- Watt's 71.5 sacks lead the NFL since the start of the 2019 season.

NFL SACK LEADERS – SINCE 2019

RANK	PLAYER	SACKS
1.	T.J. Watt	71.5
2.	Myles Garrett	67.0
3.	Nick Bosa	51.0
4.	Trey Hendrickson	50.5
5.	Haason Reddick	50.0

NFL SACK LEADERS – SINCE 2018

RANK	PLAYER	SACKS
1.	T.J. Watt	84.5
2.	Myles Garrett	80.5
3.	Aaron Donald	70.0
4.	Chris Jones	64.0
5.	Khalil Mack	59.0
	Danielle Hunter	59.0

- Watt's 91.5 career sacks are the most in the NFL since the start of the 2017 season.

NFL SACK LEADERS – SINCE 2017

RANK	PLAYER	SACKS
1.	T.J. Watt	91.5
2.	Myles Garrett	87.5
3.	Aaron Donald	81.0
4.	Cameron Jordan	71.0
5.	Chris Jones	70.5

- Watt has registered at least half a sack against 27 different teams, at least 1.0 sack against 24 teams and multiple sacks against 17 teams.
- Below is a look at his career regular-season sacks by opponent:

SACKS	TEAM	MOST RECENT
17.0	Cleveland Browns	vs. Cleveland, Jan. 8, 2023
14.0	Baltimore Ravens	vs. Baltimore, Dec. 11, 2022
11.0	Cincinnati Bengals	at Cincinnati, Nov. 26, 2023
4.0	Green Bay Packers	vs. Green Bay, Nov. 12, 2023
3.5	Tennessee Titans	vs. Tennessee, Dec. 19, 2021
3.5	Indianapolis Colts	vs. Indianapolis, Dec. 27, 2020
3.5	Jacksonville Jaguars	vs. Jacksonville, Oct. 29, 2023
3.0	Las Vegas Raiders	vs. Las Vegas, Sept. 19, 2021
3.0	San Francisco 49ers	vs. San Francisco, Sept. 10, 2023
3.0	Seattle Seahawks	vs. Seattle, Oct. 17, 2021
3.0	Atlanta Falcons	vs. Atlanta, Oct. 7, 2018
3.0	Chicago Bears	vs. Chicago, Nov. 8, 2021
2.5	Carolina Panthers	at Carolina, Dec. 18, 2020
2.5	Denver Broncos	vs. Denver, Sept. 20, 2020
2.5	Buffalo Bills	at Buffalo, Sept. 12, 2022
2.0	Miami Dolphins	vs. Miami, Oct. 28, 2019
2.0	L.A. Rams	vs. L.A. Rams, Nov. 10, 2019
1.0	Houston Texans	vs. Houston, Sept. 27, 2020
1.0	Philadelphia Eagles	vs. Philadelphia, Oct. 11, 2020
1.0	Washington Commanders	vs. Washington, Dec. 7, 2020
1.0	New England Patriots	vs. New England, Dec. 16, 2018
1.0	N.Y. Jets	at N.Y. Jets, Dec. 22, 2019
1.0	New Orleans Saints	at New Orleans, Dec. 23, 2018
1.0	Detroit Lions	vs. Detroit, Nov. 14, 2021
0.5	Arizona Cardinals	vs. Arizona, Dec. 3, 2023
0.5	Dallas Cowboys	at Dallas, Nov. 8, 2020
0.5	L.A. Chargers	at L.A. Chargers, Oct. 13, 2019
0.0	New York Giants	-
0.0	Kansas City Chiefs	-
0.0	Tampa Bay Buccaneers	-
0.0	Minnesota Vikings	-

- Watt has sacked QB Baker Mayfield 8.5 times in his career, more than he's sacked any other quarterback. Watt has brought down 42 different passers in his career, including 26 more than once.

• Below is a look at his career regular-season sacks by quarterback:

SACKS	PLAYER	MOST RECENT
8.5	Baker Mayfield	vs. Cleveland, Jan. 3, 2022
7.5	Lamar Jackson	vs. Baltimore, Dec. 5, 2021
3.5	Jeff Driskel	vs. Denver, Sept. 20, 2020
3.5	Joe Burrow	vs. Cincinnati, Nov. 20, 2022
3.0	Brock Purdy	vs. San Francisco, Sept. 10, 2023
3.0	Jared Goff	vs. Detroit, Nov. 14, 2021
3.0	Justin Fields	vs. Chicago, Nov. 8, 2021
3.0	Philip Rivers	vs. Indianapolis, Dec. 27, 2020
3.0	Blake Bortles	at Jacksonville, Nov. 18, 2018
3.0	Matt Ryan	vs. Atlanta, Oct. 7, 2018
3.0	Tyrod Taylor	at Cleveland, Sept. 9, 2018
3.0	DeShone Kizer	vs. Cleveland, Dec. 31, 2017
2.5	Sam Darnold	at N.Y. Jets, Dec. 22, 2019
2.5	Josh Allen	at Buffalo, Sept. 12, 2022
2.5	Ryan Tannehill	vs. Tennessee, Dec. 19, 2021
2.5	Robert Griffin III	vs. Baltimore, Dec. 2, 2020
2.5	Andy Dalton	vs. Cincinnati, Sept. 30, 2019
2.5	Deshaun Watson	vs. Cleveland, Jan. 8, 2023
2.0	Jake Browning	at Cincinnati, Nov. 26, 2023
2.0	Jimmy Garropolo	at Las Vegas, Sept. 24, 2023
2.0	Tyler Huntley	at Baltimore, Jan. 9, 2021
2.0	Geno Smith	vs. Seattle, Oct. 17, 2021
2.0	Aaron Rodgers	at Green Bay, Oct. 3, 2021
2.0	Ryan Finley	at Cincinnati, Dec. 21, 2020
2.0	Ryan Fitzpatrick	vs. Miami, Oct. 28, 2019
1.5	Brian Hoyer	vs. Indianapolis, Nov. 3, 2019
1.0	Dorian Thompson-Robinson	at Cleveland, Nov. 19, 2023
1.0	Jordan Love	vs. Green Bay, Nov. 12, 2023
1.0	Will Lewis	vs. Tennessee, Nov. 2, 2023
1.0	Anthony Brown	vs. Baltimore, Dec. 11, 2022
1.0	Derek Carr	vs. Las Vegas, Sept. 19, 2021
1.0	Alex Smith	vs. Washington, Dec. 7, 2020
1.0	Carson Wentz	vs. Philadelphia, Oct. 11, 2020
1.0	Russell Wilson	vs. Seattle, Sept. 15, 2019
1.0	Drew Brees	at New Orleans, Dec. 23, 2018
1.0	Tom Brady	vs. New England, Dec. 16, 2018
1.0	Cam Newton	at Carolina, Nov. 8, 2018
1.0	Joe Flacco	vs. Baltimore, Dec. 10, 2017
1.0	Brett Hundley	vs. Green Bay, Nov. 26, 2017
0.5	Kylar Murray	vs. Arizona, Dec. 3, 2023
0.5	Trevor Lawrence	vs. Jacksonville, Oct. 29, 2023
0.5	Garrett Gilbert	at Dallas, Nov. 8, 2020

• Watt recorded 61.0 sacks in 52 career games at Acrisure Stadium. He has collected at least half a sack in 37 of the last 42 home games. No player has registered more sacks over the first 52 career home games in NFL history.

MOST SACKS IN NFL HISTORY OVER FIRST 52 CAREER HOME GAMES

RANK	PLAYER	SACKS
1.	T.J. Watt	61.0
2.	Derrick Thomas	54.5
3.	Reggie White	50.0
4.	J.J. Watt	48.0
5.	Jared Allen	43.0

• Watt has recorded at least 1.5 sacks in 25 career games, which is the most by a Steeler since 1982, when the individual sack became an official statistic.

MOST GAMES WITH AT LEAST 1.5 SACKS IN FRANCHISE HISTORY

RANK	PLAYER	GAMES
1.	T.J. Watt	25
2.	James Harrison	19
3.	Jason Gildon	17
4.	LaMarr Woodley	16
5.	Joey Porter	14
	Cameron Heyward	14

• Watt has recorded at least 2.0 sacks in 20 career games, which is the most by a Steeler since 1982, when the individual sack became an official statistic.

MOST GAMES WITH AT LEAST 2.0 SACKS IN FRANCHISE HISTORY

RANK	PLAYER	GAMES
1.	T.J. Watt	20
2.	James Harrison	17
3.	Jason Gildon	15
4.	LaMarr Woodley	13
	Joey Porter	13

• Watt has recorded at least 3.0 sacks in six career games, which is tied for the most by a Steeler since 1982, when the individual sack became an official statistic.

MOST GAMES WITH AT LEAST 3.0 SACKS IN FRANCHISE HISTORY

RANK	PLAYER	GAMES
1.	T.J. Watt	6
	James Harrison	6
3.	Joey Porter	5
4.	Mike Merriweather	3
	Chad Brown	3

T.J. (S)WATT THE QUARTERBACK

• LB T.J. Watt's 189 QB hits are the third-most over a player's first seven seasons in NFL history.

MOST QB HITS IN FIRST SEVEN SEASONS IN NFL HISTORY

RANK	PLAYER	QB HITS
1.	J.J. Watt	218
2.	Aaron Donald	200
3.	T.J. Watt	189
4.	Von Miller	171
5.	Myles Garrett	165

• Watt's 189 QB hits lead the NFL since entering the League in 2017.

NFL QUARTERBACK HIT LEADERS – SINCE 2017

RANK	PLAYER	QB HITS
1.	T.J. Watt	189
2.	Aaron Donald	177
3.	Myles Garrett	165
4.	Matt Judon	155
5.	Chris Jones	153

- Watt's 176 QB hits lead the NFL since the start of the 2018 season.

NFL QUARTERBACK HIT LEADERS – SINCE 2018

RANK	PLAYER	QB HITS
1.	T.J. Watt	176
2.	Aaron Donald	150
3.	Myles Garrett	147
4.	Chris Jones	140
5.	Matt Judon	136
	Nick Bosa	136

- Watt's 155 QB hits lead the NFL since the start of the 2019 season.

NFL QUARTERBACK HIT LEADERS – SINCE 2019

RANK	PLAYER	QB HITS
1.	T.J. Watt	155
2.	Nick Bosa	136
3.	Myles Garrett	118
4.	Matt Judon	116
5.	Maxx Crosby	111
	Chris Jones	111

- Watt's 119 QB hits lead the NFL since the start of the 2020 season.

NFL QUARTERBACK HIT LEADERS – SINCE 2020

RANK	PLAYER	QB HITS
1.	T.J. Watt	119
2.	Nick Bosa	111
3.	Myles Garrett	100
4.	Maxx Crosby	97
5.	Trey Hendrickson	91
	Chris Jones	91

T.J. WATT KNOWS THE TFL

- LB T.J. Watt's 101 tackles for loss are the fifth-most over a player's first seven seasons in NFL history.

MOST TFL IN FIRST SEVEN SEASONS IN NFL HISTORY

RANK	PLAYER	TFL
1.	J.J. Watt	136
2.	Aaron Donald	131
3.	Von Miller	111
4.	Lavonte David	106
5.	T.J. Watt	101

- Watt's 101 tackles for loss are the second-most in the NFL since entering the League in 2017.

NFL TFL LEADERS – SINCE 2017

RANK	PLAYER	TFL
1.	Aaron Donald	116
2.	T.J. Watt	101
3.	Cameron Jordan	90
4.	Myles Garrett	89
5.	Matt Judon	83
	Danielle Hunter	83

- Watt's 91 tackles for loss are the second-most in the NFL since the start of the 2018 season.

NFL TFL LEADERS – SINCE 2018

RANK	PLAYER	TFL
1.	Aaron Donald	101
2.	T.J. Watt	91
3.	Maxx Crosby	80
	Myles Garrett	80
5.	Cameron Jordan	73

- Watt's 79 tackles for loss are the second-most in the NFL since the start of the 2019 season.

NFL TFL LEADERS – SINCE 2019

RANK	PLAYER	TFL
1.	Maxx Crosby	80
2.	T.J. Watt	79
3.	Aaron Donald	76
4.	Myles Garrett	68
5.	Nick Bosa	66

- Watt's 65 tackles for loss are the most in the NFL since the start of the 2020 season.

NFL TFL LEADERS – SINCE 2020

RANK	PLAYER	TFL
1.	T.J. Watt	65
2.	Maxx Crosby	64
3.	Myles Garrett	57
4.	Aaron Donald	56
5.	Brian Burns	50
	Nick Bosa	50

WATT WRESTLES AWAY THE FOOTBALL

- LB T.J. Watt's 26 forced fumbles are the fourth-most over a player's first seven seasons in NFL history.

MOST FORCED FUMBLES IN FIRST SEVEN SEASONS IN NFL HISTORY

RANK	PLAYER	FF
1.	Dwight Freeney	35
2.	Robert Mathis	33
3.	DeMarcus Ware	27
4.	T.J. Watt	26
5.	Julius Peppers	25

- Watt's 26 forced fumbles are the most in the NFL since entering the League in 2017.

NFL FORCED FUMBLE LEADERS – SINCE 2017

RANK	PLAYER	FF
1.	T.J. Watt	26
2.	Khalil Mack	22
3.	Aaron Donald	20
	Chandler Jones	20
5.	Shaquille Leonard	17
	Yannick Ngakoue	17
	Demarcus Lawrence	17
	Myles Garrett	17
	Haason Reddick	17

- Watt's 26 career forced fumbles are the second-most by a Steelers player since 1994.

STEELERS FORCED FUMBLE LEADERS – SINCE 1994

RANK	PLAYER	GP	FF
1.	James Harrison	177	32
2.	T.J. Watt	99	26
3.	Joey Porter	122	18
	Jason Gildon	158	18
5.	Levon Kirkland	144	14

- Watt's 25 forced fumbles lead the NFL since the start of the 2018 season.

NFL FORCED FUMBLE LEADERS – SINCE 2018

RANK	PLAYER	FF
1.	T.J. Watt	25
2.	Khalil Mack	21
3.	Chandler Jones	18
4.	Shaquille Leonard	17
5.	Myles Garrett	16

- Watt's 19 forced fumbles lead the NFL since the start of the 2019 season.

NFL FORCED FUMBLE LEADERS – SINCE 2019

RANK	PLAYER	FF
1.	T.J. Watt	19
2.	Chandler Jones	15
	Khalil Mack	15
4.	Haason Reddick	14
	Shaquil Barrett	14

- Watt's 10 fumble recoveries are tied for the second-most in the NFL since the start of the 2017 season.

NFL FUMBLE RECOVERIES LEADERS – SINCE 2017

RANK	PLAYER	FR
1.	Lavonte David	12
2.	T.J. Watt	10
	Vonn Bell	10
	Justin Houston	10
5.	Six different players tied with	9

- Watt's 10 fumble recoveries are the most in the NFL since the start of the 2019 season.

NFL FUMBLE RECOVERIES LEADERS – SINCE 2019

RANK	PLAYER	FR
1.	T.J. Watt	10
2.	Vonn Bell	9
	Devin White	9
4.	Chandler Jones	8
5.	DeForest Buckner	7
	Kyle Van Noy	7
	Antoine Winfield	7

- Watt's 35 combined interceptions, forced fumbles and fumble recoveries are the most in the NFL since the start of the 2019 season.

NFL COMBINED (INT, FF, FR) LEADERS – SINCE 2019

RANK	PLAYER	INT.	FF	FR	TOT.
1.	T.J. Watt	6	19	10	35
2.	Justin Simmons	23	4	3	30
3.	Shaquille Leonard	10	13	5	28
4.	Minkah Fitzpatrick	17	4	5	26
	J.C. Jackson	23	1	2	26
	Vonn Bell	7	10	9	26

LET MY CAMERON GO

- DT **Cameron Heyward** returned to the lineup in Week 9 vs. Tennessee. He was placed on the Reserve/Injured List following Week 1 vs. San Francisco.
- Heyward has played in 189 regular-season games for the Steelers, which ranks seventh in franchise history and third among defensive players (Donnie Shell, 201; Mel Blount 200).

MOST GAMES PLAYED – FRANCHISE HISTORY

RANK	PLAYER	GAMES
1.	Ben Roethlisberger (2004-21)	249
2.	Mike Webster (1974-88)	220
3.	Hines Ward (1998-2011)	217
4.	Donnie Shell (1974-87)	201
5.	Mel Blount (1970-83)	200
6.	Gary Anderson (1982-94)	197
7.	Cameron Heyward (2011-)	189
8.	Dermontti Dawson (1988-2000)	184
9.	Deshaea Townsend (1998-2009)	183
10.	Ray Mansfield (1964-76)	182

- Heyward has played in 189 regular-season games, which ranks 25th in NFL history among defensive tackles.

MOST GAMES PLAYED BY DEFENSIVE TACKLE – NFL HISTORY

RANK	PLAYER	GAMES
1.	Ted Washington (1991-2007)	236
2.	Keith Traylor (1991-2007)	229
3.	Justin Smith (2001-14)	217
4.	John Randle (1990-2003)	219
	Jeff Zgonina (1993-2009)	219
6.	Alan Page (1967-81)	218
7.	Dave Butz (1973-88)	216
8.	Domata Peko Sr. (2006-20)	214
9.	Steve McMichael (1980-94)	213
	Henry Thomas (1987-2000)	213
25.	Cameron Heyward (2011-)	189

- Heyward has registered 13.5 sacks in 24 career games vs. Cincinnati, which is the most by a player against the Bengals in League history (Terrell Suggs, 12.5, had the previous record and it took him 29 career games).

CAREER SACK LEADERS VS. CINCINNATI

RANK	PLAYER. GAMES PLAYED	SACKS
1.	Cameron Heyward, 24 GP	13.5
2.	Terrell Suggs, 29 GP	12.5
3.	Jason Gildon, 20 GP	12.0
	Myles Garrett, 10 GP	12.0
5.	T.J. Watt, 12 GP	11.0
	Greg Lloyd, 17 GP	11.0

- The only other Steelers players with 13.5+ sacks against a single opponent is T.J. Watt (17.0 vs. Cleveland, 14.0 vs. Baltimore) and James Harrison (16.0 vs. Baltimore).

FRANCHISE SACK LEADERS VS. SINGLE OPPONENT

RANK	PLAYER, OPPONENT (GP)	SACKS
1.	T.J. Watt vs. Cleveland (12)	17.0
2.	James Harrison vs. Baltimore (25)	16.0
3.	T.J. Watt vs. Baltimore (13)	14.0
4.	Cameron Heyward vs. Cincinnati (23)	13.5
5.	Jason Gildon vs. Cincinnati (20)	12.0

- Heyward is the only defensive lineman in franchise history with 9.0 or more sacks in at least five seasons.
- Heyward is the only defensive lineman in franchise history with 10.0 or more sacks in at least three seasons.

STEELERS DEFENSIVE LINEMAN SINGLE-SEASON SACK LEADERS

RANK	PLAYER, YEAR	SACKS
1.	Keith Willis, 1983	14.0
2.	Cameron Heyward, 2017	12.0
	Keith Willis, 1986	12.0
4.	Stephon Tuitt, 2020	11.0
5.	Cameron Heyward, 2022	10.5
6.	Cameron Heyward, 2021	10.0
7.	Cameron Heyward, 2019	9.0
8.	Ray Seals, 1995	8.5
9.	Cameron Heyward, 2018	8.0
	Aaron Smith, 2004	8.0
	Kimo von Oelhoffen, 2003	8.0
	Aaron Smith, 2001	8.0

- Heyward is the lone defensive tackle in the NFL with 10.0 or more sacks in each of the last two seasons (2021, 2022).
- Heyward's streak of two straight seasons with 10.0 or more sacks is tied for the fifth-longest by a defensive tackle since 1982.
- Heyward is the 10th defensive tackle since 1982 to have 10.0 or more sacks in consecutive seasons.

MOST CONSECUTIVE 10.0+ SACK SEASONS BY DEFENSIVE TACKLE – SINCE 1982

RANK	PLAYER	SEASONS
1.	John Randle	8 (1992-99)
2.	Aaron Donald	5 (2017-21)
3.	Bill Pickel	3 (1984-86)
	Randy White	3 (1983-85)
5.	Cameron Heyward	2 (2021-22)
	Keith Millard	2 (1985-86)
	Kevin Williams	2 (2003-04)
	Rod Coleman	2 (2004-05)
	Trevor Pryce	2 (1999-2000)
	Warren Sapp	2 (1999-2000)

- Heyward's three seasons of 10.0 or more sacks are tied for the fourth-most by a defensive tackle since 1982.

MOST 10.0+ SACK SEASONS BY DEFENSIVE TACKLE – SINCE 1982

RANK	PLAYER, YEARS	SEASONS
1.	John Randle	9
2.	Aaron Donald	6
3.	Warren Sapp	4
4.	Cameron Heyward	3
	Bill Pickel	3
	Geno Atkins	3
	Keith Millard	3
	Randy White	3
	Rod Coleman	3
	Steve McMichael	3
	Trevor Pryce	3

- Heyward's seven seasons of 7.0 or more sacks are tied for the fourth-most by a defensive tackle since 1982.

MOST 7.0+ SACK SEASONS BY DEFENSIVE TACKLE – SINCE 1982

RANK	PLAYER, YEARS	SEASONS
1.	John Randle	12
2.	Steve McMichael	9
3.	Aaron Donald	8
4.	Cameron Heyward	7
	Calais Campbell	7
	Warren Sapp	7
	Henry Thomas	7
	Trevor Pryce	7
9.	Geno Atkins	6
	Ray Childress	6
	Justin Smith	6

- Heyward's 79.5 career sacks are the ninth-most by a defensive tackle in NFL history.

NFL CAREER SACK LEADERS BY DEFENSIVE TACKLE

RANK	PLAYER, YEARS	SACKS
1.	John Randle, 1990-2003	137.5
2.	Aaron Donald, 2014-23	109.0
3.	Warren Sapp, 1995-2007	96.5
4.	Steve McMichael, 1980-94	95.0*
5.	Henry Thomas, 1987-2000	93.5
6.	Trevor Pryce, 1997-2010	92.0
7.	Justin Smith, 2001-14	87.0
8.	La'Roi Glover, 1996-2008	83.5
9.	Cameron Heyward, 2011-23	79.5
10.	Ray Childress, 1985-1996	76.5*

*indicates stat was not tracked during some included years

- Heyward's 79.5 career sacks are the most by a Steelers' defensive lineman since 1982, second-most by an active NFL defensive tackle, third-most in franchise history and third-most by a Steeler since 1982.

STEELERS DEFENSIVE LINEMAN CAREER SACK LEADERS – SINCE 1982

RANK	PLAYER, YEARS	SACKS
1.	Cameron Heyward, 2011-23	79.5
2.	Keith Willis, 1982-91	59.0
3.	Aaron Smith, 1999-2011	44.0
4.	Stephon Tuitt, 2014-20	34.5
5.	Brett Keisel, 2002-14	30.0

STEELERS CAREER SACK LEADERS

RANK	PLAYER, YEARS	SACKS
1.	T.J. Watt, 2017-23	91.5
2.	James Harrison, 2002, 2004-12, 2014-17	80.5
3.	Cameron Heyward, 2011-22	79.5
4.	Jason Gildon, 1994-2003	77.0
5.	L.C. Greenwood, 1969-81	73.5
6.	Joe Greene, 1969-81	66.0
7.	Joey Porter, 1999-2006	60.0
8.	Keith Willis, 1982-91	59.0
9.	LaMarr Woodley, 2007-13	57.0
10.	Greg Lloyd, 1998-97	53.5

ACTIVE NFL SACK LEADERS BY DEFENSIVE TACKLES

RANK	PLAYER	SACKS
1.	Aaron Donald	109.0
2.	Cameron Heyward	79.5
3.	Chris Jones	72.5
4.	Fletcher Cox	67.5
5.	DeForest Buckner	58.5

- Heyward's 116 tackles for loss are the second-most by an active NFL defensive tackle.

ACTIVE NFL TFL LEADERS BY DEFENSIVE TACKLES

RANK	PLAYER	TFL
1.	Aaron Donald	173
2.	Cameron Heyward	116
3.	Fletcher Cox	87
4.	DeForest Buckner	77
5.	Chris Jones	74

- Heyward's 633 tackles are the second-most by an active NFL defensive tackle.

ACTIVE NFL TACKLE LEADERS BY DEFENSIVE TACKLES

RANK	PLAYER	TACKLES
1.	Linval Joseph	670
2.	Cameron Heyward	633
3.	Aaron Donald	533
4.	DeForest Buckner	518
5.	Fletcher Cox	506

- Heyward's 46 passes defended are the most among active NFL defensive tackles.

ACTIVE NFL PASSES DEFENDED LEADERS BY DEFENSIVE TACKLES

RANK	PLAYER	PDS
1.	Cameron Heyward	46
2.	Chris Jones	36
3.	Shelby Harris	33
4.	DeForest Buckner	25
5.	Jordan Phillips	23

- The Steelers are now 13-0-1 when he has a multi-sack game and 10-0-1 when he has at least 2.0 sacks.

- Heyward's 319 tackles are the second-most among defensive tackles in the NFL since the start of the 2019 season.

NFL TACKLE LEADERS BY DEFENSIVE TACKLES – SINCE 2019

RANK	PLAYER	TACKLES
1.	Christian Wilkins	335
2.	Cameron Heyward	319
3.	DeForest Buckner	317
4.	Jonathan Allen	298
5.	Daron Payne	276

- Heyward's 22 passes defended are the second-most among defensive tackles in the NFL since the start of the 2019 season.

NFL PASSES DEFENDED LEADERS BY DEFENSIVE TACKLES – SINCE 2019

RANK	PLAYER	PDS
1.	Shelby Harris	26
2.	Cameron Heyward	22
3.	Chris Jones	20
	Jeffrey Simmons	20
5.	Christian Wilkins	19
	Shy Tuttle	19

- Heyward's 34.5 sacks are the fourth-most among defensive tackles in the NFL since the start of the 2019 season.

NFL SACK LEADERS BY DEFENSIVE TACKLES – SINCE 2019

RANK	PLAYER	SACKS
1.	Aaron Donald	49.5
2.	Chris Jones	48.5
3.	DeForest Buckner	37.5
4.	Cameron Heyward	34.5
5.	Javon Hargrave	33.0

- Heyward's 51 tackles for loss are the second-most among defensive tackles in the NFL since the start of the 2019 season.

NFL TACKLES FOR LOSS LEADERS BY DEFENSIVE TACKLES – SINCE 2019

RANK	PLAYER	TFLS
1.	Aaron Donald	76
2.	Cameron Heyward	51
3.	DeForest Buckner	48
4.	Jonathan Allen	45
	Chris Jones	45

FITZPATRICK DOES IT AGAIN

- S Minkah Fitzpatrick, three-time Associated Press First Team All-Pro (2019, 2020, 2022), led the Steelers with 54 tackles (37 solo) when he suffered an injury in Week 8 vs. Jacksonville. He missed the next four games before returning in Week 13 vs. Arizona.
- Fitzpatrick's 22 total takeaways (17 interceptions and five fumble recoveries) are tied for the fourth-most in the NFL since the start of the 2019 season.

NFL TAKEAWAY (INT AND FR) LEADERS – SINCE 2019

RANK	PLAYER	INT.	FR	TOT.
1.	Justin Simmons	23	3	26
2.	J.C. Jackson	23	2	25
3.	Tyrann Mathieu	19	5	23
4.	Minkah Fitzpatrick	17	5	22
	Xavien Howard	18	4	22

- Fitzpatrick's 17 interceptions are the seventh-most in the NFL since the start of the 2019 season.

NFL INTERCEPTION LEADERS – SINCE 2019

RANK	PLAYER	INTS
1.	J.C. Jackson	23
	Justin Simmons	23
3.	Tyrann Mathieu	19
4.	Trevon Diggs	18
	Xavien Howard	18
	Quandre Diggs	18
7.	Minkah Fitzpatrick	17

- Fitzpatrick's 26 combined interceptions (17), forced fumbles (four) and fumble recoveries (five) are tied for the fourth-most in the NFL since the start of the 2019 season.

NFL COMBINED (INT, FF, FR) LEADERS – SINCE 2019

RANK	PLAYER	INT.	FF	FR	TOT.
1.	T.J. Watt	6	19	10	35
2.	Justin Simmons	23	4	3	30
3.	Shaquille Leonard	10	13	5	28
4.	Minkah Fitzpatrick	17	4	5	26
	J.C. Jackson	23	1	2	26
	Vonn Bell	7	10	9	26

- Fitzpatrick's five defensive TDs are tied for the second-most in the NFL among active players.

NFL ACTIVE DEFENSIVE TOUCHDOWN LEADERS

RANK	PLAYER	TDS
1.	Eddie Jackson	6
2.	Minkah Fitzpatrick	5
	Darius Slay	5
	Deion Jones	5
	Daron Bland	5

- Fitzpatrick's five defensive TDs are tied for the NFL since he entered the League in 2018.

NFL DEFENSIVE TOUCHDOWN LEADERS – SINCE 2018

RANK	PLAYER	TDS
1.	Minkah Fitzpatrick	5
	Darius Slay	5
	Marcus Peters	5
	Daron Bland	5
5.	Eddie Jackson	4
	Denzel Ward	4
	Troy Hill	4

- Fitzpatrick became the fourth player in NFL history with an interception return for TD in four of his first five seasons, joining Nate Clements, Pro Football Hall of Famer Ken Houston and Deion Jones.
- Fitzpatrick has two career multi-interception games (2018-22).

FITZPATRICK BLOCK PARTY

- Minkah Fitzpatrick returned an interception for a TD and blocked an extra-point at Cincinnati in Week 1 of 2022 at Cincinnati. He is one of five players to have a pick-6 and a blocked kick in the same game since 2000 and the only to have a blocked extra-point and a pick-6 in the same game over the span.

PLAYERS WITH INT TD AND BLOCKED KICK IN SAME GAME SINCE 2000

PLAYER. TEAM	OPPONENT
Minkah Fitzpatrick, Pittsburgh Steelers	at CIN (09/11/2022) – PAT
Jonathan Jones, New England Patriots	vs. IND (11/06/2022) – Punt
Patrick Chung, New England Patriots	at MIA (10/04/2010) – Punt & FG
Julius Peppers, Carolina Panthers	at TB (11/28/2004) – FG
Chad Williams, Baltimore Ravens	at CIN (12/01/2002) – Punt

ALEX(ANDER) THE GREAT

- LB Alex Highsmith recorded four tackles (two solo), 2.0 sacks, two tackles for loss and a career-high five QB hits in Week 9 vs. Tennessee.
- His five QB hits are tied for the most in a game in the NFL this season.

MOST QB HITS IN A GAME – 2023

RANK	PLAYER VS. OPP. (WEEK)	QBH
1.	Alex Highsmith vs. Tennessee (Week 9)	5
	T.J. Watt vs. San Francisco (Week 1)	5
	Myles Garrett vs. Tennessee (Week 3)	5
	Josh Sweat vs. Minnesota (Week 2)	5
	Dexter Lawrence vs. N.Y. Jets (Week 8)	5
	Sam Hubbard vs. Seattle (Week 6)	5

- His five QB hits are tied for the sixth-most in a game by a Steelers player since 2001.

MOST QB HITS BY STEELERS PLAYER IN A GAME – SINCE 2001

RANK	PLAYER VS. OPP. (WEEK, YEAR)	QBH
1.	James Harrison vs. Baltimore (Week 9, 2011)	7
2.	Jason Worilds at Cleveland (Week 12, 2013)	6
	T.J. Watt vs. Atlanta (Week 5, 2018)	6
	James Harrison vs. Baltimore (Week 9, 2007)	6
	T.J. Watt vs. Baltimore (Week 13, 2021)	6
6.	Alex Highsmith vs. Tennessee (Week 9, 2023)	5
	T.J. Watt vs. San Francisco (Week 1, 2023)	5
	T.J. Watt at Baltimore (Week 8, 2020)	5
	Cameron Heyward at Cincinnati (Week 12, 2019)	5
	T.J. Watt at Buffalo (Week 1, 2021)	5
	T.J. Watt vs. Cleveland (Week 17, 2021)	5

- Highsmith is one of two players this season to register 2.0 sacks, two tackles for loss and five QB hits in the same game.

NFL PLAYERS WITH 2.0 SACKS, 2 TFL AND 5 QBH IN A GAME – 2023

	SACKS	TFL	QBH
Alex Highsmith vs. Tennessee (Week 9)	2.0	2	5
Myles Garrett vs. Tennessee (Week 3)	3.5	3	5

- Highsmith registered two tackles (two solo), 1.0 sack, one forced fumble and one strip sack in Week 5 vs. Baltimore.
- He recorded seven tackles (five solo), 1.0 sack, one strip sack, one forced fumble, two quarterback hits, one tackle for loss, one interception and one pass defended in Week 2 vs. Cleveland.
- His interception return for TD came nine seconds into game against the Browns. It was the fastest TD to open a game for the Steelers since the 1970 AFL-NFL merger.

- The previous mark was 12 seconds into the game, and it came on Jan. 9, 1983 vs. San Diego (AFC Wildcard, Guy Ruff recovered a fumble on the opening kickoff).
- Highsmith picked off Deshaun Watson on the Browns' first offensive play of the game and returned 30 yards for a TD. It marked the first interception return for TD since Week 1 of 2022 (Minkah Fitzpatrick at Cincinnati) and first interception return for TD by a linebacker since Week 8 of 2020 (Robert Spillane at Baltimore).
- It also marked the first interception return for TD at home since Week 12 of 2020 (Joe Haden vs. Baltimore) and first interception return for TD at home by a linebacker since Week 14 of 2010 (LaMarr Woodley vs. Cincinnati).
- Highsmith finished with eight tackles (five solo), two quarterback hits, two tackles for loss and 1.0 sack, bringing his sack total to 6.0 on the season and 28.5 in his career (2020-23).
- Highsmith's 20.5 sacks are the ninth-most in the NFL since the start of the 2022 season.

- Highsmith six strip sacks are tied for the most in the NFL since the start of the 2022 season.

NFL STRIP SACKS LEADER – SINCE 2022

RANK	PLAYER	STRIP SACKS
1.	Alex Highsmith	6
	Haason Reddick	6
	Myles Garrett	6
	Bradley Chubb	6
5.	Josh Allen	5
	Trey Hendrickson	5
	Darrell Taylor	5
	Khalil Mack	5

NFL SACK LEADERS – SINCE 2022

RANK	PLAYER	SACKS
1.	Myles Garrett	29.0
2.	Nick Bosa	26.5
3.	Haason Reddick	25.5
4.	Micah Parsons	25.0
5.	Maxx Crosby	24.0
	Danielle Hunter	24.0
7.	Chris Jones	23.0
	Khalil Mack	23.0
9.	Alex Highsmith	20.5
10.	T.J. Watt	19.5
	Matt Judon	19.5

- Highsmith has recorded 23.5 sacks in his last 32 games, dating back to Week 16 of the 2021 season, which is the ninth-most in the NFL over the span.

NFL SACK LEADERS SINCE WEEK 16 OF 2021

RANK	PLAYER	SACKS
1.	Myles Garrett	30.0
2.	Maxx Crosby	27.0
	Nick Bosa	27.0
4.	Micah Parsons	26.0
5.	Haason Reddick	25.5
6.	Chris Jones	25.0
7.	T.J. Watt	24.5
8.	Danielle Hunter	24.0
9.	Alex Highsmith	23.5
10.	Khalil Mack	23.0

- Highsmith's 14.5 sacks in 2022 were tied for the fifth-most in single-season franchise history.

- Highsmith has recorded seven strip sacks in his last 32 games, dating back to Week 16 of the 2021 season, which is the most in the NFL over the span.

STEELERS SINGLE-SEASON SACK LEADERS

RANK	PLAYER, YEAR	SACKS
1.	T.J. Watt, 2021	22.5
2.	James Harrison, 2008	16.0
3.	T.J. Watt, 2020	15.0
	Mike Merriweather, 1984	15.0
5.	T.J. Watt, 2019	14.5
	Alex Highsmith, 2022	14.5
7.	T.J. Watt, 2023	14.0
	Kevin Greene, 1994	14.0
	Keith Willis, 1983	14.0
10.	LaMarr Woodley, 2009	13.5
	Jason Gildon, 2000	13.5

- Highsmith's seven forced fumbles are the most in the NFL since the start of the 2022 season.

NFL STRIP SACK LEADERS SINCE WEEK 16 OF 2021

RANK	PLAYER	STRIP SACKS
1.	Alex Highsmith	7
2.	Haason Reddick	6
	Myles Garrett	6
	Bradley Chubb	6
5.	Josh Allen	5
	Trey Hendrickson	5
	Darrell Taylor	5
	Khalil Mack	5

- Highsmith has registered eight forced fumbles in his last 32 games, dating back to Week 16 of the 2021 season, which is the most in the NFL over the span.

NFL FORCED FUMBLE LEADERS – SINCE 2022

RANK	PLAYER	FF
1.	Alex Highsmith	7
	Bradley Chubb	7
	Khalil Mack	7
4.	Josh Allen	6
	Haason Reddick	6
	Myles Garrett	6
	Bobby Okereke	6
	Haason Reddick	6

NFL FORCED FUMBLE LEADERS SINCE WEEK 16 OF 2021

RANK	PLAYER	FF
1.	Alex Highsmith	8
2.	Bradley Chubb	7
	Khalil Mack	7
4.	Josh Allen	6
	Haason Reddick	6
	Myles Garrett	6
	Bobby Okereke	6
	Trent McDuffie	6

ALL THINGS COVERED

- Three-time NFL All-Pro CB **Patrick Peterson** has registered six interceptions since the start of the 2022 season, which is tied for the eighth-most in the NFL.

NFL INTERCEPTION LEADERS – SINCE 2022

RANK	PLAYER	INT
1.	Daron Bland	13
2.	Justin Simmons	9
	Jessie Bates	9
4.	Tariq Woolen	8
5.	Talanoa Hufanga	7
	Rasul Douglas	7
	Jalen Ramsey	7
8.	Patrick Peterson	6
	Minkah Fitzpatrick	6
	Levi Wallace	6
	Eight other players tied	6

- His 25 passes defended are tied for the sixth-most in the NFL since the start of the 2022 season.

NFL PASSES DEFENSED LEADERS – SINCE 2022

RANK	PLAYER	PD
1.	Darius Williams	32
2.	Charvarius Ward	30
3.	Sauce Gardner	28
	James Bradberry	28
5.	Darius Slay	26
6.	Patrick Peterson	25
	Denzel Ward	25
	Tariq Woolen	25
9.	Levi Wallace	23
	Rasul Douglas	23

- Since entering the league in 2011, Peterson has recorded 35 interceptions, which is the second-most in the NFL over the span.

NFL INTERCEPTION LEADERS – SINCE 2011

RANK	PLAYER	INT
1.	Richard Sherman	37
2.	Patrick Peterson	35
3.	Harrison Smith	34
4.	Tashaun Gipson	33
	Marcus Peters	33

- Since entering the league in 2011, Peterson has recorded 121 passes defended, which is the sixth-most in the NFL over the span.

NFL PASSES DEFENSED LEADERS – SINCE 2011

RANK	PLAYER	PDS
1.	Darius Slay	145
2.	Stephon Gilmore	138
3.	Joe Haden	137
4.	Janoris Jenkins	125
5.	Johnathan Joseph	124
6.	Patrick Peterson	121

- His 35 interceptions are the most among active players in the NFL.

NFL ACTIVE INTERCEPTION LEADERS

RANK	PLAYER	INT
1.	Patrick Peterson	35
2.	Harrison Smith	34
3.	Tashaun Gipson	33
4.	Tyrann Mathieu	32
5.	Stephon Gilmore	31

- His 121 passes defended are the third-most among active players in the NFL.

NFL ACTIVE PASSES DEFENSED LEADERS

RANK	PLAYER	PDS
1.	Darius Slay	145
2.	Stephon Gilmore	138
3.	Patrick Peterson	121
4.	Kareem Jackson	110
	James Bradberry	110

- Peterson, who was chosen with the fifth overall pick in the 2011 NFL Draft and eight-time Pro Bowl selection, has at least one interception in each of his 13 NFL seasons, which is the league's longest active streak.

NFL ACTIVE STREAK OF CONSECUTIVE SEASONS WITH INTERCEPTION

RANK	PLAYER	SEASONS
1.	Patrick Peterson	13
2.	Tashaun Gipson	11
	Stephon Gilmore	11
4.	Tyrann Mathieu	10
	Duron Harmon	10

FROM THE OPENING KICK

- Pittsburgh took the opening kickoff and marched 75 yards on nine plays (4:59), capped off by a four-yard TD run from Najee Harris in Week 10 vs. Green Bay. The TD was the Steelers second of the season on their opening drive (second consecutive week).
- The Steelers registered TDs on their opening drives in back-to-back games for the first time since Week 9 and 10 of 2021 (vs. Chicago and vs. Detroit).
- Pittsburgh registered TDs on its first two offensive drives of the game in Week 10 vs. Green Bay. The Steelers have not posted TDs on their first two drives of a game since Week 15 of 2022 (at Carolina).
- The Steelers scored on its opening three drives of a game in Week 10 vs. Green Bay for the first time since Week 13 of 2022 (at Atlanta).

CONVERTING WHEN IT MATTERS

- The Steelers have converted on 15 of 25 fourth-down attempts since the start of the 2022 season, which ranks fourth in the NFL in fourth down-conversion percentage (60.0%).
- Pittsburgh has improved significantly since 2021, when they ranked 24th (47.6%).

HIGHEST FOURTH-DOWN CONVERSION PCT. – SINCE 2022

RANK	TEAM	4TH%
1.	Philadelphia Eagles	70.6
	L.A. Rams	70.6
3.	Kansas City Chiefs	60.9
4.	Pittsburgh Steelers	60.0
5.	Tampa Bay Buccaneers	59.0

PROTECTING THE QB

- Pittsburgh did not allow a sack in Week 13 vs. Arizona.
- Pittsburgh did not allow a sack in the Week 9 victory over Tennessee. It marked the first time that the Steelers held their opponent without a sack since Week 16 of 2022 vs. Las Vegas Raiders.
- It also marked the first time that the Titans did not record a sack since Week 14 of 2022 vs. Jacksonville Jaguars.
- Since the start of the 2019 season, Pittsburgh ranks ninth in most games without allowing a defensive sack (13).

MOST GAMES WITHOUT ALLOWING A DEFENSIVE SACK – SINCE 2019

RANK	TEAM	GAMES
1.	Tampa Bay Buccaneers	18
2.	Kansas City Chiefs	16
	Las Vegas Raiders	16
4.	New Orleans Saints	15
	Dallas Cowboys	15
6.	Buffalo Bills	14
	L.A. Rams	14
	Detroit Lions	14
9.	Pittsburgh Steelers	13

- Since the start of the 2019 season, Pittsburgh ranks tied for fifth in sacks allowed per pass attempt (5.1%).

NFL FEWEST SACKS ALLOWED PER PASS ATTEMPT – SINCE 2019

RANK	TEAM	SACKS ALLOWED PCT.
1.	Kansas City Chiefs	3.9
2.	Tampa Bay Buccaneers	4.3
3.	Buffalo Bills	4.9
4.	Pittsburgh Steelers	5.0
5.	Dallas Cowboys	5.1
	L.A. Chargers	5.1

- Pittsburgh has allowed 147 sacks since the start of the 2019 season, which is the fifth-fewest in the NFL over the span.

NFL FEWEST SACKS ALLOWED – SINCE 2019

RANK	TEAM	SACKS ALLOWED
1.	Kansas City Chiefs	120
2.	Tampa Bay Buccaneers	141
3.	Buffalo Bills	142
4.	Green Bay Packers	146
5.	Pittsburgh Steelers	147

MITCH EXCELS IN A PINCH

- QB **Mitch Trubisky** has played in three games in 2023 (Week 4 at Houston, Week 8 vs. Jacksonville and Week 13 vs. Arizona). He has completed 29-of-49 passes for 273 yards and two TDs.
- Trubisky played in seven games (five starts) for the Steelers in 2022. He completed 117-of-180 passes for 1,252 yards and four TDs.
- Trubisky, who started the first four games of the season, made three appearances for an injured QB **Kenny Pickett**.
- Trubisky completed 17-of-22 passes for 179 yards with no interceptions and helped convert a season-high 12-of-16 third-down conversions in Week 15 of 2022 at Carolina.
- Trubisky completed 22-of-30 passes for 276 yards and a TD in Week 14 of 2022 vs. Baltimore.
- In duty vs. Carolina, Baltimore and Tampa Bay in 2022, Trubisky completed 48-of-64 passes for 599 yards, two TDs and three interceptions. His passer rating was 94.46.

- Trubisky completed 9-of-12 passes (75.0 percent) for 144 yards, one TD and a 142.4 rating in Week 6 of 2022 vs. Tampa Bay after entering the game following a third-quarter injury to QB **Kenny Pickett**.
- Trubisky was lights out on third down against the Buccaneers in Week 6 of 2022. He completed 5-of-7 passes (71.4 percent) for 118 yards on third down, including five completions that netted a first down.

TRUBISKY ON THIRD DOWN VS. TAMPA BAY IN 2022

QTR	LOS	DIST.	PLAY
3	PIT 20	3rd-15	Pass to Chase Claypool to PIT 36 for 16 yards
3	PIT 41	3rd-5	Pass incomplete to Diontae Johnson
3	TB 47	3rd-5	Pass incomplete to Jaylen Warren
4	PIT 26	3rd-13	Pass to George Pickens to PIT 40 for 14 yards
4	PIT 44	3rd-6	Pass to Co. Heyward to TB 11 for 45 yards
4	PIT 20	3rd-15	Pass to Chase Claypool to PIT 37 for 17 yards
4	PIT 36	3rd-11	Pass to Chase Claypool to TB 38 for 26 yards

- Trubisky converted a quartet of third down plays of longer than 11 yards in the second half vs. Tampa Bay in Week 6 of 2022.
- The four such third-down conversions (11+ yards) are the most by a Steelers quarterback since Ben Roethlisberger had four at Denver in Week 1 of 2012.

MOST THIRD-DOWN PASS CONVERSIONS OF 11+ YARDS BY STEELERS QB – SINCE 2000

RK	PLAYER. OPP.	YEAR	3RD 11+ YDS
1.	Mitch Trubisky vs. Tampa Bay	2022, Wk 6	4
	Ben Roethlisberger at Denver	2012, Wk 1	4
3.	Ben Roethlisberger vs. Tennessee	2020, Wk 7	3
	Mason Rudolph vs. Miami	2019, Wk 8	3
	Ben Roethlisberger vs. New England	2011, Wk 8	3
	Tommy Maddox vs. Cincinnati	2003, Wk 13	3

- Trubisky is 31-24 (.564) in his career as a starter, including a 27-16 (.628) mark since the start of 2018.
- His .564 career winning percentage is the 10th-highest by an active QB in the League with a min. of 50 starts.

HIGHEST CAREER WIN PCT. (ACTIVE QB, MIN. 50 STARTS)

RANK	PLAYER	W	L	T	WIN PCT.
1.	Patrick Mahomes	72	20	0	.783
2.	Lamar Jackson	54	19	0	.740
3.	Jimmy Garoppolo	43	20	0	.683
4.	Aaron Rodgers	148	75	1	.663
5.	Josh Allen	58	30	0	.659
6.	Dak Prescott	70	39	0	.642
7.	Russell Wilson	114	70	1	.619
8.	Joe Burrow	29	22	1	.567
9.	Jared Goff	63	48	1	.567
10.	Mitch Trubisky	31	24	0	.564

NAJEE HARRIS (ING) OPPOSING DEFENSES

- RB **Najee Harris** led the Steelers with 15 carries for 99 yards (6.6 avg.) and a TD run in Week 12 in Cincinnati. He registered a five-yard TD run with 1:34 remaining in the third quarter that gave the Steelers a 10-7 lead.
- Harris registered his fourth rushing TD of the season, fourth in the last six games, and 18th of his career (2021-23). It also marked his fourth scrimmage TD of the season and 24th of his career (2021-23).

- Harris has been much more efficient on the ground over the last five weeks.

RUSHING WEEKS 1-8 VS. WEEK 9-13

WEEKS 1-8		WEEKS 9-13
Rushing Stats		
12.0	Rushes/Game	15.0
44.7	Rush Yards/Game	69.6
3.7	Yards/Rush	4.64
0.14	Rush TDs/Game	0.60
2.3	1st Downs by Rush/Game	3.2
19.0	First Down Rush Pct.	21.3
1.0	10+ Yard Rushes/Game	2.0
11.1	10+ Yard Rush Pct.	13.3

- Harris has rushed for 348 yards since Week 9, which is the fourth-most in the League over the span.

MOST RUSHING YARDS – SINCE WEEK 9

RANK	PLAYER. TEAM	RUSH YDS
1.	Jaylen Warren, Pittsburgh Steelers	426
2.	Christian McCaffrey, San Francisco 49ers	380
3.	Josh Jacobs, Las Vegas Raiders	363
4.	Najee Harris, Pittsburgh Steelers	348
5.	Devin Singletary, Houston Texans	342

- Harris has registered 10 runs of 10 yards or more since Week 9, which is tied for the fourth-most in the League over the span.

MOST 10+ RUSHES – SINCE WEEK 9

RANK	PLAYER. TEAM	10+ RUSHES
1.	Jaylen Warren, Pittsburgh Steelers	14
2.	Devin Singletary, Houston Texans	12
	Christian McCaffrey, San Francisco 49ers	12
4.	Najee Harris, Pittsburgh Steelers	10
	Saquon Barkley, N.Y. Giants	10

- Harris led the team with 16 carries for 82 yards (5.1 avg.) while adding 14 receiving yards on three receptions (4.7 avg.) in Week 10 vs. Green Bay. He registered a four-yard TD run with 10:01 remaining in the first quarter that gave the Steelers a 7-0 lead.
- Harris can become the fourth player since 2000 with at least 1,000 rushing yards and 10 scrimmage TDs in each of his first three career seasons, joining Chris Johnson, Adrian Peterson and LaDainian Tomlinson.
- Harris went 430 scrimmage touches (347 rushes and 83 receptions) to open his career without a fumble, which was tied for the seventh-most scrimmage touches (sixth among running backs) without a fumble to open an NFL career.
- Harris had 428 career rushes before his first fumble on a rush, which is the fifth-most rushes without a fumble to open an NFL career.
- Harris registered 16 carries for 69 yards (4.3 avg.) while adding seven receiving yards on two receptions (3.5 avg.) in Week 9 vs. Tennessee. He recorded a 10-yard TD run with 10:11 remaining in the first quarter that gave the Steelers a 7-0 lead.
- Harris led the Steelers with 14 carries for 53 yards (3.8 avg.) while adding 15 receiving yards on three receptions (5.0 avg.) in Week 7 at L.A. Rams. He registered a three-yard TD run with 7:20 remaining in the fourth quarter that gave the Steelers a 24-17 lead.
- Harris led Pittsburgh with 14 carries for 71 yards (5.1 avg.) while adding 32 receiving yards on one reception (32.0 avg.) in Week 4 at Houston.
- Harris is one of two players in the NFL with 2,800 or more rushing yards and 800 or more receiving yards since the start of the 2021 season.

PLAYERS WITH 2,800+ RUSH YARDS, 800+ REC. YARDS – SINCE 2021

PLAYER. TEAM	RUSH YDS	REC YDS
Najee Harris, Pittsburgh Steelers	2,895	826
Josh Jacobs, Las Vegas Raiders	3,296	1,028

- Harris' 2,895 rush yards are the fifth-most in the NFL since the start of the 2021 season.

MOST RUSH YARDS – SINCE 2021

RANK	PLAYER. TEAM	YDS
1.	Derek Henry, Tennessee Titans	3,316
2.	Josh Jacobs, Las Vegas Raiders	3,296
3.	Jonathan Taylor, Indianapolis Colts	3,086
4.	Nick Chubb, Cleveland Browns	2,954
5.	Najee Harris, Pittsburgh Steelers	2,895
6.	Joe Mixon, Cincinnati Bengals	2,640
7.	Christian McCaffrey, San Francisco 49ers	2,613
8.	Saquon Barkley, N.Y. Giants	2,602
9.	Dalvin Cook, N.Y. Jets	2,529
10.	Tony Pollard, Dallas Cowboys	2,463

- Harris' 3,721 scrimmage yards are the sixth-most by a running back in the NFL since the start of the 2021 season.

MOST SCRIMMAGE YARDS BY RUNNING BACK – SINCE 2021

RANK	PLAYER. TEAM	YDS
1.	Josh Jacobs, Las Vegas Raiders	4,324
2.	Christian McCaffrey, San Francisco 49ers	4,126
3.	Derrick Henry, Tennessee Titans	4,053
4.	Austin Ekeler, L.A. Chargers	3,936
5.	Jonathan Taylor, Indianapolis Colts	3,726
6.	Najee Harris, Pittsburgh Steelers	3,721
7.	Alvin Kamara, New Orleans Saints	3,645
8.	Joe Mixon, Cincinnati Bengals	3,627
9.	Tony Pollard, Dallas Cowboys	3,419
10.	Nick Chubb, Cleveland Browns	3,388

RUMBLE, YOUNG MAN, RUMBLE

- RB **Jaylen Warren** led the team with 129 yards on nine carries (14.3 avg.) while adding 16 receiving yards on three receptions (5.3 avg.) in Week 11 at Cleveland.
- Warren registered a 74-yard TD run with 14:10 remaining in the third quarter that cut the Browns lead to 10-7.
- The 74-yard TD run is the longest by the Steelers since Le'Veon Bell had an 81-yard TD run in Week 3 of 2014 (at Carolina).
- The 74-yard TD run is the second-longest by the Steelers in the series history with Cleveland (Willie Parker had an 80-yard TD run in Week 16 of 2005).
- Warren recorded his second 100-yard rushing game of the season and second of his career (2022-23).
- He is the first Steelers player to rush for 100 or more yards in consecutive games since James Conner in Weeks 2-3 of 2020.
- Warren registered his third rushing TD of the season and fourth of his career (2022-23).
- He registered his third scrimmage TD of the season and fourth of his career (2022-23).
- Warren is the first undrafted running back to register back-to-back 100-yard rushing games since C.J. Anderson (L.A. Rams) in Weeks 16 and 17 of 2018.
- He is the second undrafted running back in franchise history to register back-to-back 100-yard rushing games. Willie Parker is the only other undrafted running back in franchise history to accomplish the feat (had streaks of four games, three games, three games, two games, two games and two games).

- Warren has rushed for 426 yards since Week 9, which is the most in the League over the span.

MOST RUSHING YARDS – SINCE WEEK 9

RANK	PLAYER. TEAM	RUSH YDS
1.	Jaylen Warren, Pittsburgh Steelers	426
2.	Christian McCaffrey, San Francisco 49ers	380
3.	Josh Jacobs, Las Vegas Raiders	363
4.	Najee Harris, Pittsburgh Steelers	348
5.	Devin Singletary, Houston Texans	342

- Warren has averaged 85.2 rushing yards/game since Week 9, which is the third-most in the League over the span.

MOST RUSHING YARDS/GAME – SINCE WEEK 9

RANK	PLAYER. TEAM	RUSH YDS/GM
1.	Christian McCaffrey, San Francisco 49ers	95.0
2.	Josh Jacobs, Las Vegas Raiders	90.8
3.	Jaylen Warren, Pittsburgh Steelers	85.2
4.	Isiah Pacheco, Kansas City Chiefs	80.0
5.	David Montgomery, Detroit Lions	79.8

RUSHING WEEKS 1-8 VS. WEEK 9-13

WEEKS 1-8		WEEKS 9-13	
Rushing Stats			
6.4	Rushes/Game	11.4	
25.0	Rush Yards/Game	85.2	
3.89	Yards/Rush	7.47	
0.14	Rush TDs/Game	0.40	
1.3	1st Downs by Rush/Game	3.8	
20.0	First Down Rush Pct.	33.3	
0.71	10+ Yard Rushes/Game	2.80	
11.1	10+ Yard Rush Pct.	24.6	

- Warren has registered 14 runs of 10 yards or more since Week 9, which is the most in the League over the span.

MOST 10+ RUSHES – SINCE WEEK 9

RANK	PLAYER. TEAM	10+ RUSHES
1.	Jaylen Warren, Pittsburgh Steelers	14
2.	Devin Singletary, Houston Texans	12
	Christian McCaffrey, San Francisco 49ers	12
4.	Najee Harris, Pittsburgh Steelers	10
	Saquon Barkley, N.Y. Giants	10

- Warren has averaged 7.5 yards/rush since Week 9, which is the best in the League over the span (min. 50 carries).

MOST YARDS/RUSH – SINCE WEEK 9 (MIN. 50)

RANK	PLAYER. TEAM	YDS/RUSH
1.	Jaylen Warren, Pittsburgh Steelers	7.5
2.	David Montgomery, Detroit Lions	5.6
3.	Rhamondre Stevenson, New England Patriots	5.3
4.	Christian McCaffrey, San Francisco 49ers	5.2
	Saquon Barkley, N.Y. Giants	5.2

- Warren has recorded 19 first downs by rush since Week 9, which is tied for the fifth-most in the League over the span.

MOST FIRST DOWNS BY RUSH – SINCE WEEK 9

RANK	PLAYER. TEAM	1ST DOWNS
1.	Christian McCaffrey, San Francisco 49ers	25
2.	Isiah Pacheco, Kansas City Chiefs	22
3.	Derrick Henry, Tennessee Titans	21
4.	Rhamondre Stevenson, New England Patriots	20
5.	Jaylen Warren, Pittsburgh Steelers	19
	Rachaad White, Tampa Bay Buccaneers	19

- Warren has registered a first down on 33.3% of its running plays since Week 9, which is the highest in the League over the span (min. 50 carries).

HIGHEST PCT. OF RUSHES RESULTING IN FIRST DOWN – SINCE WEEK 9 (MIN. 50)

RANK	PLAYER. TEAM	1ST%
1.	Christian McCaffrey, San Francisco 49ers	34.2
2.	Rhamondre Stevenson, New England Patriots	33.9
3.	Jaylen Warren, Pittsburgh Steelers	33.3
4.	Kareem Hunt, Cleveland Browns	32.7
5.	Isiah Pacheco, Kansas City Chiefs	32.4

FREIERMUTH, FLYING HIGH

- TE Pat Freiermuth returned to the lineup in Week 11 at Cleveland. He was placed on the Reserve/Injured List following Week 4 at Houston.
- After just one catch for seven yards in his return against the Browns, Freiermuth recorded the first 100-yard receiving game of his career, finishing with nine receptions for 120 yards (both career highs) in Week 12 at Cincinnati.
- His 120 yards receiving are the seventh-most by a tight end in the NFL this season.

MOST RECEIVING YARDS BY TE – GAME – 2023

RANK	PLAYER. OPP.	YDS
1.	Travis Kelce, Kansas City vs. L.A. Chargers, Week 7	179
2.	George Kittle, San Francisco vs. Cincinnati, Week 8	149
3.	T.J. Hockenson, Minnesota vs. New Orleans, Week 10	134
4.	Trey McBride, Arizona vs. Atlanta, Week 10	131
5.	Dalton Schultz, Houston vs. Tampa Bay, Week 9	130
6.	Travis Kelce, Kansas City vs. Denver, Week 6	124
7.	Pat Freiermuth, Pittsburgh at Cincinnati, Week 12	120
8.	Dallas Goedert, Philadelphia at L.A. Rams, Week 5	117
9.	George Kittle, San Francisco at Jacksonville, Week 10	116
10.	Jonnu Smith, Atlanta vs. Minnesota, Week 9	100

- His 120 yards receiving are the third-most by a tight end in franchise history.

MOST RECEIVING YARDS BY TE – GAME – FRANCHISE HISTORY

RANK	PLAYER. OPP.	YDS
1.	Eric Green at Philadelphia, Week 4 of 1991	158
2.	Jesse James vs. Kansas City, Week 2 of 2018	138
3.	Pat Freiermuth at Cincinnati, Week 12 of 2023	120
4.	Eric Green at Seattle, Week 17 of 1993	119
5.	Heath Miller vs. Green Bay, Week 15 of 2009	118

- His nine receptions are tied for the ninth-most by a tight end in the NFL this season.

MOST RECEPTIONS BY TE – GAME – 2023

RANK	PLAYER. OPP.	REC.
1.	Travis Kelce, Kansas City vs. L.A. Chargers, Week 7	12
2.	T.J. Hockenson, Minnesota vs. New Orleans, Week 10	11
	T.J. Hockenson, Minnesota vs. San Francisco, Week 7	11
4.	Travis Kelce, Kansas City at Minnesota, Week 5	10
	Dalton Schultz, Houston vs. Tampa Bay, Week 9	10
	Cole Kmet, Chicago at L.A. Chargers, Week 8	10
	Evan Engram, Jacksonville at Pittsburgh, Week 8	10
	Trey McBride, Arizona vs. Baltimore, Week 8	10
	Dalton Kincaid, Buffalo at Cincinnati, Week 9	10
10.	Pat Freiermuth, Pittsburgh at Cincinnati, Week 12	10
	Four other players tied with	10

- His nine receptions are tied for the fifth-most by a tight end in franchise history.

MOST RECEPTIONS BY TE – GAME – FRANCHISE HISTORY

RANK	PLAYER. OPP.	REC.
1.	Heath Miller vs. Tampa Bay, Week 4 of 2014	10
	Heath Miller vs. Cincinnati, Week 8 of 2015	10
	Heath Miller at Cincinnati, Week 15 of 2015	10
	Heath Miller va. Baltimore, Week 14 of 2017	10
5.	Pat Freiermuth at Cincinnati, Week 12 of 2023	9
	Randy Grossman vs. Houston Oilers, Week 8 of 1978	9

- His previous career-best receiving-yard game was 85 yards in Week 4 of 2022 (vs. N.Y. Jets).
- His previous career-best receptions game was eight yards in Week 7 of 2022 (at Miami).
- His 63 receptions in 2022 were tied for the fourth-most in a season by a tight end in franchise history.

MOST RECEPTIONS BY TE – SEASON – FRANCHISE HISTORY

RANK	PLAYER. YEAR	REC.
1.	Heath Miller, 2009	76
2.	Heath Miller, 2012	71
3.	Heath Miller, 2014	66
4.	Pat Freiermuth, 2022	63
	Eric Green, 1993	63
6.	Pat Freiermuth, 2021	60
	Heath Miller, 2015	60
8.	Heath Miller, 2013	58
9.	Eric Ebron, 2020	56
10.	Heath Miller, 2011	51

- His 732 receiving yards in 2022 were the fifth-most in a season by a tight end in franchise history.

MOST RECEIVING YARDS BY TE – SEASON – FRANCHISE HISTORY

RANK	PLAYER. YEAR	YDS
1.	Eric Green, 1993	942
2.	Heath Miller, 2012	816
3.	Heath Miller, 2009	789
4.	Heath Miller, 2014	761
5.	Pat Freiermuth, 2022	732
6.	Heath Miller, 2011	631
7.	Eric Green, 1994	618
8.	Vance McDonald, 2018	610
9.	Heath Miller, 2013	593
10.	Eric Green, 1991	582

- His 11 TD receptions are tied for the 10th-most among tight ends since the start of the 2021 season.

MOST TD RECEPTIONS BY TE – SINCE 2021

RANK	PLAYER	TDS
1.	Travis Kelce, Kansas City Chiefs	26
2.	George Kittle, San Francisco 49ers	22
3.	Mark Andrews, Baltimore Ravens	20
4.	Dalton Schultz, Houston Texans	18
5.	Dawson Knox, Buffalo Bills	16
6.	T.J. Hockenson, Minnesota Vikings	15
7.	Hunter Henry, New England Patriots	14
8.	Juwan Johnson, New Orleans Saints	12
	Cole Kmet, Chicago Bears	12
10.	Pat Freiermuth, Pittsburgh Steelers	11
	Gerald Everett, L.A. Chargers	11

- Freiermuth registered a career-long 57-yard reception in Week 13 of 2022 at Atlanta. His 57-yard catch was the longest reception by a Pittsburgh tight end since Vance McDonald's 75-yard reception against the Buccaneers in 2018. It was the second-longest reception by a Steelers' tight end in the **Mike Tomlin** era.
- His 57-yard catch was the second-longest reception by a Pittsburgh tight end since 2000.

LONGEST RECEPTION BY STEELERS TE – SINCE 2000

RANK	PLAYER	YDS
1.	Heath Miller at Miami, 09/07/2006	87
2.	Vance McDonald at Tampa Bay, 09/24/2018	75
3.	Pat Freiermuth at Atlanta, 12/04/2022	57
4.	Jesse James at Baltimore, 11/04/2018	51
5.	Heath Miller at Minnesota, 12/18/2005	50

- Freiermuth was one of four tight ends in the League last season with at least five games of at least 75 yards receiving (Travis Kelce, 9; George Kittle, 5; Mark Andrews, 5).
- Freiermuth registered five games of 75 or more receiving yards, which was tied for the second-most among NFL tight ends last season.

MOST 75-YARD RECEIVING GAMES BY TE – 2022

RANK	PLAYER	GAMES
1.	Travis Kelce, Kansas City Chiefs	9
2.	Pat Freiermuth, Pittsburgh Steelers	5
	George Kittle, San Francisco 49ers	5
	Mark Andrews, Baltimore Ravens	5
5.	T.J. Hockenson, Minnesota Vikings	4

- His 144 receptions are the most by a tight end in franchise history over their first three years in the NFL.

MOST RECEPTIONS BY TE IN FIRST THREE YEARS – FRANCHISE HISTORY

RANK	PLAYER	REC.
1.	Pat Freiermuth	144
2.	Heath Miller	120
3.	Jesse James	90
4.	Eric Green	89
5.	Mark Bruener	56

- Freiermuth was the 10th tight end in NFL history to reach 100 career receptions in 25 games or less.
- Freiermuth reached 100 career receptions in his 25th game in the NFL, which is the 10th-fewest games needed to reach 100 receptions in NFL history.

- Freiermuth reached 1,000 receiving yards in his 26th career games, which is tied for the fastest by a tight end in franchise history (Eric Green).
- His 1,448 receiving yards are the second-most by a tight end in franchise history over their first three years in the NFL.

MOST RECEIVING YARDS BY TE IN FIRST THREE YEARS – FRANCHISE HISTORY

RANK	PLAYER	YDS
1.	Pat Freiermuth	1,448
2.	Heath Miller	1,418
3.	Eric Green	1,121
4.	Jesse James	766
5.	Bennie Cunningham	717

- His 11 TD catches are the third-most by a tight end in franchise history over their first three years in the NFL.

MOST TD RECEPTIONS BY TE IN FIRST THREE YEARS – FRANCHISE HISTORY

RANK	PLAYER	TDS
1.	Heath Miller	18
2.	Eric Green	15
3.	Pat Freiermuth	11
4.	Mark Bruener	9
5.	Jesse James	7

PICK(ENS) OF THE LITTER

- WR **George Pickens** caught three passes for 58 yards, including a 43-yard reception, in Week 12 at Cincinnati.
- Pickens caught five passes for 107 yards, including a 31-yard reception, in Week 7 at L.A. Rams.
- Pickens connected with QB **Mitch Trubisky** for a 22-yard TD pass in Week 8 vs. Jacksonville. It was his third TD reception of the season and seventh of his career.
- Pickens has registered three 100-yard receiving games in 2023 and four in his career.
- Pickens recorded 100-yard receiving games in consecutive games (Week 5 vs. Baltimore and Week 7 at L.A. Rams).
- Pickens was the first Steelers wideout with 100-yard receiving games in consecutive outings since **Diontae Johnson** in 2020 (Week 10 vs. Cincinnati and Week 11 at Jacksonville).
- Pickens' 17.0 yards/reception is the second-highest in the NFL in 2023 (min. 40 receptions).

HIGHEST YARDS/RECEPTION IN 2023 (MIN. 40)

RANK	PLAYER	AVG.
1.	Brandon Aiyuk, San Francisco 49ers	18.5
2.	George Pickens, Pittsburgh Steelers	17.0
3.	Nico Collins, Houston Texans	16.8
4.	Mike Evans, Tampa Bay Buccaneers	16.6
	DK Metcalf, Seattle Seahawks	16.6

- Pickens connected with QB **Kenny Pickett** for a 41-yard TD pass that gave the Steelers a 14-10 lead with 1:17 left in the fourth quarter in Week 5 vs. Baltimore.
- He caught career-high tying six passes for a career-best 130 yards (21.7 avg.) and one TD.
- He caught four passes for a career-high 127 yards (31.8 avg.) and one TD in the Week 2 victory over Cleveland. He connected with QB **Kenny Pickett** for a 71-yard TD pass that gave the Steelers a 16-11 lead with 6:16 left in the second quarter.
- The 71-yard reception was the longest of his career and longest reception by the Steelers since Chase Claypool had an 84-yard TD catch in Week 2 of 2020 (vs. Denver).

- Pickens caught a 14-yard TD reception with 46 seconds remaining in the fourth quarter that gave the Steelers a 13-10 victory in Week 16 of 2022 vs. Las Vegas.

JOHNSON LEADS WIDE RECEIVER CORP

- WR **Diontae Johnson** eclipsed 4,000 career receiving yards in his 71st game in the NFL, which was the sixth-fewest games needed to reach 4,000 yards in franchise history.

FEWEST GAMES TO 4,000 RECEIVING YARDS IN FRANCHISE HISTORY

RANK	PLAYER	GP
1.	Antonio Brown	59
2.	Mike Wallace	62
3.	Louis Lipps	67
4.	Plaxico Burris	69
5.	Diontae Johnson	71

- Johnson's 4,064 receiving yards are the third-most by a player in franchise history over their first five years in the NFL.

MOST RECEIVING YARDS IN FIRST FIVE YEARS IN FRANCHISE HISTORY

RANK	PLAYER	YDS
1.	Antonio Brown	5,259
2.	Plaxico Burress	4,174
3.	Diontae Johnson	4,064
4.	Mike Wallace	4,042
5.	Hines Ward	3,888
6.	Juju Smith-Schuster	3,855
7.	Santonio Holmes	3,835
8.	Louis Lipps	3,721
9.	Charles Johnson	3,400
10.	Lynn Swann	3,174

- Johnson has registered at least 85 receptions in each of the last three seasons (2020-22). His streak of three straight seasons with at least 85 receptions is tied for the second-longest in the NFL.
- Johnson needs 85 receptions to become the fourth player ever to reach the mark in four of his first five seasons, joining Jimmy Graham (four seasons), Brandon Marshall (four) and Michael Thomas (four).

ACTIVE STREAK OF CONSECUTIVE SEASONS WITH 85+ RECEPTIONS

RANK	PLAYER	STK.
1.	Travis Kelce, Kansas City Chiefs	5
2.	Diontae Johnson, Pittsburgh Steelers	3
	Stefon Diggs, Buffalo Bills	3
	Tyreek Hill, Miami Dolphins	3
	Davante Adams, Las Vegas Raiders	3
	Justin Jefferson, Minnesota Vikings	3

- Johnson has now played in 72 career games for the Steelers and registered 374 catches for 4,064 yards and 22 TDs.
- Johnson's 374 receptions are the second-most by a player in franchise history over their first five years in the NFL.

MOST RECEPTIONS IN FIRST FIVE YEARS IN FRANCHISE HISTORY

RANK	PLAYER	REC.
1.	Antonio Brown	390
2.	Diontae Johnson	374
3.	Hines Ward	330
4.	Juju Smith-Schuster	323
5.	Le'Veon Bell	312

- Johnson eclipsed 3,000 career receiving yards in his 52nd game in the NFL, which was tied for the sixth-fewest games needed to reach 3,000 yards in franchise history.

- Johnson registered his 300th career reception in the 56th game of his career, which was the fewest games in franchise history and tied for the 11th-fewest games in NFL history to reach 300 career receptions.

FEWEST GAMES TO 3,000 RECEIVING YARDS IN FRANCHISE HISTORY

RANK	PLAYER	GP
1.	Juju Smith-Schuster	44
2.	Mike Wallace	45
3.	Antonio Brown	48
4.	Plaxico Burris	50
5.	Santonio Holmes	51
6.	Diontae Johnson	52

- Johnson connected with QB **Mitch Trubisky** for a two-yard TD pass that cut the Steelers deficit to 24-10 with 4:25 left in the fourth quarter in Week 13 vs. Arizona.
- Johnson connected with QB **Kenny Pickett** for a three-yard TD pass that gave the Steelers a 20-16 lead with 4:02 left in the fourth quarter in Week 9 vs. Tennessee.
- Johnson caught seven passes for 90 yards, including a 32-yard grab on a critical third-down conversion on the go-ahead TD drive against the Titans.
- Johnson returned from the Reserve/Injured List in Week 7 at L.A. Rams and caught five passes for 79 yards, including a 39-yard reception on 3rd and 8 from the Steelers' 43-yard line that led to a Jalen Warren 13-yard TD run that tied the score, 17-17.
- Johnson caught eight passes for 85 yards vs. Jacksonville in Week 8.
- Johnson's 46 games with five or more receptions are the eighth-most in the NFL since he entered the NFL in 2019.

MOST 5+ RECEPTION GAMES – SINCE 2019

RANK	PLAYER	GAMES
1.	Travis Kelce, Kansas City Chiefs	56
	Davante Adams, Las Vegas Raiders	56
3.	Stefon Diggs, Buffalo Bills	55
4.	Keenan Allen, L.A. Chargers	52
5.	Tyreek Hill, Miami Dolphins	51
6.	Chris Godwin, Tampa Bay Buccaneers	50
	Cooper Kupp, L.A. Rams	50
8.	Diontae Johnson, Pittsburgh Steelers	46
9.	D.J. Moore, Chicago Bears	43
10.	DeAndre Hopkins, Tennessee Titans	41

- His 37 games with five or more receptions and 50 or more receiving yards are tied for the ninth-most in the NFL since he entered the NFL in 2019.

MOST 5+ RECEPTION, 50+ RECEIVING YARD GAMES – SINCE 2019

RANK	PLAYER	GAMES
1.	Stefon Diggs, Buffalo Bills	51
2.	Travis Kelce, Kansas City Chiefs	50
3.	Davante Adams, Las Vegas Raiders	49
4.	Keenan Allen, L.A. Chargers	47
5.	Tyreek Hill, Miami Dolphins	45
6.	Chris Godwin, Tampa Bay Buccaneers	44
7.	Cooper Kupp, L.A. Rams	43
8.	D.J. Moore, Chicago Bears	39
9.	Diontae Johnson, Pittsburgh Steelers	37
	Tyler Lockett, Seattle Seahawks	37

FEWEST GAMES TO 300 CAREER RECEPTIONS IN NFL HISTORY

RANK	PLAYER	GP
1.	Michael Thomas	45
	Odell Beckham Jr.	45
3.	Anquan Boldin	47
4.	Christian McCaffrey	48
5.	Jarvis Landry	49
6.	Keenan Allen	51
	Julio Jones	51
8.	Alvin Kamara	53
9.	Stefon Diggs	55
	A.J. Green	55
11.	Diontae Johnson	56
	Two other players tied with	56

- Johnson's 374 receptions are the 11th-most in the NFL since he entered the League in 2019.

MOST RECEPTIONS – SINCE 2019

RANK	PLAYER	REC.
1.	Davante Adams, Las Vegas Raiders	490
2.	Stefon Diggs, Buffalo Bills	484
3.	Travis Kelce, Kansas City Chiefs	478
	Keenan Allen, L.A. Chargers	478
5.	Tyreek Hill, Miami Dolphins	468
6.	Cooper Kupp, L.A. Rams	439
7.	Chris Godwin, Tampa Bay Buccaneers	406
8.	Tyler Lockett, Seattle Seahawks	398
9.	D.J. Moore, Chicago Bears	379
10.	DeAndre Hopkins, Tennessee Titans	375
11.	Diontae Johnson, Pittsburgh Steelers	374

MR. ROBINSON'S NEIGHBORHOOD

- WR **Allen Robinson** has played in 122 career games (117 starts) over 10 seasons with Jacksonville (2014-17), Chicago (2018-21), L.A. Rams (2022) and Pittsburgh (2023).
- Robinson has recorded 554 career receptions for 6,952 yards (12.5 avg.), 43 TDs and has at least one reception in 120 career games.
- Among active players, Robinson ranks 18th in the NFL in receiving yards, 19th in receptions and 18th in TDs.
- Robinson failed to catch a pass in a game for the first time in his career in Week 8 vs. Jacksonville (had caught a pass in all 116 regular-season games of his 10-year NFL career).
- His 116 consecutive games with at least one reception was the third-longest active streak to open an NFL career.
- His 116 consecutive games with at least one reception was the sixth-longest active streak in the NFL.
- Robinson reached 500 career receptions in Week 2 of 2022 against Atlanta. He became the 160th member of the 500 catch club.

WIZARD OF BOZ

- Since joining the Steelers in 2015, K **Chris Boswell** is 224-of-258 on field goal attempts (86.8%), including 101-of-128 (78.9%) on attempts of 40 yards or longer.
- Boswell ranks second in field goal percentage (86.8%) among all NFL kickers with at least 250 field goal attempts since the start of the 2015 season.

FG PCT. LEADERS – SINCE 2015 (MIN. 250 FG ATT.)

RANK	KICKER	M-A	FG%
1.	Justin Tucker	287-319	90.0
2.	Chris Boswell	224-258	86.8
3.	Dustin Hopkins	220-257	85.6
4.	Jason Myers	220-259	84.9
5.	Matt Prater	230-274	84.9

- Boswell's 86.8 field goal percentage is the highest in Steelers history among kickers with at least 200 field goal attempts.

STEELERS ALL-TIME FG PCT. LEADERS (MIN. 200 ATTEMPTS)

RANK	KICKER, YEARS	FGM-FGA	FG%
1.	Chris Boswell, 2015-current	224-258	86.8
2.	Jeff Reed, 2002-10	204-249	81.9
3.	Gary Anderson, 1982-94	309-395	78.2
4.	Roy Gerela, 1971-78	146-227	64.3

- Boswell is one of three players in team history with at least 200 career field goals.

STEELERS ALL-TIME FG MADE LEADERS

RANK	KICKER, YEARS	FGM
1.	Gary Anderson, 1982-94	309
2.	Chris Boswell, 2015-current	224
3.	Jeff Reed, 2002-10	204
4.	Roy Gerela, 1971-78	146
5.	Shaun Suisham, 2010-14	124

- Boswell has registered 37 career games with three or more field goals made.
- Boswell has connected on four or more field goals in a single game 12 times in his career.
- Boswell made a franchise record 25 consecutive field goals, which was the longest active streak in the NFL when it ended in Week 11 of 2020 at Jacksonville.

MOST CONSECUTIVE FG IN STEELERS HISTORY

RANK	KICKER, YEARS	CONSECUTIVE FGS
1.	Chris Boswell, 2019-20	25
2.	Shaun Suisham, 2013-14	24
3.	Jeff Reed, 2004-05	22
4.	Chris Boswell, 2021	20
5.	Gary Anderson, 1994	19
	Jeff Reed, 2007-08	19
7.	Gary Anderson, 1985	18
8.	Chris Boswell, 2016-17	17
	Norm Johnson, 1997	17
10.	Chris Boswell, 2022-23	16
	Chris Boswell, 2017	16
	Shaun Suisham, 2012-13	16

BOZ IN THE CLUTCH

- K **Chris Boswell** has made 70-of-76 field goal attempts in his NFL career in the fourth quarter and overtime.
- Boswell ranks third in field goal percentage (92.1%) in the fourth quarter and overtime among all NFL kickers with at least 50 such field goal attempts since 2000.

FOURTH QUARTER/OVERTIME FG PCT. – SINCE 2000 (MIN. 50)

RANK	KICKER	M-A	FG%
1.	Stephen Gostkowski	115-123	93.5
2.	Justin Tucker	124-134	92.5
3.	Chris Boswell	70-76	92.1
4.	Matt Stover	65-72	90.3
5.	Josh Brown	92-102	90.2

- Boswell has made 30 of 33 career field goals (90.9%) in the final five minutes of regulation and overtime.
- Boswell ranks fourth in field goal percentage (90.9%) in the final five minutes of regulation and overtime among all NFL kickers with at least 30 such field goal attempts since 2000.

FINAL FIVE MINUTES/OVERTIME FG PCT. – SINCE 2000 (MIN. 30)

RANK	KICKER	M-A	FG%
1.	Nick Novak	29-31	93.5
2.	Ryan Longwell	39-42	92.9
3.	Justin Tucker	58-63	92.1
4.	Chris Boswell	30-33	90.9
5.	John Carney	29-32	90.6

- Boswell has registered a franchise-record 10 career game-winning field goals (last five min. of the fourth quarter or overtime).

MOST GAME-WINNING FG IN LAST 5 MINUTES OF 4TH QUARTER OR OVERTIME (REGULAR AND POSTSEASON) IN FRANCHISE HISTORY

RANK	KICKER, YEARS	FGM
1.	Chris Boswell, 2015-current	10
2.	Jeff Reed, 2002-10	9
3.	Gary Anderson, 1982-94	8
4.	Shaun Suisham, 2010-14	7
5.	Norm Johnson, 1995-98	4

BOSWELL GAME-WINNING FG IN LAST 5 MINUTES OF 4TH QUARTER OR OVERTIME (REGULAR AND POSTSEASON)

YD	DATE	OPP	Q	TIME	PRE	POST	FINAL
18	11/08/2015	vs. OAK	4	0:02	35-35	38-35	W, 38-35
35	01/09/2016	at CIN	4	0:14	15-16	18-16	W, 18-16
33	11/12/2017	at IND	4	0:00	17-17	20-17	W, 20-17
53	11/26/2017	vs. GB	4	0:00	28-28	31-28	W, 31-28
38	12/04/2017	at CIN	4	0:00	20-20	23-20	W, 23-20
46	12/10/2017	vs. BAL	4	0:42	36-38	39-38	W, 39-38
37	10/17/2021	vs. SEA	OT	--	20-20	23-20	W, 23-20 (ot)
40	11/08/2021	vs. CHI	4	0:26	26-27	29-27	W, 29-27
36	01/09/2022	at BAL	OT	--	13-13	16-13	W, 16-13 (ot)
53	09/11/2022	at CIN	OT	--	20-20	23-20	W, 23-20 (ot)

- Boswell has made 17 of 20 career field goals (85.0%) in the final two minutes of regulation and overtime (including playoffs).

BOSWELL FG IN LAST 2 MINUTES OF 4TH QUARTER OR OVERTIME (REGULAR AND POSTSEASON)

YD	DATE	OPP	Q	TIME	PRE	POST	FINAL
18	11/08/2015	vs. OAK	4th	0:02	35-35	38-35	W, 38-35
35	01/09/2016	at CIN	4th	0:14	15-16	18-16	W, 18-16
47	01/17/2016	at DEN	4th	0:19	13-23	16-23	L, 16-23
43	09/17/2017	vs. MIN	4th	1:53	23-9	26-9	W, 26-9
33	11/12/2017	at IND	4th	0:00	17-17	20-17	W, 20-17
53	11/26/2017	vs. GB	4th	0:00	28-28	31-28	W, 31-28
38	12/04/2017	at CIN	4th	0:00	20-20	23-20	W, 23-20
46	12/10/2017	vs. BAL	4th	0:42	36-38	39-38	W, 39-38
*42	09/09/2018	at CLE	OT	-----	21-21	21-21	T, 21-21 (ot)
*40	12/09/2018	at OAK	4th	0:00	21-24	21-24	L, 21-24
25	12/08/2019	at ARI	4th	1:42	20-17	23-17	W, 23-17
52	10/17/2021	vs. SEA	4th	1:30	17-17	20-17	W, 23-20 (ot)
37	10/17/2021	vs. SEA	OT	-----	20-20	23-20	W, 23-20 (ot)
40	11/08/2021	vs. CHI	4th	0:26	26-27	29-27	W, 29-27
36	01/09/2022	at BAL	OT	-----	13-13	16-13	W, 16-13 (ot)
*55	09/11/2022	at CIN	OT	-----	20-20	20-20	W, 23-20 (ot)
53	09/11/2022	at CIN	OT	-----	20-20	23-20	W, 23-20 (ot)
34	09/22/2022	at CLE	4th	1:48	14-23	17-23	L, 17-29
50	12/18/2022	at CAR	4th	1:04	21-13	24-13	W, 24-16
42	10/08/2023	vs. BAL	4th	0:49	14-10	17-10	W, 17-10

*indicates missed field goal

BOZ FROM 50+ PLUS

- K **Chris Boswell** has made 28-of-35 field goal attempts in his NFL career from 50+ yards, including 21 of his last 25.
- Boswell made five consecutive field goals from 50+ yards (streak ended in Week 8 vs. Jacksonville), which was tied for the second-longest streak in franchise history (he holds the record with nine straight field goals from 50+ yards).
- Boswell actually connected on a 55-yard field goal at the end of the first half vs. Jacksonville, but an offensive offsides negated and Boswell missed from 61 yards.

MOST CONSECUTIVE FG MADE FROM 50+ YARDS IN STEELERS HISTORY

RANK	KICKER. SPAN	STREAK
1.	Chris Boswell, 11/03/2019 - 12/5/2021	9
2.	Chris Boswell, 11/16/2017 - 11/08/2018	5
	Chris Boswell, 01/01/2023 - 10/29/2023	5
4.	Jeff Reed, 12/01/2002 - 10/17/2004	4
5.	Kris Brown, 11/12/2000 - 10/14/2001	3

- Boswell's nine straight made field goals of 50+ yards was tied for the 10th-longest such streak in the NFL since the start of the 1983 season.

MOST CONSECUTIVE FG MADE FROM 50+ YARDS - SINCE 1983

RANK	KICKER. TEAM (SPAN)	STREAK
1.	Stephen Hauschka, SEA-BUF (9/20/2015-11/19/2017)	13
2.	Robbie Gould, CHI (11/18/2010 - 10/10/2013)	12
	Blair Walsh, MIN (09/09/2012 - 09/29/2013)	12
	Justin Tucker, BAL (12/27/2015 - 12/18/2016)	12
	Matt Prater, DET (01/03/2016 - 09/24/2017)	12
5.	Younghee Koo, ATL (12/08/2019 - 10/31/2021)	11
	Tony Zendejas, HOU-LAN (11/13/1988 - 10/31/1993)	11
7.	Jason Hanson, DET (11/22/2007 - 11/08/2009)	10
	Jason Sanders, MIA (10/12/2019 - 11/29/2020)	10
	Ryan Longwell, MIN (09/14/2008 - 10/23/2011)	10
10.	Chris Boswell, PIT (11/03/2019 - 12/5/2021)	9
	Adam Vinatieri, IND (10/04/2015 - 10/09/2016)	9
	Justin Tucker, BAL (10/15/2017 - 11/18/2018)	9
	Matt Bryant, ATL (11/11/2010 - 11/10/2013)	9
	Matt Bryant, ATL (11/05/2017 - 11/18/2018)	9

- Boswell has made 28-of-35 (80.0%) field goal attempts in his NFL career from 50 yards or further, including franchise-best 59-yards in Week 9 of 2020 at AT&T Stadium against Dallas and Week 4 of 2022 at Acrisure Stadium against N.Y. Jets.
- No kicker made a field goal of at least 50 yards in the first nine seasons of Acrisure Stadium (2001-09). Prior to Boswell joining the Steelers in 2015, Acrisure Stadium witnessed just four field goals of at least 50 yards.
- Boswell has 21 field goals of at least 50 yards at Acrisure Stadium in his career.
- Boswell's 28 field goals made from 50-plus yards are the most in Steelers history (Gary Anderson and Jeff Reed shared the previous franchise record with eight).

HIGHEST 50+ YARD FG PCT. FRANCHISE HISTORY (MIN. 15 ATT.)

RANK	PLAYER	FG-FGA	PCT.
1.	Chris Boswell	28-35	80.0
2.	Jeff Reed	8-17	47.1
3.	Gary Anderson	8-27	29.6

- Boswell's 80.0 field goal percentage on field goal attempts of 50 yards is the highest in the NFL since the 1970 AFL-NFL merger (min. 30 field goal attempts of 50 yards).

HIGHEST 50+ YARD FG PCT. - SINCE 1970 (MIN. 30 ATT.)

RANK	PLAYER	FG-FGA	PCT.
1.	Chris Boswell	28-35	80.0
2.	Daniel Carlson	25-32	78.1
3.	Matt Prater	78-104	75.0
4.	Stephen Gostkowski	32-43	74.4
5.	Matt Gay	24-33	72.7

- Boswell connected on a 57-yard field goal with 9:33 remaining in the third quarter that gave the Steelers a 16-7 lead over Las Vegas in Week 3.
- Boswell connected on a 53-yard field goal with 14:51 remaining in the second quarter that gave the Steelers a 3-0 lead over L.A. Rams in Week 7.
- He now has converted on the five longest field goals in franchise history and 10 of the 17 longest.

LONGEST FG IN FRANCHISE HISTORY

RANK	PLAYER (DATE, OPP.)	FG
1.	Chris Boswell (10/2/22 vs. N.Y. Jets)	59
	Chris Boswell (11/8/20 at Dallas)	59
3.	Chris Boswell (9/26/23 at Las Vegas)	57
4.	Chris Boswell (9/19/21 vs. Las Vegas)	56
5.	Chris Boswell (10/16/22 vs. Tampa Bay)	55
	Gary Anderson (11/25/84 vs. San Diego)	55
	Kris Brown (10/14/01 at Kansas City)	55
8.	Chris Boswell (11/8/21 vs. Chicago)	54
	Gary Anderson (12/8/91 at Houston)	54
10.	Chris Boswell (10/22/23 at L.A. Rams)	53
	Chris Boswell (9/1/22 at Cincinnati)	53
	Chris Boswell (12/5/21 vs. Baltimore)	53
	Chris Boswell (11/26/17 vs. Green Bay)	53
	Gary Anderson (10/21/84 at Indianapolis)	53
	Jeff Reed (11/8/10 at Cincinnati)	53
	Jeff Reed (9/21/08 at Philadelphia)	53
	Shaun Suisham (11/9/14 at N.Y. Jets)	53

LONGEST FG IN ACRISURE STADIUM HISTORY

RANK	PLAYER, TEAM (DATE, OPP.)	FG
1.	Chris Boswell, Pittsburgh (10/2/22 vs. N.Y. Jets)	59
2.	Chris Boswell, Pittsburgh (9/19/21 vs. Las Vegas)	56
3.	Chris Boswell, Pittsburgh (10/16/22 vs. Tampa Bay)	55
4.	Chris Boswell, Pittsburgh (11/8/21 vs. Chicago)	54
5.	Chris Boswell, Pittsburgh (12/5/21 vs. Baltimore)	53
	Chris Boswell, Pittsburgh (11/26/17 vs. Green Bay)	53
	Dan Bailey, Dallas (11/13/16 at Pittsburgh)	53
8.	Chris Boswell, Pittsburgh (9/18/23 vs. Cleveland)	52
	Chris Boswell, Pittsburgh (9/18/22 vs. New England)	52
	Chris Boswell, Pittsburgh (11/8/21 vs. Chicago)	52
	Chris Boswell, Pittsburgh (10/17/21 vs. Seattle)	52
	Chris Boswell, Pittsburgh (12/10/17 vs. Baltimore)	52
	Jeff Reed, Pittsburgh (9/12/10 vs. Atlanta)	52
	Justin Tucker, Baltimore (10/1/15 at Pittsburgh)	52

- Boswell has made 19 field goals of 50 yards or longer since the start of the 2021 season, which is the second-most in the NFL over the span.

MOST 50+ YARD FIELD GOALS – SINCE 2021

RANK	KICKER	FGM
1.	Evan McPherson	20
2.	Chris Boswell	19
	Matt Prater	19
4.	Graham Gano	18
	Daniel Carlson	18
	Matt Gay	18
	Brandon McManus	18

BLOCK LEADER BY MILES

- Miles Killebrew** blocked a Baltimore punt with 11:12 remaining in the fourth quarter that resulted in a safety and cut the Steelers deficit to 10-5 in Week 5.
- It was the first blocked punt for Pittsburgh since Week 11 at L.A. Chargers (Nov. 21, 2021).
- Killebrew registered that blocked punt as well.
- In fact, Killebrew signed with the Steelers in 2021, and his three blocked punts are tied for the most by any team in the League, let alone individual player.
- Killebrew leads the NFL with three punts blocked since the start of the 2021 season. His four career blocked punts are tied for the most by any active player in the League (Cory Littleton).

RACE TO 170

- With victory in Week 12 at Cincinnati, **Mike Tomlin** became the 16th head coach in NFL history to reach 170 career wins.
- Tomlin registered 170 victories in 269 games coached, which was the fifth-fewest games coached in League history to reach 170 wins.

FEWEST GAMES COACHED TO 170 CAREER VICTORIES

RANK	COACH	GAMES
1.	Don Shula	233
2.	George Halas	248
3.	Curly Lambeau	256
4.	Bill Belichick	267
5.	Mike Tomlin	269

WINNING RECORD IN FIRST 16 SEASONS

- Mike Tomlin** secured his 16th straight non-losing season with the Steelers' ninth win in 2022, a 28-14 win vs. Cleveland in Week 18, a streak dating back to his first season as the team's head coach in 2007.
- Tomlin is the only head coach in NFL history to begin a head coaching tenure with at least 16 consecutive non-losing seasons.

MOST CONSECUTIVE NON-LOSING SEASONS TO BEGIN CAREER

RANK	HEAD COACH	YEARS	SEASONS
1.	Mike Tomlin	2007-22	16
2.	Marty Schottenheimer	1984-97	14
3.	Don Shula	1963-75	13
4.	George Allen	1966-77	12
	Curly Lambeau	1921-32	12

- Tomlin has led the Steelers to a .500-or-better record in each of his 16 seasons as head coach. That is tied with George Halas for the third-longest streak of .500-or-better seasons by a head coach in NFL history.

MOST CONSECUTIVE NON-LOSING SEASONS IN NFL HISTORY

RANK	HEAD COACH	YEARS	SEASONS
1.	Tom Landry	1965-85	21
2.	Bill Belichick	2001-19	19
3.	Mike Tomlin	2007-22	16
	George Halas	1933-51	16

TOMLIN GETS TO 31

- Mike Tomlin** is one of three active NFL head coaches with over 170 victories and one of six active NFL head coaches to defeat at least 31 current NFL franchises.
- Tomlin has registered victories against 31 of the 32 NFL teams (lone exception is Pittsburgh).
- Tomlin became the 14th head coach in NFL history to accomplish that feat.
- Four of the 15 head coaches to defeat 31 of the current NFL franchises, Tomlin, **Bill Cowher**, Marvin Lewis and Sean Payton, only coached with one team.

MOST DIFFERENT CURRENT FRANCHISES DEFEATED

Regular Season Only		
Coach	Teams Defeated	Teams Missing
Bill Belichick	32	
Tony Dungy	32	
John Fox	32	
Bill Parcells	32	
Andy Reid	32	
Mike Shanahan	32	
Mike Tomlin	31	Steelers
Bruce Arians	31	Steelers
Pete Carroll	31	Seahawks
Bill Cowher	31	Steelers
John Harbaugh	31	Ravens
Mike Holmgren	31	Washington
Marvin Lewis	31	Bengals
Sean Payton	31	Saints
Marty Schottenheimer	31	Ravens
Ron Rivera	31	Chiefs
Tom Coughlin	30	Chargers, Colts
Jeff Fisher	30	Chargers, Titans
Joe Gibbs	30	Ravens, Washington
Mike McCarthy	30	Packers, Steelers
Wade Phillips	30	Broncos, Cowboys
George Seifert	30	Jaguars, Texans
Dick Vermeil	30	Chiefs, Eagles

indicates active coach

TOMLIN AMONG THE BEST

- Mike Tomlin has led Pittsburgh to a 170-98-2 (.633) record in the regular season since becoming the team's head coach in 2007.
- Tomlin ranks ninth in NFL history with a regular-season record of 72 games over .500.

MOST GAMES ABOVE .500 BY HEAD COACH IN NFL HISTORY

RANK	COACH	GAMES > .500
5.	Paul Brown, 1946-1975	109
6.	Curly Lambeau, 1921-1953	94
7.	Tom Landry, 1960-88	88
8.	Marty Schottenheimer, 1984-2006	74
9.	Mike Tomlin, 2007-2023	72

- Tomlin, Bill Belichick, Andy Reid and Marty Schottenheimer are the only coaches in NFL history with career records of 70 or more games over .500 not in the Pro Football Hall of Fame.
- Tomlin's 170 regular-season victories are the third-most in the NFL since 2007.

NFL HEAD COACH RECORDS – SINCE 2007

RANK	COACH	RECORD	PLAYOFF APPS.	SUPER BOWL APPS.
1.	Bill Belichick	189-81	13	6
2.	Andy Reid	175-94-1	13	2
3.	Mike Tomlin	170-98-2	10	2
4.	John Harbaugh	156-98	11	1
5.	Mike McCarthy	156-92-2	12	1

- His 170 regular-season victories are the third-most among active coaches in the NFL.

MOST REGULAR-SEASON WINS BY AN ACTIVE NFL HEAD COACH

RANK	COACH	WINS
1.	Bill Belichick	300
2.	Andy Reid	255
3.	Mike Tomlin	170
4.	Pete Carroll	167
5.	Mike McCarthy	164

- Tomlin's 170 regular-season victories are tied for the 13th-most in NFL history.

MOST REGULAR-SEASON WINS BY HEAD COACH IN NFL HISTORY

RANK	COACH	WINS
13.	Mike Tomlin	170
	Tom Coughlin	170
	Mike Shanahan	170
16.	Pete Carroll	167
17.	Paul Brown	166
18.	Mike McCarthy	164

- Tomlin's .633 regular-season win percentage is the eighth-highest in NFL history (min. 150 games).

HEAD COACH WIN PCT. IN NFL HISTORY (MIN. 150)

RANK	COACH	W	L	T	WIN PCT.
1.	George Allen	116	47	5	.712
2.	George Halas	318	148	31	.682
3.	Don Shula	328	156	6	.677
4.	Tony Dungy	139	69	0	.668
5.	Bill Belichick	300	162	0	.649
6.	George Seifert	114	62	0	.648
7.	Andy Reid	255	142	1	.642
8.	Mike Tomlin	170	98	2	.633
9.	Curly Lambeau	226	132	22	.631
10.	Sean Payton	158	95	0	.625

- Tomlin's .633 regular-season win percentage is the third-highest among active NFL head coaches (min. 150 games).

ACTIVE HEAD COACH WINNING PCT. (MIN. 150)

RANK	COACH	W	L	T	WIN PCT.
1.	Bill Belichick	300	162	0	.649
2.	Andy Reid	255	142	1	.642
3.	Mike Tomlin	170	98	2	.633
4.	Sean Payton	158	95	0	.625
5.	Mike McCarthy	164	100	2	.620

TOMLIN IN ONE-SCORE GAMES

- Mike Tomlin has guided Pittsburgh to a 96-60-2 (.614) regular-season games decided by one score (eight points or less).
- Tomlin's 96 regular-season victories in games decided by one score (eight points or less) are the sixth-most in the League since the 1970 AFL-NFL merger.

MOST REGULAR-SEASON WINS IN ONE-SCORE GAMES – SINCE 1970

RANK	COACH	WINS
1.	Bill Belichick	118
2.	Andy Reid	108
3.	Don Shula	106
4.	Dan Reeves	105
5.	Marty Schottenheimer	98
6.	Mike Tomlin	96
7.	Bill Parcells	89
8.	Jeff Fisher	83
	Chuck Knox	83
10.	Joe Gibbs	79
	Pete Carroll	79

- Tomlin's .614 regular-season winning percentage in games decided by one score (eight points or less) is the second-highest in the NFL since the 1970 AFL-NFL merger (min. 100 games).

BEST REGULAR-SEASON WIN PCT. IN ONE-SCORE GAMES – SINCE 1970 (MIN. 100)

RANK	COACH	W	L	T	WIN PCT.
1.	Tony Dungy	67	42	0	.615
2.	Mike Tomlin	96	60	2	.614
3.	Don Shula	106	67	2	.612
4.	Marty Schottenheimer	98	66	1	.597
5.	Bud Grant	67	45	2	.596

- Tomlin's 96 regular-season victories in games decided by one score (eight points or less) are the most in the NFL since 2007.

MOST REGULAR-SEASON WINS IN ONE-SCORE GAMES – SINCE 2007

RANK	COACH	WINS
1.	Mike Tomlin	96
2.	Andy Reid	76
3.	John Harbaugh	70
4.	Bill Belichick	67
5.	Mike McCarthy	65

- Tomlin's .614 regular-season winning percentage in games decided by one score (eight points or less) is the highest in the NFL since 2007 (min. 75 games).

BEST REGULAR-SEASON WIN PCT. IN ONE-SCORE GAMES – SINCE 2007 (MIN. 75)

RANK	COACH	W	L	T	WIN PCT.
1.	Mike Tomlin	96	60	2	.614
2.	Bill Belichick	67	49	0	.578
3.	Mike McCarthy	65	51	2	.559
4.	Sean Payton	62	51	0	.549
5.	Andy Reid	76	65	1	.539

TOMLIN AT ACRISURE STADIUM

- Mike Tomlin has guided Pittsburgh to a 96-39-1 (.710) regular-season record at Acrisure Stadium.
- Tomlin earned his 90th regular-season home win in Week 10 of 2022 vs. New Orleans and joined **Chuck Noll** (119) as the second head coach in Steelers history with at least 90 regular-season home victories.
- Tomlin has led Pittsburgh to at least four home wins in each of his first 16 seasons as the team's head coach and six home wins in 10 of his 16 at the helm.
- Tomlin's 96 regular-season home victories are the second-most in the NFL since 2007.

MOST REGULAR-SEASON HOME WINS – SINCE 2007

RANK	COACH	WINS
1.	Bill Belichick	104
2.	Mike Tomlin	96
3.	Mike McCarthy	93
4.	John Harbaugh	91
5.	Andy Reid	89

- Tomlin's .710 regular-season home winning percentage is the fourth-highest in the NFL since 2007 (min. 50 games).

BEST REGULAR-SEASON HOME WIN PCT. – SINCE 2007 (MIN. 50)

RANK	COACH	W	L	T	WIN PCT.
1.	Bill Belichick	104	32	0	.765
2.	Mike McCarthy	93	30	2	.752
3.	John Harbaugh	91	36	0	.717
4.	Mike Tomlin	96	39	1	.710
5.	Sean McDermott	39	17	0	.696

- Tomlin's 96 regular-season home victories are tied for the 15th-most in NFL history.

MOST REGULAR-SEASON HOME WINS IN NFL HISTORY

RANK	COACH	WINS
12.	Mike Shanahan	98
13.	Bill Parcells	97
	Pete Carroll	97
15.	Mike Tomlin	96
	Mike McCarthy	96

- Tomlin's .710 winning percentage in regular-season home games is the eighth-highest in NFL history (min. 100 games coached).

BEST REGULAR-SEASON HOME WIN PCT. IN NFL HISTORY (MIN. 100)

RANK	COACH	W	L	T	WIN PCT.
1.	Don Shula	183	59	3	.755
2.	Tony Dungy	78	26	0	.750
3.	George Halas	182	61	20	.749
4.	Mike Holmgren	101	35	0	.743
5.	Mike McCarthy	96	35	2	.729
6.	John Harbaugh	91	36	0	.717
7.	Bill Cowher	85	34	1	.713
8.	Mike Tomlin	96	39	1	.710
9.	Bill Belichick	164	68	0	.707
10.	Marty Schottenheimer	115	48	0	.706

TOMLIN VS. AFC

- During his career, Mike Tomlin's regular-season record against the AFC is 125-74-1 (.627).
- Tomlin's 125 regular-season victories against the AFC are the fifth-most in the League since the 1970 AFL-NFL merger.

MOST REGULAR-SEASON WINS VS. AFC – SINCE 1970

RANK	COACH	WINS
1.	Bill Belichick	225
2.	Don Shula	190
3.	Chuck Noll	147
4.	Marty Schottenheimer	142
5.	Mike Tomlin	125
6.	Andy Reid	123
7.	Mike Shanahan	116
8.	Bill Cowher	115
9.	John Harbaugh	113
10.	Marv Levy	112

- Tomlin's .627 regular-season winning percentage against the AFC is the seventh-highest in the League since the 1970 AFL-NFL merger (min. 100 games).

BEST REGULAR-SEASON WIN PCT. VS. AFC – SINCE 1970 (MIN. 100)

RANK	COACH	W	L	T	WIN PCT.
1.	Tony Dungy	79	29	0	.731
2.	John Madden	70	26	5	.724
3.	Andy Reid	123	59	1	.675
4.	Bill Belichick	225	118	0	.656
5.	Don Shula	190	111	2	.631
6.	Bill Cowher	115	68	0	.628
7.	Mike Tomlin	125	74	1	.627
8.	Marty Schottenheimer	142	95	1	.599
9.	John Harbaugh	113	76	0	.598
10.	Chuck Noll	147	105	1	.583

- Tomlin's 125 regular-season victories against the AFC are the second-most in the NFL since 2007.

MOST REGULAR-SEASON WINS VS. AFC – SINCE 2007

RANK	COACH	WINS
1.	Bill Belichick	143
2.	Mike Tomlin	125
3.	John Harbaugh	113
4.	Andy Reid	106
5.	Marvin Lewis	71

- Tomlin's .627 regular-season winning percentage against the AFC is the third-highest since 2007.

BEST REGULAR-SEASON WIN PCT. VS. AFC – SINCE 2007 (MIN. 75)

RANK	COACH	W	L	T	WIN PCT.
1.	Bill Belichick	143	56	0	.719
2.	Andy Reid	106	44	1	.705
3.	Mike Tomlin	125	74	1	.627
4.	John Fox	46	30	0	.605
5.	John Harbaugh	113	76	0	.598

- Tomlin's regular-season home record against the AFC is 70-30 (.700).
- Tomlin's 70 regular-season home victories against the AFC are the fifth-most in the League since the 1970 AFL-NFL merger.

MOST REGULAR-SEASON HOME WINS VS. AFC – SINCE 1970

RANK	COACH	WINS
1.	Bill Belichick	126
2.	Don Shula	110
3.	Chuck Noll	91
4.	Marty Schottenheimer	84
5.	Mike Tomlin	70
6.	Mike Shanahan	68
7.	Chuck Knox	67
8.	John Harbaugh	65
9.	Andy Reid	64
	Bill Cowher	64
	Dan Reeves	64

- Tomlin's .700 regular-season home winning percentage against the AFC is the eighth-highest in the League since the 1970 AFL-NFL merger (min. 75 games).

BEST REGULAR-SEASON ROAD WIN PCT. VS. AFC – SINCE 1970 (MIN. 75)

RANK	COACH	W	L	T	WIN PCT.
1.	Bill Belichick	126	46	0	.733
2.	Don Shula	110	41	1	.727
3.	Chuck Noll	91	36	0	.717
4.	Chuck Knox	67	27	0	.713
5.	Marty Schottenheimer	84	34	0	.712
6.	Bill Cowher	64	26	0	.711
7.	Andy Reid	64	27	0	.703
8.	Mike Tomlin	70	30	0	.700
9.	Dan Reeves	64	28	0	.696
10.	John Harbaugh	65	29	0	.691

- Including the postseason, Tomlin has a .616 winning percentage (132-82-1) against the AFC during his 17 years.

TOMLIN T-160 COACH

- Mike Tomlin became the 17th head coach in NFL history to reach 160 career wins. He registered 160 victories in 255 games coached, which is the fifth-fewest games coached in League history to reach 160 wins.

FEWEST GAMES COACHED TO 160 CAREER VICTORIES

RANK	PLAYER	GAMES
1.	Don Shula	219
2.	George Halas	236
3.	Curly Lambeau	243
4.	Bill Belichick	254
5.	Mike Tomlin	255

TOMLIN IN HIS FIRST 260 CAREER NFL GAMES COACHED

- Mike Tomlin became the 20th, fourth active and 15th since the 1970 AFL-NFL merger, head coach in NFL history to coach in 270 regular-season games.

MOST REGULAR-SEASON GAMES COACHED – SINCE 1970

RANK	COACH	GAMES
14.	Mike Holmgren	272
15.	Mike Tomlin	270
16.	Mike McCarthy	265
17.	John Fox	256
	Marvin Lewis	256

- Tomlin also became the fourth head coach to coach in 270 regular-season games with one franchise since the 1970 AFL-NFL merger.

MOST REGULAR-SEASON GAMES COACHED WITH ONE NFL FRANCHISE – SINCE 1970

RANK	COACH. TEAM	GAMES
1.	Bill Belichick, New England Patriots	382
2.	Chuck Noll, Pittsburgh Steelers	342
3.	Tom Landry, Dallas Cowboys	280
4.	Mike Tomlin, Pittsburgh Steelers	270
5.	Jeff Fisher, Tennessee Titans	262

- Tomlin's 170 regular-season victories in his first 270 games are the fifth-most in NFL history.

MOST REGULAR-SEASON VICTORIES IN FIRST 270 CAREER GAMES COACHED – NFL HISTORY

RANK	COACH. TEAM	WINS
1.	Don Shula	190
2.	George Halas	186
3.	Curly Lambeau	181
4.	Bill Belichick	173
5.	Mike Tomlin	170

- Tomlin's 170 regular-season victories in his first 270 games are the second-most since the 1970 AFL-NFL merger.

MOST REGULAR-SEASON VICTORIES IN FIRST 270 CAREER GAMES COACHED – SINCE 1970

RANK	COACH. TEAM	WINS
1.	Bill Belichick	173
2.	Mike Tomlin	170
3.	Mike McCarthy	164
	Chuck Knox	164
5.	Marty Schottenheimer	162

AMONG COACHES IN FIRST 16 YEARS

- **Mike Tomlin** earned his 163rd regular-season victory in Week 18 of 2022 vs. Cleveland, and accumulated a 163-93-2 regular-season record in his first 16 seasons as a head coach in the NFL (2007-22).
- Tomlin's 163 regular-season victories are the second-most, behind only Pro Football Hall of Famer Don Shula (165, 1963-78), in a coach's first 16 career seasons.

MOST WINS AMONG NFL HEAD COACHES DURING FIRST 16 SEASONS

RANK	COACH	YEARS	WINS
1.	Don Shula	1963-78	165
2.	Mike Tomlin	2007-22	163
3.	Bill Belichick	1991-95, 2000-10	162
4.	Mike Holmgren	1992-2008	157
5.	Mike McCarthy	2006-18, 2020-22	155
6.	Joe Gibbs	1981-92, 2004-07	154
7.	Marty Schottenheimer	1984-98, 2001-06	153
8.	Pete Carroll	1994, 1997-99, 2010-22	152
	Sean Payton	2006-21	152
10.	Andy Reid	1999-2012, 2013-22	150

*Does not include 2012 suspended season in 15 seasons count

- Tomlin's .636 regular-season winning percentage is the seventh-highest by a head coach in his first 16 career seasons.

BEST WIN PCT. AMONG NFL HEAD COACHES DURING FIRST 16 SEASONS

RANK	COACH	YEARS	WIN PCT.
1.	George Halas	1920-29, 1933-38	.749
2.	Don Shula	1963-78	.747
3.	Curly Lambeau	1921-36	.707
4.	Steve Owen	1930-45	.648
5.	Paul Brown	1946-60, 1970	.643
	Bud Grant	1967-82	.643
7.	Mike Tomlin	2007-22	.636
8.	Bill Belichick	1991-95, 2000-10	.633
9.	Chuck Knox	1973-88	.624
10.	Marty Schottenheimer	1984-98, 2001-06	.621

TOMLIN IN 16

- In his first 16 seasons as the head coach of the Steelers, **Mike Tomlin** has an extensive list of accomplishments.
- Tomlin's 163 regular-season wins in his first 16 seasons rank as the most wins in team history for any coach in his first 16 campaigns, and his two Super Bowl appearances rank second in the franchise for a coach in his first 16 seasons.
- Tomlin's 10 postseason berths rank tied for first in a coach's first 16 seasons with the Steelers and his seven division titles rank tied for second.

STEELERS HEAD COACHES RECORD THROUGH 16 SEASONS

RANK	COACH	RECORD	YEARS
1.	Mike Tomlin	163-93-1 (.643)	2007-22
2.	Chuck Noll	142-88-1 (.617)	1969-1984
RANK	COACH	SUPER BOWL APP.	TITLES
1.	Chuck Noll	4 (1974, '75, '78, '79)	4 (1974, '75, '78, '79)
2.	Mike Tomlin	2 (2008, '10)	1 (2008)
RANK	COACH	PLAYOFF APP.	YEARS
1.	Mike Tomlin	10	2007-08, '10-11, '14-17, '20-'21
	Chuck Noll	10	1972-79, 1982-83
RANK	COACH	DIVISION TITLES	YEARS
1.	Mike Tomlin	7 (AFC North)	2007-08, '10, '14, '16-17, '20
	Chuck Noll	7 (AFC Central)	1972, '74-79
	Bill Cowher	8 (AFC Central/North)	1992, '94-97, 2001, '02, '04

*Cowher coached just 15 seasons

TOMLIN'S RECORD WHEN		
Overall	170	98 2
Home	96	39 1
Away	74	59 1
In overtime	9	7 2
Grass	133	72 2
Turf	37	26 0
Indoors	15	7 0
Outdoors	155	91 2
AFC	125	74 1
AFC North	68	31 1
AFC East	15	19 0
AFC South	25	9 0
AFC West	17	15 0
NFC	45	24 1
NFC North	10	6 1
NFC East	10	7 0
NFC South	12	4 0
NFC West	13	7 0
Playoffs	8	9 0
Wild Card	2	5 0
Divisional	3	2 0
Title Game	2	1 0
Super Bowl	1	1 0
On Sunday Night Football	20	14 0
On Monday Night Football	20	3 0
On Thursday Night Football	9	9 0
On Saturday	2	0 0
On Sunday at 1 p.m. ET	91	43 2
On Sunday at 4:25 p.m. ET	27	27 1
In September	30	26 1
In October	43	21 0
In November	44	23 1
In December	44	27 0
In January	9	1 0
Coming off a loss	60	33 0
Coming off a win	100	57 1
Coming off a tie	0	2 0
Opponent Coming off a loss	74	48 1
Opponent Coming off a win	85	43 0
Opponent Coming off a tie	1	0 0
Coming off a Bye	13	4 0
Opponent coming off a Bye	9	7 1
Scoring first	105	35 2
Opponent scores first	65	63 0
Leading at any point	168	56 2
Trailing at any point	102	97 1
Leading at halftime	116	22 1
Tied at halftime	13	9 1
Trailing at halftime	40	67 0
Decided by 3 points or fewer	37	30 2
Decided by 7 points or fewer	88	59 2
Decided by 8 pts or fewer	96	60 2
*Opp. Missed Playoffs	102	54 2
*Opp. Lost Wild Card	26	15 0
*Opp. Lost Divisional Playoff	27	12 0
*Opp. Lost Title Game	9	8 0
*Opp. Lost Super Bowl	4	3 0
*Opp. Won Super Bowl	2	6 0

TOMLIN'S RECORD WHEN		
Leading after three quarters	126	17 1
Tied after three quarters	11	8 0
Trailing after three quarters	33	73 1
Scoring 40+ points	11	0 0
Scoring 30-39 points	37	9 0
Scoring 20-29 points	89	28 1
Scoring 0-19 points	33	61 1
Allowing 40+ points	0	5 0
Allowing 30-39 points	5	27 0
Allowing 20-29 points	47	48 1
Allowing 0-19 Points	119	17 1
3 days rest	8	8 0
4 days rest	1	1 0
5 days rest	15	8 1
6 days rest	92	64 0
7 days rest	18	2 0
9 days rest	14	4 0
10 days rest	1	1 0
12 days rest	0	1 0
13 days rest	9	3 0
14 days rest	2	0 0
Opp. 3 days rest	8	8 0
Opp. 5 days rest	10	8 0
Opp. 6 days rest	108	60 0
Opp. 7 days rest	16	3 0
Opp. 8 days rest	1	0 0
Opp. 9 days rest	6	5 0
Opp. 10 days rest	2	1 0
Opp. 13 days rest	8	7 1
Opp. 14 days rest	1	0 0
Outrushing opponent	119	25 0
Getting outrushed	50	73 2
Rushing Yards tied	1	0 0
Passing for more yards	53	39 0
Passing for fewer yards	117	59 2
Outgaining opponent	128	42 2
Outgained by opponent	42	56 0
Clear	146	86 1
Rain	20	9 1
Snow	4	3 0
Below 32-degrees	15	7 0
Above 32-degrees	155	91 2
Winning time of possession	126	41 2
Losing time of possession	44	57 0
Scoring a defensive TD	30	2 0
Allowing a defensive TD	7	13 0
Scoring a special teams TD	11	0 0
Allowing a special teams TD	6	7 0
Fewer penalty yards	92	53 1
More penalty yards	78	45 1
Winning turnover battle	99	16 0
Losing turnover battle	26	63 2
Tied turnover battled	45	19 0
-1 Turnovers	20	28 0
-2 Turnovers	3	14 0
-3 Turnovers	3	10 1
-4 Turnovers	0	8 0
-5 Turnovers	0	1 1

TOMLIN'S RECORD WHEN		
-7 Turnovers	0	2 0
+1 Turnovers	43	13 0
+2 Turnovers	35	2 0
+3 Turnovers	13	1 0
+4 Turnovers	6	0 0
+5 Turnovers	1	0 0
+6 Turnovers	1	0 0
100-yard rusher	55	9 2
100-yard receiver	65	41 1
200-yard passer	125	69 2
200-yard rusher	2	0 0
200-yard receiver	2	1 0
300-yard passer	38	27 1
400-yard passer	4	7 0
500-yard passer	3	0 0
Opp. 100-yard rusher	15	26 2
Opp. 100-yard receiver	44	36 1
Opp. 200-yard passer	99	62 0
Opp. 200-yard rusher	0	2 0
Opp. 200-yard receiver	2	0 0
Opp. 300-yard passer	22	21 0
Opp. 400-yard passer	4	1 0
Opp. 500-yard passer	0	0 0
Rookie Starting QB	9	8 0
Vs. Rookie Starting QB	24	6 0
Arizona Cardinals	3	2 0
Atlanta Falcons	4	0 0
Baltimore Ravens	18	15 0
Buffalo Bills	5	3 0
Carolina Panthers	4	0 0
Chicago Bears	1	3 0
Cincinnati Bengals	24	9 0
Cleveland Browns	26	7 1
Dallas Cowboys	2	2 0
Denver Broncos	4	3 0
Detroit Lions	3	0 1
Green Bay Packers	4	1 0
Houston Texans	4	2 0
Indianapolis Colts	8	1 0
Jacksonville Jaguars	5	3 0
Kansas City Chiefs	5	4 0
Las Vegas Raiders	3	5 0
L.A. Chargers	4	3 0
L.A. Rams	5	0 0
Miami Dolphins	4	3 0
Minnesota Vikings	2	2 0
New England Patriots	3	8 0
New Orleans Saints	1	3 0
N.Y. Giants	3	1 0
N.Y. Jets	3	5 0
Philadelphia Eagles	2	3 0
San Francisco 49ers	2	3 0
Seattle Seahawks	3	2 0
Tampa Bay Buccaneers	3	1 0
Tennessee Titans	8	3 0
Washington Football Team	3	1 0

AMERICAN FOOTBALL CONFERENCE												
EAST DIVISION												
TEAM	W	L	T	PCT	PF	PA	NET PTS	HOME	AWAY	CONF	DIV	STREAK
Miami Dolphins	9	3	0	.750	384	266	118	5-0-0	4-3-0	6-2-0	3-1-0	Won 3
Buffalo Bills	6	6	0	.500	328	227	101	5-2-0	1-4-0	3-5-0	2-2-0	Lost 1
New York Jets	4	8	0	.333	171	251	-80	2-5-0	2-3-0	2-6-0	1-3-0	Lost 5
New England Patriots	2	10	0	.167	148	254	-106	1-6-0	1-4-0	2-5-0	2-2-0	Lost 5
NORTH DIVISION												
TEAM	W	L	T	PCT	PF	PA	NET PTS	HOME	AWAY	CONF	DIV	STREAK
Baltimore Ravens	9	3	0	.750	324	187	137	4-2-0	5-1-0	6-3-0	3-2-0	Won 2
Cleveland Browns	7	5	0	.583	258	245	13	5-1-0	2-4-0	5-3-0	3-2-0	Lost 2
Pittsburgh Steelers	7	5	0	.583	192	229	-37	4-3-0	3-2-0	5-3-0	3-1-0	Lost 1
Cincinnati Bengals	5	6	0	.455	212	242	-30	3-3-0	2-3-0	1-6-0	0-4-0	Lost 3
SOUTH DIVISION												
TEAM	W	L	T	PCT	PF	PA	NET PTS	HOME	AWAY	CONF	DIV	STREAK
Jacksonville Jaguars	8	3	0	.727	254	225	29	3-3-0	5-0-0	6-2-0	4-1-0	Won 2
Indianapolis Colts	7	5	0	.583	300	296	4	2-4-0	5-1-0	5-3-0	3-2-0	Won 4
Houston Texans	7	5	0	.583	281	249	32	5-2-0	2-3-0	4-3-0	1-2-0	Won 1
Tennessee Titans	4	8	0	.333	213	255	-42	4-2-0	0-6-0	2-6-0	0-3-0	Lost 1
WEST DIVISION												
TEAM	W	L	T	PCT	PF	PA	NET PTS	HOME	AWAY	CONF	DIV	STREAK
Kansas City Chiefs	8	4	0	.667	275	208	67	4-2-0	4-2-0	6-1-0	3-1-0	Lost 1
Denver Broncos	6	6	0	.500	263	302	-39	4-3-0	2-3-0	3-5-0	1-2-0	Lost 1
Los Angeles Chargers	5	7	0	.417	275	258	17	2-4-0	3-3-0	3-4-0	1-1-0	Won 1
Las Vegas Raiders	5	7	0	.417	202	256	-54	4-2-0	1-5-0	3-5-0	1-2-0	Lost 2
NATIONAL FOOTBALL CONFERENCE												
EAST DIVISION												
TEAM	W	L	T	PCT	PF	PA	NET PTS	HOME	AWAY	CONF	DIV	STREAK
Philadelphia Eagles	10	2	0	.833	329	288	41	5-1-0	5-1-0	6-1-0	3-0-0	Lost 1
Dallas Cowboys	9	3	0	.750	388	220	168	6-0-0	3-3-0	6-3-0	3-1-0	Won 4
New York Giants	4	8	0	.333	159	292	-133	2-3-0	2-5-0	3-4-0	2-2-0	Won 2
Washington Commanders	4	9	0	.308	261	395	-134	1-5-0	3-4-0	2-7-0	0-5-0	Lost 4
NORTH DIVISION												
TEAM	W	L	T	PCT	PF	PA	NET PTS	HOME	AWAY	CONF	DIV	STREAK
Detroit Lions	9	3	0	.750	327	286	41	4-2-0	5-1-0	6-2-0	2-1-0	Won 1
Minnesota Vikings	6	6	0	.500	263	242	21	2-4-0	4-2-0	6-3-0	2-1-0	Lost 2
Green Bay Packers	6	6	0	.500	258	243	15	4-2-0	2-4-0	4-3-0	2-2-0	Won 3
Chicago Bears	4	8	0	.333	242	296	-54	2-3-0	2-5-0	3-5-0	1-3-0	Won 1
SOUTH DIVISION												
TEAM	W	L	T	PCT	PF	PA	NET PTS	HOME	AWAY	CONF	DIV	STREAK
Atlanta Falcons	6	6	0	.500	226	240	-14	4-2-0	2-4-0	4-4-0	3-0-0	Won 2
Tampa Bay Buccaneers	5	7	0	.417	233	245	-12	3-3-0	2-4-0	4-4-0	2-1-0	Won 1
New Orleans Saints	5	7	0	.417	257	255	2	2-3-0	3-4-0	2-5-0	1-2-0	Lost 3
Carolina Panthers	1	11	0	.083	191	313	-122	1-4-0	0-7-0	0-8-0	0-3-0	Lost 5
WEST DIVISION												
TEAM	W	L	T	PCT	PF	PA	NET PTS	HOME	AWAY	CONF	DIV	STREAK
San Francisco 49ers	9	3	0	.750	352	189	163	4-1-0	5-2-0	7-1-0	3-0-0	Won 4
Los Angeles Rams	6	6	0	.500	268	253	15	3-3-0	3-3-0	4-4-0	4-1-0	Won 3
Seattle Seahawks	6	6	0	.500	264	290	-26	4-2-0	2-4-0	5-4-0	1-3-0	Lost 3
Arizona Cardinals	3	10	0	.231	230	331	-101	2-4-0	1-6-0	2-6-0	0-4-0	Won 1

STEELERS 2023 REGULAR SEASON RECORD WHEN...

CATEGORY	2023 SEASON		CATEGORY	2023 SEASON	
	W-L			W-L	
STEELERS AT ACRISURE STADIUM	4-3		IN SEPTEMBER	2-1	
STEELERS ON THE ROAD	3-2		IN OCTOBER	2-2	
STEELERS ON GRASS	5-4		IN NOVEMBER	3-1	
STEELERS ON ARTIFICIAL TURF	2-1		IN DECEMBER	0-1	
STEELERS IN DOMES	0-0		IN JANUARY	0-0	
STEELERS IN RETRACTABLE ROOF STADIUMS	0-0		ON SUNDAY NIGHT	1-0	
STEELERS OUTDOORS	2-0		ON THURSDAY NIGHT	1-0	
STEELERS INDOORS	0-0		ON MONDAY NIGHT	1-0	
STEELERS SCORE FIRST	4-1		ON SATURDAY	0-0	
OPPONENT SCORES FIRST	3-4		DAY GAMES	4-5	
STEELERS SCORE ON FIRST POSSESSION	2-1		KICKOFF AT 12:00 EST	0-0	
STEELERS SCORE 20 OR MORE POINTS	5-0		KICKOFF AT 3:00/3:05/3:15/3:35 EST	0-0	
STEELERS SCORE 19 OR LESS POINTS	2-5		NIGHT GAMES	3-0	
STEELERS ALLOW 20 OR MORE	1-4		VS. AFC NORTH OVERALL	3-1	
STEELERS ALLOW 19 OR LESS POINTS	6-1		VS. AFC NORTH AT HOME	2-0	
STEELERS LEAD AFTER 1ST QUARTER	2-0		VS. AFC NORTH ON THE ROAD	1-1	
STEELERS TRAIL AFTER 1ST QUARTER	1-4		VS. AFC	5-3	
SCORE TIED AFTER 1ST QUARTER	4-1		VS. AFC EAST	0-0	
STEELERS LEAD AT HALFTIME	3-0		VS. AFC SOUTH	1-2	
STEELERS TRAIL AT HALFTIME	4-5		VS. AFC WEST	1-0	
SCORE TIED AT HALFTIME	0-0		VS. NFC	2-2	
STEELERS LEAD AFTER 3RD QUARTER	3-0		VS. NFC EAST	0-0	
STEELERS TRAIL AFTER 3RD QUARTER	4-5		VS. NFC SOUTH	0-0	
SCORE TIED AFTER 3RD QUARTER	0-0		VS. NFC NORTH	1-0	
GAME GOES TO OVERTIME	0-0		VS. NFC WEST	1-2	
STEELERS HAVE + TURNOVER RATIO	6-2				
STEELERS HAVE - TURNOVER RATIO	0-3				
TURNOVER RATIO EVEN	1-0				
STEELERS HAVE 30:00+TOP	3-1				
STEELERS HAVE LESS THAN 30:00 TOP	4-4				
STEELERS HAVE 100-YARD RUSHER	1-1				
STEELERS HAVE 300 NET PASSING YARDS	0-0				
STEELERS HAVE 1 100-YARD RECEIVER	4-0				
STEELERS HAVE 2 100-YARD RECEIVERS	0-0				
STEELERS WIN COIN TOSS	4-3				
STEELERS LOSE COIN TOSS	3-2				

NO.	NAME	POS	HT	WT	DOB	EXP	COLLEGE	HOMETOWN	HOW ACQ
57	Adams Sr., Montravius	DT	6-4	304	7/24/1995	7	Auburn	Vienna, GA	FA '21
74	Anderson, Spencer	OL	6-5	305	6/7/2000	R	Maryland	Bowie, MD	D7b '23
95	Austin III, Calvin	WR	6-6	162	3/2/1993	2	Memphis	Memphis, TN	D4 '22
95	Benton, Keesam	DT	6-4	309	7/17/2001	R	Wisconsin	Janesville, WI	D2b '23
6	Boswell, Chris	K	6-2	185	3/16/1991	9	Rice	Fort Worth, TX	FA '15
13	Boykin, Miles	WR	6-4	220	10/12/1996	5	Notre Dame	New Lenox, IL	W '22 (BAL)
61	Cole, Mason	OL	6-5	298	3/28/1996	6	Michigan	Tarpon Springs, FL	FA '22
60	Cook, Dylan	OT	6-5	280	1/11/1998	1	Montana	Butte, MT	FA '23
78	Daniels, James	OL	6-4	327	9/13/1997	6	Iowa	Warren, OH	FA '22
39	Fitzpatrick, Minkah	S	6-1	207	11/17/1996	6	Alabama	Old Bridge, NJ	TR '19 (MA)
48	Freiermuth, Pat	TE	6-5	258	10/25/1998	3	Penn State	Merrimac, MA	D2 '21
44	Golden, Markus	LB	6-3	260	3/13/1991	9	Missouri	St. Louis, MO	FA '23
22	Harris, Najee	RB	6-1	242	3/9/1998	3	Alabama	Altooch, CA	D1 '21
6	Harvin III, Pressley	P	6-0	255	9/17/1998	3	Georgia Tech	Altooch, SC	D7b '21
71	Herbig, Nate	OL	6-4	334	7/10/1998	5	Stanford	Honolulu, HI	FA '23
51	Herbig, Nick	LB	6-2	240	11/21/2001	R	Wisconsin	Kauai, HI	D4 '23
97	Heyward, Cameron	DT	6-5	295	5/6/1989	13	Ohio State	Pittsburgh, PA	D1 '11
83	Heyward, Connor	TE/FB	6-0	230	1/22/1999	2	Michigan State	Duluth, GA	D6 '22
56	Highsmith, Alex	LB	6-4	242	8/7/1997	4	Charlotte	Wilmington, NC	D3 '20
48	Igbweike, Godwin	RB	6-0	213	9/10/1994	4	Northwestern	Columbus, OH	FA '23
18	Johnson, Diontae	WR	5-10	183	7/5/1996	5	Toledo	Ruskin, FL	D3a '19
77	Jones, Broderick	OT	6-5	311	5/16/2001	R	Georgia	Lithonia, GA	D1 '23
23	Kazee, Damontae	S	5-11	174	6/5/1993	7	San Diego State	San Bernardino, CA	FA '22
28	Killebrew, Miles	S	6-2	222	5/10/1993	8	Southern Utah	Henderson, NV	FA '22
46	Kuntz, Christian	LS	6-1	228	4/13/1994	3	Duquesne	Pittsburgh, PA	FA '20
98	Leal, DeMarvin	DE	6-4	290	7/1/2000	2	Texas A&M	San Antonio, TX	D3 '22
92	Loudermilk, Isaiah	DT	6-7	293	10/10/1997	3	Wisconsin	Howard, KS	D5 '21
40	Martinez, Blake	LB	6-2	237	1/9/1994	8	Stanford	Tucson, AZ	FA '23
26	McFarland Jr., Anthony	RB	5-8	193	3/4/1999	4	Maryland	Hyattsville, MD	D4a '20
65	Moore Jr., Dan	OT	6-5	315	9/28/1998	3	Texas A&M	Beaumont, TX	D4a '21
99	Ogunjobi, Larry	DT	6-3	305	6/3/1994	7	Charlotte	Greensboro, NC	FA '22
76	Okorafor, Chukwuma	OL	6-6	320	8/8/1997	6	Western Michigan	Southfield, MI	D3b '18
20	Peterson, Patrick	CB	6-1	203	7/11/1990	13	LSU	Pompano Beach, FL	FA '23
14	Pickens, George	WR	6-3	200	3/4/2001	2	Georgia	Hoover, AL	D2 '22
8	Pickett, Kenny	QB	6-3	220	6/6/1998	2	Pittsburgh	Oakhurst, NJ	D1 '22
42	Pierre, James	CB	6-2	185	9/16/1996	4	Florida Atlantic	Deerfield Beach, FL	UDFA '20
24	Porter Jr., Joey	CB	6-2	193	7/26/2000	R	Penn State	Bakersfield, CA	D2a '23
50	Roberts, Elandon	LB	6-1	238	4/22/1994	8	Houston	Port Arthur, TX	FA '23
93	Robinson, Mark	LB	5-11	235	8/14/1999	2	Mississippi	Leesburg, GA	D7a '22
11	Robinson II, Allen	WR	6-2	220	8/24/1993	10	Penn State	Detroit, MI	TR '23 (LAR)
2	Rudolph, Mason	QB	6-5	235	6/17/1995	6	Oklahoma State	Rock Hill, SC	D3a '18
21	Rush, Darius	CB	6-2	198	2/22/2000	R	South Carolina	Kingstree, SC	FA '23
1	Sremato, Isaac	OL	6-4	303	10/23/1993	8	Oregon State	Corvallis, OR	FA '23
34	Sullivan, Chandon	CB	5-11	189	8/7/1996	6	Georgia State	Winder, GA	FA '23
17	Thompson, Trenton	S	6-1	196	12/18/1997	1	San Diego State	Palm Springs, CA	FA '23
10	Trubisky, Mitch	QB	6-2	220	8/20/1994	7	North Carolina	Mentor, OH	FA '22
38	Walker, Mykal	LB	6-3	232	8/28/1997	4	Fresno State	Sacramento, CA	FA '23
29	Wallace, Levi	CB	6-0	179	6/12/1995	6	Alabama	Tucson, AZ	FA '22
30	Warren, Jaylen	RB	5-8	215	11/1/1998	2	Oklahoma State	Cottonwoods Heights, UT	UDFA '22
80	Washington, Darnell	TE	6-7	264	8/17/2001	R	Georgia	Las Vegas, NV	D3 '23
90	Watt, T.J.	LB	6-4	252	10/11/1994	7	Wisconsin	Pewaukee, WI	D1 '17
94	Watts, Armon	DL	6-5	307	7/22/1996	5	Arkansas	St. Louis, MO	FA '23
87	Williams, Rodney	TE	6-4	235	4/10/2000	1	UT Martin	Memphis, TN	FA '22
Injured Reserve (6)									
54	Alexander, Kwon	LB	6-1	227	8/3/1994	9	LSU	Oxford, LA	FA '23
55	Holcomb, Cole	LB	6-1	240	7/30/1996	5	North Carolina	New Smyrna Beach, FL	FA '23
31	Neal, Keanu	S	6-0	211	7/26/1995	8	Florida	Bushnell, FL	FA '23
37	Riley, Elijah	S	6-0	205	6/12/1998	3	Army	Port Jefferson, NY	W '22 (NYJ)
27	Trice Jr., Cory	DB	6-3	206	5/30/2000	R	Purdue	Hopkinsville, KY	D7a '23
79	Wren, Renell	DT	6-5	315	10/23/1995	3	Arizona State	St. Louis, MO	FA '22
Practice Squad (16)									
35	Barcoo, Luq	CB	6-1	180	7/27/1998	2	San Diego State	San Diego, CA	FA '23
5	Black, Henry	S	6-0	204	1/3/1997	3	Baylor	Shreveport, LA	FA '23
49	Carpenter, Tariq	LB	6-3	230	12/28/1998	2	Georgia Tech	Ludowici, GA	FA '23
45	Colletto, Jack	FB	6-3	237	11/19/1998	R	Oregon State	Camas, WA	FA '23
72	Diesch, Kellen	OL	6-7	300	8/23/1997	1	Arizona State	Trophy Club, TX	FA '23
96	Fehoko, Breiden	DL	6-3	300	10/15/1996	3	LSU	Honolulu, HI	FA '23
82	Fitzpatrick, Dez	WR	6-2	208	12/17/1997	2	Louisville	Farmington Hills, MI	FA '23
16	Jack, Miles	LB	6-1	255	9/3/1995	8	UCLA	Scottsdale, AZ	FA '22
53	Johnson, Kyron	LB	6-0	235	7/24/1998	2	Kansas	Arlington, TX	FA '23
91	Marshall, Jonathan	DL	6-3	310	9/16/1997	2	Arkansas	Shepherd, TX	W '22 (NYJ)
62	McCollum, Ryan	C	6-5	300	3/4/1998	2	Texas A&M	Spring, TX	W '22 (DET)
4	McSorley, Trace	QB	6-0	210	8/23/1995	5	Penn State	Ashburn, VA	FA '23
15	Mims, Denzel	WR	6-3	207	10/10/1997	4	Baylor	Daingerfield, TX	FA '23
41	Ollison, Qadree	RB	6-1	232	9/8/1996	4	Pittsburgh	Niagara Falls, NY	FA '23
25	Rowe, Eric	S	6-1	210	10/3/1992	8	Utah	Spring, Texas	UFA, '19 (NE)
85	Watts, Duce	WR	6-1	196	12/23/1999	R	Tulane	Petal, MS	FA '23

Reserve/Retired (1)									
400	Pottebaum, Monte	FB	6-1	244	1/7/2000	R	Iowa	Larchwood, IA	UDFA '23

COACHING STAFF

HEAD COACH: Mike Tomlin
ASSISTANTS: Teryl Austin (Defensive Coordinator); Danny Smith (Special Teams Coordinator); Eddie Faulkner (Interim Offensive Coordinator/Running Backs); Grady Brown (Secondary); Aaron Curry (Inside Linebackers); Karl Dunbar (Defensive Line); Frisman Jackson (Wide Receivers); Denzel Martin (Outside Linebackers); Pat Meyer (Offensive Line); Alfredo Roberts (Tight Ends); Mike Sullivan (Quarterbacks); Gerald Alexander (Assistant Defensive Backs); David Corley (Assistant Quarterbacks); Isaac Williams (Assistant Offensive Line); Jason Brooks (Defensive Quality Control); Glenn Thomas (Offensive Assistant); Matt Tomsho (Quality Control); Garrett Glemont (Senior Conditioning Coordinator); Marcel Pastoor (Head Strength & Conditioning Coach); Rodain Delus (Strength & Conditioning Assistant)

NO.	NAME	POS	HT	WT	DOB	EXP	COLLEGE	HOMETOWN	HOW ACQ
2	Rudolph, Mason	QB	6-5	235	6/17/1995	6	Oklahoma State	Rock Hill, SC	D3a '18
6	Harvin III, Pressley	P	6-0	255	9/17/1998	3	Georgia Tech	Alboli, SC	D7b '21
9	Pickett, Kenny	QB	6-3	222	6/8/1999	2	Pittsburgh	Oakhurst, NJ	D1 '22
6	Boswell, Chris	K	6-2	185	3/16/1991	9	Rice	Fort Worth, TX	FA '15
10	Trubisky, Mitch	QB	6-2	220	8/20/1994	7	North Carolina	Mentor, OH	FA '22
11	Robinson II, Allen	WR	6-2	220	8/24/1993	10	Penn State	Detroit, MI	TR '23 (LAR)
13	Boykin, Miles	WR	6-4	220	10/12/1996	5	Notre Dame	New Lenox, IL	W '22 (BAL)
14	Pickens, George	WR	6-3	200	3/4/2001	2	Georgia	Hoover, AL	D2 '22
17	Thompson, Trenton	S	6-1	196	12/18/1997	5	San Diego State	Palm Springs, CA	FA '23
18	Johnson, Dontae	WR	5-10	183	7/5/1996	1	Toledo	Ruskin, FL	D3a '19
19	Austin III, Calvin	WR	5-9	162	3/24/1999	2	Memphis	Memphis, TN	D4 '22
20	Peterson, Patrick	CB	6-1	203	7/11/1999	13	LSU	Pompano Beach, FL	FA '23
21	Rush, Darius	CB	6-2	198	2/22/2000	8	South Carolina	Kingstree, SC	FA '23
22	Harris, Najee	RB	6-1	242	3/9/1998	3	Alabama	Antioch, CA	D1 '21
23	Kazee, Damontae	S	5-11	174	6/5/1993	7	San Diego State	San Bernardino, CA	FA '22
24	Porter Jr., Joey	CB	6-2	193	7/26/2000	8	Penn State	Bakersfield, CA	D2a '23
25	McFarland, Anthony	RB	5-8	193	3/4/1999	4	Maryland	Hyttsville, MD	D4a '20
28	Killebrew, Miles	S	6-2	222	5/10/1993	8	Southern Utah	Henderson, NV	FA '22
29	Wallace, Levi	CB	6-0	179	6/12/1995	6	Alabama	Tucson, AZ	FA '22
30	Warren, Jaylen	RB	5-8	215	11/1/1998	2	Oklahoma State	Cottonwoods Heights, UT	UDFA '22
34	Sullivan, Chandon	CB	5-11	189	8/7/1996	6	Georgia State	Winder, GA	FA '23
38	Walker, Mykal	LB	6-3	232	8/28/1997	4	Fresno State	Sacramento, CA	FA '23
39	Fitzpatrick, Minkah	S	6-1	207	11/17/1996	6	Alabama	Old Bridge, NJ	TR '19 (MIA)
40	Martinez, Blake	LB	6-2	237	1/9/1994	8	Stanford	Tucson, AZ	FA '23
42	Pierre, James	CB	6-2	185	9/16/1996	4	Florida Atlantic	Deerfield Beach, FL	UDFA '20
44	Golden, Markus	LB	6-3	260	3/13/1991	9	Missouri	St. Louis, MO	FA '23
46	Kuntz, Christian	LS	6-1	228	4/13/1994	3	Duquesne	Pittsburgh, PA	FA '20
48	Igwabuke, Godwin	RB	6-0	213	9/10/1994	4	Northwestern	Columbus, OH	FA '23
50	Roberts, Elandon	LB	6-1	238	4/22/1994	8	Houston	Port Arthur, TX	FA '23
51	Herbig, Nick	LB	6-2	240	11/21/2001	8	Wisconsin	Kauai, HI	D4 '23
56	Highsmith, Alex	LB	6-4	242	8/7/1997	4	Charlotte	Wilmington, NC	D3 '20
57	Adams Sr., Montravius	DT	6-4	304	7/24/1995	7	Auburn	Vienna, GA	FA '21
60	Cook, Dylan	OT	6-5	280	1/11/1998	1	Montana	Butte, MT	FA '23
61	Cole, Mason	OL	6-5	298	3/28/1996	6	Michigan	Tarpon Springs, FL	FA '22
65	Moore Jr., Dan	OT	6-5	315	9/28/1998	3	Texas A&M	Beaumont, TX	D4a '21
71	Herbig, Nate	OL	6-4	334	7/10/1998	5	Stanford	Honolulu, HI	FA '23
73	Seumalo, Isaac	OL	6-4	303	10/29/1993	8	Oregon State	Corvallis, OR	FA '23
74	Anderson, Spencer	OL	6-5	305	6/7/2000	8	Maryland	Bowie, MD	D7b '23
76	Okorafor, Chukwuma	OL	6-6	320	8/8/2001	6	Western Michigan	Southfield, MI	D3b '18
77	Jones, Broderick	OT	6-5	311	5/16/1997	8	Georgia	Lithonia, GA	D1 '23
78	Daniels, James	OL	6-4	327	9/13/1997	6	Iowa	Warren, OH	FA '22
80	Washington, Darnell	TE	6-7	264	8/17/2001	8	Georgia	Las Vegas, NV	D3 '23
83	Heyward, Connor	TE/FB	6-7	234	1/22/1999	2	Michigan State	Duluth, GA	D1 '22
87	Williams, Rodney	TE	6-4	235	1/10/2000	1	UT Martin	Memphis, TN	FA '22
88	Freiermuth, Pat	TE	6-5	258	10/25/1998	3	Penn State	Merrimac, MA	D2 '21
90	Watt, T.J.	LB	6-4	252	10/11/1994	7	Wisconsin	Pewaukee, WI	D1 '17
92	Loudermilk, Isaiahh	DT	6-7	293	10/10/1997	3	Wisconsin	Howard, KS	D5 '21
93	Robinson, Mark	LB	5-11	235	8/14/1999	2	Mississippi	Leesburg, GA	D7a '22
94	Watts, Armon	DL	6-5	307	7/22/1996	5	Arkansas	St. Louis, MO	FA '23
95	Benton, Keanan	DT	6-4	309	7/17/2001	8	Wisconsin	Janesville, WI	D2b '23
97	Heyward, Cameron	DT	6-5	295	5/6/1989	13	Ohio State	Pittsburgh, PA	D1 '11
98	Leal, DeMarvin	DE	6-4	290	7/1/2000	2	Texas A&M	San Antonio, TX	D3 '22
99	Ogunjobi, Larry	DT	6-3	305	6/3/1994	7	Charlotte	Greensboro, NC	FA '22

Injured Reserve (6)

27	Trice Jr., Cory	DB	6-3	206	5/30/2000	8	Purdue	Hopkinsville, KY	D7a '23
31	Neal, Keanu	S	6-0	211	7/26/1995	8	Florida	Bushnell, FL	FA '23
37	Riley, Elijah	S	6-0	205	6/12/1998	3	Army	Port Jefferson, NY	W '22 (NYJ)
54	Alexander, Kwon	LB	6-1	227	8/3/1994	9	LSU	Oxford, AL	FA '23
55	Holcomb, Cole	LB	6-1	240	7/30/1996	5	North Carolina	New Smyrna Beach, FL	FA '23
79	Wren, Renell	DT	6-5	315	10/23/1995	3	Arizona State	St. Louis, MO	FA '22

Practice Squad (16)

4	McSorley, Trace	QB	6-0	210	8/23/1995	5	Penn State	Ashburn, VA	FA '23
5	Black, Henry	S	6-0	204	1/3/1997	3	Baylor	Shreveport, LA	FA '23
15	Mims, Denzel	WR	6-3	207	10/10/1997	4	Baylor	Daingerfield, TX	FA '23
16	Jack, Myles	LB	6-1	255	9/3/1995	8	UCLA	Scottsdale, AZ	FA '22
25	Rowe, Eric	S	6-1	210	10/3/1992	8	Utah	Spring, Texas	FA '19 (NE)
35	Barcoo, Luq	CB	6-1	180	7/27/1998	2	San Diego State	San Diego, CA	UDFA '23
41	Ollison, Qadree	RB	6-1	232	9/8/1996	4	Pittsburgh	Niagara Falls, NY	FA '23
45	Collette, Jack	FB	6-3	237	11/19/1998	8	Oregon State	Camas, WA	FA '23
49	Carpenter, Tariq	LB	6-3	230	12/28/1998	2	Georgia Tech	Ludowici, GA	FA '23
53	Johnson, Kyron	LB	6-0	235	7/24/1998	2	Kansas	Arlington, TX	FA '23
62	McCullum, Ryan	C	6-5	300	3/4/1998	2	Texas A&M	Spring, TX	W '22 (DET)
72	Diesch, Kellen	OL	6-7	300	8/23/1997	1	Arizona State	Trophy Club, TX	FA '23
82	Fitzpatrick, Dez	WR	6-2	208	12/17/1997	2	Louisville	Farmington Hills, MI	FA '23
85	Watts, Ducee	WR	6-1	196	12/23/1999	8	Tulane	Petal, MS	FA '23
91	Marshall, Jonathan	DL	6-3	310	9/16/1997	2	Arkansas	Shepherd, TX	W '22 (NYJ)
96	Fehoko, Breiden	DL	6-3	300	10/15/1996	3	LSU	Honolulu, HI	FA '23

Reserve/Retired (1)

400	Pottebaum, Monte	FB	6-1	244	1/7/2000	R	Iowa	Larchwood, IA	UDFA '23
-----	------------------	----	-----	-----	----------	---	------	---------------	----------

COACHING STAFF

HEAD COACH: Mike Tomlin

ASSISTANTS: Teryl Austin (Defensive Coordinator), Danny Smith (Special Teams Coordinator), Eddie Faulkner (Interim Offensive Coordinator/Running Backs), Grady Brown (Secondary), Aaron Curry (Inside Linebackers), Karl Dunbar (Defensive Line), Frisman Jackson (Wide Receivers), Denzel Martin (Outside Linebackers), Pat Meyer (Offensive Line), Alfredo Roberts (Tight Ends), Mike Sullivan (Quarterbacks), Gerald Alexander (Assistant Defensive Backs), David Corley (Assistant Quarterbacks), Isaac Williams (Assistant Offensive Line), Jason Brooks (Defensive Quality Control), Glenn Thomas (Offensive Assistant), Matt Tomsho (Quality Control), Garrett Glemont (Senior Conditioning Coordinator), Marcel Pastoor (Head Strength & Conditioning Coach), Rodain Delus (Strength & Conditioning Assistant)

QUARTERBACKS (3)

2 Mason Rudolph QB	8 Kenny Pickett QB
10 Mitch Trubisky QB	

RUNNING BACKS (4)

22 Najee Harris RB	26 Anthony McFarland Jr. RB
30 Jaylen Warren RB	48 Godwin Igwebuike RB

WIDE RECEIVERS (5)

11 Allen Robinson II WR	13 Miles Boykin WR
14 George Pickens WR	18 Diontae Johnson WR
19 Calvin Austin III WR	

TIGHT ENDS (4)

80 Darnell Washington TE	83 Connor Heyward TE/FB
87 Rodney Williams TE	88 Pat Freiermuth TE

OFFENSIVE LINE (9)

60 Dylan Cook OT	61 Mason Cole OL
65 Dan Moore Jr. OT	71 Nate Herbig OL
73 Isaac Seumalo OL	74 Spencer Anderson OL
76 Chukwuma Okorafor OL	77 Broderick Jones OT
78 James Daniels OL	

LINEBACKERS (8)

38 Mykal Walker LB	40 Blake Martinez LB
44 Markus Golden LB	50 Elandon Roberts LB
51 Nick Herbig LB	56 Alex Highsmith LB
90 T.J. Watt LB	93 Mark Robinson LB

DEFENSIVE BACKS (10)

17 Trenton Thompson S	20 Patrick Peterson CB
21 Darius Rush CB	23 Damontae Kazee S
24 Joey Porter Jr. CB	28 Miles Killebrew S
29 Levi Wallace CB	34 Chandon Sullivan CB
39 Minkah Fitzpatrick S	42 James Pierre CB

DEFENSIVE LINE (7)

57 Montravius Adams Sr. DT	92 Isaiah Luder milk DT
94 Armon Watts DL	95 Keeanu Benton DT
97 Cameron Heyward DT	98 DeMarvin Leal DE
99 Larry Ogunjobi DT	

SPECIALISTS (3)

6 Pressley Harvin III P	9 Chris Boswell K
46 Christian Kuntz LS	

2023 PITTSBURGH STEELERS EXPERIENCE (AS OF DECEMBER 7, 2023)

Table with 15 columns: NO, NAME, POS, HT, WT, DOB, AGE, EXP, COLLEGE, HOMETOWN, HOW ACQ, GP, GS, DPN, INA. It lists player statistics and experience for the Pittsburgh Steelers, categorized by season (THIRTEENTH SEASON (2) through FIRST SEASON (4)) and including ROOKIE (11).

YEAR	DRAFTTEES (24)	FREE AGENTS (23)	COLLEGE FREE AGENTS (2)	TRADES/WAIVERS (3)
2023	OT Broderick Jones (1) CB Joey Porter Jr. (2a) DT Keanu Benton (2b) TE Darnell Washington (3) LB Nick Herbig (4) OL Spencer Anderson (7b)	OT Dylan Cook (FA '23) LB Markus Golden (FA '23) OL Nate Herbig (FA '23) RB Godwin Igwebuike (FA '23) LB Blake Martinez (FA '23) CB Patrick Peterson (FA '23) LB Elandon Roberts (FA '23) CB Darius Rush (FA '23) OL Isaac Seumalo (FA '23) CB Chandon Sullivan (FA '23) LB Mykal Walker (FA '23) DL Armon Watts (FA '23)		WR Allen Robinson II (TR '23 LAR)
2022	QB Kenny Pickett (1) WR George Pickens (2) DE DeMarvin Leal (3) WR Calvin Austin III (4) TE/FB Connor Heyward (6) LB Mark Robinson (7a)	OL Mason Cole (FA '22) OL James Daniels (FA '22) S Damontae Kazee (FA '22) S Miles Killebrew (FA '22) DT Larry Ogunjobi (FA '22) S Trenton Thompson (FA '23) QB Mitch Trubisky (FA '22) CB Levi Wallace (FA '22)	RB Jaylen Warren (UDFA '22)	WR Miles Boykin (W '22 BAL)
2021	RB Najee Harris (1) TE Pat Freiermuth (2) OT Dan Moore Jr. (4a) DT Isaiahh Loudermilk (5) P Pressley Harvin III (7b)	DT Montravius Adams Sr. (FA '21)		
2020	LB Alex Highsmith (3) RB Anthony McFarland Jr. (4)	LS Christian Kuntz (FA '20)	CB James Pierre (UDFA '20)	
2019	WR Diontae Johnson (3)			S Minkah Fitzpatrick (TR '19 MIA)
2018	QB Mason Rudolph (3) OL Chukwuma Okorafor (3b)			
2017	LB T.J. Watt (1)			
2015		K Chris Boswell (FA '15)		
2011	DT Cameron Heyward (1)			

(As of December 4, 2023)

OFFENSE

WR	18 Diontae Johnson	19 Calvin Austin III		
LT	65 Dan Moore Jr.			
LG	73 Isaac Seumalo	<u>74 Spencer Anderson</u>		
C	61 Mason Cole	71 Nate Herbig		
RG	78 James Daniels	71 Nate Herbig		
RT	<u>77 Broderick Jones</u>	76 Chukwuma Okorafor	60 Dylan Cook	
TE	88 Pat Freiermuth	<u>80 Darnell Washington</u>	83 Connor Heyward	87 Rodney Williams
RB	22 Najee Harris	30 Jaylen Warren	26 Anthony McFarland Jr.	48 Godwin Igwebuike
FB	83 Connor Heyward			
QB	8 Kenny Pickett	10 Mitch Trubisky	2 Mason Rudolph	
WR	11 Allen Robinson II	19 Calvin Austin III		
WR	14 George Pickens	13 Miles Boykin		

DEFENSE

DT	97 Cameron Heyward	98 DeMarvin Leal	<u>95 Keanu Benton</u>	92 Isaiahh Loudermilk
NT	57 Montravius Adams Sr.	<u>95 Keanu Benton</u>		
DE	99 Larry Ogunjobi	94 Armon Watts		
LOLB	90 T.J. Watt	44 Markus Golden		
LILB	38 Mykal Walker	40 Blake Martinez		
RILB	50 Elandon Roberts	93 Mark Robinson		
ROLB	56 Alex Highsmith	<u>51 Nick Herbig</u>		
RCB	<u>24 Joey Porter Jr.</u>	29 Levi Wallace	42 James Pierre	<u>21 Darius Rush</u>
FS	39 Minkah Fitzpatrick	23 Damontae Kazee	28 Miles Killebrew	
SS	23 Damontae Kazee	28 Miles Killebrew	17 Trenton Thompson	
LCB	20 Patrick Peterson	29 Levi Wallace		
NB	34 Chandon Sullivan			

SPECIALISTS

P	6 Pressley Harvin III	
K	9 Chris Boswell	
LS	46 Christian Kuntz	
H	6 Pressley Harvin III	
KR	26 Anthony McFarland Jr.	48 Godwin Igwebuike
PR	19 Calvin Austin III	

PRONUNCIATION GUIDE

Montravius Adams Sr.	MON-tray-v-us	DeMarvin Leal	lee-AL
Keanu Benton	Key-AH-knew	Larry Ogunjobi	O-gun-joe-bee
Pat Freiermuth	Friar-mooth	Chukwuma Okorafor	Chuck-WOO-muh oh-KOR-uh-for
Najee Harris	NAH-jee	Isaac Seumalo	say-uh-MAH-low
Godwin Igwebuike	ig-way-BEW-kay	Chandon Sullivan	CHAN-din
Damontae Kazee	duh-MON-tay KAY-zee	Mitch Trubisky	truh-BISS-kee
Miles Killebrew	KILLA-brew	Levi Wallace	LEE-vye (like the jeans)
Christian Kuntz	KOONTZ		

DATE	POS.	PLAYER	TRANSACTION	POS.	PLAYER	TRANSACTION
11/6	LB	Cole Holcomb	Placed on Reserve/Injured List	RB	Anthony McFarland Jr.	Activated from Reserve/Injured List to Active Roster
11/1	DT	Cameron Heyward	Activated from Reserve/Injured List to Active Roster			
10/31	S	Jalen Elliott	Signed to Practice Squad	LB	David Perales	Released
10/30	LB	Mykal Walker	Signed to Practice Squad	LB	Caleb Johnson	Released
10/24	LB	Caleb Johnson	Signed to Practice Squad	TE	Scotty Washington	Signed to Practice Squad
	TE	Noah Gindorff	Released	OL	Obinna Eze	Released
10/21	WR	Diontae Johnson	Activated from Reserve/Injured List to Active Roster	TE	Pat Freiermuth	Placed on Reserve/Injured List
	WR	Gunner Olszewski	Released			
10/18	CB	Darius Rush	Signed off Kansas City Chiefs Practice Squad to Active Roster	CB	Desmond King II	Released
10/9	FB	Zander Horvath	Released	FB	Jack Colletto	Signed to Practice Squad
	P	Brad Wing	Released			
10/4	TE	Rodney Williams	Promoted to the Active Roster from the Practice Squad	WR	Dez Fitzpatrick	Signed to Practice Squad
	TE	Noah Gindorff	Signed to Practice Squad			
10/3	WR	Denzel Mims	Signed to Practice Squad	OL	Obinna Eze	Signed to Practice Squad
	RB	Greg Bell	Released	WR	Jalen Camp	Released
	WR	Jacob Copeland	Released			
10/2	WR	Dez Fitzpatrick	Released			
9/27	P	Brad Wing	Signed to Practice Squad	WR	Jalen Camp	Signed to Practice Squad
	CB	Kalon Barnes	Released			
9/26	WR	Simi Fehoko	Signed to the L.A. Chargers Active Roster			
9/20	DL	Breiden Fehoko	Promoted to the Active Roster from the Practice Squad	RB	Godwin Igwebuike	Signed off the Atlanta Falcons Practice Squad to the Active Roster
	WR	Duece Watts	Signed to Practice Squad			
9/18	WR	Diontae Johnson	Placed on Reserve/Injured List	J	Anthony McFarland Jr.	Placed on Reserve/Injured List
9/15	CB	Kalon Barnes	Signed to Practice Squad			
9/14	DT	Cameron Heyward	Placed on Reserve/Injured List	WR	Dez Fitzpatrick	Promoted to the Active Roster from the Practice Squad
	RB	Greg Bell	Signed to Practice Squad	CB	Luq Barcoo	Signed to Practice Squad
	S	Josiah Scott	Placed on Practice Squad/Injured List	CB	Anthony Brown	Released
9/13	C	Ryan McCollum	Signed to Practice Squad			
9/12	WR	Jacob Copeland	Signed to Practice Squad	CB	Luq Barcoo	Released
	RB	Greg Bell	Released			
9/2	RB	Qadree Ollison	Signed to Practice Squad	FB	Zander Horvath	Signed to Practice Squad
	LB	Tariq Carpenter	Signed to Practice Squad	LB	Tariq Carpenter	Signed to Practice Squad
	RB	Alfonzo Graham	Waived/Injured			
8/31	CB	Desmond King II	Signed to one-year contract	OT	Kellen Diesch	Signed to Practice Squad
	WR	Simi Fehoko	Signed to Practice Squad	G	Joey Fisher	Signed to Practice Squad
	S	Josiah Scott	Signed to Practice Squad			
8/30	CB	Luq Barcoo	Signed to Practice Squad	CB	Anthony Brown	Signed to Practice Squad
	DT	Breiden Fehoko	Signed to Practice Squad	DL	Jonathan Marshall	Signed to Practice Squad
	LB	David Perales	Signed to Practice Squad	RB	Greg Bell	Signed to Practice Squad
	S	Trenton Thompson	Signed to Practice Squad	TE	Rodney Williams	Signed to Practice Squad
	WR	Dez Fitzpatrick	Signed to Practice Squad	K	Braden Mann	Released
8/29	G	Kendrick Green	Traded for a 2025 sixth-round pick from the Houston Texans	CB	Luq Barcoo	Released
	DT	Breiden Fehoko	Released	DL	Jonathan Marshall	Released
	LB	David Perales	Released	RB	Greg Bell	Released
	S	Trenton Thompson	Released	TE	Rodney Williams	Released
	WR	Dez Fitzpatrick	Released	CB	Chris Wilcox	Released
	LB	Nick Kwiatkoski	Released	LB	Quincy Roche	Released
	C	Ryan McCollum	Released	RB	Xazavian Vailaday	Released
	S	Tre Norwood	Released	TE	Zach Gentry	Released
	WR	Jordan Byrd	Released			
8/28	CB	Lavert Hill	Released	DL	Manny Jones	Released
	LB	Tanner Muse	Released	LB	Toby Ndukwe	Released
	OL	Le'Raven Clark	Released	OL	William Dunkle	Released
	QB	Tanner Morgan	Released	RB	Darius Hagans	Released
	S	Jalen Elliott	Released	S	Kenny Robinson	Released
8/27	G	Kevin Dotson	Traded, along with a fifth-round pick in the 2024 NFL Draft and a sixth-round pick in the 2025 NFL Draft, to L.A. Rams for a fourth-round pick in the 2024 NFL Draft and a fifth-round pick in the 2025 NFL Draft			
8/26	WR	Aron Cruickshank	Released	CB	Madre Harper	Released
	DB	Nevelle Clarke	Released	DL	James Nyamwaya	Released
	LB	Kuony Deng	Released	LB	Forrest Rhyne	Released
	LS	Rex Sunahara	Released	WR	Dan Chisena	Released
	K	B. T. Potter	Released			
8/21	WR	Aron Cruickshank	Signed to one-year contract	LB	Kuony Deng	Signed to one-year contract
	WR	Cody White	Waived/Injured	WR	Hakeem Butler	Waived/Injured
8/15	RB	Xazavian Vailaday	Signed to one-year contract	RB	John Lovett	Released
	CB	Nevelle Clarke	Signed to one-year contract			
8/14	CB	Lavert Hill	Signed to one-year contract	CB	Duke Dawson Jr.	Waived/Injured
	CB	Isaiah Dunn	Released			
8/13	LB	Forrest Rhyne	Signed to one-year contract	LB	Chapelle Russell	Waived/Injured
8/8	S	Jalen Elliott	Signed to one-year contract	WR	Ja'Marcus Bradley	Waived/Injured
8/2	S	Trenton Thompson	Signed to one-year contract	CB	Isaiah Dunn	Signed to one-year contract
	CB	Cory Trice Jr.	Placed on Reserve/Injured List			
8/1	RB	Greg Bell	Signed to one-year contract	RB	John Lovett	Signed to one-year contract
	RB	Jason Huntley	Released			
7/30	FB	Monte Pottebaum	Placed on Reserve/Retired List	LB	Kwon Alexander	Signed to one-year contract
	OT	Jarrid Williams	Released			

7/26	CB	Joey Porter Jr.	Signed to four-year contract			
7/19	LB	Alex Highsmith	Signed to five-year contract			
6/23	OT	Broderick Jones	Signed to four-year contract	DT	Keeanu Benton	Signed to four-year contract
6/20	LB	Nick Kwiatkowski	Signed to one-year contract	LS	Rex Sunahara	Signed to one-year contract
	WR	Anthony Miller	Released			
6/16	S	Scott Nelson	Released			
6/5	OT	Jarrid Williams	Signed to one-year contract	RB	Darius Hagans	Signed to one-year contract
	WR	Cody Chrest	Released			
5/25	WR	Cody Chrest	Signed to one-year contract			
5/24	LB	Markus Golden	Signed to one-year contract			
5/22	LB	Toby Ndukwe	Signed to one-year contract	OLB	Tae Crowder	Released
	OLB	Emeke Egbule	Released	RB	Master Teague	Released
5/19	QB	Mitchell Trubisky	Signed to three-year contract			
5/18	T	Dylan Cook	Signed to one-year contract			
5/17	CB	Ahkello Witherspoon	Released	DE	Manny Jones	Claimed off waiver (ARI)
	CB	Luq Barcoo	Signed to one-year contract	WR	Hakeem Butler	Signed to one-year contract
	QB	Mason Rudolph	Signed to one-year contract			
5/16	DT	Renell Wren	Placed on Reserved/Injured list			
5/12	LB	Nick Herbig	Signed to four-year contract	OL	Spencer Anderson	Signed to four-year contract
	TE	Darnell Washington	Signed to four-year contract	CB	Cory Trice Jr.	Signed to four-year contract
5/10	CB	Arthur Maulet	Released			
5/2	CB	Chandon Sullivan	Agreed to terms			
4/30	WR	Jordan Byrd	Agreed to terms	FB	Monte Pottebaum	Agreed to terms
	QB	Tanner Morgan	Agreed to terms	LB	David Perales	Agreed to terms
	DE	James Nyamwaya	Agreed to terms			
4/29	OL	Spencer Anderson	Drafted in 7th round of 2023 draft (251st overall)	CB	Cory Trice Jr.	Drafted in 7th round of 2023 draft (241st overall)
	LB	Nick Herbig	Drafted in 4th round of 2023 draft (132nd overall)	OT	Broderick Jones	Drafted in 1st round of 2023 draft (14th overall)
4/28	TE	Darnell Washington	Drafted in 3rd round of 2023 draft (93rd overall)	DT	Keeanu Benton	Drafted in 2nd round of 2023 draft (49th overall)
4/24	WR	Miles Boykin	Signed to one-year contract			
4/21	WR	Allen Robinson	Acquired along with a 2023 seventh-round pick from the Los Angeles Rams for a 2023 seventh-round pick			
4/17	P	Braden Mann	Claimed off waiver (NYJ)	LB	Tanner Muse	Signed to one-year contract
4/12	DT	Armon Watts	Signed to one-year contract	LB	Jamir Jones	Released
4/4	DB	Keanu Neal	Signed to two-year contract	NT	Breiden Fehoko	Signed to one-year contract
	TE	Zach Gentry	Signed to one-year contract	S	Damontae Kazee	Signed to two-year contract
3/24	T	LeRaven Clark	Signed to one-year contract			
3/21	CB	James Pierre	Signed to one-year contract	G	Isaac Seumalo	Signed to three-year contract
3/17	DT	Larry Ogunjobi	Signed to three-year contract	LB	Eldandon Roberts	Signed to two-year contract
3/16	LB	Cole Holcomb	Signed to three-year contract	OL	Nate Herbig	Signed to two-year contract
	LB	Myles Jack	Released	CB	Patrick Peterson	Signed to two-year contract
3/10	CB	William Jackson III	Released	DB	Carlins Platel	Released
2/27	LB	Jamir Jones	Signed to one-year contract			
2/22	LS	Christian Kuntz	Signed to one-year contract			
1/24	LB	Quincy Roche	Signed Reserve/Future Contract			
1/23	WR	Dan Chisena	Signed Reserve/Future Contract			
1/17	WR	Anthony Miller	Signed to one-year contract			
1/12	RB	Anthony McFarland Jr.	Signed Reserve/Future Contract	DT	Renell Wren	Signed Reserve/Future Contract
	LB	Chapelle Russell	Signed Reserve/Future Contract			
1/11	WR	Dez Fitzpatrick	Signed Reserve/Future Contract	CB	Madre Harper	Signed Reserve/Future Contract
	S	Kenny Robinson	Signed Reserve/Future Contract	CB	Chris Wilcox	Signed Reserve/Future Contract
1/10	WR	Ja'Marcus Bradley	Signed Reserve/Future Contract	CB	Duke Dawson Jr.	Signed Reserve/Future Contract
	G	William Dunkle	Signed Reserve/Future Contract	LB	Emeke Egbule	Signed Reserve/Future Contract
	RB	Jason Huntley	Signed Reserve/Future Contract	C	Ryan McCollum	Signed Reserve/Future Contract
	S	Scott Nelson	Signed Reserve/Future Contract	RB	Master Teague	Signed Reserve/Future Contract
	WR	Cody White	Signed Reserve/Future Contract			
1/8	DT	Renell Wren	Restored to the Practice Squad			
1/7	DT	Renell Wren	Elevated to Active/Inactive Roster			

57

DEFENSIVE TACKLE

MONTRAVIUS ADAMS SR.

MONTRAVIUS ADAMS

HEIGHT: 6-4
WEIGHT: 304
BORN: July 24, 1995
COLLEGE: Auburn

BIRTHPLACE: Vienna, GA
HOW ACQUIRED: FA '21
NFL EXPERIENCE: 7th year

PRO CAREER

- ✦ Has played in 72 career games (16 starts)
- ✦ Has registered 85 tackles (41 solo), 1.5 sacks, one forced fumble, one fumble recovery, six quarterback hits and six passes defended in his six-year career (Packers, 2017-21; Patriots/Saints/Steelers, 2021; Steelers, 2022)
- ✦ Made NFL debut in Week 3 of 2017 (vs. Cincinnati)
- ✦ Made NFL starting debut in Week 16 of 2018 (at New York Jets)

2022 (STEELERS)

- ✦ Started a career-high nine games out of 17 games played
- ✦ Set career highs in total tackles (26) and solo tackles (12)
- ✦ Added on one tackle for loss and one pass defended

2021 (PATRIOTS/SAINTS/STEELERS)

- ✦ Spent time with the Patriots and the Saints before landing in Pittsburgh
- ✦ Played in five games (one start) for the Saints and registered seven tackles (one solo), one tackle for loss and one pass defended
- ✦ Started in four of five games played with the Steelers where he amassed eight tackles (six solo), three quarterback hits, one pass defended and one tackle for loss

2020 (PACKERS)

- ✦ Saw action in eight games
- ✦ Recorded 11 tackles (six solo) and two tackles for loss
- ✦ Spent the last six weeks of the season as well as the postseason on injured reserve

2019 (PACKERS)

- ✦ Started in two of 14 games played
- ✦ Registered 11 tackles (four solo), three passes defended and two quarterback hits
- ✦ Recovered a fumble in Week 10 at Carolina

2018 (PACKERS)

- ✦ Played in all 16 games with one start
- ✦ Finished the season with a then career-high 20 tackles (11 solo) and added 1.5 sacks
- ✦ Took down QB Brock Osweiler for the first sack of his career in Week 10 vs. Miami
- ✦ Forced a fumble for the first time in his career in Week 15 at Chicago
- ✦ Made NFL starting debut in Week 16 (at N.Y. Jets)
- ✦ Registered a career-high seven tackles in Week 17 vs. Detroit

2017 (PACKERS)

- ✦ Saw action in seven games as a rookie, registering two tackles and one quarterback hit
- ✦ Made NFL debut in Week 3 (vs. Cincinnati)

TRANSACTIONS

- ✦ Signed a two-year contract extension with Pittsburgh on March 15, 2022
- ✦ Signed to the active roster by Pittsburgh on Nov. 30, 2021
- ✦ Signed to the practice squad by New Orleans on Nov. 19, 2021
- ✦ Waived by the Saints on Nov. 16, 2021
- ✦ Signed by the Saints on Sept. 13, 2021
- ✦ Released by New Orleans on Sept. 11, 2021
- ✦ Signed a one-year contract with the Saints on Sept. 5, 2021
- ✦ Released by the Patriots on Aug. 31, 2021
- ✦ Signed a one-year contract with New England on March 18, 2021
- ✦ Signed a four-year contract with Green Bay on July 6, 2017
- ✦ Drafted by the Green Bay Packers in the third round (93rd overall) of the 2017 NFL Draft

PERSONAL

- ✦ Attended Dooly County High School in Vienna, Ga., where he was named All-State twice and selected as a participant in the 2013 Under Armour All-America Game
- ✦ 247Sports All-American
- ✦ ESPN Top 150
- ✦ Rated the No. 2 defensive lineman and No. 14 overall player by PrepStar
- ✦ Rated a five-star recruit and the third-best defensive lineman in his class by Rivals.com
- ✦ Full name: Montravius Adams, Sr.

COLLEGE

- ★ Played in 52 games at Auburn University from 2013-16, amassing 151 tackles (79 solo), 21 tackles for loss, 11.0 sacks, two interceptions, five passes defended, three forced fumbles, and three fumble recoveries.
- ★ All-American Second Team in 2016
- ★ All-SEC First Team (AP) in 2016
- ★ Rotary Lombardi Award semifinalist (2016)
- ★ SEC Academic Honor Roll (2016)
- ★ Named a team captain his senior year

REGULAR SEASON COMPARISON: DEFENSIVE - NEW ENGLAND PATRIOTS

DATE	OPP	W/L	GP/GS	TACKLES					SACK	YDS.	INT	TFL	PD	QBH	TD	MISC	
				TOT	SOLO	ASST	NO	YDS								FF	FR
11/4/18	GB @ NE	L	P	0	0	0	0	0.0	0.0	0	0	0	0	0	0	0	
9/26/21	NO @ NE	W	P	1	0	1	0	0.0	0.0	0	0	0	0	0	0	0	
9/18/22	PIT vs. NE	L	P	1	0	1	0	0.0	0.0	0	0	0	0	0	0	0	
TOTALS		1/2	3/0	2	0	2	0	0.0	0.0	0	0	0	0	0	0	0	

MONTRAVIUS ADAMS SR.'S NFL REGULAR SEASON DEFENSIVE STATISTICS

DATE	TEAM	GP	GS	TACKLES								INTERCEPTIONS					O. FUMB				ST				MISC			
				TK	S	A	TFL	YDS	SK	YDS	QBH	NO	YDS	LG	TD	PD	FF	FR	TD	YDS	TK	S	A	FF	FR	S	A	
2017	Packers	7	0	2	1	1	0	0	0.0	0.0	1	0	0	0	0	0	0	0	0	0	0	0	0	0	0	0	0	0
2018	Packers	16	1	20	11	9	1	2	1.5	3.5	2	0	0	0	0	1	0	0	0	0	0	0	0	0	0	0	0	0
2019	Packers	14	2	11	4	7	0	0	0.0	0.0	0	0	0	0	3	0	1	0	0	0	0	0	0	0	0	0	0	0
2020	Packers	8	0	11	6	5	2	1	0.0	0.0	0	0	0	0	0	0	0	0	0	0	0	0	0	0	0	0	0	0
2021	Patriots	0	0	0	0	0	0	0	0.0	0.0	0	0	0	0	0	0	0	0	0	0	0	0	0	0	0	0	0	0
2021	Saints	5	1	7	1	6	1	1	2	0.0	0.0	0	0	0	1	0	0	0	0	0	0	0	0	0	0	0	0	0
2021	Steelers	5	3	8	6	2	1	3	0.0	0.0	3	0	0	0	1	0	0	0	0	0	0	0	0	0	0	0	0	0
2021	TOTAL	10	4	15	7	8	2	5	0.0	0.0	3	0	0	0	2	0	0	0	0	0	0	0	0	0	0	0	0	0
2022	Steelers	17	9	26	12	14	1	2	0.0	0.0	0	0	0	0	1	0	0	0	0	0	0	0	0	0	0	0	0	0
2023	Steelers	8	8	21	10	11	2	4	0.0	0.0	0	0	0	0	1	0	0	0	0	0	0	0	0	0	0	0	0	0
NFL TOTALS		80	24	106	51	55	8	14	1.5	3.5	6	0	0	0	6	2	1	0	0	0	0	0	0	0	0	0	0	0

MONTRAVIUS ADAMS SR.'S NFL POSTSEASON DEFENSIVE STATISTICS

DATE	TEAM	GP	GS	TACKLES								INTERCEPTIONS					O. FUMB				ST				MISC		
				TK	S	A	TFL	YDS	SK	YDS	QBH	NO	YDS	LG	TD	PD	FF	FR	TD	YDS	TK	S	A	FF	FR	S	A
2019	Packers	0	0	0	0	0	0	0	0.0	0.0	1	0	0	0	0	0	0	0	0	0	0	0	0	0	0	0	0
2020	Packers	0	0	0	0	0	0	0	0.0	0.0	0	0	0	0	0	0	0	0	0	0	0	0	0	0	0	0	0
2021	Steelers	1	0	2	2	0	1	10	1.0	10.0	1	0	0	0	0	0	0	0	0	0	0	0	0	0	0	0	0
NFL TOTALS		3	0	2	2	0	1	10	1.0	10.0	2	0	0	0	0	0	0	0	0	0	0	0	0	0	0	0	0

SINGLE-GAME HIGHS: DEFENSIVE

- Total Tackles: 7 vs. Detroit Lions, Dec 30, 2018
- 5 at Los Angeles Chargers, Nov 03, 2019
- Solo Tackles: 5 at Los Angeles Chargers, Nov 03, 2019
- 4 vs. Detroit Lions, Dec 30, 2018
- Sacks: 1.0 vs. Miami Dolphins, Nov 11, 2018
- 0.5 at Chicago Bears, Dec 16, 2018
- Passes Defended: 1 vs. Baltimore Ravens, Dec 05, 2021
- 1 at Washington Football Team, Oct 10, 2021
- ...3 more at 1.
- Forced Fumbles: 1 vs. Cleveland Browns, Sep 18, 2023
- 1 at Chicago Bears, Dec 16, 2018
- Fumble Recoveries: 1 vs. Carolina Panthers, Nov 10, 2019
- Tackles For Loss: 2 at New York Jets, Dec 23, 2018
- 2 at Chicago Bears, Dec 16, 2018

SINGLE-GAME HIGHS - POSTSEASON: DEFENSIVE

- Total Tackles: 2 at Kansas City Chiefs, Jan 16, 2022
- Solo Tackles: 2 at Kansas City Chiefs, Jan 16, 2022
- Sacks: 1.0 at Kansas City Chiefs, Jan 16, 2022
- Tackles For Loss: 1 at Kansas City Chiefs, Jan 16, 2022

2023 GAME-BY-GAME REGULAR-SEASON STATISTICS (STEELERS)

DATE	OPPONENT	P/S	TACKLES								INTERCEPTIONS					O. FUMB				ST				MISC	W/L	SCORE		
			TK	S	A	SK	YDS	TFL	YDS	QBH	NO	YDS	LG	TD	PD	FF	FR	TD	YDS	TK	S	A	FF				FR	S
09/10	49ers	S	2	0	2	0	0	0	0	0	0	0	0	0	0	0	0	0	0	0	0	0	0	0	0	0	L	7-30
09/18	Browns	S	3	1	2	0	0	0	0	0	0	0	0	0	1	0	0	0	0	0	0	0	0	0	0	0	W	26-22
09/24	at Raiders	S	2	1	1	0	0	0	0	0	0	0	0	0	0	0	0	0	0	0	0	0	0	0	0	0	W	23-18
10/01	at Texans	S	4	2	2	0	0	0	0	0	0	0	0	0	0	0	0	0	0	0	0	0	0	0	0	0	L	6-30
10/08	Ravens	S	2	0	2	0	0	0	0	0	0	0	0	0	0	0	0	0	0	0	0	0	0	0	0	0	W	17-10
10/22	at Rams	S	4	3	1	0	0	0	1	1	0	0	0	0	0	0	0	0	0	0	0	0	0	0	0	0	W	24-17
10/29	Jaguars	S	4	3	1	0	0	0	0	3	0	0	0	0	0	0	0	0	0	0	0	0	0	0	0	0	L	10-20
11/02	Titans	S	0	0	0	0	0	0	0	0	0	0	0	0	0	0	0	0	0	0	0	0	0	0	0	0	W	20-16
11/12	Packers																										W	23-19
11/19	at Browns																										L	10-13
11/26	at Bengals																										W	16-10
12/03	Cardinals																										L	10-24
2023 TOTALS			8-8	21	10	11	0	0	0	2	4	0	0	0	0	0	0	0	0	0	0	0	0	0	0	0	0	7-5





74

HEIGHT: 6-5

WEIGHT: 305

BORN: June 7, 2000

COLLEGE: Maryland

BIRTHPLACE: Bowie, MD

HOW ACQUIRED: D7b '23

NFL EXPERIENCE: R

OFFENSIVE LINEMAN

SPENCER ANDERSON

PRO CAREER

- ✦ Has yet to make NFL debut

TRANSACTIONS

- ✦ Signed four-year contract with Pittsburgh on May 13, 2023
- ✦ Drafted by the Steelers in the seventh round (251st overall) of the 2023 NFL Draft

COLLEGE

- ✦ Appeared in 45 games (42 starts) at Maryland (2018-22)
- ✦ 2022 Pro Football Focus Preseason All-Big Ten second team
- ✦ 2022 East-West Shrine Bowl 1000
- ✦ 2021 All-Big Ten honorable mention
- ✦ 2020-21 Big Ten Distinguished Scholar
- ✦ Started all 13 games on the offensive line, 12 at right guard and one at right tackle in 2022
- ✦ Blocked for a Maryland passing offense that ranked third in the Big Ten in 2022 by averaging 259.8 yards per game in the air

PERSONAL

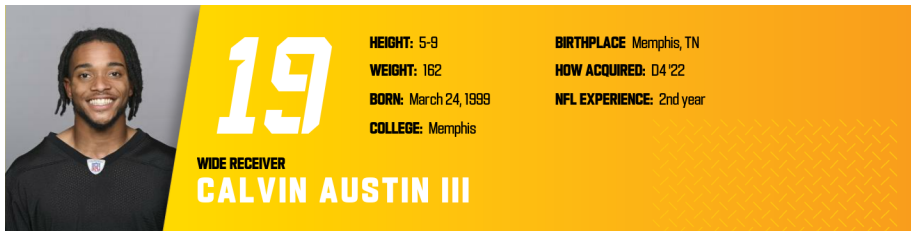
- ✦ A consensus three-star recruit across all major recruiting outlets
- ✦ Rated the 16th overall player in the state of Maryland by 247sports.com
- ✦ Honorable Mention All-Metro selection as a senior
- ✦ Received offers from North Carolina, Pitt, and Wake Forest
- ✦ Coached by Keita Malloy
- ✦ Son of Robert and Anita Anderson
- ✦ Father played football at Howard University
- ✦ Has one older brother
- ✦ Undeclared on the chess team at his school
- ✦ Cousin of professional basketball player Harry Giles
- ✦ Graduated with a degree in Business and Management


SPENCER ANDERSON'S NFL REGULAR SEASON STATISTICS

DATE	TEAM	GP	GS
2023	Steelers	3	0
NFL TOTALS		3	0

2023 GAME-BY-GAME REGULAR-SEASON STATISTICS (STEELERS)

DATE	OPPONENT	P/S		W/L	SCORE
09/10	49ers		DID NOT PLAY (NON-INJURY)	L	7-30
09/18	Browns		DID NOT PLAY (NON-INJURY)	W	26-22
09/24	at Raiders		DID NOT PLAY (NON-INJURY)	W	23-18
10/01	at Texans	P		L	6-30
10/08	Ravens	P		W	17-10
10/22	at Rams		DID NOT PLAY (NON-INJURY)	W	24-17
10/29	Jaguars		DID NOT PLAY (NON-INJURY)	L	10-20
11/02	Titans		DID NOT PLAY (NON-INJURY)	W	20-16
11/12	Packers		DID NOT PLAY (NON-INJURY)	W	23-19
11/19	at Browns		DID NOT PLAY (NON-INJURY)	L	10-13
11/26	at Bengals		DID NOT PLAY (NON-INJURY)	W	16-10
12/03	Cardinals	P		L	10-24
2023 TOTALS		3-0		7-5	





19

WIDE RECEIVER

CALVIN AUSTIN III

HEIGHT: 5-9

WEIGHT: 162

BORN: March 24, 1999

COLLEGE: Memphis

BIRTHPLACE: Memphis, TN

HOW ACQUIRED: D4 '22

NFL EXPERIENCE: 2nd year

PRO CAREER

- ✦ Has yet to make NFL debut

2022 (STEELERS)

- ✦ Spent the entire season on the Reserve/Injured List

TRANSACTIONS

- ✦ Drafted by Pittsburgh in the fourth round (138th overall) of the 2022 NFL Draft

COLLEGE

- ✦ Played in 49 career games at Memphis (2018-21)
- ✦ Caught 156 passes for 2,541 yards (16.3 yards/reception) and 22 TDs
- ✦ Returned 29 punts for 323 yards (11.1 yards/return), including a 94-yard TD
- ✦ Finished his career ranked second all-time in program history in receiving TDs, fourth in receiving yards and fifth in receptions
- ✦ Named first-team All-AAC in both 2020 and 2021
- ✦ Led the Tigers with 74 catches for 1,149 yards and eight TDs in 2021
- ✦ His 1,149 receiving yards rank fifth on the program's single-season list, while his eight TDs tied for 11th
- ✦ In track and field, named 2019 U.S. Track and Field/Cross Country Coaches Association (USTFCCCA) All-America second team (4x100m relay), 2019 All-American Athletic Conference (4x100m relay), 2018 USTFCCCA All-America honorable mention (4x400m relay), 2018 All-American Athletic Conference four times (Indoor 200m, 4x400m relay; Outdoor 4x100m relay, 4x400m relay) and ran a school-record 39.19 seconds in winning silver at the 2019 American Athletic Conference Championships

PERSONAL

- ✦ Three-year member of the varsity squad at Harding Academy in Memphis
- ✦ Helped lead the Lions to three-straight Tennessee Secondary School Athletic Association (TSSAA) Division II Class A state playoffs appearances, including a spot in the semifinals in 2015
- ✦ Harding had a combined 26-9 record those three seasons
- ✦ In his career, pulled in 74 catches for 1,513 yards and 24 receiving TDs, also rushed for 558 yards and eight more scores, totaled 49 career TD (24 receive/8 rush/6 punt return/5 kick return/4 interception return/2 fumble return), logged 758 kick return yards and 541 punt return yards, finished with 3,492 all-purpose yards and 2,071 total yards over his career
- ✦ Named 2016 Tennessee Titans Mr. Football semifinalist (D2A back), 2016 Tennessee Sports Writers Association (TSWA) D2A All-State first team and 2016 Donovan Stewart D2A All-State
- ✦ Two-time D2A West 1 All-District (2015, 2016)
- ✦ Two-time D2A West 1 Special Teams Player of the Year (2015, 2016)
- ✦ 2016 Toyota East-West All-Star Classic
- ✦ Three time Commercial Appeal Best of Preps pick (2014-16)
- ✦ Also a track and field standout at Harding Academy becoming a nine-time state champion in sprints/relays, seven-time TSWA All-State honoree and setting five school records
- ✦ 2015-16, 2016-17 Commercial Appeal Best of Preps Boys Track and Field Athlete of the Year
- ✦ Helped lead the Lions to a TSSAA D2A state championships runner-up finish in 2017
- ✦ Son of Calvin and Mimi Austin

CALVIN AUSTIN III'S NFL REGULAR SEASON RUSHING/RECEIVING STATISTICS

DATE	TEAM	GP	GS	RECEIVING				RUSHING				LG	TD
				NO.	YDS.	AVG.	LG	TD	NO.	YDS.	AVG.		
2022	Steelers	0	0	0	0	0.0	0	0	0	0.0	0	0	0
2023	Steelers	12	1	17	180	10.6	72t	1	8	30	3.8	10	0
NFL TOTALS		12	1	17	180	10.6	72T	1	8	30	3.8	10	0

CALVIN AUSTIN III'S NFL REGULAR SEASON RETURN STATISTICS

DATE	TEAM	KICKOFF RETURNS					PUNT RETURNS					
		RET.	YDS.	AVG.	LG	TD	NO.	FC	YDS.	AVG.	LG	TD
2022	Steelers	0	0	0.0	0	0	0	0	0	0.0	0	0
2023	Steelers	0	0	0.0	0	0	20	9	141	7.1	21	0
NFL TOTALS		0	0	0.0	0	0	20	9	141	7.1	21	0

SINGLE-GAME HIGHS: RUSHING/RECEIVING

Rush Attempts	2 vs. Tennessee Titans, Nov 02, 2023 2 vs. Jacksonville Jaguars, Oct 29, 2023	All-Purpose Yards	77 at Las Vegas Raiders, Sep 24, 2023 51 at Cleveland Browns, Nov 19, 2023
Rushing Yards	10 vs. Tennessee Titans, Nov 02, 2023 10 vs. Jacksonville Jaguars, Oct 29, 2023	Fair Catches	2 vs. Green Bay Packers, Nov 12, 2023 2 vs. Cleveland Browns, Sep 18, 2023
Longest Runs	10 vs. Jacksonville Jaguars, Oct 29, 2023 8 vs. Tennessee Titans, Nov 02, 2023	Punt Return Yards	51 at Cleveland Browns, Nov 19, 2023 20 vs. Green Bay Packers, Nov 12, 2023
Receptions	6 vs. San Francisco 49ers, Sep 10, 2023 3 at Houston Texans, Oct 01, 2023	Longest Punt Return	21 at Cleveland Browns, Nov 19, 2023 15 at Cleveland Browns, Nov 19, 2023 ...1 more at 15.
Receiving Yards	72 at Las Vegas Raiders, Sep 24, 2023 37 vs. San Francisco 49ers, Sep 10, 2023	Punt Returns	3 at Cincinnati Bengals, Nov 26, 2023 3 at Cleveland Browns, Nov 19, 2023 ...1 more at 3.
Receiving Average	8.0 at Houston Texans, Oct 01, 2023 6.2 vs. San Francisco 49ers, Sep 10, 2023	Punt Return Average	17.0 at Cleveland Browns, Nov 19, 2023 4.7 at Los Angeles Rams, Oct 22, 2023
Longest Receptions	72t at Las Vegas Raiders, Sep 24, 2023 13 vs. San Francisco 49ers, Sep 10, 2023	Most TDs	1 at Las Vegas Raiders, Sep 24, 2023
Receiving TDs	1 at Las Vegas Raiders, Sep 24, 2023		

2023 GAME-BY-GAME REGULAR-SEASON STATISTICS (STEELERS)

DATE	OPPONENT	P/S	RECEIVING					RUSHING					TD	W/L	SCORE
			NO.	YDS.	AVG.	LG	TD	NO.	YDS.	AVG.	LG	TD			
09/10	49ers	P	6	37	6.2	13	0	0	0	0.0	0	0	0	L	7-30
09/18	Browns	P	1	10	10.0	10	0	1	-2	-2.0	-2	0	0	W	26-22
09/24	at Raiders	P	2	72	36.0	72t	1	0	0	0.0	0	0	0	W	23-18
10/01	at Texans	P	3	24	8.0	12	0	1	5	5.0	5	0	0	L	6-30
10/08	Ravens	S	0	0	0.0	0	0	0	0	0.0	0	0	0	W	17-10
10/22	at Rams	P	0	0	0.0	0	0	1	1	1.0	1	0	0	W	24-17
10/29	Jaguars	P	2	19	9.5	12	0	2	10	5.0	10	0	0	L	10-20
11/02	Titans	P	0	0	0.0	0	0	2	10	5.0	8	0	0	W	20-16
11/12	Packers	P	1	3	3.0	3	0	1	6	6.0	6	0	0	W	23-19
11/19	at Browns	P	0	0	0.0	0	0	0	0	0.0	0	0	0	L	10-13
11/26	at Bengals	P	1	5	5.0	5	0	0	0	0.0	0	0	0	W	16-10
12/03	Cardinals	P	1	10	10.0	10	0	0	0	0.0	0	0	0	L	10-24
2023 TOTALS		12-1	17	180	10.6	72T	1	8	30	3.8	10	0	0	7-5	



95

DEFENSIVE TACKLE

KEEANU BENTON

(May 28, 2001)

HEIGHT: 6-4 **BIRTHPLACE:** Janesville, WI

WEIGHT: 309 **HOW ACQUIRED:** D2b '23

BORN: July 17, 2001 **NFL EXPERIENCE:** R

COLLEGE: Wisconsin

PRO CAREER

- ✦ Has yet to make NFL debut

TRANSACTIONS

- ✦ Signed four-year contract with Pittsburgh on June 23, 2023
- ✦ Drafted by the Steelers in the second round (49th overall) of the 2023 NFL Draft

COLLEGE

- ✦ Appeared in 45 games (36 starts) at Wisconsin (2019-22)
- ✦ Recorded 82 tackles (44 solo), 19.0 tackles for loss, 9.0 sacks, four pass breakups, two forced fumbles and two fumble recoveries
- ✦ 2022 All-Big Ten third team (coaches)
- ✦ 2021 All-Big Ten second team (coaches)
- ✦ 2021 All-Big Ten honorable mention (media)
- ✦ Played and started all 12 regular season games at nose tackle in 2022
- ✦ Registered 36 tackles, 10.0 TFLs and 4.5 sacks as a senior
- ✦ Totaled five tackles, three solo, at Ohio State
- ✦ Recorded 2.0 sacks vs. Illinois
- ✦ Registered four tackles and recorded a sack vs. Maryland
- ✦ Logged another sack, and four solo tackles, at Nebraska
- ✦ Totaled 7.0 TFLs over the season's final four games

PERSONAL

- ✦ Three-star recruit by 247 Sports, ESPN and Rivals
- ✦ First-team All-State by Associated Press as a senior
- ✦ All-Region and All-Big Eight Conference as a senior
- ✦ Named Janesville Gazette All-Area Player of the Year
- ✦ Finished senior season with 75 tackles, 7.0 TFLs, 2.0 sacks and a fumble recovery
- ✦ Two-time state qualifier in wrestling, finishing as Division 1 runner-up at 285 pounds as a junior with a 48-2 record
- ✦ Coach was Adam Bunderson
- ✦ Parents are La'Tasha Benton and Troy Rodriguez

KEEANU BENTON'S NFL REGULAR SEASON DEFENSIVE STATISTICS

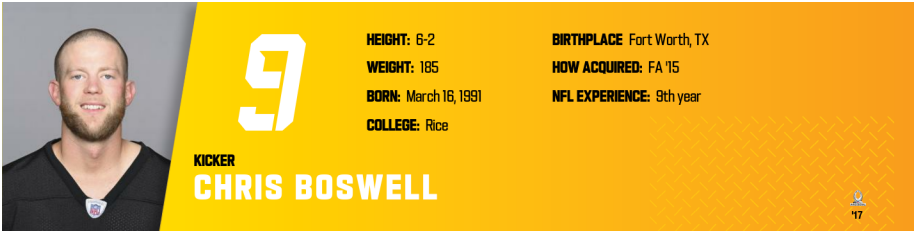
DATE	TEAM	GP	GS	TACKLES							INTERCEPTIONS					O. FUMB.				ST				MISC.		
				TK	S	A	TFL	YDS	SK	YDS	QBH	NO	YDS	LG	TD	PD	FF	FR	TD	YDS	TK	S	A	FF	FR	S
2023	Steelers	12	5	30	14	16	1	9	1.0	9.0	6	0	0	0	0	2	2	0	0	0	0	0	0	0	0	0
NFL TOTALS		12	5	30	14	16	1	9	1.0	9.0	6	0	0	0	0	2	2	0	0	0	0	0	0	0	0	

SINGLE-GAME HIGHS: DEFENSIVE

- | | | |
|--|---|--|
| <p>Total Tackles 6 vs. Green Bay Packers, Nov 12, 2023
4 at Cleveland Browns, Nov 19, 2023
...1 more at 4.</p> | <p>Passes Defensed 1 vs. Green Bay Packers, Nov 12, 2023
Forced Fumbles 1 vs. Arizona Cardinals, Dec 03, 2023
1 at Houston Texans, Oct 01, 2023</p> | |
| <p>Solo Tackles 3 vs. Green Bay Packers, Nov 12, 2023
2 at Cleveland Browns, Nov 19, 2023
...2 more at 2.</p> | <p>Tackles For Loss 1 at Las Vegas Raiders, Sep 24, 2023</p> | |
| <p>Sacks 1.0 at Las Vegas Raiders, Sep 24, 2023</p> | | |

2023 GAME-BY-GAME REGULAR-SEASON STATISTICS (STEELERS)

DATE	OPPONENT	P/S	TACKLES							INTERCEPTIONS					O. FUMB				ST				MISC		W/L	SCORE		
			TK	S	A	SK	YDS	TFL	YDS	QBH	NO	YDS	LG	TD	PD	FF	FR	TD	YDS	TK	S	A	FF	FR			S	A
09/10	49ers	P	3	1	2	0.0	0.0	0	0	0	0	0	0	0	0	0	0	0	0	0	0	0	0	0	0	0	L	7-30
09/18	Browns	P	2	0	2	0.0	0.0	0	0	0	0	0	0	0	0	0	0	0	0	0	0	0	0	0	0	W	26-22	
09/24	at Raiders	P	1	1	0	1.0	9.0	1	9	1	0	0	0	0	0	0	0	0	0	0	0	0	0	0	0	W	23-18	
10/01	at Texans	P	4	2	2	0.0	0.0	0	0	0	0	0	0	0	1	0	0	0	0	0	0	0	0	0	0	L	6-30	
10/08	Ravens	S	3	1	2	0.0	0.0	0	0	1	0	0	0	0	0	0	0	0	0	0	0	0	0	0	0	W	17-10	
10/22	at Rams	P	0	0	0	0.0	0.0	0	0	2	0	0	0	0	0	0	0	0	0	0	0	0	0	0	0	W	24-17	
10/29	Jaguars	P	1	0	1	0.0	0.0	0	0	0	0	0	0	0	0	0	0	0	0	0	0	0	0	0	0	L	10-20	
11/02	Titans	P	2	2	0	0.0	0.0	0	0	0	0	0	0	0	0	0	0	0	0	0	0	0	0	0	0	W	20-16	
11/12	Packers	S	6	3	3	0.0	0.0	0	0	2	0	0	0	0	1	0	0	0	0	0	0	0	0	0	0	W	23-19	
11/19	at Browns	S	4	2	2	0.0	0.0	0	0	0	0	0	0	0	0	0	0	0	0	0	0	0	0	0	0	L	10-13	
11/26	at Bengals	S	2	1	1	0.0	0.0	0	0	0	0	0	0	0	0	0	0	0	0	0	0	0	0	0	0	W	16-10	
12/03	Cardinals	S	2	1	1	0.0	0.0	0	0	0	0	0	0	0	1	1	0	0	0	0	0	0	0	0	0	L	10-24	
2023 TOTALS			12-5	30	14	16	1.0	9.0	1	9	6	0	0	0	0	2	2	0	0	0	0	0	0	0	0	0	7-5	



9

KICKER
CHRIS BOSWELL

HEIGHT: 6-2
WEIGHT: 185
BORN: March 16, 1991
COLLEGE: Rice

BIRTHPLACE: Fort Worth, TX
HOW ACQUIRED: FA '15
NFL EXPERIENCE: 9th year

17

PRO CAREER

- ✦ Earned a Pro Bowl selection in 2017
- ✦ Has played in 116 games over his eight-year NFL career (all with the Steelers)
- ✦ Totaled 855 career points on 202 field goals and 249 extra-points made
- ✦ Twice Named AFC Special Teams Player of the Month (December 2015, January 2015)
- ✦ Twice Named AFC Special Teams Player of the Week (Week 6, 2015 and Week 13, 2017)
- ✦ Made NFL debut in Week 5 of 2015 (at San Diego)

CAREER HIGHLIGHTS (REGULAR SEASON)

- ✦ Ranks third in franchise history with 855 career points
- ✦ Ranks third in franchise history with 202 career field goals made
- ✦ Ranks second in franchise history in career field goal percentage (202-234, 86.3)
- ✦ Owns the franchise record in single-season field goal percentage (2020, 19-20, 95.0)
- ✦ Owns the franchise record with 25 consecutive field goals made (2019-20, 25)
- ✦ Ranks fourth in franchise history with 249 career extra-points made
- ✦ Has recorded 24 field goals of 50-yards or more in his NFL career
- ✦ His 86.3 field goal percentage ranks sixth among all NFL kickers with at least 160 field goal attempts since 2015
- ✦ Sixth player in team history with at least 100 field goals made
- ✦ Made at least 20 field goals in seven of his eight seasons in the NFL
- ✦ Has converted three or more field goals in a game 30 times
- ✦ Has converted four or more field goals in a game 10 times
- ✦ Has recorded seven game-winning field goals in his regular-season career (field goals within one minute of regulation or overtime)
- ✦ Owns the longest FG made in Acrisure Stadium with a 59-yarder vs the New York Jets in Week 4 of 2022
- ✦ Has completed three seasons (2016: 36-36 / 2019: 28-28 / 2022: 18-18) without missing an extra point
- ✦ Set a single-season franchise record for field goals made in 2021 (36)
- ✦ Set a single-season franchise record for points in 2017 (142)
- ✦ One of four players to convert all field goal attempts of 50+ yards in 2017
- ✦ First player to kick three field goals to win three consecutive games (2017), with the clock reading 0:00 at the end of the play since 2004 (Ryan Longwell)
- ✦ Tied franchise regular-season single game record for most field goals made (six, Week 16 of 2016 at Cincinnati)
- ✦ Set franchise regular-season record in 2015 for most field goals made by a rookie/first-year player with 29
- ✦ Set franchise regular-season record in 2015 for most points (113) by a rookie/first-year player
- ✦ His 90.6 single-season field goal percentage in 2015 ranked first among rookie/first-year players in franchise history (min. 10 attempts)

CAREER HIGHLIGHTS (POSTSEASON)

- ✦ Has played in eight postseason games over his seven-year NFL career (all with the Steelers)
- ✦ Totaled 63 career points on 16 field goals and 15 extra-points made
- ✦ Registered a touchback on 20 of his 45 career postseason kickoffs (44.4%)
- ✦ Has covered 16 of 16 postseason field goal attempts in his career (100.0%)
- ✦ Has made 16 postseason field goals, which ranks tied for first in franchise history (Jeff Reed, 16)
- ✦ Became the first player in NFL postseason history to convert each of his first 15 field goal attempts during the 2016 postseason
- ✦ Extended his NFL playoff record for consecutive field goals made to begin a postseason career to 16 with a 49-yard field goal vs. Cleveland in the Wild Card round of 2020 playoffs
- ✦ Scored 63 career postseason points, which ranks sixth in franchise history
- ✦ Set the NFL and Steelers' record for most field goals made in a single postseason game (6, AFC Divisional Playoff 1/15 at Kansas City) during the 2016 postseason
- ✦ Set the team record for most field goals made (eight) in a single postseason in team history during the 2016 postseason

2022 (STEELERS)

- ✦ Played in 12 games (spent Weeks 8 through 13 on the Reserve/Injured List)
- ✦ Converted 20 of 28 field goals and 18 of 18 extra points
- ✦ Converted seven field goals of 50-plus yards
- ✦ Broke his own record for the longest field goal made at Acrisure Stadium, converting a 59-yarder in Week 4 vs. the New York Jets
- ✦ Recorded his third season without missing an extra point after going 18 for 18
- ✦ Won the game for the Steelers in overtime in Week 1 at Cincinnati by making a 53-yard field goal with no time left on the clock

2021 (STEELERS)

- ✦ Played in all 17-regular season games
- ✦ Converted 36 of 40 field goals and 27 of 29 extra points
- ✦ Converted three or more field goals in a single game eight times
- ✦ Broke his own record for the longest field goal made at Acrisure Stadium, converting a 56-yarder in the Steelers home opener vs Las Vegas in Week 2
- ✦ Broke his own single-season franchise record for field goals made with 36
- ✦ First player in NFL history to make two 50+ yard field goals, make a game-winning field goal and recover an opponent's fumble all in the same game (Week 9 vs. Chicago)
- ✦ Notched his 100th career game in Week 14 (at Minnesota)

2020 (STEELERS)

- ✦ Saw action in all 16 games during the regular season and the AFC Divisional Playoff game vs. Cleveland
- ✦ Converted 19 of 20 field goals for a career-high 95.0 field goal percentage – the highest single season field goal percentage in franchise history
- ✦ Made a franchise record 25 consecutive field goals, which was the longest active streak in the NFL when it ended in Week 11 of 2020 at Jacksonville

2019 (STEELERS)

- ✦ Saw action in 16 games
- ✦ Converted 29 of 31 field goals for a career-high 93.5 field goal percentage – the second-highest single season field goal percentage in franchise history
- ✦ Became the sixth player in team history with at least 100 field goals made

2018 (STEELERS)

- ✦ Saw action in 15 games
- ✦ Converted 13 of 20 field goals and added a career-high 43 extra points, which marked the eighth-most in a season in team history
- ✦ Converted seven extra points – tied for the second-most in a single game in team history

2017 (STEELERS)

- ✦ Saw action in all 16 games during the regular season and the AFC Divisional Playoff game vs. Jacksonville
- ✦ Set single-season franchise records for field goals made (35) and points (142)
- ✦ Finished tied for fourth in the NFL in points and tied for fifth in field goals made
- ✦ Converted all field goal attempts of 50+ yards
- ✦ Recorded four game-winning field goals (field goals within one minute of regulation or overtime)
- ✦ Kicked three field goals to win games with the clock reading 0:00 at the end of the play, tying the most in single-season history since the merger in 1970
- ✦ Broke a tie with Mike Clark (1964-67: 57) for the sole possession of the eighth-most field goals made in franchise history on his 29-yard field goal in the first quarter vs. Jacksonville in Week 5
- ✦ Surpassed Lou Michaels (62) for the seventh-most field goals made in franchise history vs. Cincinnati in Week 7
- ✦ Converted five field goal attempts, (22-, 24-, 41-, 49- and 25-yards), tying as the fourth-most in a single-game in franchise history and the second-most in his NFL career (6, Dec. 18, 2016 at Cincinnati) vs. Cincinnati in Week 7
- ✦ Named AFC Special Teams Player of the Week in Week 13 at Cincinnati when he converted each of his three field goal attempts, 30-, 37- and 38-yards
- ✦ His 38-yard game-winning field goal was the fourth game-winning kick in his regular-season career (within one minute of regulation or overtime)

2016 (STEELERS)

- ✦ Played in 15 games during the regular season (inactive due to an abdominal injury 12/4 vs. N.Y. Giants) and in all three postseason contests
- ✦ Connected on a single-season career-high 11 made field goals from 40-49 yards during the regular season
- ✦ Perfect 36-of-36 on PATs during the regular season
- ✦ Totaled a single-season career-high 49 touchbacks in the regular season
- ✦ Connected on eight-of-eight on FGs during the postseason, setting a franchise record for most field goals made in a single postseason in franchise history
- ✦ Set the franchise record for most field goals made from 40 yards or longer in a single game (five) in Week 15 at Cincinnati
- ✦ His five made field goals from 40 yards or longer are tied for the most in a single game in NFL history (Mason Crosby, 11/22/15) since 1960
- ✦ Set the NFL and Steelers' record for most field goals made in a single postseason game (six) at Kansas City in the AFC Divisional Playoff
- ✦ First Steeler to record multiple games with at least four made field goals during the postseason

2015 (STEELERS)

- ✦ Saw action in 12 games during the regular season and in both postseason contests after being signed on October 3
- ✦ His 29 made field goals during the regular season are tied for the sixth-most field goals made in a single regular season in team history
- ✦ His 90.6% field goal accuracy is tied for sixth on the team's all-time single regular season field goal percentage list
- ✦ Seventh kicker in team history to record 110 points in a single season
- ✦ Second player in team history (Gary Anderson, 1989) to record multiple games with at least three made field goals in a single postseason
- ✦ Made all four of his field goal attempts (47, 48, 51 and 28) vs. Arizona in Week 6 and was named AFC Special Teams Player of the Week
- ✦ Connected on a game-winning 18-yarder – first of his career – with two seconds remaining in the game vs. Oakland in Week 9
- ✦ Totaled at least 10 points in six straight games, tying a franchise record held by Gary Anderson (1985)
- ✦ Kicked a game-winning 35-yarder with 14 seconds remaining in the AFC Wild Card Game at Cincinnati and set the record for the most field goals made by a rookie/first-year player in a playoff game
- ✦ Ninth rookie/first-year kicker in NFL history to reach 20 points in a single postseason
- ✦ His seven field goals made in a single postseason were the second-most in NFL history by a rookie/first-year player

2014 (TEXANS)

- ✦ Spent one week (Week 3) on the Texans' practice squad

TRANSACTIONS

- ✦ Signed a four-year contract extension with Pittsburgh on Aug. 1, 2022
- ✦ Signed a four-year contract extension with Pittsburgh on Aug. 23, 2018
- ✦ Signed a one-year contract with Pittsburgh on March 12, 2018
- ✦ Signed a one-year reserve/future contract with Pittsburgh on Feb. 2, 2017
- ✦ Signed a two-year contract with the Steelers on October 3, 2015
- ✦ Released by the N.Y. Giants on September 5, 2015
- ✦ Signed by the Giants on September 2, 2015
- ✦ Released by the Giants on August 16, 2015
- ✦ Signed by the Giants on January 7, 2015
- ✦ Released from the Houston Texans' practice squad on September 30, 2014
- ✦ Added to the Texans' practice squad on September 24, 2014
- ✦ Released by the Texans on August 30, 2014
- ✦ Originally signed with the Texans as an undrafted rookie agent on May 16, 2014

COLLEGE

- ✦ Saw action in 51 games for Rice (2010-13), both as a kicker and punter
- ✦ Finished his career 65-of-88 on field goals and 164-172 on PATs for a total of 359 points
- ✦ His 65 field goals and 164 PATs were both school records when his career ended
- ✦ His 65 career field goals were also the third-most in Conference USA history when his career ended
- ✦ Added 16 punts for 647 yards (40.4 avg.)
- ✦ Selected to play in the Senior Bowl following the 2013 season
- ✦ Named Conference USA Special Teams Player of the Week three times
- ✦ Set then school single-season records for field goals (23) and points (114) in 2012
- ✦ Named First-Team All-Conference USA by Rivals.com, second team by Phil Steele and was an honorable mention selection by Conference USA coaches in 2011
- ✦ Earned All-Freshman honors from league coaches in 2010
- ✦ Majored in kinesiology

PERSONAL

- ✦ Attended Fossil Ridge High School (Forth Worth, Texas)
- ✦ Four-time, All-District 5-5A selection
- ✦ Converted on 39-of-43 field goals in his career and was perfect on 172 career PAT attempts
- ✦ Named AP All-State first team and to the Texas Sportswriters Association Class 5A All-State second team as a senior
- ✦ Selected to play in the 2009 US Army All-American Bowl in San Antonio
- ✦ Also played baseball and soccer
- ✦ Son of Rick and Dawn Boswell
- ✦ Full name: Christopher Lynn Boswell

REGULAR SEASON COMPARISON: KICKING - NEW ENGLAND PATRIOTS

DATE	OPP	W/L	GP/GS	FGM	FGA	PCT	LONG	XPM	XPA	PTS	1-19	20-29	30-39	40-49	50+	KO	TB
10/23/16	PIT vs. NE	L	P	3	5	60%	46	1	1	10	0-0	0-0	0-0	1-1	0-0	5	4
12/17/17	PIT vs. NE	L	P	1	1	100%	51	3	3	6	0-0	0-0	0-0	0-0	1-1	5	1
12/16/18	PIT vs. NE	W	P	1	2	50%	48	2	2	5	0-0	0-0	0-0	1-1	0-0	4	3
9/8/19	PIT @ NE	L	P	1	1	100%	19	0	0	0	1-1	0-0	0-0	0-0	0-0	2	0
9/18/22	PIT vs. NE	L	P	2	2	100%	52	0	0	0	0-0	0-0	0-0	0-0	1-1	4	1
TOTALS		1/4	5/0	8	11	72.7%	52	6	6	21	1-1	0-0	0-0	2-2	2-2	20	9

POSTSEASON COMPARISON: KICKING - NEW ENGLAND PATRIOTS

DATE	OPP	W/L	GP/GS	FGM	FGA	PCT	LONG	XPM	XPA	PTS	1-19	20-29	30-39	40-49	50+	KO	TB
1/22/17	PIT @ NE	L	P	1	1	100%	23	0	1	3	0-0	1-1	0-0	0-0	0-0	4	2
TOTALS		0/1	1/0	1	1	100%	23	0	1	3	0-0	1-1	0-0	0-0	0-0	4	2

CHRIS BOSWELL'S NFL REGULAR SEASON KICKING STATISTICS

DATE	TEAM	GP	FGM	FGA	PCT.	LG	XP	XPA	PCT.	BLK	PTS
2015	Steelers	12	29	32	90.6	51	26	27	96.3	0	113
2016	Steelers	15	21	25	84.0	49	36	36	100.0	1	99
2017	Steelers	16	35	38	92.1	53	37	39	94.9	1	142
2018	Steelers	15	13	20	65.0	50	43	48	89.6	1	82
2019	Steelers	16	29	31	93.5	51	28	28	100.0	0	115
2020	Steelers	13	19	20	95.0	59	34	38	89.5	0	91
2021	Steelers	17	36	40	90.0	56	27	29	93.1	0	135
2022	Steelers	12	20	28	71.4	59	18	18	100.0	1	78
2023	Steelers	12	22	24	91.7	57	16	16	100.0	0	82
NFL TOTALS		128	224	258	86.8	59	265	279	95.0	4	937

CHRIS BOSWELL'S NFL POSTSEASON KICKING STATISTICS

DATE	TEAM	GP	FGM	FGA	PCT.	LG	XP	XPA	PCT.	BLK	PTS
2015	Steelers	2	7	7	100.0	47	1	1	100.0	0	22
2016	Steelers	3	8	8	100.0	45	3	5	60.0	0	27
2017	Steelers	1	0	0	0.0	0	6	6	100.0	0	6
2020	Steelers	1	1	1	100.0	49	2	2	100.0	0	5
2021	Steelers	1	0	0	0.0	0	3	3	100.0	0	3
NFL TOTALS		8	16	16	100.0	49	15	17	88.2	0	63

CHRIS BOSWELL'S NFL REGULAR SEASON FIELD-GOAL ACCURACY STATISTICS

DATE	TEAM	1-19	PCT.	20-29	PCT.	30-39	PCT.	40-49	PCT.	50+	PCT.
2015	Steelers	1-1	100.0	9-9	100.0	8-8	100.0	9-12	75.0	2-2	100.0
2016	Steelers	0-0	0.0	2-2	100.0	8-9	88.9	11-12	91.7	0-2	0.0
2017	Steelers	0-0	0.0	10-10	100.0	12-14	85.7	9-10	90.0	4-4	100.0
2018	Steelers	0-0	0.0	3-3	100.0	4-6	66.7	5-10	50.0	1-1	100.0
2019	Steelers	1-1	100.0	11-11	100.0	7-7	100.0	9-10	90.0	1-2	50.0
2020	Steelers	0-0	0.0	5-5	100.0	6-6	100.0	7-8	87.5	1-1	100.0
2021	Steelers	0-0	0.0	9-9	100.0	8-9	88.9	11-13	84.6	8-9	88.9
2022	Steelers	0-0	0.0	4-4	100.0	4-5	80.0	5-10	50.0	7-9	77.8
2023	Steelers	0-0	0.0	6-6	100.0	5-5	100.0	7-8	87.5	4-5	80.0
NFL TOTALS		2-2	100.0	59-59	100.0	62-69	89.9	73-93	78.5	28-35	80.0

CHRIS BOSWELL'S NFL POSTSEASON FIELD-GOAL ACCURACY STATISTICS

DATE	TEAM	1-19	PCT.	20-29	PCT.	30-39	PCT.	40-49	PCT.	50+	PCT.
2015	Steelers	0-0	0.0	1-1	100.0	4-4	100.0	2-2	100.0	0-0	0.0
2016	Steelers	0-0	0.0	2-2	100.0	3-3	100.0	3-3	100.0	0-0	0.0
2017	Steelers	0-0	0.0	0-0	0.0	0-0	0.0	0-0	0.0	0-0	0.0
2020	Steelers	0-0	0.0	0-0	0.0	0-0	0.0	1-1	100.0	0-0	0.0
2021	Steelers	0-0	0.0	0-0	0.0	0-0	0.0	0-0	0.0	0-0	0.0
NFL TOTALS		0-0	0.0	3-3	100.0	7-7	100.0	6-6	100.0	0-0	0.0

SINGLE-GAME HIGHS: KICKER

Field Goals Made	6 at Cincinnati Bengals, Dec 18, 2016 5 vs. Cincinnati Bengals, Oct 22, 2017	Points	18 at Cincinnati Bengals, Dec 18, 2016 17 vs. Cincinnati Bengals, Oct 22, 2017
Field Goal Attempts	61 vs. Jacksonville Jaguars, Oct 29, 2021 5 vs. Tennessee Titans, Dec 19, 2021 ...2 more at 5.	Special Teams Tackles	1 vs. Baltimore Ravens, Oct 06, 2019 1 vs. Cleveland Browns, Oct 28, 2018 ...5 more at 1.
Longest Field Goals Made	59 vs. New York Jets, Oct 02, 2022 59 at Dallas Cowboys, Nov 08, 2020	Kickoff Average	68.0 vs. Kansas City Chiefs, Oct 02, 2016 67.4 vs. Minnesota Vikings, Sep 17, 2017 ...1 more at 67.4.
Longest Field Goals Attempt	61 vs. New York Jets, Oct 02, 2022 ...1 more at 59.	Extra Point Attempt Percentage	100.0 vs. Cleveland Browns, Oct 18, 2020 100.0 vs. Philadelphia Eagles, Oct 11, 2020 ...3 more at 100.0.
PATs Made	7 vs. Carolina Panthers, Nov 08, 2018 5 vs. Cleveland Browns, Oct 18, 2020 ...4 more at 5.	Field Goal Percentage	100.0 vs. Cleveland Browns, Jan 03, 2022 100.0 vs. Indianapolis Colts, Nov 03, 2019 ...7 more at 100.0.
PAT Attempts	7 vs. Carolina Panthers, Nov 08, 2018 6 vs. Atlanta Falcons, Oct 07, 2018	Touchbacks	6 at Las Vegas Raiders, Sep 24, 2023 6 vs. Cleveland Browns, Sep 18, 2023 ...5 more at 6.

SINGLE-GAME HIGHS - POSTSEASON: KICKER

Field Goals Made	6 at Kansas City Chiefs, Jan 15, 2017 4 at Cincinnati Bengals, Jan 09, 2016 3 at Denver Broncos, Jan 17, 2016 1 vs. Cleveland Browns, Jan 10, 2021 1 at New England Patriots, Jan 22, 2017 ...1 more at 1.	Points	18 at Kansas City Chiefs, Jan 15, 2017 12 at Cincinnati Bengals, Jan 09, 2016 10 at Denver Broncos, Jan 17, 2016 6 vs. Jacksonville Jaguars, Jan 14, 2018 6 vs. Miami Dolphins, Jan 08, 2017
Field Goal Attempts	6 at Kansas City Chiefs, Jan 15, 2017 4 at Cincinnati Bengals, Jan 09, 2016 3 at Denver Broncos, Jan 17, 2016 1 vs. Cleveland Browns, Jan 10, 2021 1 at New England Patriots, Jan 22, 2017 ...1 more at 1.	Kickoff Average	66.3 at Cincinnati Bengals, Jan 09, 2016 62.0 at Kansas City Chiefs, Jan 15, 2017 60.2 vs. Miami Dolphins, Jan 08, 2017 57.2 at Denver Broncos, Jan 17, 2016 54.2 vs. Cleveland Browns, Jan 10, 2021
Longest Field Goals Made	49 vs. Cleveland Browns, Jan 10, 2021 47 at Denver Broncos, Jan 17, 2016 45 at Kansas City Chiefs, Jan 15, 2017 39 at Cincinnati Bengals, Jan 09, 2016 34 vs. Miami Dolphins, Jan 08, 2017	Extra Point Attempt Percentage	100.0 vs. Jacksonville Jaguars, Jan 14, 2018
Longest Field Goals Attempt	49 vs. Cleveland Browns, Jan 10, 2021 47 at Denver Broncos, Jan 17, 2016 45 at Kansas City Chiefs, Jan 15, 2017 43 at Kansas City Chiefs, Jan 15, 2017 43 at Kansas City Chiefs, Jan 15, 2017 ...1 more at 43.	Field Goal Percentage	100.0 at Kansas City Chiefs, Jan 15, 2017 100.0 at Cincinnati Bengals, Jan 09, 2016
PATs Made	6 vs. Jacksonville Jaguars, Jan 14, 2018 3 at Kansas City Chiefs, Jan 16, 2022 3 vs. Miami Dolphins, Jan 08, 2017 2 vs. Cleveland Browns, Jan 10, 2021 1 at Denver Broncos, Jan 17, 2016	Touchbacks	4 at Denver Broncos, Jan 17, 2016 4 at Cincinnati Bengals, Jan 09, 2016 3 vs. Jacksonville Jaguars, Jan 14, 2018 2 vs. Cleveland Browns, Jan 10, 2021 2 at New England Patriots, Jan 22, 2017 ...2 more at 2.
PAT Attempts	6 vs. Jacksonville Jaguars, Jan 14, 2018 4 vs. Miami Dolphins, Jan 08, 2017 3 at Kansas City Chiefs, Jan 16, 2022 2 vs. Cleveland Browns, Jan 10, 2021 1 at New England Patriots, Jan 22, 2017 ...1 more at 1.		

2023 GAME-BY-GAME REGULAR-SEASON STATISTICS (STEELERS)

DATE	OPPONENT	P	FIELD GOALS				EXTRA POINTS				PTS	W/L	SCORE
			FGM	FGA	PCT	LG	XP	XPA	PCT	BLK			
09/10	49ers	P	0	0	0.0	0	1	1	100.0	0	1	L	7-30
09/18	Browns	P	2	2	100.0	52	2	2	100.0	0	8	W	26-22
09/24	at Raiders	P	3	3	100.0	57	2	2	100.0	0	11	W	23-18
10/01	at Texans	P	2	2	100.0	35	0	0	0.0	0	6	L	6-30
10/08	Ravens	P	3	3	100.0	43	0	0	0.0	0	9	W	17-10
10/22	at Rams	P	1	1	100.0	53	3	3	100.0	0	6	W	24-17
10/29	Jaguars	P	1	2	50.0	22	1	1	100.0	0	4	L	10-20
11/02	Titans	P	2	2	100.0	30	2	2	100.0	0	8	W	20-16
11/12	Packers	P	3	3	100.0	49	2	2	100.0	0	11	W	23-19
11/19	at Browns	P	1	1	100.0	28	1	1	100.0	0	4	L	10-13
11/26	at Bengals	P	3	3	100.0	41	1	1	100.0	0	10	W	16-10
12/03	Cardinals	P	1	2	50.0	29	1	1	100.0	0	4	L	10-24
2023 TOTALS			12	22	24	91.7	57	16	16	100.0	0	82	7-5

2022 GAME-BY-GAME REGULAR-SEASON STATISTICS (STEELERS)

DATE	OPPONENT	P	FIELD GOALS				EXTRA POINTS				PTS	W/L	SCORE
			FGM	FGA	PCT	LG	XP	XPA	PCT	BLK			
09/11	at Bengals	P	3	4	75.0	53	2	2	100.0	0	11	W	23-20+
09/18	Patriots	P	2	2	100.0	52	0	0	0.0	0	6	L	14-17
09/22	at Browns	P	1	2	50.0	34	2	2	100.0	0	5	L	17-29
10/02	Jets	P	2	2	100.0	59	2	2	100.0	0	8	L	20-24
10/09	at Bills	P	1	3	33.3	29	0	0	0.0	0	3	L	3-38
10/16	Buccaneers	P	2	2	100.0	55	2	2	100.0	0	8	W	20-18
10/23	at Dolphins	P	1	1	100.0	45	1	1	100.0	0	4	L	10-16
10/30	at Eagles											L	13-35
11/13	Saints											L	20-10
11/20	Bengals											L	30-37
11/28	at Colts											W	24-17
12/04	at Falcons											W	19-16
12/11	Ravens	P	0	1	0.0	0	2	2	100.0	0	2	L	14-16
12/18	at Panthers	P	1	1	100.0	50	3	3	100.0	0	6	W	24-16
12/24	Raiders	P	2	4	50.0	44	1	1	100.0	0	7	W	13-10
01/01	at Ravens	P	3	4	75.0	51	1	1	100.0	0	10	W	16-13
01/08	Browns	P	2	2	100.0	49	2	2	100.0	0	8	W	28-14
2022 TOTALS			12	20	28	71.4	59	18	18	100.0	0	78	9-8

+ - Overtime

2021 GAME-BY-GAME REGULAR-SEASON STATISTICS (STEELERS)

DATE	OPPONENT	P	FIELD GOALS				EXTRA POINTS				PTS	W/L/T	SCORE
			FGM	FGA	PCT	LG	XP	XPA	PCT	BLK			
09/12	at Bills	P	3	3	100.0	45	2	2	100.0	0	11	W	23-16
09/19	Raiders	P	1	1	100.0	56	2	2	100.0	0	5	L	17-26
09/26	Bengals	P	1	2	50.0	26	1	1	100.0	0	4	L	10-24
10/03	at Packers	P	1	1	100.0	52	2	2	100.0	0	5	L	17-27
10/10	Broncos	P	2	2	100.0	48	3	3	100.0	0	9	W	27-19
10/17	Seahawks	P	3	3	100.0	52	2	2	100.0	0	11	W	23-20+
10/31	at Browns	P	1	1	100.0	31	0	0	0.0	0	3	W	15-10
11/08	Bears	P	3	3	100.0	54	2	3	66.7	0	11	W	29-27
11/14	Lions	P	3	3	100.0	51	1	1	100.0	0	10	T	16-16
11/21	at Chargers	P	3	3	100.0	45	4	4	100.0	0	13	L	37-41
11/28	at Bengals	P	1	1	100.0	40	1	1	100.0	0	4	L	10-41
12/05	Ravens	P	2	2	100.0	53	0	1	0.0	0	6	W	20-19
12/09	at Vikings	P	0	1	0.0	0	2	2	100.0	0	2	L	28-36
12/19	Titans	P	4	5	80.0	48	1	1	100.0	0	13	W	19-13
12/26	at Chiefs	P	1	2	50.0	34	1	1	100.0	0	4	L	10-36
01/03	Browns	P	4	4	100.0	50	2	2	100.0	0	14	W	26-14
01/09	at Ravens	P	3	3	100.0	40	1	1	100.0	0	10	W	16-13+
2021 TOTALS			17	36	40	90.0	56	27	29	93.1	0	135	9-7-1

+ - Overtime

2020 GAME-BY-GAME REGULAR-SEASON STATISTICS (STEELERS)

DATE	OPPONENT	P	FIELD GOALS				EXTRA POINTS				PTS	W/L	SCORE
			FGM	FGA	PCT	LG	XP	XPA	PCT	BLK			
09/14	at Giants	P	2	2	100.0	41	2	3	66.7	0	8	W	26-16
09/20	Broncos	P	1	1	100.0	21	3	3	100.0	0	6	W	26-21
09/27	Texans	P	2	2	100.0	33	2	2	100.0	0	8	W	28-21
10/11	Eagles	P	1	1	100.0	41	5	5	100.0	0	8	W	38-29
10/18	Browns	P	1	1	100.0	35	5	5	100.0	0	8	W	38-7
10/25	at Titans	P	2	2	100.0	38	3	3	100.0	0	9	W	27-24
11/01	at Ravens	P	0	0	0.0	0	4	4	100.0	0	4	W	28-24
11/08	at Cowboys	P	2	2	100.0	59	0	2	0.0	1	6	W	24-19
11/15	Bengals	P	3	3	100.0	45	3	3	100.0	0	12	W	36-10
11/22	at Jaguars	P	2	3	66.7	47	3	3	100.0	0	9	W	27-3
12/02	Ravens	P	2	2	100.0	27	1	2	50.0	0	7	W	19-14
12/07	Football Team											L	17-23
12/13	at Bills	P	0	0	0.0	0	1	1	100.0	0	1	L	15-26
12/21	at Bengals	P	1	1	100.0	25	2	2	100.0	0	5	L	17-27
12/27	Colts											W	28-24
01/03	at Browns											L	22-24
2020 TOTALS			13	19	20	95.0	59	34	38	89.5	1	91	12-4

2019 GAME-BY-GAME REGULAR-SEASON STATISTICS (STEELERS)

DATE	OPPONENT	P	FIELD GOALS				EXTRA POINTS				PTS	W/L	SCORE	
			FGM	FGA	PCT	LG	XP	XPA	PCT	BLK				
09/08	at Patriots	P	1	1	100.0	19	0	0	0.0	0	3	L	3-33	
09/15	Seahawks	P	2	2	100.0	41	2	2	100.0	0	8	L	26-28	
09/22	at 49ers	P	2	2	100.0	46	2	2	100.0	0	8	L	20-24	
09/30	Bengals	P	2	2	100.0	49	3	3	100.0	0	9	W	27-3	
10/06	Ravens	P	3	3	100.0	41	2	2	100.0	0	11	L	23-26+	
10/13	at Chargers	P	1	1	100.0	20	3	3	100.0	0	6	W	24-17	
10/28	Dolphins	P	2	3	66.7	42	3	3	100.0	0	9	W	27-14	
11/03	Colts	P	4	4	100.0	51	2	2	100.0	0	14	W	26-24	
11/10	Rams	P	1	1	100.0	33	2	2	100.0	0	5	W	17-12	
11/14	at Browns	P	0	1	0.0	0	1	1	100.0	0	1	L	7-21	
11/24	at Bengals	P	3	3	100.0	47	1	1	100.0	0	10	W	16-10	
12/01	Browns	P	2	2	100.0	39	2	2	100.0	0	8	W	20-13	
12/08	at Cardinals	P	3	3	100.0	37	2	2	100.0	0	11	W	23-17	
12/15	Bills	P	1	1	100.0	49	1	1	100.0	0	4	L	10-17	
12/22	at Jets	P	1	1	100.0	49	1	1	100.0	0	4	L	10-16	
12/29	at Ravens	P	1	1	100.0	26	1	1	100.0	0	4	L	10-28	
2019 TOTALS			16	29	31	93.5	51	28	28	100.0	0	115	8-8	

+ - Overtime

2018 GAME-BY-GAME REGULAR-SEASON STATISTICS (STEELERS)

DATE	OPPONENT	P	FIELD GOALS				EXTRA POINTS				PTS	W/L/T	SCORE	
			FGM	FGA	PCT	LG	XP	XPA	PCT	BLK				
09/09	at Browns	P	0	1	0.0	0	3	3	100.0	0	3	T	21-21	
09/16	Chiefs	P	0	1	0.0	0	3	4	75.0	0	3	L	37-42	
09/24	at Buccaneers	P	1	2	50.0	38	3	4	75.0	0	6	W	30-27	
09/30	Ravens	P	2	2	100.0	39	0	0	0.0	0	6	L	14-26	
10/07	Falcons	P	0	0	0.0	0	5	6	83.3	0	5	W	41-17	
10/14	at Bengals	P	2	2	100.0	24	2	2	100.0	0	8	W	28-21	
10/28	Browns	P	1	1	100.0	42	4	4	100.0	0	7	W	33-18	
11/04	at Ravens	P	1	1	100.0	29	2	3	66.7	0	5	W	23-16	
11/08	Panthers	P	1	1	100.0	50	7	7	100.0	0	10	W	52-21	
11/18	at Jaguars	P	0	0	0.0	0	2	2	100.0	0	2	W	20-16	
11/25	at Broncos	P	1	2	50.0	41	2	2	100.0	0	5	L	17-24	
12/02	Chargers	P	1	1	100.0	48	3	4	75.0	0	6	L	30-33	
12/09	at Raiders	P	0	2	0.0	0	3	3	100.0	0	3	L	21-24	
12/16	Patriots	P	1	2	50.0	48	2	2	100.0	0	5	W	17-10	
12/23	at Saints	P	2	2	100.0	49	2	2	100.0	0	8	L	28-31	
12/30	Bengals											W	16-13	
2018 TOTALS			15	13	20	65.0	50	43	48	89.6	0	82	9-6-1	

DID NOT PLAY

2017 GAME-BY-GAME REGULAR-SEASON STATISTICS (STEELERS)

DATE	OPPONENT	P	FIELD GOALS				EXTRA POINTS				PTS	W/L	SCORE	
			FGM	FGA	PCT	LG	XP	XPA	PCT	BLK				
09/10	at Browns	P	0	0	0.0	0	3	3	100.0	0	3	W	21-18	
09/17	Vikings	P	4	4	100.0	46	2	2	100.0	0	14	W	26-9	
09/24	at Bears	P	1	2	50.0	32	2	2	100.0	0	5	L	17-23+	
10/01	at Ravens	P	2	3	66.7	49	2	2	100.0	0	8	W	26-9	
10/08	Jaguars	P	3	3	100.0	34	0	0	0.0	0	9	L	9-30	
10/15	at Chiefs	P	1	1	100.0	24	2	2	100.0	0	5	W	19-13	
10/22	Bengals	P	5	5	100.0	49	2	2	100.0	0	17	W	29-14	
10/29	at Lions	P	2	2	100.0	38	2	2	100.0	0	8	W	20-15	
11/12	at Colts	P	2	3	66.7	41	0	1	0.0	1	6	W	20-17	
11/16	Titans	P	4	4	100.0	50	4	4	100.0	0	16	W	40-17	
11/26	Packers	P	1	1	100.0	53	2	3	66.7	0	5	W	31-28	
12/04	at Bengals	P	3	3	100.0	38	2	2	100.0	0	11	W	23-20	
12/10	Ravens	P	4	4	100.0	52	3	3	100.0	0	15	W	39-38	
12/17	Patriots	P	1	1	100.0	51	3	3	100.0	0	6	L	24-27	
12/25	at Texans	P	2	2	100.0	36	4	4	100.0	0	10	W	34-6	
12/31	Browns	P	0	0	0.0	0	4	4	100.0	0	4	W	28-24	
2017 TOTALS			16	35	38	92.1	53	37	39	94.9	1	142	13-3	

+ - Overtime

2016 GAME-BY-GAME REGULAR-SEASON STATISTICS (STEELERS)

DATE	OPPONENT	P	FIELD GOALS				EXTRA POINTS				PTS	W/L	SCORE	
			FGM	FGA	PCT	LG	XP	XPA	PCT	BLK				
09/12	at Redskins	P	1	1	100.0	46	5	5	100.0	0	8	W	38-16	
09/18	Bengals	P	1	1	100.0	49	3	3	100.0	0	6	W	24-16	
09/25	at Eagles	P	1	2	50.0	40	0	0	0.0	0	3	L	3-34	
10/02	Chiefs	P	0	0	0.0	0	5	5	100.0	0	5	W	43-14	
10/09	Jets	P	1	1	100.0	47	4	4	100.0	0	7	W	31-13	
10/16	at Dolphins	P	0	0	0.0	0	1	1	100.0	0	1	L	15-30	
10/23	Patriots	P	3	5	60.0	46	1	1	100.0	0	10	L	16-27	
11/06	at Ravens	P	0	0	0.0	0	2	2	100.0	0	2	L	14-21	
11/13	Cowboys	P	2	3	66.7	39	0	0	0.0	0	6	L	30-35	
11/20	at Browns	P	3	3	100.0	33	1	1	100.0	0	10	W	24-9	
11/24	at Colts	P	0	0	0.0	0	4	4	100.0	0	4	W	28-7	
12/04	Giants											W	24-14	
12/11	at Bills	P	2	2	100.0	39	3	3	100.0	0	9	W	27-20	
12/18	at Bengals	P	6	6	100.0	49	0	0	0.0	0	18	W	24-20	
12/25	Ravens	P	1	1	100.0	36	4	4	100.0	0	7	W	31-27	
01/01	Browns	P	0	0	0.0	0	3	3	100.0	0	3	W	27-24+	
2016 TOTALS			15	21	25	84.0	49	36	36	100.0	0	99	11-5	

+ - Overtime

2015 GAME-BY-GAME REGULAR-SEASON STATISTICS (STEELERS)

DATE	OPPONENT	FIELD GOALS				EXTRA POINTS				PTS	W/L	SCORE		
		FGM	FGA	PCT	LG	XP	XPA	PCT	BLK					
09/10	at Patriots					NOT ON ROSTER					L	21-28		
09/20	49ers					NOT ON ROSTER					W	43-18		
09/27	at Rams					NOT ON ROSTER					W	12-6		
10/01	Ravens					NOT ON ROSTER					L	20-23+		
10/12	at Chargers	P	1	1	100.0	47	3	3	100.0	0	6	W	24-20	
10/18	Cardinals	P	4	4	100.0	51	1	1	100.0	0	13	W	25-13	
10/25	at Chiefs	P	2	2	100.0	36	1	1	100.0	0	7	L	13-23	
11/01	Bengals	P	1	1	100.0	32	1	1	100.0	0	4	L	10-16	
11/08	Raiders	P	3	4	75.0	38	3	3	100.0	0	12	W	38-35	
11/15	Browns	P	3	3	100.0	34	1	2	50.0	0	10	W	30-9	
11/29	at Seahawks	P	3	3	100.0	44	1	1	100.0	0	10	L	30-39	
12/06	Colts	P	3	4	75.0	51	4	4	100.0	0	13	W	45-10	
12/13	at Bengals	P	4	4	100.0	47	3	3	100.0	0	15	W	33-20	
12/20	Broncos	P	2	2	100.0	41	4	4	100.0	0	10	W	34-27	
12/27	at Ravens	P	1	1	100.0	34	2	2	100.0	0	5	L	17-20	
01/03	at Browns	P	2	3	66.7	39	2	2	100.0	0	8	W	28-12	
2015 TOTALS			12	29	32	90.6	51	26	27	96.3	0	113	10-6	

+ - Overtime



13

WIDE RECEIVER

MILES BOYKIN

HEIGHT: 6-4

WEIGHT: 220

BORN: October 12, 1996

COLLEGE: Notre Dame

BIRTHPLACE: New Lenox, IL

HOW ACQUIRED: W '22 (BAL)

NFL EXPERIENCE: 5th year

PRO CAREER

- ✦ Has played in 56 career games (25 starts) with Baltimore (2019-21) and Pittsburgh (2022)
- ✦ Has caught 35 passes for 481 yards and seven TDs
- ✦ In his NFL debut, posted a five-yard TD on his first career reception in the 59-10 season-opening victory at Miami (9/8/19)
- ✦ Helped the Ravens set single-game franchise records in yards (643) and points (59)
- ✦ Made NFL debut in Week 1 of 2019 (at Miami)
- ✦ Made NFL starting debut in Week 1 of 2019 (at Miami)

2022 (STEELERS)

- ✦ Played primarily on special teams in 16 games, missing Week 12 at Indianapolis due to injury
- ✦ Recorded 10 tackles (nine solo) on special teams and two receptions for 11 yards on offense
- ✦ Led the team in solo tackles and ranked third in total tackles on special teams

2021 (RAVENS)

- ✦ Played primarily on special teams in eight games played
- ✦ Recorded a career-high 144 snaps on special teams, while adding a six-yard reception on offense
- ✦ Helped special teams unit rank No. 1 in Football Outsiders' DVOA rating

2020 (RAVENS)

- ✦ Played in all 16 regular-season games (13 starts)
- ✦ Registered a career-high 19 receptions for 266 receiving yards and four TDs for the NFL's seventh-best scoring offense (29.3 ppg) and fourth-best third-down offense (48.8%)
- ✦ Contributed as an integral blocker in the Ravens' top-ranked rushing attack (191.9 ypg), which produced the third-most yards (3,071) ever in a 16-game NFL season
- ✦ Made his first-career postseason start in the 2013 Wild Card Playoff win at Tennessee (1/10/21)
- ✦ Helped block for an offense that totaled a postseason franchise-record 236 rushing yards and a 6.7 yards-per-carry mark
- ✦ Made a 43-yard TD reception for his career-high fourth scoring grab of the season in the 38-3 win at Cincinnati (1/3/21)
- ✦ Helped the Ravens convert on 11-of-17 (65%) third downs and register their fifth-consecutive victory to earn the franchise's third-straight playoff berth
- ✦ Made a leaping four-yard TD catch to put the Ravens up by nine in the 40-14 win vs. Jacksonville (12/20) – marked his third TD of the season, matching his career high set as a rookie in 2019
- ✦ Secured a career-long 38-yard TD reception on Baltimore's first play following an ILB Patrick Queen interception vs. Dallas (12/8) – marked the fifth receiving TD of his career and his second score this season
- ✦ Capped off a nine-play 75-yard drive with a six-yard TD reception to give Baltimore its first points vs. Pittsburgh (11/1)
- ✦ Caught two passes for 20 yards and one TD against the Steelers; also helped block for a Baltimore rushing attack that produced 265 rushing yards
- ✦ Caught a 15-yard throw from P Sam Koch on a fake punt in the 31-17 win at Washington (10/4); the fourth-down conversion eventually led to a Ravens TD
- ✦ Collected a career-high four catches for 38 yards in the 33-16 win at Houston (9/20); also made key blocks in the run game, helping the rushing attack produce 230 yards

2019 (RAVENS)

- ✦ Played in 16 games (11 starts)
- ✦ Finished with 13 catches for 198 yards and three TDs, helping the Ravens produce the NFL's No. 1 scoring offense (33.2 ppg)
- ✦ Helped the Ravens set new single-season franchise records for total TDs (64), points (531), rushing yards (3,296) and total net yards (6,521)
- ✦ Caught a five-yard TD pass from QB Lamar Jackson, marking his third TD of the season, in the 42-21 win vs. N.Y. Jets (12/12)
- ✦ Caught two passes and led the Ravens in receiving yards (54) as part of the team's 480 yards of offense in the 45-6 win at L.A. Rams (11/25)
- ✦ Hauled in two receptions, including a 50-yarder that set up a K Justin Tucker FG, for a career-high 55 yards in the 30-16 win at Seattle (10/20)
- ✦ Posted a career-high three receptions for 32 yards, including a nine-yard TD, vs. Cleveland (9/29)
- ✦ In his NFL debut, posted a five-yard TD on his first-career-reception in the 59-10 win at Miami (9/8); Ravens set single-game franchise records in yards (643) and points (59)

TRANSACTIONS

- ✦ Signed a one-year contract with Pittsburgh on Apr. 24, 2023
- ✦ Claimed off waivers by Pittsburgh on Apr. 19, 2022
- ✦ Waived by Baltimore on Apr. 18, 2022
- ✦ Signed a four-year contract with the Ravens on July 17, 2019
- ✦ Drafted by Baltimore in the third round (93rd overall) of the 2019 NFL Draft

COLLEGE

- ✦ Played in 37 games in three years at Notre Dame (2015-18)
- ✦ Registered 77 receptions for 1,206 yards (15.7 avg.) and 11 TDs
- ✦ Named Notre Dame Offensive Player of the Year after leading the team with 872 receiving yards and eight TDs on 59 catches as a senior in 2018
- ✦ Recorded at least one TD catch in six-straight games in 2018, the longest streak by an Irish WR since Will Fuller in 2014
- ✦ Named the 2018 Citrus Bowl MVP after snagging a game-winning 55-yard TD catch with one hand to help Notre Dame secure a 21-17, come-from-behind victory vs. LSU; secured first victory in a New Year's Day bowl since the 1994 Cotton Bowl against Texas A&M

PERSONAL

- ✦ Prepped at Providence Catholic (New Lenox, IL), where he caught 65 passes for 1,035 yards (15.9 avg.) and 19 TDs as a senior, en route to the Illinois Class 7A state title
- ✦ Caught 51 passes as junior in 2013 for 730 yards and 13 TDs
- ✦ Named Illinois Player of the Year by Champaign News-Gazette and awarded first-team honors on Chicago Tribune and Champaign News-Gazette All-State teams and Chicago Sun-Times All-Area team (2014)
- ✦ Also played basketball, leading the Celtics to a Catholic League Championship and a regional title as a senior
- ✦ Graduated from the Mendoza College of Business with a degree in marketing
- ✦ Wore No. 81 in college in honor of Calvin Johnson, one of his favorite receivers, and his brother and teammate, George, who gave him the number in high school after an injury halted his football career

COMMUNITY SERVICE

- ✦ Participated in Crucial Catch PSA to encourage fans to get early detection cancer screenings (2020)
- ✦ Joined teammates to converse and play games (virtually) during the Ravens' A Purple Evening, the team's annual event dedicated to female fans (2020)
- ✦ Hosted virtual meet & greets with fans to raise money for the United Way's COVID-19 Relief Fund (2020)
- ✦ Attended the Ravens' annual Holiday Helpers event at Target to shop for gifts with Baltimore youth in need (2019)
- ✦ Supported teammates Willie Snead IV and former teammate Seth Roberts at their Turkey Giveaway at Zion Baptist Church for Baltimore City residents during Thanksgiving (2019)
- ✦ Supported children of service members at Fort Meade by participating in the Ravens' Salute to Service Military Kids Clinic (2019)
- ✦ Alongside teammates, participated in the St. John Baptist 5K Run, Walk and Roll/Walk for Bobbi Engram Foundation, hosted by tight ends coach Bobby Engram (2019)
- ✦ Signed autographs and played games at the Ravens' A Purple Evening, the team's annual event dedicated to female fans (2019)
- ✦ Participated as a celebrity bowler in Anthony Levine Sr.'s Celebrity Bowling Night to benefit his 4ever1 Foundation (2019)
- ✦ Participated in the organization-wide day of service, Caw to Action – a celebration of the NFL's Huddle for 100 initiative (2019)
- ✦ Participated in Anthony Levine Sr.'s 10th Annual Home Run Derby & Softball Game with Ravens teammates (2019)
- ✦ Participated in the Ravens' Signature Project with M&T Bank to renovate the facility and visit with children at the Webster Kendrick Boys & Girls Club in Baltimore (2019)

REGULAR SEASON COMPARISON: RECEIVING - NEW ENGLAND PATRIOTS

DATE	OPP	W/L	GP/GS	REC	YDS.	AVG.	TD	LG	TGTS	YAC
11/3/19	BLT vs. NE	W	S	0	0	0	0	0	1	0
11/15/20	BLT @ NE	L	S	0	0	0	0	0	0	0
9/18/22	PIT vs. NE	L	P	0	0	0	0	0	0	0
TOTALS		1/2	3/2	0	0	0	0	0	1	0

MILES BOYKIN'S NFL REGULAR SEASON RUSHING/RECEIVING STATISTICS

DATE	TEAM	GP	GS	RECEIVING					RUSHING				
				NO.	YDS.	AVG.	LG	TD	NO.	YDS.	AVG.	LG	TD
2019	Ravens	16	11	13	198	15.2	50	3	0	0	0.0	0	0
2020	Ravens	16	13	19	266	14.0	43†	4	0	0	0.0	0	0
2021	Ravens	8	0	1	6	6.0	6	0	0	0	0.0	0	0
2022	Steelers	16	1	2	11	5.5	11	0	0	0	0.0	0	0
2023	Steelers	12	0	2	11	5.5	6	0	0	0	0.0	0	0
NFL TOTALS		68	25	37	492	13.3	50	7	0	0	0.0	0	0

MILES BOYKIN'S NFL POSTSEASON RUSHING/RECEIVING STATISTICS

DATE	TEAM	GP	GS	RECEIVING					RUSHING				
				NO.	YDS.	AVG.	LG	TD	NO.	YDS.	AVG.	LG	TD
2019	Ravens	1	0	3	26	8.7	13	0	0	0	0.0	0	0
2020	Ravens	2	2	3	20	6.7	11	0	0	0	0.0	0	0
NFL TOTALS		3	2	6	46	7.7	13	0	0	0	0.0	0	0

MILES BOYKIN'S NFL REGULAR SEASON RETURN STATISTICS

DATE	TEAM	KICKOFF RETURNS					PUNT RETURNS					
		RET.	YDS.	AVG.	LG	TD	NO.	FC	YDS.	AVG.	LG	TD
2019	Ravens	0	0	0.0	0	0	0	0	0	0.0	0	0
2020	Ravens	0	0	0.0	0	0	0	0	0	0.0	0	0
2021	Ravens	0	0	0.0	0	0	0	0	0	0.0	0	0
2022	Steelers	0	0	0.0	0	0	0	0	0	0.0	0	0
2023	Steelers	0	0	0.0	0	0	0	0	0	0.0	0	0
NFL TOTALS		0	0	0.0	0	0	0	0	0	0.0	0	0

MILES BOYKIN'S NFL POSTSEASON RETURN STATISTICS

DATE	TEAM	KICKOFF RETURNS					PUNT RETURNS					
		RET.	YDS.	AVG.	LG	TD	NO.	FC	YDS.	AVG.	LG	TD
2019	Ravens	0	0	0.0	0	0	0	0	0	0.0	0	0
2020	Ravens	0	0	0.0	0	0	0	0	0	0.0	0	0
NFL TOTALS		0	0	0.0	0	0	0	0	0	0.0	0	0

SINGLE-GAME HIGHS: RECEIVING

Receptions	4 at Houston Texans, Sep 20, 2020 3 vs. Cleveland Browns, Sep 13, 2020 ...1 more at 3.	All-Purpose Yards	55 at Seattle Seahawks, Oct 20, 2019 54 at Los Angeles Rams, Nov 25, 2019
Receiving Yards	55 at Seattle Seahawks, Oct 20, 2019 54 at Los Angeles Rams, Nov 25, 2019	Special Teams Tackles	2 vs. New England Patriots, Sep 18, 2022 2 at Cincinnati Bengals, Sep 11, 2022
Receiving Average	12.3 vs. Cleveland Browns, Sep 13, 2020 10.7 vs. Cleveland Browns, Sep 29, 2019	Most TDs	1 at Cincinnati Bengals, Jan 03, 2021 1 vs. Jacksonville Jaguars, Dec 20, 2020 ...5 more at 1.
Longest Receptions	50 at Seattle Seahawks, Oct 20, 2019 43t at Cincinnati Bengals, Jan 03, 2021	Miscellaneous Tackles	1 at Washington Football Team, Oct 04, 2020
Receiving TDs	1 at Cincinnati Bengals, Jan 03, 2021 1 vs. Jacksonville Jaguars, Dec 20, 2020 ...5 more at 1.		

SINGLE-GAME HIGHS - POSTSEASON: RECEIVING

Receptions	3 at Buffalo Bills, Jan 16, 2021 3 vs. Tennessee Titans, Jan 11, 2020	Longest Receptions	13 vs. Tennessee Titans, Jan 11, 2020 11 at Buffalo Bills, Jan 16, 2021
Receiving Yards	26 vs. Tennessee Titans, Jan 11, 2020 20 at Buffalo Bills, Jan 16, 2021		9 vs. Tennessee Titans, Jan 11, 2020 5 at Buffalo Bills, Jan 16, 2021
Receiving Average	8.7 vs. Tennessee Titans, Jan 11, 2020 6.7 at Buffalo Bills, Jan 16, 2021	All-Purpose Yards	26 vs. Tennessee Titans, Jan 11, 2020 20 at Buffalo Bills, Jan 16, 2021
		Miscellaneous Tackles	1 at Tennessee Titans, Jan 10, 2021 1 vs. Tennessee Titans, Jan 11, 2020

2023 GAME-BY-GAME REGULAR-SEASON STATISTICS (STEELERS)

DATE	OPPONENT	P/S	RECEIVING					RUSHING					W/L	SCORE
			NO.	YDS.	AVG.	LG	TD	NO.	YDS.	AVG.	LG	TD		
09/10	49ers	P	0	0	0.0	0	0	0	0	0.0	0	0	L	7-30
09/18	Browns	P	1	5	5.0	5	0	0	0	0.0	0	0	W	26-22
09/24	at Raiders	P	0	0	0.0	0	0	0	0	0.0	0	0	W	23-18
10/01	at Texans	P	0	0	0.0	0	0	0	0	0.0	0	0	L	6-30
10/08	Ravens	P	0	0	0.0	0	0	0	0	0.0	0	0	W	17-10
10/22	at Rams	P	0	0	0.0	0	0	0	0	0.0	0	0	W	24-17
10/29	Jaguars	P	0	0	0.0	0	0	0	0	0.0	0	0	L	10-20
11/02	Titans	P	1	6	6.0	6	0	0	0	0.0	0	0	W	20-16
11/12	Packers	P	0	0	0.0	0	0	0	0	0.0	0	0	W	23-19
11/19	at Browns	P	0	0	0.0	0	0	0	0	0.0	0	0	L	10-13
11/26	at Bengals	P	0	0	0.0	0	0	0	0	0.0	0	0	W	16-10
12/03	Cardinals	P	0	0	0.0	0	0	0	0	0.0	0	0	L	10-24
2023 TOTALS		12-0	2	11	5.5	6	0	0	0	0.0	0	0	7-5	

2022 GAME-BY-GAME REGULAR-SEASON STATISTICS (STEELERS)

DATE	OPPONENT	P/S	RECEIVING					RUSHING					W/L	SCORE
			NO.	YDS.	AVG.	LG	TD	NO.	YDS.	AVG.	LG	TD		
09/11	at Bengals	P	0	0	0.0	0	0	0	0	0.0	0	0	W	23-20+
09/18	Patriots	P	0	0	0.0	0	0	0	0	0.0	0	0	L	14-17
09/22	at Browns	P	0	0	0.0	0	0	0	0	0.0	0	0	L	17-29
10/02	Jets	P	0	0	0.0	0	0	0	0	0.0	0	0	L	20-24
10/09	at Bills	P	1	11	11.0	11	0	0	0	0.0	0	0	L	3-38
10/16	Buccaneers	P	0	0	0.0	0	0	0	0	0.0	0	0	W	20-18
10/23	at Dolphins	P	0	0	0.0	0	0	0	0	0.0	0	0	L	10-16
10/30	at Eagles	P	0	0	0.0	0	0	0	0	0.0	0	0	L	13-35
11/13	Saints	P	0	0	0.0	0	0	0	0	0.0	0	0	W	20-10
11/20	Bengals	P	0	0	0.0	0	0	0	0	0.0	0	0	L	30-37
11/28	at Colts												W	24-17
12/04	at Falcons	P	0	0	0.0	0	0	0	0	0.0	0	0	W	19-16
12/11	Ravens	P	0	0	0.0	0	0	0	0	0.0	0	0	L	14-16
12/18	at Panthers	P	1	0	0.0	0	0	0	0	0.0	0	0	W	24-16
12/24	Raiders	S	0	0	0.0	0	0	0	0	0.0	0	0	W	13-10
01/01	at Ravens	P	0	0	0.0	0	0	0	0	0.0	0	0	W	16-13
01/08	Browns	P	0	0	0.0	0	0	0	0	0.0	0	0	W	28-14
2022 TOTALS		16-1	2	11	5.5	11	0	0	0	0.0	0	0	9-8	

+ - Overtime

2021 GAME-BY-GAME REGULAR-SEASON STATISTICS (RAVENS)

DATE	OPPONENT	P/S	RECEIVING					RUSHING					W/L	SCORE
			NO.	YDS.	AVG.	LG	TD	NO.	YDS.	AVG.	LG	TD		
09/13	at Raiders												L	27-33+
09/19	Chiefs												W	36-35
09/26	at Lions												W	19-17
10/03	at Broncos												W	23-7
10/11	Colts	P	0	0	0.0	0	0	0	0.0	0	0	0	W	31-25+
10/17	Chargers	P	1	6	6.0	6	0	0	0.0	0	0	0	W	34-6
10/24	Bengals	P	0	0	0.0	0	0	0	0.0	0	0	0	L	17-41
11/07	Vikings	P	0	0	0.0	0	0	0	0.0	0	0	0	W	34-31+
11/11	at Dolphins	P	0	0	0.0	0	0	0	0.0	0	0	0	L	10-22
11/21	at Bears												W	16-13
11/28	Browns												W	16-10
12/05	at Steelers												L	19-20
12/12	at Browns												L	22-24
12/19	Packers	P	0	0	0.0	0	0	0	0.0	0	0	0	L	30-31
12/26	at Bengals	P	0	0	0.0	0	0	0	0.0	0	0	0	L	21-41
01/02	Rams												L	19-20
01/09	Steelers	P	0	0	0.0	0	0	0	0.0	0	0	0	L	13-16+
2021 TOTALS		8-0	1	6	6.0	6	0	0	0	0.0	0	0	8-9	

+ - Overtime

2020 GAME-BY-GAME REGULAR-SEASON STATISTICS (RAVENS)


DATE	OPPONENT	P/S	RECEIVING					RUSHING					W/L	SCORE
			NO.	YDS.	AVG.	LG	TD	NO.	YDS.	AVG.	LG	TD		
09/13	Browns	S	3	37	12.3	25	0	0	0	0.0	0	0	W	38-6
09/20	at Texans	S	4	38	9.5	14	0	0	0	0.0	0	0	W	33-16
09/28	Chiefs	P	1	8	8.0	8	0	0	0	0.0	0	0	L	20-34
10/04	at Football Team	S	2	28	14.0	15	0	0	0	0.0	0	0	W	31-17
10/11	Bengals	P	0	0	0.0	0	0	0	0	0.0	0	0	W	27-3
10/18	at Eagles	S	1	11	11.0	11	0	0	0	0.0	0	0	W	30-28
11/01	Steelers	S	2	20	10.0	14	1	0	0	0.0	0	0	L	24-28
11/08	at Colts	S	1	11	11.0	11	0	0	0	0.0	0	0	W	24-10
11/15	at Patriots	S	0	0	0.0	0	0	0	0	0.0	0	0	L	17-23
11/22	Titans	P	0	0	0.0	0	0	0	0	0.0	0	0	L	24-30+
12/02	at Steelers	S	0	0	0.0	0	0	0	0	0.0	0	0	L	14-19
12/08	Cowboys	S	1	38	38.0	38t	1	0	0	0.0	0	0	W	34-17
12/14	at Browns	S	1	15	15.0	15	0	0	0	0.0	0	0	W	47-42
12/20	Jaguars	S	1	4	4.0	4t	1	0	0	0.0	0	0	W	40-14
12/27	Giants	S	1	13	13.0	13	0	0	0	0.0	0	0	W	27-13
01/03	at Bengals	S	1	43	43.0	43t	1	0	0	0.0	0	0	W	38-3
2020 TOTALS		16-13	19	266	14.0	43T	4	0	0	0.0	0	0	11-5	

+ - Overtime

2019 GAME-BY-GAME REGULAR-SEASON STATISTICS (RAVENS)

DATE	OPPONENT	P/S	RECEIVING					RUSHING					W/L	SCORE
			NO.	YDS.	AVG.	LG	TD	NO.	YDS.	AVG.	LG	TD		
09/08	at Dolphins	S	1	5	5.0	5t	1	0	0	0.0	0	0	W	59-10
09/15	Cardinals	S	1	11	11.0	11	0	0	0	0.0	0	0	W	23-17
09/22	at Chiefs	S	0	0	0.0	0	0	0	0	0.0	0	0	L	28-33
09/29	Browns	S	3	32	10.7	18	1	0	0	0.0	0	0	L	25-40
10/06	at Steelers	S	0	0	0.0	0	0	0	0	0.0	0	0	W	26-23+
10/13	Bengals	S	2	28	14.0	18	0	0	0	0.0	0	0	W	23-17
10/20	at Seahawks	P	2	55	27.5	50	0	0	0	0.0	0	0	W	30-16
11/03	Patriots	S	0	0	0.0	0	0	0	0	0.0	0	0	W	37-20
11/10	at Bengals	P	0	0	0.0	0	0	0	0	0.0	0	0	W	49-13
11/17	Texans	S	0	0	0.0	0	0	0	0	0.0	0	0	W	41-7
11/25	at Rams	S	2	54	27.0	39	0	0	0	0.0	0	0	W	45-6
12/01	49ers	P	0	0	0.0	0	0	0	0	0.0	0	0	W	20-17
12/08	at Bills	S	0	0	0.0	0	0	0	0	0.0	0	0	W	24-17
12/12	Jets	P	1	5	5.0	5t	1	0	0	0.0	0	0	W	42-21
12/22	at Browns	P	1	8	8.0	8	0	0	0	0.0	0	0	W	31-15
12/29	Steelers	S	0	0	0.0	0	0	0	0	0.0	0	0	W	28-10
2019 TOTALS		16-11	13	198	15.2	50	3	0	0	0.0	0	0	14-2	

+ - Overtime



61

OFFENSIVE LINEMAN
MASON COLE

HEIGHT: 6-5	BIRTHPLACE: Tarpon Springs, FL
WEIGHT: 298	HOW ACQUIRED: FA '22
BORN: March 28, 1996	NFL EXPERIENCE: 6th year
COLLEGE: Michigan	

PRO CAREER

- ✦ Has played in 77 games (56 starts) over his five-year NFL career (Arizona, 2018-20; Minnesota, 2021; Pittsburgh, 2022)
- ✦ Started 32 of 46 career games with Cardinals
- ✦ Played in 30 games (16 starts) over the 2019-20 seasons, including two starts at left guard in 2019 and 14 starts at center in 2020
- ✦ One of just six rookie offensive linemen to start all 16 games in 2018, joining Will Hernandez (N.Y. Giants), Mike McGlinchey (San Francisco), Koltan Miller (Oakland), Quenton Nelson (Indianapolis) and Frank Ragnow (Detroit)
- ✦ Became just the fourth rookie in Cardinals history to start all 16 games along the offensive line, joining Bobbie Massie (2012), Alex Stepanovich (2004) and Leonard Davis (2001)
- ✦ Made NFL debut in Week 1 of 2018 (vs. Washington)
- ✦ Made NFL starting debut in Week 1 of 2018 (vs. Washington)

2022 (STEELERS)

- ✦ Started all 17 regular-season games at center
- ✦ Recipient of the Pro Football Writers' "The Chief Award," which was established in honor of the Steelers' founder, Arthur J. Rooney, Sr., and is presented annually to the Steeler that best exemplifies the spirit of cooperation with the media
- ✦ Blocked for RB Najee Harris to run for 1,000-plus yards on the season, including a season-high 111 yards in Week 17 at Baltimore
- ✦ Saw significant improvement after the Bye Week, blocking for an average of 147 rushing yards per game and allowing the team to be held under 100 yards on the ground just once in Weeks 10 through 18
- ✦ Part of an offensive line that did not allow a sack in two games and just one sack in four games
- ✦ Was not assessed a penalty all season, having the only one called against him in Week 13 at Atlanta declined
- ✦ Played in all but 46 of 1,160 offensive snaps

2021 (VIKINGS)

- ✦ Played in 14 regular-season games (seven starts), including starts at center (four) and right guard (three)
- ✦ Started at right guard at Detroit (Week 13), vs. Pittsburgh (Week 14) and at Chicago (Week 15)
- ✦ Started at center at Baltimore (Week 9), at L.A. Chargers (Week 10), vs. Green Bay (Week 11) and at San Francisco (Week 12)
- ✦ Blocked for Pro Bowl RB Dalvin Cook
- ✦ Cook was selected to his third consecutive Pro Bowl and led the NFC in rushing yards with 1,159
- ✦ Cook set the franchise record for rushing yards in the first half with 153, breaking Adrian Peterson's record of 143 set at Seattle on Nov. 4, 2012, in Week 14 vs. Pittsburgh
- ✦ Cook ultimately ran for 205 yards against the Steelers (only 200-yard rusher in the NFL in 2021)

2020 (CARDINALS)

- ✦ Played in 14 regular-season games (all starts) at center for the NFL's sixth-ranked offense and seventh-ranked rushing attack, helping Arizona gain the third-most total net yards (6,153) and score the fifth-most points (410) in franchise history
- ✦ Part of an offensive line that protected Tyler Murray, who completed 27-of-37 passes for 380 yards, and led three different Cardinals into the end zone on the ground (Kenyan Drake, Chase Edmonds and Murray) at N.Y. Jets on Oct. 11
- ✦ Played every offensive snap for a unit that scored a season-high 38 points and gained 438 total yards, including a season-high 261 on the ground on Monday Night Football at Dallas (10/19)
- ✦ Protected for Murray who completed 27 passes for a career-high 406 yards and three TDs while taking just one sack on 36 dropbacks vs. Philadelphia on Dec. 20 (also helped the Cardinals gain a season-high 526 total net yards)

2019 (CARDINALS)

- ✦ Played in all 16 regular-season games (two starts at left guard) for the NFL's 10th-ranked rushing offense (1,990 yards) that averaged a single-season franchise-record 5.03 yards per carry (second in the NFL)
- ✦ Started for a unit that gained 153 rushing yards (the second most allowed by the 49ers) on 23 carries (6.7-yard avg.) vs. San Francisco on Oct. 31
- ✦ Started and protected QB Tyler Murray, who threw for 324 yards and three TDs on 27-of-44 passing at Tampa Bay on Nov. 10
- ✦ Part of an offense that gained 412 total net yards and 253 rushing yards at Seattle on Dec. 22, marking the first time since 1982 the Cardinals rushed for 200+ yards in consecutive games

2018 (CARDINALS)

- ✦ Started all 16 regular-season games at center, becoming the fourth rookie in franchise history, and the first since Bobby Massie in 2012, to start every game on the offensive line
- ✦ Only the fourth rookie lineman to start every game for the Cardinals in team history
- ✦ Mainstay of an offensive line that featured 10 different starting combinations
- ✦ Only Cardinal to play every offensive snap throughout the season and joined Corey Cunningham and Colby Gossett as the first rookie trio since 1978 to start at left tackle, left guard and center (excluding the 1987 strike season)

TRANSACTIONS

- ✦ Signed a three-year contract with Pittsburgh on March 14, 2022
- ✦ Traded to Minnesota from Arizona for a 2021 sixth-round pick (#223 Tay Gowan)
- ✦ Signed a four-year contract with the Cardinals on May 31, 2018
- ✦ Drafted by Arizona in the third round (97th overall) of the 2018 NFL Draft

COLLEGE

- ◆ In four seasons at Michigan (2014-17), started all 51 games setting a school record for an offensive lineman and tying the overall record for a Wolverine player
- ◆ Started 25 consecutive games at left tackle for the Wolverines before switching to center in 2016
- ◆ Started all 13 games at center in 2016 before switching back to left tackle for his senior season
- ◆ Earned All-Big Ten honors at both left tackle and center – and was also on the Outland Trophy watch list at both positions
- ◆ As a senior in 2017, started all 13 games at left tackle, running his streak of consecutive starts to 51 in a row
- ◆ All-Big Ten honoree (second team, coaches and media) and All-Big Ten selection by the Associated Press (second team offense)
- ◆ Tied Jon Jansen for most consecutive starts for a Michigan offensive lineman against Ohio State as a senior (50 consecutive) and broke that record the following game in the Outback Bowl against South Carolina (1/1/18)
- ◆ As a junior in 2016, switched to center and started all 13 games after starting at left tackle in each of his first two seasons with the Wolverines
- ◆ Named All-Big Ten second team by the conference coaches and media
- ◆ Started all 13 games at left tackle as a sophomore in 2015, earning his second letter
- ◆ Helped the offense rank in the top 25 in five offensive categories, including seventh in red zone scoring efficiency (92.9 percent scoring rate)
- ◆ As a true freshman in 2014, started all 12 games at left tackle
- ◆ Made his collegiate debut against Appalachian State and started at left tackle, becoming the first true freshman in Michigan history to start a season opener on the offensive line

PERSONAL


- ◆ Started 53 consecutive games in four years at East Lake (Tarpon Springs, FL) High School
- ◆ Played in the 2014 U.S. Army All-American Bowl
- ◆ Named to the USA TODAY Sports Preseason High School All-American Team as a senior in 2013
- ◆ One of the nation's top lineman recruits, received 22 scholarship offers which included Alabama, Clemson, Florida, Ohio State and USC
- ◆ Named first-team all-state and all-area as a junior in 2012
- ◆ Graduated with a degree from the College of Literature, Science and the Arts at Michigan
- ◆ Married his wife, Madison, in Florida during the 2020 offseason

MASON COLE'S NFL REGULAR SEASON STATISTICS

DATE	TEAM	GP	GS
2018	Cardinals	16	16
2019	Cardinals	16	2
2020	Cardinals	14	14
2021	Vikings	14	7
2022	Steelers	17	17
2023	Steelers	12	12
NFL TOTALS		89	68

2023 GAME-BY-GAME REGULAR-SEASON STATISTICS (STEELERS)

DATE	OPPONENT	P/S	W/L	SCORE
09/10	49ers	S	L	7-30
09/18	Browns	S	W	26-22
09/24	at Raiders	S	W	23-18
10/01	at Texans	S	L	6-30
10/08	Ravens	S	W	17-10
10/22	at Rams	S	W	24-17
10/29	Jaguars	S	L	10-20
11/02	Titans	S	W	20-16
11/12	Packers	S	W	23-19
11/19	at Browns	S	L	10-13
11/26	at Bengals	S	W	16-10
12/03	Cardinals	S	L	10-24
2023 TOTALS		12-12	7-5	



60

OFFENSIVE TACKLE

DYLAN COOK

HEIGHT: 6-5

WEIGHT: 280

BORN: January 11, 1998

COLLEGE: Montana

BIRTHPLACE: Butte, MT

HOW ACQUIRED: FA '23

NFL EXPERIENCE: 1st year

PRO CAREER

- ✦ Has yet to make NFL debut

TRANSACTIONS

- ✦ Signed a one-year contract with Pittsburgh on May 18, 2023
- ✦ Released by Tampa Bay on May 15, 2023
- ✦ Signed a Reserve/Future contract with the Buccaneers on Jan. 17, 2023
- ✦ Signed to the Tampa Bay practice squad on Dec. 27, 2022
- ✦ Signed to the Buccaneers practice squad on Aug. 31, 2022
- ✦ Released by Tampa Bay on Aug. 30, 2022
- ✦ Signed as an undrafted free agent with the Buccaneers on May 13, 2022

COLLEGE

- ✦ Appeared in 27 games for Montana (2018-21), making 23 starts, after successfully transitioning from quarterback to offensive lineman
- ✦ Earned fourth-team All-Big Sky honors from Phil Steele, starting all 11 games in which he played during his redshirt senior season in 2021
- ✦ In 2020, the Big Sky Conference suspended the fall football season due to the COVID-19 pandemic
- ✦ Played in both of Montana's games played during the Spring of 2021
- ✦ Played in 13 games in 2019 at right tackle, starting 11, and earning a scholarship after previously joining the team as a walk-on
- ✦ Transferred to the University of Montana in 2018 and spent his redshirt sophomore year making the transition from quarterback to offensive line
- ✦ Spent his first two collegiate seasons as a quarterback at Montana State University-Northern, completing 11-of-18 passes for 181 yards and two TDs and rushing 43 times for 177 yards and three TDs

PERSONAL

- ✦ Attended Butte High School (Butte, Montana)
- ✦ Played quarterback at Butte High School, throwing for 3,124 yards and 30 TDs as a junior, while earning Class AA offensive MVP honors after leading his team to a state title
- ✦ Graduated with a degree in public administration from Montana

DYLAN COOK'S NFL REGULAR SEASON DEFENSIVE STATISTICS

DATE	TEAM	GP	GS	TACKLES							INTERCEPTIONS					O. FUMB.			ST				MISC.			
				TK	S	A	TFL	YDS	SK	YDS	QBH	NO	YDS	LG	TD	PD	FF	FR	TD	YDS	TK	S	A	FF	FR	S
2022	Buccaneers	0	0	0	0	0	0	0	0.0	0.0	0	0	0	0	0	0	0	0	0	0	0	0	0	0	0	0
2023	Steelers	0	0	0	0	0	0	0	0.0	0.0	0	0	0	0	0	0	0	0	0	0	0	0	0	0	0	0
NFL TOTALS		0	0	0	0	0	0	0	0.0	0.0	0	0	0	0	0	0	0	0	0	0	0	0	0	0	0	0

DYLAN COOK'S NFL POSTSEASON DEFENSIVE STATISTICS

DATE	TEAM	GP	GS	TACKLES							INTERCEPTIONS					O. FUMB.			ST				MISC.			
				TK	S	A	TFL	YDS	SK	YDS	QBH	NO	YDS	LG	TD	PD	FF	FR	TD	YDS	TK	S	A	FF	FR	S
2022	Buccaneers	0	0	0	0	0	0	0	0.0	0.0	0	0	0	0	0	0	0	0	0	0	0	0	0	0	0	0
NFL TOTALS		0	0	0	0	0	0	0	0.0	0.0	0	0	0	0	0	0	0	0	0	0	0	0	0	0	0	0

DYLAN COOK'S NFL REGULAR SEASON STATISTICS

DATE	TEAM	GP	GS
2022	Buccaneers	0	0
2023	Steelers	0	0
NFL TOTALS		0	0

DYLAN COOK'S NFL POSTSEASON STATISTICS

DATE	TEAM	GP	GS
2022	Buccaneers	0	0
NFL TOTALS		0	0

2023 GAME-BY-GAME REGULAR-SEASON STATISTICS (STEELERS)

DATE	OPPONENT	P/S	TACKLES							INTERCEPTIONS				O. FUMB			ST				MISC		W/L	SCORE			
			TK	S	A	SK	YDS	TFL	YDS	QBH	NO	YDS	LG	TD	PD	FF	FR	TD	YDS	TK	S	A			FF	FR	S
09/10	49ers									ON INACTIVE LIST																L	7-30
09/18	Browns									ON INACTIVE LIST																W	26-22
09/24	at Raiders									ON INACTIVE LIST																W	23-18
10/01	at Texans									DID NOT PLAY (NON-INJURY)																L	6-30
10/08	Ravens									DID NOT PLAY (NON-INJURY)																W	17-10
10/22	at Rams									ON INACTIVE LIST																W	24-17
10/29	Jaguars									ON INACTIVE LIST																L	10-20
11/02	Titans									INACTIVE																W	20-16
11/12	Packers									ON INACTIVE LIST																W	23-19
11/19	at Browns									ON INACTIVE LIST																L	10-13
11/26	at Bengals									ON INACTIVE LIST																W	16-10
12/03	Cardinals									ON INACTIVE LIST																L	10-24
2023 TOTALS			0	0	0	0	0	0	0	0	0	0	0	0	0	0	0	0	0	0	0	0	0	0	0	7-5	

2022 GAME-BY-GAME REGULAR-SEASON STATISTICS (BUCCANEERS)

DATE	OPPONENT	P/S	TACKLES							INTERCEPTIONS				O. FUMB			ST				MISC		W/L	SCORE			
			TK	S	A	SK	YDS	TFL	YDS	QBH	NO	YDS	LG	TD	PD	FF	FR	TD	YDS	TK	S	A			FF	FR	S
09/11	at Cowboys									DID NOT PLAY																W	19-3
10/16	at Steelers									PRACTICE SQUAD																L	18-20
10/23	at Panthers									PRACTICE SQUAD																L	3-21
10/27	Ravens									PRACTICE SQUAD																L	22-27
11/06	Rams									PRACTICE SQUAD																W	16-13
11/13	Seahawks									PRACTICE SQUAD																W	21-16
11/27	at Browns									PRACTICE SQUAD																L	17-23+
12/05	Saints									PRACTICE SQUAD																W	17-16
12/11	at 49ers									PRACTICE SQUAD																L	7-35
12/18	Bengals									PRACTICE SQUAD																L	23-34
12/25	at Cardinals									PRACTICE SQUAD																W	19-16+
01/01	Panthers									PRACTICE SQUAD																W	30-24
01/08	at Falcons									PRACTICE SQUAD																L	17-30
2022 TOTALS			0	0	0	0	0	0	0	0	0	0	0	0	0	0	0	0	0	0	0	0	0	0	0	6-7	


+ - Overtime

2022 GAME-BY-GAME POSTSEASON STATISTICS (BUCCANEERS)

DATE	OPPONENT	P/S	TACKLES							INTERCEPTIONS				O. FUMB			ST				MISC		W/L	SCORE			
			TK	S	A	SK	YDS	TFL	YDS	QBH	NO	YDS	LG	TD	PD	FF	FR	TD	YDS	TK	S	A			FF	FR	S
01/16	Cowboys									PRACTICE SQUAD																L	14-31
2022 TOTALS			0	0	0	0	0	0	0	0	0	0	0	0	0	0	0	0	0	0	0	0	0	0	0	0-1	

2023 GAME-BY-GAME REGULAR-SEASON STATISTICS (STEELERS)

DATE	OPPONENT	P/S																				W/L	SCORE
09/10	49ers																					L	7-30
09/18	Browns																					W	26-22
09/24	at Raiders																					W	23-18
10/01	at Texans																					L	6-30
10/08	Ravens																					W	17-10
10/22	at Rams																					W	24-17
10/29	Jaguars																					L	10-20
11/02	Titans																					W	20-16
11/12	Packers																					W	23-19
11/19	at Browns																					L	10-13
11/26	at Bengals																					W	16-10
12/03	Cardinals																					L	10-24
2023 TOTALS		0-0																				7-5	



78

HEIGHT: 6-4
WEIGHT: 327
BORN: September 13, 1997
COLLEGE: Iowa

BIRTHPLACE: Warren, OH
HOW ACQUIRED: FA '22

OFFENSIVE LINEMAN

JAMES DANIELS

PRO CAREER

- ✦ Has played in 71 games (65 starts) over his five-year NFL career (Chicago 2018-21; Pittsburgh 2022)
- ✦ Has registered 40 starts at left guard, 17 at right guard and eight at center
- ✦ Named to the 2018 ESPN.com All-Rookie team
- ✦ Made NFL debut in Week 1 of 2018 (at Green Bay)
- ✦ Made NFL starting debut in Week 8 of 2018 (vs. N.Y. Jets)

2022 (STEELERS)

- ✦ Started all 17 regular-season games at right guard
- ✦ Did not allow a sack all season, according to Pro Football Focus
- ✦ Blocked for RB Najee Harris to run for 1,000-plus yards on the season, including a season-high 111 yards in Week 17 at Baltimore
- ✦ Saw significant improvement after the Bye Week, blocking for an average of 147 rushing yards per game and allowing the team to be held under 100 yards on the ground just once in Weeks 10 through 18
- ✦ Part of an offensive line that did not allow a sack in two games and just one sack in four games
- ✦ Played all 1,160 offensive snaps

2021 (BEARS)

- ✦ Started at right guard in all 17 regular-season games
- ✦ Helped pave the way for Chicago to rush for 188 yards and three rushing TDs in the Week 4 win over the Lions
- ✦ Blocked for a Bears' running game that amassed 176 yards on the ground in Week 8 vs. San Francisco

2020 (BEARS)

- ✦ Started the first five games of the season at left guard; suffered a season-ending pectoral injury in Week 5 vs. Tampa Bay
- ✦ Helped the Bears rush for 149 yards in the Week 1 win at Detroit

2019 (BEARS)

- ✦ Started all 16 regular-season games (eight at center, eight at left guard)
- ✦ Switched from center to left guard in Week 10 vs. Detroit

2018 (BEARS)

- ✦ Appeared in all 16 regular-season games (10 starts at left guard)
- ✦ Made his first career start at left guard in Week 8 in a win over the N.Y. Jets
- ✦ Part of an offensive line that allowed just 33 sacks, tied for the third fewest in the NFC
- ✦ Started the Wild Card playoff game vs. Philadelphia (1/6/19)

TRANSACTIONS

- ✦ Signed a three-year contract with Pittsburgh on March 15, 2022
- ✦ Signed a four-year contract with Chicago on May 10, 2018
- ✦ Drafted by the Bears in the second round (39th overall) of the 2018 NFL Draft

COLLEGE

- ✦ Played in 37 games over three seasons at Iowa
- ✦ 2017 Academic All-Big Ten and Honorable Mention All-Big Ten by league coaches and media

PERSONAL

- ✦ Played football at Warren G. Harding High School in Warren, Ohio
- ✦ Earned all-state honorable mention honors as a junior and senior
- ✦ First-team All-Northeast Ohio as a junior and senior, along with first team all-conference and all-county
- ✦ Three-year football letterman as offensive and defensive lineman
- ✦ Also lettered in track, tossing shot put and discus
- ✦ Father, LeShun Sr., played at Ohio State and for the Minnesota Vikings in 1997
- ✦ Older brother, LeShun Jr., spent time with three NFL teams
- ✦ Married his wife, Erin, during the 2023 offseason

JAMES DANIELS' NFL REGULAR SEASON STATISTICS

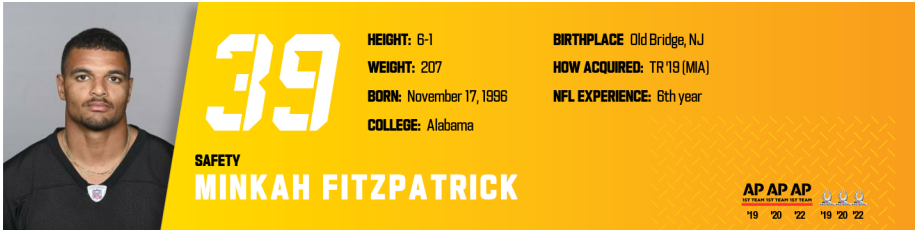
DATE	TEAM	GP	GS
2018	Bears	16	10
2019	Bears	16	16
2020	Bears	5	5
2021	Bears	17	17
2022	Steelers	17	17
2023	Steelers	10	10
NFL TOTALS		81	75

JAMES DANIELS' NFL POSTSEASON STATISTICS

DATE	TEAM	GP	GS
2018	Bears	1	1
2020	Bears	0	0
NFL TOTALS		1	1

2023 GAME-BY-GAME REGULAR-SEASON STATISTICS (STEELERS)

DATE	OPPONENT	P/S	W/L	SCORE
09/10	49ers	S	L	7-30
09/18	Browns	S	W	26-22
09/24	at Raiders	S	W	23-18
10/01	at Texans		L	6-30
10/08	Ravens		W	17-10
10/22	at Rams	S	W	24-17
10/29	Jaguars	S	L	10-20
11/02	Titans	S	W	20-16
11/12	Packers	S	W	23-19
11/19	at Browns	S	L	10-13
11/26	at Bengals	S	W	16-10
12/03	Cardinals	S	L	10-24
2023 TOTALS		10-10	7-5	



39

SAFETY
MINKAH FITZPATRICK

HEIGHT: 6-1
WEIGHT: 207
BORN: November 17, 1996
COLLEGE: Alabama

BIRTHPLACE: Old Bridge, NJ
HOW ACQUIRED: TR '19 (MA)
NFL EXPERIENCE: 6th year

AP AP AP
All-Time Team of the Year
'19 '20 '22

PRO CAREER

- † Three-time Pro Bowler (2019, 2020, 2022)
- † Three-time Associated Press First Team All-Pro (2019, 2020, 2022)
- † Has played in 79 games (74 starts) over his five-year NFL career (Dolphins 2018-19; Steelers 2018-22)
- † Has registered 443 tackles (292 solo), 47 passes defended, 19 interceptions, six tackles for loss, five fumble recoveries, four forced fumbles, four interception returns for TDs, two quarterback hits and one fumble recovery for TD
- † His five defensive TDs lead the NFL since he entered the League in 2018 and are tied for third in the NFL among active players
- † His four interceptions returned for TDs are tied with Marcus Peters for most in the NFL since he entered the League in 2018
- † His 19 interceptions rank tied for fifth in the NFL since he entered the League in 2018
- † Is the fourth player in NFL history with an interception return for TD in four of his first five seasons, joining Nate Clements, Pro Football Hall of Famer Ken Houston and Deion Jones
- † Has had three seasons for the Steelers with at least four interceptions
- † Has registered at least two passes defended in a game nine times in his career
- † Has registered at least two interceptions in a game twice in his career
- † Has registered 10 or more tackles in nine career games
- † Made NFL debut in Week 1 of 2018 (vs. Tennessee)
- † Made NFL starting debut in Week 3 of 2018 (vs. Oakland)

2022 (STEELERS)

- † Played in and started 15 regular-season games
- † Registered 92 tackles (55 solo), 10 passes defended, six interceptions, one tackle for loss, one quarterback hit and one interception returned for a TD
- † His six interceptions were the most by a Steeler in a season since Troy Polamalu in 2010 (seven), tied for the 12th-most in single-season franchise history and ranked tied-first in the League for the season
- † Finished tied-first in the League in interceptions
- † Became the first Steelers player with an interception in each of the first two games of the season since Troy Polamalu in 2010
- † Was voted the Steelers' 2022 Most Valuable Player by his teammates
- † Received Pro Bowl and Associated Press First Team All-Pro nominations for the third time in his career
- † Had three games with at least 10 tackles (14, Week 1 at Cincinnati; 11, Week 14 vs. Baltimore; 10, Week 18 vs. Cleveland)
- † Was named the AFC Defensive Player of the Week for his performance in Week 1 at Cincinnati (14 total tackles, 10 solo tackles, one interception return for TD, one pass defended and one blocked PAT)
- † Intercepted Cincinnati QB Joe Burrow on his first pass of the game for a touchdown and later blocked the Bengals game-winning PAT to send the game into overtime for a Steelers victory in Week 1
- † Intercepted New England QB Mac Jones at the Steelers' 21-yard line for a 13-yard return in Week 2 vs. New England
- † Picked off Jets QB Zach Wilson at the Jets' 38-yard line and returned it to the four-yard line, allowing the Steelers' offense to get in the end zone three plays later
- † Sealed his team's 19-16 victory at Atlanta in Week 13 by catching a game-ending interception on the first play of the Falcons' final drive
- † Had two consecutive games with interceptions in Week 16 vs. Las Vegas and Week 17 at Baltimore

2021 (STEELERS)

- † Started all 16 regular-season games
- † Recorded double digit tackles in Weeks 1 (10), 5 (10), 14 (14) and 15 (12) during the 2021 season
- † Led the team in solo tackles (84) and combined tackles (124)
- † Tipped a pass from Bengals QB Joe Burrow that was intercepted by S Terrell Edmunds for a Steelers turnover in Week 3 vs Cincinnati
- † Forced a QB Geno Smith fumble in the fourth quarter vs Seattle in Week 6
- † Recorded his first interception of the season at Cincinnati in Week 12, picking off Joe Burrow for an 18-yard return
- † Intercepted QB Lamar Jackson in Week 13 for his second interception in as many weeks

2020 (STEELERS)

- † Started all 16 regular-season games
- † Registered 79 tackles (60 solo), 11 passes defended, four interceptions, one forced fumble, one fumble recovery, one tackle for loss and one interception return for TD
- † One of two players in the NFL in 2020 with at least four interceptions, one forced fumble and one fumble recovery (Marcus Peters, Baltimore)
- † Ranked tied for sixth in the NFL with five takeaways (four interceptions, one fumble recovery) in 2020
- † Ranked tied for seventh in the NFL with four interceptions in 2020
- † Three of his six combined interceptions (four), forced fumbles (one) and fumble recoveries (one) in 2020 came inside the Steelers' red zone
- † Intercepted a pass from Browns QB Baker Mayfield at the Browns' 33-yard line and returned it for a TD that gave the Steelers a 10-0 first-quarter lead in Week 6 of 2020
- † Picked off two passes in Week 10 at Jacksonville
- † Registered an interception and fumble recovery in the 24-19 victory at Dallas in Week 9

2019 (STEELERS)

- ✦ Started all 16 regular-season games (14 for the Steelers and two for the Dolphins)
- ✦ Registered 57 tackles (36 solo) and added nine passes defended, five interceptions, two forced fumbles, one fumble recovery, one QB hit and one tackle for loss
- ✦ Involved in eight of the Steelers' 37 takeaways (five interceptions, one forced fumble and two fumble recoveries)
- ✦ His seven total takeaways (interceptions and fumble recoveries) ranked tied for most in the NFL
- ✦ His eight combined interceptions, forced fumbles and fumble recoveries ranked tied for third in the NFL
- ✦ Registered at least one interception in three consecutive games (Weeks 8-10) - tied for the fourth-longest streak in franchise history
- ✦ Ranked tied for fourth in the NFL with five interceptions in 2019
- ✦ His five interceptions in 2019 were the most by a Steeler in a single season since Troy Polamalu had seven picks in 2010
- ✦ Fitzpatrick, Marcus Peters (Baltimore), Marlon Humphrey (Baltimore), Jamal Adams (New York Jets), Jadeveon Clowney (Seattle Seahawks) and Erik Harris (Oakland) were the only players in the NFL with multiple defensive TDs in 2019
- ✦ First player in franchise history to have five or more interceptions and two or more fumble recoveries in his first or second NFL season
- ✦ First Steeler with multiple interceptions in a game since CB Brice McCain had two against Cincinnati on Dec. 28, 2014
- ✦ First NFL player to pick off a quarterback with the same last name twice in a game since Detroit Lions' CB Levi Johnson intercepted Denver Broncos QB Charley Johnson twice in Week 12 of 1974
- ✦ First player in the Super Bowl era to intercept two or more passes against a team he played for earlier that season
- ✦ Recorded a 96-yard interception return for TD (11/3/19), which was the second-longest interception return in Steelers regular season history (Martin Kottler: 99 yards, 9/27/33)
- ✦ First Steeler with defensive TDs in back-to-back weeks since Sam Washington in Week 3 and 4 of the 1984 season
- ✦ First Steeler to have a fumble return TD and a pick-six in the same season since 1996 (Carnell Lake and Ron Woodson)
- ✦ First Steeler with five interceptions in the first nine weeks of the season since S Darren Perry in 1994, and Fitzpatrick did it in just seven games
- ✦ Registered an interception in three consecutive games for the first time in his career (Weeks 9-11 in 2019), which is tied for the fourth-longest streak in franchise history
- ✦ First Steeler with an interception in three consecutive games since Troy Polamalu accomplished the feat in Weeks 11-14 of 2008
- ✦ In his first game as a Steeler, recorded five tackles (four solo), an interception, a forced fumble and a pass defended in Week 3 at San Francisco
- ✦ First Steeler to have an interception and forced fumble in the same game since William Gay vs. Indianapolis on Nov. 24, 2016
- ✦ Registered two interceptions in a single game for the first time in his career in Week 8 vs. Miami (his old team)
- ✦ First player in the Super Bowl era to intercept two or more passes against a team he played for earlier that season
- ✦ First Steeler with multiple interceptions in a game since CB Brice McCain had two against Cincinnati on Dec. 28, 2014 (W, 27-17)

2018 (DOLPHINS)

- ✦ Played in 16 regular-season games (11 starts)
- ✦ Recorded 79 tackles (50 solo), two interceptions and nine passes defended; one interception return for a TD
- ✦ His 79 tackles were 10th among NFL rookies
- ✦ Registered 10 tackles (four solo), one interception and two passes defended in Week 4 at New England
- ✦ Picked off QB Tom Brady and returned it 14 yards in the 4th quarter for his first career interception
- ✦ Recorded seven tackles (six solo) and started at CB vs. New England in Week 14
- ✦ Registered six solo tackles, one interception and two passes defended in Week 15 at Minnesota
- ✦ Intercepted QB Kirk Cousins and returned it 50 yards for a TD in the 2nd quarter vs. Vikings

TRANSACTIONS

- ✦ Signed a four-year contract extension with Pittsburgh on June 15, 2022
- ✦ Pittsburgh exercised a fifth-year option for 2022
- ✦ Acquired, via trade with Dolphins, along with Miami's fourth-round selection in the 2020 draft and seventh-round selection in the 2021 draft in exchange for the Steelers' first and fifth-round selections in the 2020 draft and the team's sixth-round pick in the 2021 draft
- ✦ Signed a four-year contract with Miami on June 1, 2018
- ✦ Drafted by the Miami Dolphins in the first round (11th overall) of the 2018 NFL Draft

COLLEGE

- ✦ Played in 42 games (38 starts) as three year-starter at Alabama (2015-17)
- ✦ Registered 171 tackles (109 solo), 4.5 sacks, nine interceptions, 35 passes defended and two forced fumbles over his collegiate career, while recording one blocked field goal and one blocked punt on special teams
- ✦ Won the Chuck Bednarik Award given to the nation's top defensive player, won the Jim Thorpe Award given to the nation's top defensive back and became just the third player in NCAA history to win both awards joining CB Charles Woodson and CB Patrick Peterson as a junior in 2017
- ✦ Unanimous first-team All-American, a first-team SEC selection, and a finalist for the Jason Witten Collegiate Man of the Year (player who demonstrates a record of leadership by exhibiting exceptional courage, integrity and sportsmanship on and off the field), the Lombardi Award (based on performance, leadership, character and resiliency), the Bronko Nagurski Trophy (best defensive player) and the Lott IMPACT Trophy (best defensive player in character and performance) in 2017
- ✦ Helped Alabama to a victory in the College Football Playoff National Championship in 2017
- ✦ First-team All-American and first-team SEC selection as well as a semi-finalist for the Jim Thorpe Award as a sophomore in 2016
- ✦ Named a Freshman All-American selection in 2015

PERSONAL

- ✦ Attended St. Peter's Prep (Jersey City, N.J.)
- ✦ Played wide receiver and defensive back
- ✦ Listed as the No. 4 cornerback in the nation coming out of high school
- ✦ Named to the 2015 Parade All-America team
- ✦ Selected to participate in the 2015 Under Armour All-America Game and Nike's 2014 "The Opening"
- ✦ 2014 second team All-USA selection by USA Today
- ✦ Earned first-team MaxPreps.com Junior All-American accolades in 2013
- ✦ Had 60 tackles and three interceptions as a senior in 2014
- ✦ Accounted for 62 tackles with four picks and 21 pass breakups as a junior in 2013 while earning first-team All-State honors (non-public) and first-team All-Hudson County honors
- ✦ Two interceptions and 12 pass breakups as a sophomore
- ✦ Ran track, placing first at the Hudson County Championships with times of 10.86 seconds and 21.66 seconds in the 100 and 200 meters, respectively

COMMUNITY

- ✦ Raised \$59,000 for KidsVoice last season through his Unshackled Foundation tackle campaign
- ✦ Worked with UPMC Children's Hospital of Pittsburgh Family Connection Center to have a holiday cookie decorating party. Also partnered with Giant Eagle to provide the families who attend groceries and gift cards
- ✦ Hosted a bike giveaway, providing 35 bikes to youth serviced by KidsVoice. In addition to the bikes, the youth also received helmets and shoes.

REGULAR SEASON COMPARISON: DEFENSIVE - NEW ENGLAND PATRIOTS

DATE	OPP	W/L	GP/GS	TACKLES					SACK	YDS.	INT	TFL	PD	QBH	TD	MISC	
				TOT	SOLO	ASST	TFL	YDS								FF	FR
9/30/18	MIA @ NE	L	S	10	4	6	0.0	0.0	0	1	0	2	0	0	0	0	0
12/9/18	MIA vs. NE	W	S	7	6	1	0.0	0.0	0	0	0	0	0	0	0	0	
9/15/19	MIA vs. NE	L	S	6	4	2	0.0	0.0	0	0	0	0	0	0	1	1	
9/18/22	PIT vs. NE	L	S	6	2	4	0.0	0.0	1	0	1	0	0	0	0	0	
TOTALS		1/3	4/4	29	16	13	0.0	0.0	2	0	3	0	0	0	1	1	

MINKAH FITZPATRICK'S NFL REGULAR SEASON DEFENSIVE STATISTICS

DATE	TEAM	GP	GS	TACKLES					INTERCEPTIONS				O. FUMB			ST			MISC								
				TK	S	A	TFL	YDS	SK	YDS	QBH	NO	YDS	LG	TD	PD	FF	FR	TD	YDS	TK	S	A	FF	FR	S	A
2018	Dolphins	16	11	79	50	29	2	5	0.0	0.0	0	2	64	50t	1	9	0	0	0	0	1	1	0	0	0	0	0
2019	Dolphins	2	1	7	4	0	0	0.0	0.0	0	0	0	0	0	1	1	0	0	0	1	1	0	0	0	0	0	
Went from Miami to Pittsburgh.																											
2019	Steelers	14	14	57	36	21	1	1	0.0	0.0	1	5	130	96t	1	9	1	2	1	79	0	0	0	0	0	0	0
2019	TOTAL	16	16	68	43	25	1	1	0.0	0.0	1	5	130	96t	1	9	2	3	1	79	1	1	0	0	0	0	0
2020	Steelers	16	16	79	60	19	1	1	0.0	0.0	0	4	77	37	1	11	1	1	0	-1	0	0	0	0	0	0	0
2021	Steelers	16	16	124	84	40	1	1	0.0	0.0	0	2	18	18	0	7	1	1	0	-1	0	0	0	0	0	0	0
2022	Steelers	15	15	96	56	40	1	4	0.0	0.0	1	6	94	34	1	11	0	0	0	0	0	0	0	0	0	0	0
2023	Steelers	8	8	59	41	18	0	0	0.0	0.0	0	0	0	0	0	2	0	0	0	0	0	0	0	0	0	0	0
NFL TOTALS		87	82	505	334	171	6	12	0.0	0.0	2	19	383	96T	4	49	4	5	1	77	2	2	0	0	0	0	0

MINKAH FITZPATRICK'S NFL POSTSEASON DEFENSIVE STATISTICS

DATE	TEAM	GP	GS	TACKLES					INTERCEPTIONS				O. FUMB			ST			MISC								
				TK	S	A	TFL	YDS	SK	YDS	QBH	NO	YDS	LG	TD	PD	FF	FR	TD	YDS	TK	S	A	FF	FR	S	A
2020	Steelers	1	1	6	4	2	0	0	0.0	0.0	0	0	0	0	0	0	0	0	0	0	0	0	0	0	0	0	0
2021	Steelers	1	1	6	5	1	0	0	0.0	0.0	0	0	0	0	0	0	0	0	0	0	0	0	0	0	0	0	0
NFL TOTALS		2	2	12	9	3	0	0	0.0	0.0	0	0	0	0	0	0	0	0	0	0	0	0	0	0	0	0	0

SINGLE-GAME HIGHS: DEFENSIVE

- | | | | |
|-------------------|--|---------------------------|---|
| Total Tackles | 14 at Cincinnati Bengals, Sep 11, 2022
14 vs. Tennessee Titans, Dec 19, 2021 | Tackles For Loss | 1 at Atlanta Falcons, Dec 04, 2022
1 vs. Denver Broncos, Oct 10, 2021
...4 more at 1. |
| Solo Tackles | 12 vs. Tennessee Titans, Dec 19, 2021
10 at Cincinnati Bengals, Sep 11, 2022 | Interceptions | 2 at Jacksonville Jaguars, Nov 22, 2020
2 vs. Miami Dolphins, Oct 28, 2019 |
| Passes Defensed | 2 vs. Cleveland Browns, Sep 18, 2023
2 vs. New York Jets, Oct 02, 2022
...8 more at 2. | Interception Return Yards | 96 vs. Indianapolis Colts, Nov 03, 2019
50 at Minnesota Vikings, Dec 16, 2018 |
| Forced Fumbles | 1 vs. Seattle Seahawks, Oct 17, 2021
1 at Baltimore Ravens, Nov 01, 2020
...2 more at 1. | Special Teams Tackles | 1 vs. Baltimore Ravens, Sep 08, 2019
1 vs. Detroit Lions, Oct 21, 2018 |
| Fumble Recoveries | 1 vs. Tennessee Titans, Dec 19, 2021
1 at Dallas Cowboys, Nov 08, 2020
...3 more at 1. | Longest Opp Fumble Return | 43 vs. Los Angeles Rams, Nov 10, 2019
36 at Cincinnati Bengals, Nov 24, 2019 |

SINGLE-GAME HIGHS - POSTSEASON: DEFENSIVE

- | | | | |
|---------------|---|--------------|---|
| Total Tackles | 6 at Kansas City Chiefs, Jan 16, 2022
6 vs. Cleveland Browns, Jan 10, 2021 | Solo Tackles | 5 at Kansas City Chiefs, Jan 16, 2022
4 vs. Cleveland Browns, Jan 10, 2021 |
|---------------|---|--------------|---|

2023 GAME-BY-GAME REGULAR-SEASON STATISTICS (STEELERS)

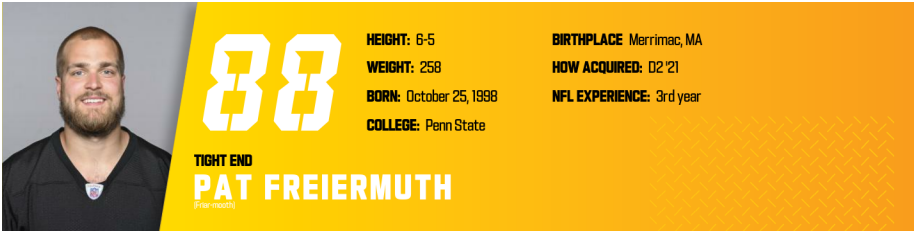
DATE	OPPONENT	P/S	TACKLES					INTERCEPTIONS				O. FUMB			ST			MISC		W/L	SCORE						
			TK	S	A	SK	YDS	TFL	YDS	QBH	NO	YDS	LG	TD	PD	FF	FR	TD	YDS			TK	S	A	FF	FR	S
09/10	49ers	S	4	3	1	0.0	0.0	0	0	0	0	0	0	0	0	0	0	0	0	0	0	0	0	0	L	7-30	
09/18	Browns	S	6	5	1	0.0	0.0	0	0	0	0	0	0	2	0	0	0	0	0	0	0	0	0	0	W	26-22	
09/24	at Raiders	S	11	7	4	0.0	0.0	0	0	0	0	0	0	0	0	0	0	0	0	0	0	0	0	0	W	23-18	
10/01	at Texans	S	11	7	4	0.0	0.0	0	0	0	0	0	0	0	0	0	0	0	0	0	0	0	0	0	L	6-30	
10/08	Ravens	S	9	7	2	0.0	0.0	0	0	0	0	0	0	0	0	0	0	0	0	0	0	0	0	0	W	17-10	
10/22	at Rams	S	11	6	5	0.0	0.0	0	0	0	0	0	0	0	0	0	0	0	0	0	0	0	0	0	W	24-17	
10/29	Jaguars	S	2	2	0	0.0	0.0	0	0	0	0	0	0	0	0	0	0	0	0	0	0	0	0	0	L	10-20	
11/02	Titans		INACTIVE																								
11/12	Packers		ON INACTIVE LIST																								
11/19	at Browns		ON INACTIVE LIST																								
11/26	at Bengals		ON INACTIVE LIST																								
12/03	Cardinals	S	5	4	1	0.0	0.0	0	0	0	0	0	0	0	0	0	0	0	0	0	0	0	0	0	L	10-24	
2023 TOTALS		8-8	59	41	18	0.0	0.0	0	0	0	0	0	0	0	2	0	0	0	0	0	0	0	0	0	0	7-5	

2019 GAME-BY-GAME REGULAR-SEASON STATISTICS (DOLPHINS/STEELERS)

DATE	OPPONENT	P/S	TACKLES							INTERCEPTIONS					O. FUMB			ST				MISC		SCORE			
			TK	S	A	SK	YDS	TFL	YDS	QBH	NO	YDS	LG	TD	PD	FF	FR	TD	YDS	TK	S	A	FF		FR	S	A
09/08	Ravens	S	5	3	2	0.0	0.0	0	0	0	0	0	0	0	0	0	0	0	1	1	0	0	0	0	0	L	10-59
09/15	Patriots	S	6	4	2	0.0	0.0	0	0	0	0	0	0	0	1	1	0	0	0	0	0	0	0	0	0	L	0-43
09/22	at Cowboys																								L	6-31	
DID NOT PLAY																											
09/30	Bengals	S	4	2	2	0.0	0.0	0	0	0	0	0	0	0	0	0	0	0	0	0	0	0	0	0	0	W	27-3
10/06	Ravens	S	7	6	1	0.0	0.0	0	0	0	0	0	0	1	0	0	0	0	0	0	0	0	0	0	0	L	23-26+
10/13	at Chargers	S	5	5	0	0.0	0.0	0	0	0	0	0	0	0	0	0	0	0	0	0	0	0	0	0	0	W	24-17
10/28	Dolphins	S	2	1	1	0.0	0.0	0	0	0	2	6	6	2	0	0	0	0	0	0	0	0	0	0	0	W	27-14
11/03	Colts	S	7	4	3	0.0	0.0	0	0	0	1	96	96	1	0	0	0	0	0	0	0	0	0	0	0	W	26-24
11/10	Rams	S	4	3	1	0.0	0.0	0	0	0	1	14	14	0	2	1	1	43	0	0	0	0	0	0	0	W	17-12
11/14	at Browns	S	2	0	2	0.0	0.0	0	0	0	0	0	0	0	0	0	0	0	0	0	0	0	0	0	0	L	7-21
11/24	at Bengals	S	6	1	5	0.0	0.0	0	0	0	0	0	0	0	0	1	0	36	0	0	0	0	0	0	W	16-10	
12/01	Browns	S	3	2	1	0.0	0.0	0	0	0	0	0	0	0	0	0	0	0	0	0	0	0	0	0	0	W	20-13
12/08	at Cardinals	S	1	2	0	0.0	0.0	1	1	0	0	0	0	0	0	0	0	0	0	0	0	0	0	0	0	W	23-17
12/15	Bills	S	2	2	0	0.0	0.0	0	0	0	0	0	0	0	0	0	0	0	0	0	0	0	0	0	0	L	10-17
12/22	at Jets	S	5	2	3	0.0	0.0	0	0	0	0	0	0	0	0	0	0	0	0	0	0	0	0	0	0	L	10-16
12/29	at Ravens	S	4	3	1	0.0	0.0	0	0	0	0	0	0	0	0	0	0	0	0	0	0	0	0	0	0	L	10-28
2019 TOTALS		15-15	63	39	24	0.0	0.0	1	1	0	4	116	96T	1	8	1	3	1	79	1	1	0	0	0	0	0	8-8
+ - Overtime																											

2018 GAME-BY-GAME REGULAR-SEASON STATISTICS (DOLPHINS)

DATE	OPPONENT	P/S	TACKLES							INTERCEPTIONS					O. FUMB			ST				MISC		SCORE				
			TK	S	A	SK	YDS	TFL	YDS	QBH	NO	YDS	LG	TD	PD	FF	FR	TD	YDS	TK	S	A	FF		FR	S	A	W/L
09/09	Titans	P	6	3	3	0.0	0.0	0	0	0	0	0	0	0	1	0	0	0	0	0	0	0	0	0	0	0	W	27-20
09/16	at Jets	P	3	2	1	0.0	0.0	0	0	0	0	0	0	0	0	0	0	0	0	0	0	0	0	0	0	0	W	20-12
09/23	Raiders	S	10	2	8	0.0	0.0	0	0	0	0	0	0	0	0	0	0	0	0	0	0	0	0	0	0	0	W	28-20
09/30	at Patriots	S	10	4	6	0.0	0.0	0	0	0	1	14	14	0	2	0	0	0	0	0	0	0	0	0	0	0	L	7-38
10/07	at Bengals	P	5	4	1	0.0	0.0	1	4	0	0	0	0	0	0	0	0	0	0	0	0	0	0	0	0	0	L	17-27
10/14	Bears	S	3	2	1	0.0	0.0	0	0	0	0	0	0	0	1	0	0	0	0	0	0	0	0	0	0	W	31-28+	
10/21	Lions	P	2	2	0	0.0	0.0	0	0	0	0	0	0	0	0	0	0	0	0	1	1	0	0	0	0	L	21-32	
10/25	at Texans	P	4	2	2	0.0	0.0	0	0	0	0	0	0	0	0	0	0	0	0	0	0	0	0	0	0	0	L	23-42
11/04	Jets	S	6	3	3	0.0	0.0	0	0	0	0	0	0	0	0	0	0	0	0	0	0	0	0	0	0	W	13-6	
11/11	at Packers	S	2	1	1	0.0	0.0	0	0	0	0	0	0	0	1	0	0	0	0	0	0	0	0	0	0	L	12-31	
11/25	at Colts	S	3	3	0	0.0	0.0	0	0	0	0	0	0	0	0	0	0	0	0	0	0	0	0	0	0	0	L	24-27
12/02	Bills	S	5	4	1	0.0	0.0	0	0	0	0	0	0	0	0	2	0	0	0	0	0	0	0	0	0	0	W	21-17
12/09	Patriots	S	7	6	1	0.0	0.0	0	0	0	0	0	0	0	0	0	0	0	0	0	0	0	0	0	0	0	W	34-33
12/16	at Vikings	S	6	6	0	0.0	0.0	0	0	0	1	50	50	1	2	0	0	0	0	0	0	0	0	0	0	0	L	17-41
12/23	Jaguars	S	5	5	0	0.0	0.0	1	1	0	0	0	0	0	0	0	0	0	0	0	0	0	0	0	0	0	L	7-17
12/30	at Bills	S	2	1	1	0.0	0.0	0	0	0	0	0	0	0	0	0	0	0	0	0	0	0	0	0	0	0	L	17-42
2018 TOTALS		16-11	79	50	29	0.0	0.0	2	5	0	2	64	50T	1	9	0	0	0	0	1	1	0	0	0	0	0	7-9	
+ - Overtime																												



88

TIGHT END
PAT FREIERMUTH
Freiermuth

HEIGHT: 6-5
WEIGHT: 258
BORN: October 25, 1998
COLLEGE: Penn State

BIRTHPLACE: Merrimac, MA
HOW ACQUIRED: D2 '21
NFL EXPERIENCE: 3rd year

PRO CAREER

- ✦ Has played in 32 career games (17 starts)
- ✦ Has caught 123 passes for 1,229 yards and nine touchdowns
- ✦ His 123 receptions are the most by a tight end in franchise history over their first two years in the NFL and sixth-most by a tight end in NFL history over their first two years in the NFL
- ✦ Tenth tight end in NFL history to reach 100 career receptions in 25 games or less
- ✦ Reached 100 career receptions in his 25th game in the NFL, which is the 10th-fewest games needed to reach 100 receptions in NFL history
- ✦ Reached 1,000 receiving yards in his 26th career games, tied for the fastest by a tight end in franchise history (Eric Green)
- ✦ His 1,229 receiving yards are the most by a tight end in franchise history over their first two years in the NFL
- ✦ His nine TD catches are the third-most by a tight end in franchise history over their first two years in the NFL and tied for the ninth-most among tight ends since the start of the 2021 season
- ✦ Made NFL debut in Week 1 of 2021 (at Buffalo)
- ✦ Made NFL starting debut in Week 1 of 2021 (at Buffalo)

2022 (STEELERS)

- ✦ Played in 16 regular-season games (eight starts)
- ✦ Registered 63 receptions (second-best on the team) for 732 yards (third-best on the team) and two touchdowns
- ✦ His 63 receptions were sixth-most by a tight end in 2022 and fourth-most in a season by a tight end in franchise history
- ✦ His 732 receiving yards were sixth-most by a tight end in 2022 and fifth-most in a season by a tight end in franchise history
- ✦ One of four tight ends in the League in 2022 with at least five games of at least 75 yards receiving (Travis Kelce, 9; George Kittle, 5; Mark Andrews, 5)
- ✦ Opened the season with his first 75 yard performance on five receptions, including a 31-yard grab for the second longest of his career, in Week 1 at Cincinnati
- ✦ Reached a career-high 85 receiving yards on seven receptions in Week 4 vs. New York Jets
- ✦ Was inactive Week 6 vs. Tampa Bay due to a concussion
- ✦ Caught a team-high eight receptions for a team-high 75 yards, including a 21-yard reception on fourth down in the fourth quarter, in Week 7 at Miami
- ✦ Recorded a team-high eight catches for 79 yards, including a 27-yard grab, in Week 11 vs. Cincinnati
- ✦ Caught a career-long 57-yard reception in Week 13 at Atlanta, the third-longest reception by a tight end in 2022 and third-longest by a Pittsburgh tight end since 2000

2021 (STEELERS)

- ✦ Played in 16 of 17 games as a rookie with nine starts
- ✦ Led NFL rookie tight ends in TD receptions (seven) and ranked second in targets (79), receptions (60), receiving yards (497), yards after the catch (247) and first downs gained (34)
- ✦ His 60 receptions in 2021 are the most by a rookie tight end in franchise history and fifth-most by a rookie tight end in NFL history
- ✦ Became the fifth rookie tight end in NFL history with 60 or more receptions in a season
- ✦ His seven receiving TDs in 2021 nearly equaled the rest of the entire rookie TE class (nine) and are tied for the most by a rookie tight end in franchise history
- ✦ His seven TD receptions are tied for the fourth-most by a rookie tight end in NFL history
- ✦ Caught his first career touchdown on a four-yard pass from QB Ben Roethlisberger in the second quarter of Week 3 vs. Cincinnati
- ✦ Reached season highs in receptions (7) and receiving yards (58) in an overtime victory in Week 6 vs. Seattle
- ✦ Registered his first multi-touchdown performance with two in Week 9 vs. Chicago
- ✦ Was inactive Week 16 at Kansas City due to a concussion

TRANSACTIONS

- ✦ Signed a four-year contract with Pittsburgh on May 25, 2021
- ✦ Drafted by the Steelers in the second round (55th overall) in the 2021 NFL Draft

COLLEGE

- ✦ Played in 30 games (26 starts) at Penn State (2018-20)
- ✦ Owns the Penn State record for career TD receptions by a tight end with 16, passing Mike Gesicki (15; 2014-17)
- ✦ Finished career tied for eighth all-time at Penn State with 16 career TD receptions with O.J. McDuffie (1988-92)
- ✦ Talled 1,185 career receiving yards to rank 26th overall and third among tight ends in program history
- ✦ Recorded 92 career receptions, tied for 20th all-time at Penn State
- ✦ Finished career catching a pass in 29 straight games, dating back to the Pitt game (9/8/18), a school-record among tight ends
- ✦ Became the 34th Nittany Lion and seventh Penn State tight end to accumulate 1,000 career receiving yards
- ✦ Nineteen career receptions of 20 or more yards
- ✦ Ranked tied for 14th in a season at Penn State and third among tight ends in TD receptions with seven
- ✦ Ranked second among Penn State tight ends and tied for 10th overall in season receiving TDs with eight in 2018
- ✦ Set the mark for most receiving touchdowns by a freshman tight end
- ✦ Named the 2020 Kwalick-Clark Big Ten Tight End of the Year, the first-ever Penn State tight end to win the award
- ✦ Earned first-team All-Big Ten by the coaches and second-team All-Big Ten by the media
- ✦ Started four games in 2020 before missing the rest of the season due to injury
- ✦ Team captain was third on the team in receptions (23) and yards (310)
- ✦ Two-time Coaching Staff Player of the Week (Indiana and Nebraska)
- ✦ Finished the season leading all Big Ten tight ends in receiving yards (310)
- ✦ Named AFCA second-team All-American in 2019
- ✦ Selected second-team All-American by The Athletic in 2019
- ✦ Fourth-team Phil Steele All-American in 2019
- ✦ Second-team All-Big Ten by the coaches and media in 2019
- ✦ Pro Football Focus first-team All-Big Ten in 2019
- ✦ Tabbed second-team All-Big Ten by the Associated Press in 2019
- ✦ Phil Steele first-team All-Big Ten in 2019
- ✦ Named the team's Most Valuable Offensive Player at the team's awards banquet in 2019
- ✦ Named John Mackey Award Tight End of the Week following the Michigan State game (10/26) in 2019
- ✦ Selected John Mackey Award Tight End of the Week following the Buffalo game (9/7)
- ✦ Team captain made 13 starts and caught 43 passes for 507 yards (both good for second on the team)
- ✦ Ranked seventh in the Big Ten with seven TD receptions, which ranked fourth among FBS tight ends

PERSONAL

- ✦ Five-year letterman at the Brooks School
- ✦ Team captain as a senior in 2017
- ✦ Helped the Bishops to the New England Preparatory School Athletic Council (NEPSAC) Class C Championship as a senior with a 7-2 record
- ✦ Claimed a first-team spot on USA Today's All-USA Massachusetts Football Team as a senior
- ✦ Named all state in 2016 as a linebacker
- ✦ Earned All-New England Class B as a junior and senior
- ✦ Chosen as NEPSAC Class C Player of the Year and ISL co-MVP
- ✦ Selected All-New England and All-HSL three times each
- ✦ Named to Boston Globe's All-Scholastics team as a senior
- ✦ Named to the Massachusetts High School Football Coaches Association All-State Super 26 Team as a linebacker in 2016
- ✦ Collected four Eagle Tribune All-Star honors in 2014, 2015, 2016, 2017
- ✦ Three-time Boston Herald All-Star (2015, 2016, 2017)
- ✦ Team MVP as a senior and caught 26 passes for 613 yards and seven TDs
- ✦ Tabbed a four-star recruit by all three major recruiting outlets – 247Sports, ESPN and Rivals
- ✦ Ranked as the No. 2 player in Massachusetts, No. 13 tight end and No. 323 overall prospect by 247Sports
- ✦ Ranked as the No. 289 overall prospect, No. 8 tight end, No. 1 in Massachusetts and No. 31 in the region by ESPN
- ✦ Ranked the 148 overall prospect in the country, No. 6 tight end and No. 1 player in Massachusetts by Rivals
- ✦ Full name is Patrick John Freiermuth
- ✦ Son of Dianne and John Freiermuth
- ✦ Has one brother, Tim, and one sister, Megan
- ✦ Father, John, played basketball at St. Anselm
- ✦ Brother, Tim, was an offensive lineman on the Springfield College football team
- ✦ Born Oct. 25, 1998 in Newburyport, Massachusetts

COMMUNITY SERVICE

- ✦ Provided a holiday shopping trip for kids from the North Hills area
- ✦ As a rookie, helped with Mike Tomlin's Thanksgiving distribution, distributed backpacks for a back to school event with the Charlie Batch Foundation, and packed nonperishables for Greater Pittsburgh Community Food Bank
- ✦ Served as the keynote speaker for the Brockway Youth Sports Luncheon

REGULAR SEASON COMPARISON: RECEIVING - NEW ENGLAND PATRIOTS

DATE	OPP	W/L	GP/GS	REC	YDS.	AVG.	TD	LG	TGTS	YAC
9/18/22	PIT vs. NE	L	S	4	22	5.5	1	8t	7	19
TOTALS		0/1	1/1	4	22	5.5	1	8t	7	19

PAT FREIERMUTH'S NFL REGULAR SEASON RUSHING/RECEIVING STATISTICS

DATE	TEAM	RECEIVING					RUSHING						
		GP	GS	NO.	YDS.	AVG.	LG	TD	NO.	YDS.	AVG.	LG	TD
2021	Steelers	16	9	60	497	8.3	24	7	0	0	0.0	0	0
2022	Steelers	16	8	63	732	11.6	57	2	0	0	0.0	0	0
2023	Steelers	7	7	21	209	10.0	29	2	0	0	0.0	0	0
NFL TOTALS		39	24	144	1,438	10.0	57	11	0	0	0.0	0	0

PAT FREIERMUTH'S NFL POSTSEASON RUSHING/RECEIVING STATISTICS

DATE	TEAM	GP	GS	RECEIVING					RUSHING				
				NO.	YDS.	AVG.	LG	TD	NO.	YDS.	AVG.	LG	TD
2021	Steelers	1	1	4	25	6.3	9	0	0	0	0.0	0	0
NFL TOTALS		1	1	4	25	6.3	9	0	0	0	0.0	0	0

PAT FREIERMUTH'S NFL REGULAR SEASON RETURN STATISTICS

DATE	TEAM	KICKOFF RETURNS					PUNT RETURNS					
		RET.	YDS.	AVG.	LG	TD	NO.	FC	YDS.	AVG.	LG	TD
2021	Steelers	0	0	0.0	0	0	0	0	0	0.0	0	0
2022	Steelers	0	0	0.0	0	0	0	0	0	0.0	0	0
2023	Steelers	0	0	0.0	0	0	0	0	0	0.0	0	0
NFL TOTALS		0	0	0.0	0	0	0	0	0	0.0	0	0

PAT FREIERMUTH'S NFL POSTSEASON RETURN STATISTICS

DATE	TEAM	KICKOFF RETURNS					PUNT RETURNS					
		RET.	YDS.	AVG.	LG	TD	NO.	FC	YDS.	AVG.	LG	TD
2021	Steelers	0	0	0.0	0	0	0	0	0	0.0	0	0
NFL TOTALS		0	0	0.0	0	0	0	0	0	0.0	0	0

SINGLE-GAME HIGHS: RECEIVING

Receptions	8 vs. Cincinnati Bengals, Nov 20, 2022 8 at Miami Dolphins, Oct 23, 2022	Receiving TDs	2 vs. Chicago Bears, Nov 08, 2021 1 at Las Vegas Raiders, Sep 24, 2023 ...8 more at 1.
Receiving Yards	120 at Cincinnati Bengals, Nov 26, 2023 85 vs. New York Jets, Oct 02, 2022	All-Purpose Yards	120 at Cincinnati Bengals, Nov 26, 2023 85 vs. New York Jets, Oct 02, 2022
Receiving Average	25.3 at Atlanta Falcons, Dec 04, 2022 15.0 at Cincinnati Bengals, Sep 11, 2022	Most TDs	2 vs. Chicago Bears, Nov 08, 2021 1 at Las Vegas Raiders, Sep 24, 2023 ...8 more at 1.
Longest Receptions	57 at Atlanta Falcons, Dec 04, 2022 31 at Cincinnati Bengals, Sep 11, 2022	Miscellaneous Tackles	1 vs. Cleveland Browns, Jan 03, 2022

SINGLE-GAME HIGHS - POSTSEASON: RECEIVING

Receptions	4 at Kansas City Chiefs, Jan 16, 2022	Longest Receptions	9 at Kansas City Chiefs, Jan 16, 2022
Receiving Yards	25 at Kansas City Chiefs, Jan 16, 2022		8 at Kansas City Chiefs, Jan 16, 2022
Receiving Average	6.3 at Kansas City Chiefs, Jan 16, 2022		5 at Kansas City Chiefs, Jan 16, 2022
		All-Purpose Yards	3 at Kansas City Chiefs, Jan 16, 2022 25 at Kansas City Chiefs, Jan 16, 2022

100-YARD RECEIVING GAMES (1): REGULAR SEASON

DATE	TEAM	NO.	YDS.	AVG.	LG	TD
11/26/23	at Bengals	9	120	13.3	29	0

2023 GAME-BY-GAME REGULAR-SEASON STATISTICS (STEELERS)

DATE	OPPONENT	P/S	RECEIVING					RUSHING					W/L	SCORE
			NO.	YDS.	AVG.	LG	TD	NO.	YDS.	AVG.	LG	TD		
09/10	49ers	S	1	3	3.0	3t	1	0	0	0.0	0	0	L	7-30
09/18	Browns	S	1	2	2.0	2	0	0	0	0.0	0	0	W	26-22
09/24	at Raiders	S	3	41	13.7	14	1	0	0	0.0	0	0	W	23-18
10/01	at Texans	S	3	7	2.3	9	0	0	0	0.0	0	0	L	6-30
10/08	Ravens												W	17-10
10/22	at Rams												W	24-17
10/29	Jaguars												L	10-20
11/02	Titans												W	20-16
11/12	Packers												W	23-19
11/19	at Browns	S	1	7	7.0	7	0	0	0	0.0	0	0	L	10-13
11/26	at Bengals	S	9	120	13.3	29	0	0	0	0.0	0	0	W	16-10
12/03	Cardinals	S	3	29	9.7	12	0	0	0	0.0	0	0	L	10-24
2023 TOTALS		7-7	21	209	10.0	29	2	0	0	0.0	0	0	7-5	

2022 GAME-BY-GAME REGULAR-SEASON STATISTICS (STEELERS)

DATE	OPPONENT	P/S	RECEIVING					RUSHING					W/L	SCORE
			NO.	YDS.	AVG.	LG	TD	NO.	YDS.	AVG.	LG	TD		
09/11	at Bengals	S	5	75	15.0	31	0	0	0	0.0	0	0	W	23-20+
09/18	Patriots	S	4	22	5.5	8t	1	0	0	0.0	0	0	L	14-17
09/22	at Browns	S	2	41	20.5	26	0	0	0	0.0	0	0	L	17-29
10/02	Jets	S	7	85	12.1	24	0	0	0	0.0	0	0	L	20-24
10/09	at Bills	P	2	12	6.0	8	0	0	0	0.0	0	0	L	3-38
10/16	Buccaneers						ON INACTIVE LIST					W	20-18	
10/23	at Dolphins	P	8	75	9.4	21	0	0	0	0.0	0	0	L	10-16
10/30	at Eagles	P	4	57	14.3	21	0	0	0	0.0	0	0	L	13-35
11/13	Saints	S	4	36	9.0	12	0	0	0	0.0	0	0	W	20-10
11/20	Bengals	P	8	79	9.9	27	0	0	0	0.0	0	0	L	30-37
11/28	at Colts	P	3	39	13.0	17	0	0	0	0.0	0	0	W	24-17
12/04	at Falcons	S	3	76	25.3	57	0	0	0	0.0	0	0	W	19-16
12/11	Ravens	S	3	33	11.0	14	1	0	0	0.0	0	0	L	14-16
12/18	at Panthers	P	0	0	0.0	0	0	0	0	0.0	0	0	W	24-16
12/24	Raiders	S	7	66	9.4	17	0	0	0	0.0	0	0	W	13-10
01/01	at Ravens	P	3	36	12.0	20	0	0	0	0.0	0	0	W	16-13
01/08	Browns	P	0	0	0.0	0	0	0	0	0.0	0	0	W	28-14
2022 TOTALS		16-8	63	732	11.6	57	2	0	0	0.0	0	0	9-8	

+ - Overtime

2021 GAME-BY-GAME REGULAR-SEASON STATISTICS (STEELERS)

DATE	OPPONENT	P/S	RECEIVING					RUSHING					W/L/T	SCORE
			NO.	YDS.	AVG.	LG	TD	NO.	YDS.	AVG.	LG	TD		
09/12	at Bills	S	1	24	24.0	24	0	0	0	0.0	0	0	W	23-16
09/19	Raiders	S	4	36	9.0	14	0	0	0	0.0	0	0	L	17-26
09/26	Bengals	P	3	22	7.3	15	1	0	0	0.0	0	0	L	10-24
10/03	at Packers	S	1	11	11.0	11	0	0	0	0.0	0	0	L	17-27
10/10	Broncos	P	2	7	3.5	4	0	0	0	0.0	0	0	W	27-19
10/17	Seahawks	P	7	58	8.3	12	0	0	0	0.0	0	0	W	23-20+
10/31	at Browns	P	4	44	11.0	22	1	0	0	0.0	0	0	W	15-10
11/08	Bears	S	5	43	8.6	13	2	0	0	0.0	0	0	W	29-27
11/14	Lions	S	5	31	6.2	10	0	0	0	0.0	0	0	T	16-16
11/21	at Chargers	S	4	11	2.8	5t	1	0	0	0.0	0	0	L	37-41
11/28	at Bengals	S	4	40	10.0	15t	1	0	0	0.0	0	0	L	10-41
12/05	Ravens	S	3	26	8.7	17	0	0	0	0.0	0	0	W	20-19
12/09	at Vikings	P	2	32	16.0	17	1	0	0	0.0	0	0	L	28-36
12/19	Titans	S	4	37	9.3	14	0	0	0	0.0	0	0	W	19-13
12/26	at Chiefs						ON INACTIVE LIST					L	10-36	
01/03	Browns	P	5	22	4.4	12	0	0	0	0.0	0	0	W	26-14
01/09	at Ravens	P	6	53	8.8	14	0	0	0	0.0	0	0	W	16-13+
2021 TOTALS		16-9	60	497	8.3	24	7	0	0	0.0	0	0	9-7-1	

+ - Overtime



44

LINEBACKER

MARKUS GOLDEN

HEIGHT: 6-3
 WEIGHT: 260
 BORN: March 13, 1991
 COLLEGE: Missouri

BIRTHPLACE: St. Louis, MO
 HOW ACQUIRED: FA '23
 NFL EXPERIENCE: 9th year

PRO CAREER

- ✦ Has played in 111 games (68 starts) over his eight-year NFL career (Arizona 2015-18, 2020-22; N.Y. Giants 2019-20)
- ✦ Registered 323 tackles (206 solo), 47.0 sacks, 130 quarterback hits, 62 tackles for loss, one interception, seven passes defended, 11 forced fumbles and five fumble recoveries
- ✦ His 47.0 career sacks are tied for the 23rd-most of any active NFL player
- ✦ Made NFL debut in Week 1 of 2015 (vs. New Orleans)
- ✦ Made NFL starting debut in Week 6 of 2015 (at Pittsburgh)
- ✦ Recorded 48 tackles, 11.0 sacks, 10 tackles for loss, 19 quarterback hits, four forced fumbles (three strip sacks) and two fumble recoveries in 2021
- ✦ Joined NFL Defensive Player of the Year T.J. Watt as the only players in the NFL with 10 or more sacks, four or more forced fumbles and two or more fumble recoveries in 2021
- ✦ Registered 2.0+ sacks in a game three times in 2021
- ✦ Recorded four such games in his first six NFL seasons combined (2015-20)
- ✦ The 2021 season was Golden's third with 10.0 or more sacks and his second as a member of the Cardinals (12.5 in 2016)
- ✦ Dating back to 2016, only Pro Bowl pass rushers Chandler Jones (5), Myles Garrett (4), Joey Bosa (4), Cameron Jordan (4) and T.J. Watt (4) have more seasons with 10.0 or more sacks
- ✦ Set single-season career highs in tackles (72) and QB hits (27) while leading the Giants with 10.0 sacks during his first season with New York in 2019
- ✦ Had career highs with 12.5 sacks (tied for third in the NFL), 16 tackles for loss and four forced fumbles during breakout campaign with the Cardinals in 2016

2022 (CARDINALS)

- ✦ Played in all 17 regular-season games (14 starts)
- ✦ Registered 48 tackles (22 solo), 2.5 sacks, 20 quarterback hits and seven tackles for loss
- ✦ Recorded four tackles, including one for loss, at Carolina in Week 4
- ✦ Recorded eight tackles with a sack, two tackles for loss and a quarterback hit in his 100th career NFL game at Seattle in Week 6
- ✦ Recorded four tackles, two quarterback hits and one tackle for loss at Minnesota in Week 8
- ✦ Registered six tackles, 0.5 sacks, four quarterback hits and one tackle for loss vs. Seattle in Week 9
- ✦ Recorded seven tackles, 1.0 sack, one tackle for loss and one quarterback hit at Denver in Week 14

2021 (CARDINALS)

- ✦ Saw action in 16 regular-season games (five starts) and led the team with 11.0 sacks while adding 48 tackles (33 solo), 10 tackles for loss, 19 quarterback hits, four forced fumbles and two fumble recoveries
- ✦ Tied for 11th in the NFL in sacks, tied for seventh in forced fumbles and tied for eighth in fumble recoveries
- ✦ Recorded three tackles, 1.0 sack and a forced fumble for a defense that held Minnesota to just three second half points in Week 2
- ✦ Registered two tackles, 1.0 sack, one tackle for loss and two quarterback hits at Jacksonville in Week 3
- ✦ Tallied five tackles, 2.0 sacks, two quarterback hits, one tackle for loss and one forced fumble at Cleveland in Week 6
- ✦ Joined Steelers LB T.J. Watt as the only NFL players with at least 4.0 sacks and three forced fumbles through six games
- ✦ Registered three tackles (two solo), 2.0 sacks, one tackle for loss, three quarterback hits, one forced fumble and one fumble recovery for a defense that held the Texans to just 42 rushing yards and shut them out in the second half vs. Houston in Week 7
- ✦ His fumble and own recovery resulted in an Arizona TD on the ensuing drive
- ✦ Recorded five tackles (two solo) and two quarterback hits vs. Green Bay in Week 8
- ✦ Registered five tackles (three solo), a career-high 3.0 sacks, three tackles for loss and three quarterback hits for a defense that held the NFL's 10th-ranked rushing offense to just 39 yards on 11 carries at San Francisco in Week 9
- ✦ Recorded three solo tackles and added 1.0 sack, two tackles for loss and one quarterback hit for a defense that held the Seahawks to just 13 points and has allowed 20 or fewer points an NFL-leading eight games through Week 11
- ✦ Reached 10.0 sacks, marking his third career season with 10.0+ sacks and his second with the Cardinals (2016)
- ✦ Registered eight tackles (all solo), 1.0 sack, two tackles for loss and two quarterback hits at Detroit in Week 14

2020 (GIANTS/CARDINALS)

- ✦ Played nine regular-season games (eight starts) with Arizona and recorded 25 tackles, four tackles for loss, 3.0 sacks, 15 quarterback hits, one interception, one forced fumble and one fumble recovery after being acquired by the Cardinals in a Week 7 trade with the N.Y. Giants
- ✦ Registered 10 tackles, 1.5 sacks, two tackles for loss, six quarterback hits and one pass defended in seven games (one start) for the Giants
- ✦ Recorded three tackles, 0.5 sacks and two quarterback hits at Dallas in Week 5
- ✦ Registered five tackles, 1.0 sack and one pass defended in his return to Arizona vs. Miami in Week 9
- ✦ Recorded a team-high three quarterback hits on Thursday Night Football at Seattle in Week 11
- ✦ Registered three tackles, one tackle for loss and his first career interception at New England in Week 12
- ✦ Posted three QB hits and two solo tackles, including a third-down stop to force a field goal in the third quarter vs. L.A. Rams in Week 13
- ✦ Tallied two tackles, 1.0 sack, one quarterback hit, one forced fumble and one fumble recovery at N.Y. Giants in Week 14
- ✦ Registered five tackles, one tackle for loss and one quarterback hit vs. Philadelphia in Week 15

2019 (GIANTS)

- Started all 16 regular-season games and led the Giants with 10.0 sacks while setting career highs in tackles (72) and quarterback hits (27)
- First Giants player with double-digit sacks since Jason Pierre-Paul (12.5 in 2014) and the first Giants LB to accomplish the feat since Lawrence Taylor had 10.5 in 1990
- Totaled six tackles, 1.0 sack and two quarterback hits vs. Buffalo in Week 2
- Tallied five tackles, 2.0 sacks and four quarterback hits at Tampa Bay in Week 3
- Returned a Tom Brady fumble 42 yards for his first career TD at New England in Week 6
- Registered three tackles, 0.5 sacks, one quarterback hit and one fumble recovery against the Patriots
- Recorded four tackles, 1.0 sack, two tackles for loss and two quarterback hits at N.Y. Jets in Week 10
- Collected four tackles, matched a career-high with three tackles for loss and sacked QB Mitch Trubisky on third-and-10 to force a punt at Chicago in Week 12
- Registered a season-high eight tackles and one quarterback vs. Green Bay in Week 13
- Recorded a season-high four quarterback hits and sacked QB Carson Wentz for a 12-yard loss on third-and-13 to end the Eagles opening possession at Philadelphia in Week 14

2018 (CARDINALS)

- Played in, and started, 11 regular-season games
- Registered 30 tackles (25 solo), five tackles for loss, 2.5 sacks, two passes defended and six quarterback hits
- Returned to the starting lineup vs. Chicago in Week 3 after missing 14 games due to a knee injury suffered the previous season

2017 (CARDINALS)

- Started the first four games of the season and registered 11 tackles, one tackle for loss and four quarterback hits before suffering a season-ending knee injury
- Registered four tackles and a quarterback hit at Indianapolis in Week 2
- Recorded three tackles, one for loss and three quarterback hits vs. Dallas in Week 3

2016 (CARDINALS)

- Played in all 16 regular-season games (three starts) and tied for third in the NFL with a career-high and team-leading 12.5 sacks
- Led the team with 16 tackles for loss and tied for the team lead with four forced fumbles
- First player in franchise history with at least one sack in each of the first five games of a season and finished the year with at least one sack in each of the final four contests
- Combined with Chandler Jones (11.0) to become the Cardinals' first double-digit sacks duo since 1984 and just the third in franchise history
- Registered 51 tackles (41 solo), one pass defended, one fumble recovery and 22 quarterback hits
- Recorded two tackles, one for loss, 1.0 sack and one forced fumble of Jimmy Garoppolo in the second quarter that led to a Cardinals' touchdown vs. New England in Week 1
- Collected two tackles, one for loss and 1.0 sack vs. L.A. Rams in Week 4
- Registered at least 1.0 sack in his fourth straight game, joining Chandler Jones as the only players in team history with a sack in each of a season's first four games
- Recorded a career-high 10 tackles and 2.0 sacks while adding two tackles for loss and three quarterback hits at San Francisco in Week 5
- First player in team history with at least 1.0 sack in each of first five games of a season
- First player with 10.0+ sacks in a season for the Cardinals since John Abraham (11.5 in 2013)
- Registered a career-best 2.5 sacks, a team-high three tackles for loss, three quarterback hits, one pass defended and one forced fumble at L.A. Rams in Week 17

2015 (CARDINALS)

- Played in 15 regular-season games (six starts) and registered 30 tackles (20 solo), 4.0 sacks, 12 quarterback hits, four tackles for loss, two forced fumbles and one special teams tackle
- Started both playoff games and had 10 tackles and one quarterback hit
- Recorded three tackles in his NFL debut vs. New Orleans in Week 1
- Registered two tackles and his first career sack at Chicago in Week 2
- Made first career start and recorded a season-high six tackles, including two for loss at Pittsburgh in Week 6
- Notched three tackles, one for loss and contributed 0.5 sacks to the Cardinals third-best single-game sacks total (9.0) in franchise history vs. Green Bay in Week 16
- Marked the team's most sacks in a game since recording 10.0 at Philadelphia in 1986
- Registered three tackles and one quarterback hit in the Divisional Playoff vs. Green Bay
- Recorded seven tackles, including one for loss, in NFC Championship Game at Carolina

TRANSACTIONS

- Signed a one-year contract with Pittsburgh on May 24, 2023
- Released by Arizona on March 10, 2023
- Signed a one-year contract extension with the Cardinals on Sept. 9, 2022
- Signed a two-year contract with Arizona on March 18, 2021
- Traded to the N.Y. Giants on Oct. 23, 2020 for a sixth-round pick (201st overall, Rodarius Williams) in the 2021 NFL Draft
- Signed a one-year contract with the Giants on March 14, 2019
- Signed a four-year contract with the Cardinals on May 14, 2015
- Drafted by Arizona in the second round (58th overall) in the 2015 NFL Draft

COLLEGE

- In three seasons at Missouri (2012-14), appeared in 39 games (13 starts) and registered 143 tackles, 33 tackles for loss, 16.5 sacks, five forced fumbles, five fumble recoveries and one interception
- Returned a fumble recovery 30 yards for a TD (2014) and his only career interception 70 yards for a TD (2013)
- Voted a team co-captain by his teammates as a senior in 2014
- Started 13 games and earned second-team All-SEC honors from the league's coaches and was an Associated Press honorable mention All-SEC selection as well
- Registered 78 tackles, 20 tackles for loss, 10.0 sacks, three forced fumbles, three fumble recoveries and 12 quarterback hurries in 2014
- Earned MVP honors at the Citrus Bowl with a game-high 10 tackles, four tackles for loss, one forced fumble and 1.5 sacks
- Led Missouri's defensive lineman with 55 tackles in 2013, adding 13 tackles for loss and 6.5 sacks with eight passes defended
- Appeared in all 12 games in 2012, playing primarily on special teams in his first season with Missouri after transferring from Hutchinson Junior College
- Recorded 90 tackles, 26 for loss, 10.0 sacks, five forced fumbles and a pair of interceptions as a freshman at Hutchinson JC in 2010

PERSONAL

- Record-setting running back and linebacker at Affton (St. Louis, Mo.) High School
- As a senior in 2011, ran for a record 2,264 yards and 30 TDs while collecting 108 tackles and 10.0 sacks
- Registered a school-record 168 tackles and 16.0 sacks as a junior in 2010, while rushing for 1,139 yards and 16 TDs
- Team captain each of his final two years
- His high school number (#2) was retired in May 2015
- Hosted his fifth annual free youth football camp in his hometown of St. Louis in June of 2023

REGULAR SEASON COMPARISON: DEFENSIVE - NEW ENGLAND PATRIOTS

DATE	OPP	W/L	GP/GS	TACKLES					SACK	YDS.	INT	TFL	PD	QBH	TD	MISC		
				TOT	SOLO	ASST	FF	FR								FF	FR	FR
9/11/16	ARZ vs. NE	L	P	2	2	0	0	1.0	2.0	0	1	0	0	0	1	0	0	
10/10/19	NYG @ NE	L	S	3	0	3	0	0.5	3.5	0	0	0	1	1	0	1		
11/29/20	ARZ @ NE	L	S	3	2	1	0	0.0	0.0	1	1	1	0	0	0	0		
12/12/22	ARZ vs. NE	L	S	2	1	1	0	0.0	0.0	0	1	0	0	0	0	0		
TOTALS			0/4	4/3	10	5	5	1.5	5.5	1	3	1	1	1	1	1	1	

MARKUS GOLDEN'S NFL REGULAR SEASON DEFENSIVE STATISTICS

DATE	TEAM	GP	GS	TK	S	TACKLES				YDS	QBH	INTERCEPTIONS				O. FUMB			ST			MISC													
						A	TFL	YDS	SK			NO	YDS	LG	TD	PD	FF	FR	TD	YDS	TK	S	A	FF	FR	S	A								
2015	Cardinals	15	6	30	20	10	4	11	4.0	29.0	12	0	0	0	2	0	0	0	0	0	0	0	0	0	0	0	0	0	0	0	0	0	0	0	
2016	Cardinals	16	3	51	41	10	16	93	12.5	96.5	22	0	0	0	1	4	1	0	20	0	0	0	0	0	0	0	0	0	0	0	0	0	0	0	
2017	Cardinals	4	4	11	11	0	1	8	0.0	0.0	4	0	0	0	0	0	0	0	0	0	0	0	0	0	0	0	0	0	0	0	0	0	0	0	
2018	Cardinals	11	11	30	25	5	5	14	2.5	17.0	6	0	0	0	2	0	0	0	0	0	0	0	0	0	0	0	0	0	0	0	0	0	0	0	
2019	Giants	16	16	72	37	35	13	60	10.0	71.5	27	0	0	0	0	0	1	1	42	0	0	0	0	0	0	0	0	0	0	0	0	0	0	0	
2020	Giants	7	1	10	4	6	2	10	1.5	8.5	6	0	0	0	1	0	0	0	0	0	0	0	0	0	0	0	0	0	0	0	0	0	0	0	
2020	Cardinals	9	8	23	13	10	4	32	3.0	25.0	14	1	1	1	0	2	1	1	0	30	0	0	0	0	0	0	0	0	0	0	0	0	0	0	
2020	TOTAL	16	9	33	17	16	6	42	4.5	33.5	20	1	1	1	0	3	1	1	30	0	0	0	0	0	0	0	0	0	0	0	0	0	0	0	
2021	Cardinals	16	5	48	33	15	10	57	11.0	50.0	19	0	0	0	1	4	2	0	0	0	0	0	0	0	0	0	0	0	0	0	0	0	0	0	0
2022	Cardinals	17	14	48	22	26	7	21	2.5	14.5	20	0	0	0	0	0	0	0	0	0	0	0	0	0	0	0	0	0	0	0	0	0	0	0	0
2023	Steelers	12	0	11	9	2	3	16	3.0	16.0	5	0	0	0	0	0	0	0	0	0	0	0	0	0	0	0	0	0	0	0	0	0	0	0	
NFL TOTALS		123	68	334	215	119	65	322	50.0	328.0	135	1	1	1	0	7	11	5	1	92	1	1	0	0	0	0	0	0	0	0	0	0	0	0	0

MARKUS GOLDEN'S NFL POSTSEASON DEFENSIVE STATISTICS

DATE	TEAM	GP	GS	TK	S	TACKLES				YDS	QBH	INTERCEPTIONS				O. FUMB			ST			MISC												
						A	TFL	YDS	SK			NO	YDS	LG	TD	PD	FF	FR	TD	YDS	TK	S	A	FF	FR	S	A							
2015	Cardinals	2	2	10	4	6	1	1	0.0	0.0	1	0	0	0	0	0	0	0	0	0	0	0	0	0	0	0	0	0	0	0	0	0	0	
2021	Cardinals	1	0	3	2	1	1	7	1.0	7.0	1	0	0	0	0	0	0	0	0	0	0	0	0	0	0	0	0	0	0	0	0	0	0	0
NFL TOTALS		3	2	13	6	7	2	8	1.0	7.0	2	0	0	0	0	0	0	0	0	0	0	0	0	0	0	0	0	0	0	0	0	0	0	0

SINGLE-GAME HIGHS: DEFENSIVE

Total Tackles	10 at San Francisco 49ers, Oct 06, 2016 8 at Seattle Seahawks, Oct 16, 2022 ...2 more at 8.	Tackles For Loss	3 at San Francisco 49ers, Nov 07, 2021 3 at Chicago Bears, Nov 24, 2019 ...1 more at 3.
Solo Tackles	8 at Detroit Lions, Dec 19, 2021 7 vs. San Francisco 49ers, Oct 28, 2018 ...1 more at 7.	Interceptions	1 at New England Patriots, Nov 29, 2020
Sacks	3.0 at San Francisco 49ers, Nov 07, 2021 2.5 at Los Angeles Rams, Jan 01, 2017	Interception Return Yards	1 at New England Patriots, Nov 29, 2020
Passes Defensed	1 at Tennessee Titans, Sep 12, 2021 1 at New England Patriots, Nov 29, 2020 ...5 more at 1.	Special Teams Tackles	1 vs. St. Louis Rams, Oct 04, 2015
Forced Fumbles	1 vs. Houston Texans, Oct 24, 2021 1 at Cleveland Browns, Oct 17, 2021 ...9 more at 1.	Longest Opp Fumble Return	42 at New England Patriots, Oct 10, 2019
Fumble Recoveries	1 vs. Houston Texans, Oct 24, 2021 1 at Tennessee Titans, Sep 12, 2021 ...3 more at 1.		30 at New York Giants, Dec 13, 2020

SINGLE-GAME HIGHS - POSTSEASON: DEFENSIVE

Total Tackles	7 at Carolina Panthers, Jan 24, 2016 3 at Los Angeles Rams, Jan 17, 2022 3 vs. Green Bay Packers, Jan 16, 2016	Sacks	1.0 at Los Angeles Rams, Jan 17, 2022
Solo Tackles	2 at Los Angeles Rams, Jan 17, 2022 2 at Carolina Panthers, Jan 24, 2016 2 vs. Green Bay Packers, Jan 16, 2016	Tackles For Loss	1 at Los Angeles Rams, Jan 17, 2022 1 at Carolina Panthers, Jan 24, 2016

2023 GAME-BY-GAME REGULAR-SEASON STATISTICS (STEELERS)

Table with columns: DATE, OPPONENT, P/S, TACKLES (TK, S, A, SK, YDS, TFL, YDS, QBH), INTERCEPTIONS (NO, YDS, LG, TD, PD), O. FUMB (FF, FR, TD, YDS), ST (TK, S, A, FF, FR), MISC (S, A), W/L, SCORE. Rows include games against 49ers, Browns, Raiders, Texans, Ravens, Rams, Jaguars, Titans, Packers, Bengals, Cardinals, and a 2023 TOTALS row.

2022 GAME-BY-GAME REGULAR-SEASON STATISTICS (CARDINALS)

Table with columns: DATE, OPPONENT, P/S, TACKLES (TK, S, A, SK, YDS, TFL, YDS, QBH), INTERCEPTIONS (NO, YDS, LG, TD, PD), O. FUMB (FF, FR, TD, YDS), ST (TK, S, A, FF, FR), MISC (S, A), W/L, SCORE. Rows include games against Chiefs, Raiders, Rams, Panthers, Eagles, Seahawks, Saints, Vikings, Seahawks, Rams, 49ers, Chargers, Patriots, Broncos, Buccaneers, Falcons, and a 2022 TOTALS row.

2021 GAME-BY-GAME REGULAR-SEASON STATISTICS (CARDINALS)

Table with columns: DATE, OPPONENT, P/S, TACKLES (TK, S, A, SK, YDS, TFL, YDS, QBH), INTERCEPTIONS (NO, YDS, LG, TD, PD), O. FUMB (FF, FR, TD, YDS), ST (TK, S, A, FF, FR), MISC (S, A), W/L, SCORE. Rows include games against Titans, Vikings, Jaguars, Rams, 49ers, Browns, Texans, Packers, 49ers, Panthers, Seahawks, Bears, Rams, Lions, Colts, Cowboys, Seahawks, and a 2021 TOTALS row.

2020 GAME-BY-GAME REGULAR-SEASON STATISTICS (GIANTS/CARDINALS)

Table with columns: DATE, OPPONENT, P/S, TACKLES (TK, S, A, SK, YDS, TFL, YDS, QBH), INTERCEPTIONS (NO, YDS, LG, TD, PD), O. FUMB (FF, FR, TD, YDS), ST (TK, S, A, FF, FR), MISC (S, A), W/L, SCORE. Rows include games against Steelers, Bears, 49ers, Rams, Cowboys, Football Team, Eagles, Dolphins, Bills, Seahawks, Patriots, Rams, Giants, Eagles, 49ers, Rams, and a 2020 TOTALS row.

2015 GAME-BY-GAME REGULAR-SEASON STATISTICS (CARDINALS)

DATE	OPPONENT	P/S	TACKLES							INTERCEPTIONS					O. FUMB			ST				MISC		W/L	SCORE			
			TK	S	A	SK	YDS	TFL	YDS	QBH	NO	YDS	LG	TD	PD	FF	FR	TD	YDS	TK	S	A	FF			FR	S	A
09/13	Saints	P	3	1	2	0.0	0.0	0	0	1	0	0	0	0	0	0	0	0	0	0	0	0	0	0	0	0	W	31-19
09/20	at Bears	P	1	0	1	0.5	5.0	0	0	1	0	0	0	0	0	0	0	0	0	0	0	0	0	0	0	W	48-23	
09/27	49ers	P	1	1	0	0.0	0.0	0	0	0	0	0	0	0	0	0	0	0	0	0	0	0	0	0	0	W	47-7	
10/04	Rams	P	2	1	1	0.5	3.5	0	0	1	0	0	0	0	0	0	0	0	0	0	0	0	0	0	0	L	22-24	
10/11	at Lions	P	1	1	0	0.0	0.0	0	0	2	0	0	0	0	0	0	0	0	0	0	0	0	0	0	0	W	42-17	
10/18	at Steelers	S	6	4	2	0.0	0.0	2	2	0	0	0	0	0	0	0	0	0	0	0	0	0	0	0	0	L	13-25	
10/26	Ravens	S	0	0	0	0.0	0.0	0	0	0	0	0	0	0	0	0	0	0	0	0	0	0	0	0	0	W	26-18	
11/01	at Browns	S	1	1	0	0.0	0.0	1	8	1	0	0	0	0	0	0	0	0	0	0	0	0	0	0	0	W	34-20	
11/15	at Seahawks	P	0	0	0	0.0	0.0	0	0	1	0	0	0	0	0	0	0	0	0	0	0	0	0	0	0	W	39-32	
11/22	Bengals	P	3	3	0	1.0	7.0	0	0	1	0	0	0	0	0	1	0	0	0	0	0	0	0	0	0	W	34-31	
11/29	at 49ers	P	2	1	1	0.5	3.5	0	0	1	0	0	0	0	0	0	0	0	0	0	0	0	0	0	0	W	19-13	
12/06	at Rams	S	1	1	0	0.0	0.0	0	0	0	0	0	0	0	0	0	0	0	0	0	0	0	0	0	0	W	27-3	
12/10	Vikings	S	2	2	0	0.0	0.0	0	0	0	0	0	0	0	0	0	0	0	0	0	0	0	0	0	0	W	23-20	
12/20	at Eagles	P	4	3	1	1.0	6.0	0	0	2	0	0	0	0	0	1	0	0	0	0	0	0	0	0	0	W	40-17	
12/27	Packers	S	3	1	2	0.5	4.0	1	1	1	0	0	0	0	0	0	0	0	0	0	0	0	0	0	0	W	38-8	
01/03	Seahawks										[LEGACY] INJURED/DID NOT PLAY														L	6-36		
2015 TOTALS		15-6	30	20	10	4.0	29.0	4	11	12	0	0	0	0	0	2	0	0	0	0	0	0	0	0	0	13-3		

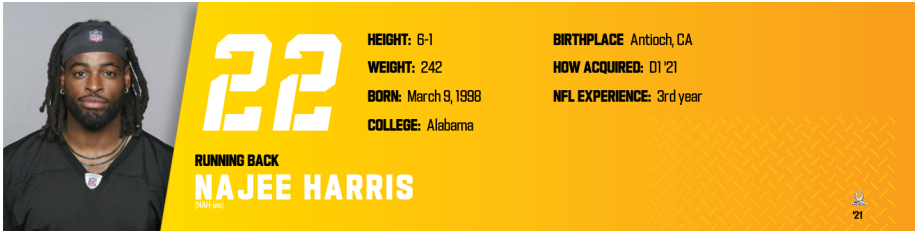
2021 GAME-BY-GAME POSTSEASON STATISTICS (CARDINALS)

DATE	OPPONENT	P/S	TACKLES							INTERCEPTIONS					O. FUMB			ST				MISC		W/L	SCORE			
			TK	S	A	SK	YDS	TFL	YDS	QBH	NO	YDS	LG	TD	PD	FF	FR	TD	YDS	TK	S	A	FF			FR	S	A
01/17	at Rams	P	3	2	1	1.0	7.0	1	7	1	0	0	0	0	0	0	0	0	0	0	0	0	0	0	0	0	L	11-34
2021 TOTALS		1-0	3	2	1	1.0	7.0	1	7	1	0	0	0	0	0	0	0	0	0	0	0	0	0	0	0	0	0-1	

2015 GAME-BY-GAME POSTSEASON STATISTICS (CARDINALS)

DATE	OPPONENT	P/S	TACKLES							INTERCEPTIONS					O. FUMB			ST				MISC		W/L	SCORE			
			TK	S	A	SK	YDS	TFL	YDS	QBH	NO	YDS	LG	TD	PD	FF	FR	TD	YDS	TK	S	A	FF			FR	S	A
01/16	Packers	S	3	2	1	0.0	0.0	0	0	1	0	0	0	0	0	0	0	0	0	0	0	0	0	0	0	0	W	26-20+
01/24	at Panthers	S	7	2	5	0.0	0.0	1	1	0	0	0	0	0	0	0	0	0	0	0	0	0	0	0	0	0	L	15-49
2015 TOTALS		2-2	10	4	6	0.0	0.0	1	1	1	0	0	0	0	0	0	0	0	0	0	0	0	0	0	0	0	1-1	

+ - Overtime



22

HEIGHT: 6-1
WEIGHT: 242
BORN: March 9, 1998
COLLEGE: Alabama

BIRTHPLACE: Antioch, CA
HOW ACQUIRED: D1 '21
NFL EXPERIENCE: 3rd year

RUNNING BACK
NAJEE HARRIS
(180 lbs)

21

PRO CAREER

- ✦ Has played in 34 regular-season games (34 starts)
- ✦ Has recorded 2,234 rushing yards and 14 rushing touchdowns on 579 attempts and added 115 catches for 696 yards and six receiving touchdowns
- ✦ First running back in franchise history to rush for at least 1,000 yards in each of his first two seasons in the NFL
- ✦ Went 430 scrimmage touches (347 rushes and 83 receptions) to open his career without a fumble, which was tied for seventh-most scrimmage touches without a fumble to open a career in NFL history
- ✦ His 2,234 rush yards are the sixth-most in the NFL since the start of the 2021 season
- ✦ His 2,930 scrimmage yards are the sixth-most by a running back in the NFL since the start of the 2021 season
- ✦ One of two players in the NFL with 2,200 or more rushing yards and 650 or more receiving yards since the start of the 2021 season
- ✦ One of two players in franchise history with 2,200 or more rushing yards and 650 or more receiving yards in the first two years in the NFL
- ✦ Selected to the Pro Bowl as a rookie in 2021
- ✦ Made NFL debut in Week 1 of 2021 (at Buffalo)
- ✦ Made NFL starting debut in Week 1 of 2021 (at Buffalo)

2022 (STEELERS)

- ✦ Started all 17 regular-season games
- ✦ Registered 1,034 rushing yards and seven rushing touchdowns on 272 carries and added on 41 receptions for 229 yards and three touchdowns
- ✦ Was voted one of the Steelers' two offensive team captains by his teammates
- ✦ Eclipsed 1,000 yards rushing for the second consecutive season
- ✦ Led the team in total touchdowns (10)
- ✦ Finished fourth in the AFC in rushes, tied-fifth in rushing touchdowns and sixth in rushing yards
- ✦ Ranked third in the League in rushes (164) and rushing yards (673) and tied-fifth in rushing touchdowns (five) after the Bye Week (Weeks 10 through 18)
- ✦ Broke off a 36-yard run in Week 10 vs. New Orleans, the Steelers' longest run of the season and longest run since he had a career-best 37-yard touchdown run in Week 17 vs. Cleveland in 2021
- ✦ His 56 rushing yards (on five carries) in Week 10 were the most by a Steelers running back in a first quarter since James Conner had 62 yards (on eight carries) in Week 5 of 2018 vs. Atlanta
- ✦ Recorded his first career game with multiple rushing touchdowns (two) in Week 11 vs. Cincinnati, leading the team with 20 carries for 90 yards along with 26 receiving yards on four receptions
- ✦ Notched his first game of the season and fourth of his career with 100-plus yards rushing in Week 17 at Baltimore, finishing with 111 rushing yards on 22 attempts
- ✦ His 111 rushing yards in Week 17 were the most by an opposing running back vs. Baltimore since Week 11 of 2020 (Derrick Henry, Tennessee, 133), the most by a Steelers running back vs. Baltimore since Week 4 of 2017 (Le'Veon Bell, 144) and eighth-most in series history
- ✦ Hauled in the game-winning touchdown on a 10-yard pass from QB Kenny Pickett with 56 seconds left in the fourth quarter in Week 17 at Baltimore

2021 (STEELERS)

- ✦ Started in all 17 games as a rookie
- ✦ His 307 carries, 1,200 rushing yards, 74 catches and 467 receiving yards are all ranked the most by a rookie running back in franchise history
- ✦ Was one of five rookie starters, marking the first time the Steelers started at least five rookies in a season opener since 1991
- ✦ His 381 touches without a fumble were the sixth-most by a rookie running back in NFL history
- ✦ Led all NFL running backs in receptions (74) and finished third among running backs in receiving yards (467) behind only Austin Ekeler (647) and Cordarrelle Patterson (548)
- ✦ Scored his first NFL touchdown - a 25-yard TD catch from QB Ben Roethlisberger - in the Steelers home opener (Week 2) vs Las Vegas
- ✦ Led the Steelers with 10 total touchdowns (seven rushing, three receiving)
- ✦ Caught 14 passes for 102 yards in Week 3 vs Cincinnati - his 14 receptions were the most in franchise history by a running back and tied for the third-most in Steelers history by any player, tied for the seventh-most in League history by a running back
- ✦ In Week 3, became the fourth running back in franchise history to post a 100-yard receiving game and the first since Le'Veon Bell (vs Cincinnati 12/4/17)
- ✦ Registered his first 100-yard rushing game in Week 5 vs Denver and repeated the feat in Week 10 vs Detroit
- ✦ Recorded the first multi-TD game of his career in Week 14 vs Minnesota (one pass TD, one rush TD)
- ✦ Led the NFL in touches (377) and finished second in yards after contact (609) behind only Jonathan Taylor

TRANSACTIONS

- ✦ Signed a four-year contract with Pittsburgh on May 25, 2021
- ✦ Drafted by the Steelers in the first round (24th overall) of the 2021 NFL Draft

COLLEGE

- One of the nation's top running back prospects who passed up on the NFL Draft to return for his senior season at Alabama
- Crimson Tide's all-time leader for total TDs in a career with 57 (46 rushing, 11 receiving)
- Alabama's career leader for rushing scores with 46, surpassing the previous record of 42 by Mark Ingram and Derrick Henry
- Totaled 3,843 career rushing yards to rank atop the Crimson Tide all-time list
- Amassed 4,624 all-purpose yards for his career, a total that is second all-time at Alabama
- Averaged 6.0 yards per carry for his career to rank third in Crimson Tide history (minimum 400 carries)
- Contributed 342 career points to finish fourth in Alabama annals
- Recorded 13 games of 100-plus rushing yards in his career, including six as a junior and six in his final season (206 at Ole Miss; 152 vs. Georgia; 119 vs. Mississippi State; 145 at LSU; 178 vs. Florida; 125 vs. Notre Dame)
- 2020 Doak Walker Award winner, presented annually to the nation's top running back
- Unanimous first-team All-American (AFCA, Associated Press, FWAA, The Sporting News, Walter Camp) in 2020
- 2020 first-team All-American honors from CBS Sports and ESPN.com
- 2020 second-team All-American selection by Pro Football Focus and USA Today
- Selected as a semifinalist for the 2020 Maxwell Award
- 2020 first-team All-SEC honoree by both the AP and the league coaches
- Named to the SEC Community Service Team
- Finalist for the 2020 Jason Witten Man of the Year
- Led the nation in total TDs (30) and rushing TDs (26) in addition to scoring (180) in 2020
- Finished second for single-season rushing scores by an Alabama running back with 26 as a senior in 2020
- Totaled two or more rushing TDs in nine of 13 contests with at least one score in 11 games
- Led the SEC and finished third in Division I for rushing yards at 1,466
- Added 43 receptions for 425 yards and four TDs to his senior totals
- Totaled 1,891 all-purpose yards in 2020, good for sixth in Crimson Tide records for a single season
- Maxwell Winner of the Week honoree following Ole Miss
- Picked up offensive player of the week accolades from the SEC and Walter Camp following the matchup with the Rebels
- 2020 SEC Championship Game MVP
- Earned offensive player of the week recognition from the Alabama coaches for his play at Ole Miss, Auburn, at LSU and Florida in Atlanta

PERSONAL

- A January 2017 early enrollee who was tabbed as the No. 1 overall prospect in the country by Rivals, Scout and PrepStar
- Unanimous five-star recruit by every major recruiting outlet
- Consensus top-rated player in the state of California
- Third-best prospect overall and No. 2 running back according to 247Composite
- Ranked ninth in the Top247
- 11 in ESPN 300 and the second-best running back nationally
- Played in the 2017 Army All-American Bowl
- Invited to participate in Nike's "The Opening" in 2015 and 2016
- Named MVP of the 2016 Rivals 100 Five-Star Challenge
- 2017 first-team Parade All-American
- 2016 Bobby Dodd National High School Running Back of the Year
- 2015 and 2016 first-team All-USA selection by USA Today
- Finished his career with 7,948 career rushing yards, the fourth-most in California high school football history
- Rushed for 2,776 yards and 36 TDs during his senior season
- Ran for 2,744 yards and 36 TDs as a junior in 2015
- Rushed for 2,263 yards and 23 TDs in his sophomore campaign
- 2015 Cal-Hi Sports Mr. Football State Player of the Year
- Named the All-Metro Player of the Year by The San Francisco Chronicle in both 2015 and 2016
- Played for head coach John Lucido at Antioch
- Graduated with a degree in interdisciplinary studies

COMMUNITY

- His foundation partnered with Lowes to help renovate his childhood shelter
- Helped installed new appliances in the facility
- Helped pack and sort food for North Texas Food Bank
- Recorded videos to sick children staying at the Children's Hospital of Mobile, Alabama
- Da' Bigger Picture Foundation supports underserved families with areas of focus in education, homelessness, addressing hunger and utilizing sports a platform to develop life skills.

REGULAR SEASON COMPARISON: RECEIVING - NEW ENGLAND PATRIOTS

DATE	OPP	W/L	GP/GS	REC	YDS.	AVG.	TD	LG	TGTS	YAC
9/18/22	PIT vs. NE	L	S	5	40	8.0	0	14	6	41
TOTALS		0/1	1/1	5	40	8.0	0	14	6	41

NAJEE HARRIS' NFL REGULAR SEASON RUSHING/RECEIVING STATISTICS

DATE	TEAM	RUSHING							RECEIVING				
		GP	GS	NO.	YDS.	AVG.	LG	TD	NO.	YDS.	AVG.	LG	TD
2021	Steelers	17	17	307	1,200	3.9	37T	7	74	467	6.3	25t	3
2022	Steelers	17	17	272	1,034	3.8	36	7	41	229	5.6	19	3
2023	Steelers	12	12	159	661	4.2	25	4	21	130	6.2	32	0
NFL TOTALS		46	46	738	2,895	3.9	37T	18	136	826	6.1	32	6

NAJEE HARRIS' NFL POSTSEASON RUSHING/RECEIVING STATISTICS

DATE	TEAM	RUSHING							RECEIVING				
		GP	GS	NO.	YDS.	AVG.	LG	TD	NO.	YDS.	AVG.	LG	TD
2021	Steelers	1	1	12	29	2.4	8	0	2	-1	-0.5	0	0
NFL TOTALS		1	1	12	29	2.4	8	0	2	-1	-0.5	0	0

NAJEE HARRIS' NFL REGULAR SEASON RETURN STATISTICS

DATE	TEAM	KICKOFF RETURNS					PUNT RETURNS					
		RET.	YDS.	AVG.	LG	TD	NO.	FC	YDS.	AVG.	LG	TD
2021	Steelers	0	0	0.0	0	0	0	0	0	0.0	0	0
2022	Steelers	0	0	0.0	0	0	0	0	0	0.0	0	0
2023	Steelers	0	0	0.0	0	0	0	0	0	0.0	0	0
NFL TOTALS		0	0	0.0	0	0	0	0	0	0.0	0	0

NAJEE HARRIS' NFL POSTSEASON RETURN STATISTICS

DATE	TEAM	KICKOFF RETURNS					PUNT RETURNS					
		RET.	YDS.	AVG.	LG	TD	NO.	FC	YDS.	AVG.	LG	TD
2021	Steelers	0	0	0.0	0	0	0	0	0	0.0	0	0
NFL TOTALS		0	0	0.0	0	0	0	0	0	0.0	0	0

SINGLE-GAME HIGHS: RUSHING/RECEIVING

Rush Attempts	28 vs. Cleveland Browns, Jan 03, 2022 26 vs. Detroit Lions, Nov 14, 2021 ...1 more at 26.	Receiving Average	9.7 at Cleveland Browns, Oct 31, 2021 8.6 vs. Las Vegas Raiders, Sep 19, 2021
Rushing Yards	188 vs. Cleveland Browns, Jan 03, 2022 122 vs. Denver Broncos, Oct 10, 2021	Longest Receptions	32 at Houston Texans, Oct 01, 2023 25t vs. Las Vegas Raiders, Sep 19, 2021 1 at Baltimore Ravens, Jan 01, 2023
Rushing Average	6.7 vs. Cleveland Browns, Jan 03, 2022 6.6 at Cincinnati Bengals, Nov 26, 2023	Receiving TDs	1 vs. Tampa Bay Buccaneers, Oct 16, 2022 ...4 more at 1.
Longest Runs	37t vs. Cleveland Browns, Jan 03, 2022 36 vs. New Orleans Saints, Nov 13, 2022	All-Purpose Yards	206 vs. Cleveland Browns, Jan 03, 2022 142 vs. Denver Broncos, Oct 10, 2021 ...1 more at 142.
Rushing TDs	2 vs. Cincinnati Bengals, Nov 20, 2022 1 at Cincinnati Bengals, Nov 26, 2023 ...15 more at 1.	Most TDs	2 vs. Cincinnati Bengals, Nov 20, 2022 2 at Minnesota Vikings, Dec 09, 2021
Receptions	14 vs. Cincinnati Bengals, Sep 26, 2021 6 vs. Las Vegas Raiders, Dec 24, 2022 ...3 more at 6.	Miscellaneous Tackles	1 vs. Las Vegas Raiders, Dec 24, 2022 1 vs. New York Jets, Oct 02, 2022 ...3 more at 1.
Receiving Yards	102 vs. Cincinnati Bengals, Sep 26, 2021 46 vs. Seattle Seahawks, Oct 17, 2021		

SINGLE-GAME HIGHS - POSTSEASON: RUSHING/RECEIVING

Rush Attempts	12 at Kansas City Chiefs, Jan 16, 2022	Longest Runs	8 at Kansas City Chiefs, Jan 16, 2022
Rushing Yards	29 at Kansas City Chiefs, Jan 16, 2022		4 at Kansas City Chiefs, Jan 16, 2022
Rushing Average	2.4 at Kansas City Chiefs, Jan 16, 2022		4 at Kansas City Chiefs, Jan 16, 2022 4 at Kansas City Chiefs, Jan 16, 2022 ...1 more at 4.
		Receptions	2 at Kansas City Chiefs, Jan 16, 2022
		All-Purpose Yards	28 at Kansas City Chiefs, Jan 16, 2022

100-YARD RECEIVING GAMES (1): REGULAR SEASON

DATE	TEAM	NO.	YDS.	AVG.	LG	TD
09/26/21	BENGALS	14	102	7.3	21	0

100-YARD RUSHING GAMES (4): REGULAR SEASON

DATE	TEAM	ATT.	YDS.	AVG.	LG	TD
10/10/21	BRONCOS	23	122	5.3	20	1
11/14/21	LIONS	26	105	4.0	12	0
01/03/22	BROWNS	28	188	6.7	37t	1
01/01/23	at Ravens	22	111	5.0	15	0

2023 GAME-BY-GAME REGULAR-SEASON STATISTICS (STEELERS)

DATE	OPPONENT	P/S	RUSHING					RECEIVING					W/L	SCORE
			NO.	YDS.	AVG.	LG	TD	NO.	YDS.	AVG.	LG	TD		
09/10	49ers	S	6	31	5.2	24	0	2	2	1.0	4	0	L	7-30
09/18	Browns	S	10	43	4.3	21	0	1	0	0.0	0	0	W	26-22
09/24	at Raiders	S	19	65	3.4	17	0	0	0	0.0	0	0	W	23-18
10/01	at Texans	S	14	71	5.1	23	0	1	32	32.0	32	0	L	6-30
10/08	Ravens	S	14	37	2.6	8	0	1	3	3.0	3	0	W	17-10
10/22	at Rams	S	14	53	3.8	10	1	3	15	5.0	8	0	W	24-17
10/29	Jaguars	S	7	13	1.9	3	0	5	42	8.4	13	0	L	10-20
11/02	Titans	S	16	69	4.3	25	1	2	7	3.5	4	0	W	20-16
11/12	Packers	S	16	82	5.1	24	1	3	14	4.7	8	0	W	23-19
11/19	at Browns	S	12	35	2.9	17	0	1	1	1.0	1	0	L	10-13
11/26	at Bengals	S	15	99	6.6	22	1	0	0	0.0	0	0	W	16-10
12/03	Cardinals	S	16	63	3.9	11	0	2	14	7.0	10	0	L	10-24
2023 TOTALS		12-12	159	661	4.2	25	4	21	130	6.2	32	0	7-5	

2022 GAME-BY-GAME REGULAR-SEASON STATISTICS (STEELERS)

DATE	OPPONENT	P/S	RUSHING					RECEIVING					W/L	SCORE
			NO.	YDS.	AVG.	LG	TD	NO.	YDS.	AVG.	LG	TD		
09/11	at Bengals	S	10	23	2.3	11	0	2	3	1.5	2	1	W	23-20+
09/18	Patriots	S	15	49	3.3	8	0	5	40	8.0	14	0	L	14-17
09/22	at Browns	S	15	56	3.7	10	1	3	5	1.7	9	0	L	17-29
10/02	Jets	S	18	74	4.1	16	0	0	0	0.0	0	0	L	20-24
10/09	at Bills	S	11	20	1.8	6	0	3	16	5.3	9	0	L	3-38
10/16	Buccaneers	S	14	42	3.0	14	0	2	7	3.5	6t	1	W	20-18
10/23	at Dolphins	S	17	65	3.8	16	0	3	15	5.0	12	0	L	10-16
10/30	at Eagles	S	8	32	4.0	18	0	6	26	4.3	9	0	L	13-35
11/13	Saints	S	20	99	5.0	36	0	0	0	0.0	0	0	W	20-10
11/20	Bengals	S	20	90	4.5	19t	2	4	26	6.5	12	0	L	30-37
11/28	at Colts	S	10	35	3.5	8	1	1	4	4.0	4	0	W	24-17
12/04	at Falcons	S	17	86	5.1	14	0	1	6	6.0	6	0	W	19-16
12/11	Ravens	S	12	33	2.8	8	1	2	17	8.5	10	0	L	14-16
12/18	at Panthers	S	24	86	3.6	10	1	0	0	0.0	0	0	W	24-16
12/24	Raiders	S	16	53	3.3	14	0	6	42	7.0	19	0	W	13-10
01/01	at Ravens	S	22	111	5.0	15	0	2	12	6.0	10t	1	W	16-13
01/08	Browns	S	23	80	3.5	11	1	1	10	10.0	10	0	W	28-14
2022 TOTALS		17-17	272	1,034	3.8	36	7	41	229	5.6	19	3	9-8	

+ - Overtime

2021 GAME-BY-GAME REGULAR-SEASON STATISTICS (STEELERS)

DATE	OPPONENT	P/S	RUSHING					RECEIVING					W/L/T	SCORE
			NO.	YDS.	AVG.	LG	TD	NO.	YDS.	AVG.	LG	TD		
09/12	at Bills	S	16	45	2.8	18	0	1	4	4.0	4	0	W	23-16
09/19	Raiders	S	10	38	3.8	14	0	5	43	8.6	25t	1	L	17-26
09/26	Bengals	S	14	40	2.9	20	0	14	102	7.3	21	0	L	10-24
10/03	at Packers	S	15	62	4.1	11	1	6	29	4.8	9	0	L	17-27
10/10	Broncos	S	23	122	5.3	20	1	2	20	10.0	14	0	W	27-19
10/17	Seahawks	S	24	81	3.4	10	0	6	46	7.7	12	1	W	23-20+
10/31	at Browns	S	26	91	3.5	11	1	3	29	9.7	20	0	W	15-10
11/08	Bears	S	22	62	2.8	13	1	3	16	5.3	9	0	W	29-27
11/14	Lions	S	26	105	4.0	12	0	4	28	7.0	10	0	T	16-16
11/21	at Chargers	S	12	39	3.3	12	1	5	20	4.0	7	0	L	37-41
11/28	at Bengals	S	8	23	2.9	5	0	3	14	4.7	12	0	L	10-41
12/05	Ravens	S	21	71	3.4	13	0	5	36	7.2	18	0	W	20-19
12/09	at Vikings	S	20	94	4.7	23	1	3	10	3.3	6	1	L	28-36
12/19	Titans	S	12	18	1.5	7	0	2	8	4.0	5	0	W	19-13
12/26	at Chiefs	S	19	93	4.9	21	0	5	17	3.4	6	0	L	10-36
01/03	Browns	S	28	188	6.7	37t	1	3	18	6.0	13	0	W	26-14
01/09	at Ravens	S	11	28	2.5	15	0	4	27	6.8	11	0	W	16-13+
2021 TOTALS		17-17	307	1,200	3.9	37T	7	74	467	6.3	25T	3	9-7-1	

+ - Overtime



6

PUNTER

PRESSLEY HARVIN III

HEIGHT: 6-0
WEIGHT: 255
BORN: September 17, 1998
COLLEGE: Georgia Tech

BIRTHPLACE: Alcolu, SC
HOW ACQUIRED: D7b '21
NFL EXPERIENCE: 3rd year

PRO CAREER

- ✦ Has played in 32 games over his two-year career for the Steelers (2021-22)
- ✦ Has punted 129 times for 6,054 yards (43.6-yard average)
- ✦ Has landed 45 punts inside the 20-yard line as opposed to eight touchbacks
- ✦ Made NFL debut in Week 1 of 2021 (at Buffalo)

2022 (STEELERS)

- ✦ Punted in all 17 regular-season games
- ✦ Averaged 44.5 yards per punts on 69 punts for 3,072 yards
- ✦ Landed 20 punts inside the 20-yard line
- ✦ Recorded two punts of 69 yards (Week 2 vs. New England, Week 5 at Buffalo)
- ✦ Pinned the Falcons at their own two-yard line for their last possession of the game in a 19-16 victory in Week 13

2021 (STEELERS)

- ✦ Saw action in 15 games (two games missed were for personal reasons)
- ✦ Landed 25 punts inside the 20-yard line as a rookie
- ✦ Averaged 42.6 yards per punt on 70 punts

TRANSACTIONS

- ✦ Signed a four-year contract with Pittsburgh on May 15, 2021
- ✦ Drafted by the Steelers in the seventh round (254th overall) of the 2021 NFL Draft

COLLEGE

- ✦ Owns school records for punts in a game (13), punt yards in a game (587) and punt average in a season (48.0)
- ✦ Played in 44 career games
- ✦ Punted 210 times for 9,396 yards (44.7-yard average)
- ✦ Put together one of the most decorated individual seasons in Georgia Tech football history in 2020
- ✦ Won the 2020 Ray Guy Award as the nation's top punter
- ✦ Second Yellow Jacket to win the Ray Guy Award (joining Durant Brooks, 2007)
- ✦ First African American to win the Ray Guy Award in its 21-year history
- ✦ Unanimous first-team All-American in 2020, becoming only the third Georgia Tech player to ever earn unanimous All-America honors (joining Ken Swilling, 1990; Calvin Johnson, 2006)
- ✦ Led the nation and set Georgia Tech and Atlantic Coast Conference records with a 48.0-yard punting average in 2020
- ✦ 49% of his punts (22 of 45) traveled 50 or more yards, 47% (21 of 45) were fair caught, 40% (18 of 45) were downed inside the opponent's 20-yard line and only 17% (8 of 45) were returned
- ✦ Averaged at least 51 yards per punt three times in nine games (51.2 vs. UCF on Sept. 19, 51.0 at Boston College on Oct. 24 and 51.0 vs. Pitt on Dec. 10)
- ✦ Finished with a 44.7-yard career punting average, which ranks second in Georgia Tech history behind only Brooks (45.3)

PERSONAL

- ✦ Graduated from Georgia Tech in May 2021 with a B.S. in business administration
- ✦ Oldest of two siblings
- ✦ Began playing football at age seven
- ✦ Accomplished musician that plays multiple instruments and participated in region band two times, holding down first chair on both occasions
- ✦ Member of ACC Academic Honor Roll
- ✦ Nation's No. 4-ranked punter according to ESPN and 247Sports
- ✦ Two-time all-state honoree
- ✦ Averaged 42.5 yards per punt with a long of 72 as a senior
- ✦ Led the state in punting average as a junior and senior
- ✦ Helped lead Sumter to four straight district championships (2013-16), back-to-back regional championships (2015-16) and a state runner-up finish (2014)
- ✦ Also earned four letters in track and field and helped lead Sumter to three straight regional championships as a thrower
- ✦ Four-time academic letterwinner
- ✦ Graduated with a 3.8 grade point average

REGULAR SEASON COMPARISON: PUNTING - NEW ENGLAND PATRIOTS

DATE	OPP	W/L	GP/GS	NO.	YDS.	AVG.	TB	I20	LG
9/18/22	PIT vs. NE	L	P	4	206	51.5	1	0	69
TOTALS		0/1	1/0	4	206	51.5	1	0	69

PRESSLEY HARVIN III'S NFL REGULAR SEASON PUNTING STATISTICS

DATE	TEAM	GP	NO.	YDS.	AVG.	OPP. RET.	YDS.	NET YDS.	AVG.	TB	IN20	LG	BK
2021	Steelers	15	70	2,982	42.6	32	261	2,661	38.0	3	25	64	0
2022	Steelers	17	69	3,072	44.5	24	137	2,835	41.1	5	20	69	0
2023	Steelers	10	56	2,502	44.7	25	199	2,223	39.7	4	24	63	0
NFL TOTALS		42	195	8,556	43.9	81	597	7,719	39.6	12	69	69	0

PRESSLEY HARVIN III'S NFL POSTSEASON PUNTING STATISTICS

DATE	TEAM	GP	NO.	YDS.	AVG.	OPP. RET.	YDS.	NET YDS.	AVG.	TB	IN20	LG	BK
2021	Steelers	1	7	348	49.7	4	62	286	40.9	0	1	56	0
NFL TOTALS		1	7	348	49.7	4	62	286	40.9	0	1	56	0

SINGLE-GAME HIGHS: PUNTER

Punts	9 at Cleveland Browns, Nov 19, 2023 8 at Cincinnati Bengals, Sep 11, 2022 ...1 more at 8.	Net Punting Avg	48.3 vs. Tennessee Titans, Nov 02, 2023 46.5 at Las Vegas Raiders, Sep 24, 2023 69 at Buffalo Bills, Oct 09, 2022
Gross Punting Yards	388 at Cincinnati Bengals, Sep 11, 2022 355 at Cleveland Browns, Nov 19, 2023	Longest Punts	69 vs. New England Patriots, Sep 18, 2022
Gross Punting Avg	53.8 at Las Vegas Raiders, Sep 24, 2023 51.5 vs. New England Patriots, Sep 18, 2022	Inside the 20	4 at Cleveland Browns, Nov 19, 2023 4 vs. Cleveland Browns, Sep 18, 2023 ...1 more at 4.
Net Punting Yards	337 at Cincinnati Bengals, Sep 11, 2022 318 at Cleveland Browns, Nov 19, 2023	Special Teams Tackles	1 vs. Detroit Lions, Nov 14, 2021

SINGLE-GAME HIGHS - POSTSEASON: PUNTER

Punts	7 at Kansas City Chiefs, Jan 16, 2022	Net Punting Avg	40.9 at Kansas City Chiefs, Jan 16, 2022
Gross Punting Yards	348 at Kansas City Chiefs, Jan 16, 2022	Longest Punts	56 at Kansas City Chiefs, Jan 16, 2022
Gross Punting Avg	49.7 at Kansas City Chiefs, Jan 16, 2022	Inside the 20	1 at Kansas City Chiefs, Jan 16, 2022
Net Punting Yards	286 at Kansas City Chiefs, Jan 16, 2022		

2023 GAME-BY-GAME REGULAR-SEASON STATISTICS (STEELERS)

DATE	OPPONENT		NO.	YDS.	AVG.	OPP. RET.	YDS.	NET YDS.	AVG	TB	IN20	LG	BK	W/L	SCORE
09/10	at Bengals	P	6	254	42.3	3	41	213	35.5	0	1	57	0	L	7-30
09/18	Browns	P	7	320	45.7	0	0	280	40.0	2	4	61	0	W	26-22
09/24	at Raiders	P	6	323	53.8	5	44	279	46.5	0	3	63	0	W	23-18
10/01	at Texans							ON INACTIVE LIST						L	6-30
10/08	Ravens							ON INACTIVE LIST						W	17-10
10/22	at Rams	P	5	218	43.6	0	0	218	43.6	0	2	55	0	W	24-17
10/29	Jaguars	P	6	257	42.8	3	34	223	37.2	0	0	52	0	L	10-20
11/02	Titans	P	4	200	50.0	2	7	193	48.3	0	3	62	0	W	20-16
11/12	Packers	P	5	224	44.8	2	12	212	42.4	0	3	56	0	W	23-19
11/19	at Browns	P	9	355	39.4	3	37	318	35.3	0	4	48	0	L	10-13
11/26	at Bengals	P	4	172	43.0	0	0	132	33.0	2	2	59	0	W	16-10
12/03	Cardinals	P	4	179	44.8	3	24	155	38.8	0	2	49	0	L	10-24
2023 TOTALS		10	56	2,502	44.7	21	199	2,223	39.7	4	24	63	0	7-5	

2022 GAME-BY-GAME REGULAR-SEASON STATISTICS (STEELERS)

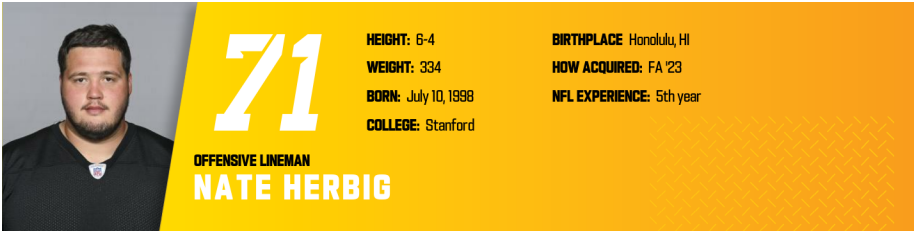
DATE	OPPONENT		NO.	YDS.	AVG.	OPP. RET.	YDS.	NET YDS.	AVG	TB	IN20	LG	BK	W/L	SCORE
09/11	at Bengals	P	8	388	48.5	5	31	337	42.1	1	1	60	0	W	23-20+
09/18	Patriots	P	4	206	51.5	3	21	165	41.3	1	0	69	0	L	14-17
09/22	at Browns	P	5	212	42.4	2	11	201	40.2	0	1	48	0	L	17-29
10/02	Jets	P	4	158	39.5	0	0	158	39.5	0	2	51	0	L	20-24
10/09	at Bills	P	4	163	40.8	0	0	163	40.8	0	1	69	0	L	3-38
10/16	Buccaneers	P	5	221	44.2	3	14	207	41.4	0	2	53	0	W	20-18
10/23	at Dolphins	P	6	251	41.8	1	1	250	41.7	0	2	57	0	L	10-16
10/30	at Eagles	P	4	180	45.0	2	8	172	43.0	0	1	55	0	L	13-35
11/13	Saints	P	3	123	41.0	0	0	123	41.0	0	2	48	0	W	20-10
11/20	Bengals	P	6	273	45.5	4	22	251	41.8	0	2	56	0	L	30-37
11/28	at Colts	P	4	182	45.5	0	0	162	40.5	1	2	54	0	W	24-17
12/04	at Falcons	P	2	85	42.5	0	0	85	42.5	0	1	47	0	W	19-16
12/11	Ravens	P	3	111	37.0	1	9	82	27.3	1	0	48	0	L	14-16
12/18	at Panthers	P	3	136	45.3	0	0	116	38.7	1	0	54	0	W	24-16
12/24	Raiders	P	3	140	46.7	1	13	127	42.3	0	1	55	0	W	13-10
01/01	at Ravens	P	2	99	49.5	1	2	97	48.5	0	1	51	0	W	16-13
01/08	Browns	P	3	144	48.0	1	5	139	46.3	0	1	57	0	W	28-14
2022 TOTALS		17	69	3,072	44.5	24	137	2,835	41.1	5	20	69	0	9-8	


+ - Overtime

2021 GAME-BY-GAME REGULAR-SEASON STATISTICS (STEELERS)

DATE	OPPONENT		NO.	YDS.	AVG.	OPP. RET.	YDS.	NET YDS.	AVG	TB	IN20	LG	BK	W/L/T	SCORE
09/12	at Bills	P	5	207	41.4	1	1	206	41.2	0	2	51	0	W	23-16
09/19	Raiders	P	4	197	49.3	2	26	171	42.8	0	3	59	0	L	17-26
09/26	Bengals	P	4	162	40.5	2	9	153	38.3	0	1	50	0	L	10-24
10/03	at Packers	P	3	102	34.0	1	0	102	34.0	0	1	45	0	L	17-27
10/10	Broncos	P	2	119	59.5	2	26	93	46.5	0	0	63	0	W	27-19
10/17	Seahawks	P	7	335	47.9	3	20	295	42.1	1	4	58	0	W	23-20+
10/31	at Browns	P	4	176	44.0	2	1	175	43.8	0	1	56	0	W	15-10
11/08	Bears	P	5	196	39.2	0	0	176	35.2	1	2	46	0	W	29-27
11/14	Lions	P	6	280	46.7	3	71	189	31.5	1	3	61	0	T	16-16
11/21	at Chargers	P	1	46	46.0	1	-1	47	47.0	0	0	46	0	L	37-41
11/28	at Bengals	P	5	190	38.0	2	17	173	34.6	0	2	42	0	L	10-41
12/05	Ravens	P	5	217	43.4	2	12	205	41.0	0	1	64	0	W	20-19
12/09	at Vikings	P	6	258	43.0	3	31	227	37.8	0	1	49	0	L	28-36
12/19	Titans	P	5	199	39.8	2	48	151	30.2	0	1	51	0	W	19-13
12/26	at Chiefs														10-36
01/03	Browns														26-14
01/09	at Ravens	P	8	298	37.3	1	0	298	37.3	0	3	49	0	W	16-13+
2021 TOTALS			15	70	2,982	42.6	27	261	2,661	38.0	3	25	64	0	9-7-1

+ - Overtime





71

OFFENSIVE LINEMAN

NATE HERBIG

HEIGHT: 6-4

WEIGHT: 334

BORN: July 10, 1998

COLLEGE: Stanford

BIRTHPLACE: Honolulu, HI

HOW ACQUIRED: FA '23

NFL EXPERIENCE: 5th year

PRO CAREER

- ✦ Has played in 44 games (28 starts) for Philadelphia (2019-21) and the New York Jets (2022)
- ✦ Made NFL debut in Week 15 of 2019 (at Washington)
- ✦ Made NFL starting debut in Week 1 of 2020 (at Washington)

2022 (JETS)

- ✦ Played in and started 11 regular-season games, all at right guard

2021 (EAGLES)

- ✦ Played in 16 games (five starts at right guard)
- ✦ Helped block for a Philadelphia offense that led the NFL in rushing yards (2,715) and rushing TDs (25), while ranking fourth in yards per rush (4.94)

2020 (EAGLES)

- ✦ Played in 15 games (12 starts)
- ✦ Recorded seven starts at right guard and five at left guard

2019 (EAGLES)

- ✦ Appeared in two games

TRANSACTIONS

- ✦ Signed a two-year contract with Pittsburgh on March 14, 2023
- ✦ Claimed off waivers by the Jets on May 5, 2022
- ✦ Released by Philadelphia on May 2, 2022
- ✦ Signed a one-year tender from Philadelphia on March 15, 2022
- ✦ Signed a contract with Philadelphia on April 27, 2019

COLLEGE

- ✦ Played in 33 games at Stanford (2016-18)
- ✦ Became the first true freshman to start on the offensive line since 2012
- ✦ Two-time All-Pac-12 honoree (first team in 2017, second team in 2018)
- ✦ Two-time Pac-12 All-Academic honorable mention (2017, 2018)
- ✦ Started six games at left guard as a sophomore, leading Stanford to a 6-0 record in those games

PERSONAL

- ✦ Four-year letterman at Saint Louis (HI)
- ✦ Ranked the nation's 12th-best center by Scout and 38th-best offensive guard by Rivals
- ✦ Ranked Hawaii's second-best recruit by PrepStar, fourth by Rivals, fifth by ESPN and Scout and 10th by 247Sports
- ✦ Named the 2015 Maximum Exposure Camp Offensive Line MVP
- ✦ Received the 2015 Harry Kahanui Memorial Award
- ✦ Born in Lihue, Hawaii

NATE HERBIG'S NFL REGULAR SEASON STATISTICS

DATE	TEAM	GP	GS
2019	Eagles	2	0
2020	Eagles	15	12
2021	Eagles	16	5
2022	Jets	11	11
2023	Steelers	12	2
NFL TOTALS		56	30

NATE HERBIG'S NFL POSTSEASON STATISTICS

DATE	TEAM	GP	GS
2019	Eagles	1	0
2021	Eagles	0	0
NFL TOTALS		1	0

2023 GAME-BY-GAME REGULAR-SEASON STATISTICS (STEELERS)

DATE	OPPONENT	P/S	W/L	SCORE
09/10	49ers	P	L	7-30
09/18	Browns	P	W	26-22
09/24	at Raiders	P	W	23-18
10/01	at Texans	S	L	6-30
10/08	Ravens	S	W	17-10
10/22	at Rams	P	W	24-17
10/29	Jaguars	P	L	10-20
11/02	Titans	P	W	20-16
11/12	Packers	P	W	23-19
11/19	at Browns	P	L	10-13
11/26	at Bengals	P	W	16-10
12/03	Cardinals	P	L	10-24
2023 TOTALS		12-2	7-5	



51

LINEBACKER

NICK HERBIG

HEIGHT: 6-2

WEIGHT: 240

BORN: November 21, 2001

COLLEGE: Wisconsin

BIRTHPLACE: Kauai, HI

HOW ACQUIRED: D4 '23

NFL EXPERIENCE: R

PRO CAREER

- ✦ Has yet to make NFL debut

TRANSACTIONS

- ✦ Signed four-year contract with Pittsburgh on May 13, 2023
- ✦ Drafted by the Steelers in the fourth round (132nd overall) of the 2023 NFL Draft

COLLEGE

- ✦ Appeared in 31 games (31 starts) at Wisconsin (2020-22)
- ✦ Recorded 137 tackles (96 solo), 36.0 tackles for loss, 21.0 sacks, seven pass breakups, four forced fumbles and two fumble recoveries
- ✦ 2022 All-Big Ten first team (consensus)
- ✦ 2022 CBS Sports All-American second team
- ✦ 2022 Walter Camp All-American second team
- ✦ 2022 AFCA All-American second team
- ✦ 2022 Associated Press All-American third team
- ✦ Played in 11 games (11 starts) games at outside linebacker in 2022
- ✦ Led the Badgers with 11.0 sacks and 15.5 TFLs while ranking sixth on the team in tackles (47)
- ✦ Led the nation with 1.0 sacks per game
- ✦ His 15.5 TFLs led the Big Ten and ranked 18th in the country
- ✦ His 1.0 sacks per game were the most for a Badger since Tarek Saleh in 1996
- ✦ His 11.0 sacks were the most in a single season for Wisconsin since Zack Baun recorded 12.5 in 2019
- ✦ Began the season with a 2.0-sack performance vs. Illinois State
- ✦ Recorded sacks vs. Washington State and New Mexico State
- ✦ Registered seven solo tackles and a sack at Northwestern
- ✦ Totaled 3.0 TFLs and 2.0 sacks vs. Maryland
- ✦ Dominant at Iowa, totaling 3.0 sacks, eight tackles and a forced fumble

PERSONAL

- ✦ Four-star recruit by 247 Sports, ESPN and Rivals
- ✦ All-Hawaii Open Division Defensive Player of the Year as a senior in 2019
- ✦ Earned invitation to 2020 Polynesian Bowl
- ✦ Two-time all-state selection
- ✦ Led Saint Louis School to four consecutive Open Division state championships
- ✦ Also played basketball in high school
- ✦ Coach was Cal Lee
- ✦ Parents are Robyn and Bruce Herbig
- ✦ Has two brothers, Jake and Nate
- ✦ Brother Nate played football at Stanford and is currently a guard for the Pittsburgh Steelers
- ✦ Moved into his grandparents' house before high school to play at famed Saint Louis School in Honolulu, which produced Marcus Mariota, Tua Tagovailoa and others
- ✦ Lived away from his parents (who lived on the island of Oahu)

NICK HERBIG'S NFL REGULAR SEASON DEFENSIVE STATISTICS


DATE	TEAM	GP	GS	TACKLES					QBH	INTERCEPTIONS					O. FUMB			ST			MISC					
				TK	S	A	TFL	YDS		SK	YDS	NO	YDS	LG	TD	PD	FF	FR	TD	YDS	TK	S	A	FF	FR	S
2023	Steelers	12	0	10	7	3	4	17	2.0	15.0	2	0	0	0	0	1	0	0	0	4	3	1	0	0	0	0
NFL TOTALS		12	0	10	7	3	4	17	2.0	15.0	2	0	0	0	0	1	0	0	0	4	3	1	0	0	0	0

SINGLE-GAME HIGHS: DEFENSIVE

- | | | | |
|----------------|--|-----------------------|--|
| Total Tackles | 3 vs. Cleveland Browns, Sep 18, 2023 | Tackles For Loss | 1 vs. Jacksonville Jaguars, Oct 29, 2023 |
| | 2 at Los Angeles Rams, Oct 22, 2023 | | 1 at Los Angeles Rams, Oct 22, 2023 |
| Solo Tackles | 2 at Los Angeles Rams, Oct 22, 2023 | Special Teams Tackles | 1 at Cleveland Browns, Nov 19, 2023 |
| | 2 vs. Cleveland Browns, Sep 18, 2023 | | 1 vs. Jacksonville Jaguars, Oct 29, 2023 |
| Forced Fumbles | 1 vs. Jacksonville Jaguars, Oct 29, 2023 | | ...2 more at 1. |

2023 GAME-BY-GAME REGULAR-SEASON STATISTICS (STEELERS)

DATE	OPPONENT	P/S	TACKLES					INTERCEPTIONS					O. FUMB			ST				MISC		SCORE						
			TK	S	A	SK	YDS	TFL	YDS	QBH	NO	YDS	LG	TD	PD	FF	FR	TD	YDS	TK	S		A	FF	FR	S	A	W/L
09/10	49ers	P	1	0	1	0.0	0.0	0	0	0	0	0	0	0	0	0	0	0	0	0	0	0	0	0	0	0	L	7-30
09/18	Browns	P	3	2	1	0.0	0.0	0	0	0	0	0	0	0	0	0	0	0	0	0	0	0	0	0	0	0	W	26-22
09/24	at Raiders	P	0	0	0	0.0	0.0	0	0	0	0	0	0	0	0	0	0	0	0	0	0	0	0	0	0	0	W	23-18
10/01	at Texans	P	0	0	0	0.0	0.0	0	0	0	0	0	0	0	0	0	0	0	0	0	0	0	0	0	0	0	L	6-30
10/08	Ravens	P	0	0	0	0.0	0.0	0	0	0	0	0	0	0	0	0	0	0	0	0	0	0	0	0	0	0	W	17-10
10/22	at Rams	P	2	2	0	1.0	6.0	1	6	1	0	0	0	0	0	0	0	0	0	0	0	0	0	0	0	0	W	24-17
10/29	Jaguars	P	1	1	0	0.0	0.0	1	0	0	0	0	0	0	0	0	0	0	0	0	0	0	0	0	0	0	L	10-20
11/02	Titans	P	0	0	0	0.0	0.0	0	0	0	0	0	0	0	0	0	0	0	0	0	0	0	0	0	0	0	W	20-16
11/12	Packers	P	0	0	0	0.0	0.0	0	0	0	0	0	0	0	0	0	0	0	0	0	0	0	0	0	0	0	W	23-19
11/19	at Browns	P	1	0	1	0.0	0.0	0	0	0	0	0	0	0	0	0	0	0	0	0	0	0	0	0	0	0	L	10-13
11/26	at Bengals	P	1	1	0	1.0	9.0	1	9	1	0	0	0	0	0	0	0	0	0	0	0	0	0	0	0	0	W	16-10
12/03	Cardinals	P	1	1	0	0.0	0.0	1	2	0	0	0	0	0	0	0	0	0	0	0	0	0	0	0	0	0	L	10-24
2023 TOTALS		12-0	10	7	3	2.0	15.0	4	17	2	0	0	0	0	0	1	0	0	0	0	0	0	0	0	0	0	7-5	



97

DEFENSIVE TACKLE

CAMERON HEYWARD

HEIGHT: 6-5
WEIGHT: 295
BORN: May 6, 1989
COLLEGE: Ohio State

BIRTHPLACE: Pittsburgh, PA
HOW ACQUIRED: D1 '11
NFL EXPERIENCE: 13th year

AP AP AP
1ST TEAM 1ST TEAM 1ST TEAM

'17 '19 '21 '17 '18 '19 '20 '21 '22

PRO CAREER

- ✦ Eight-time team captain (2015, 2016, 2017, 2018, 2019, 2020, 2021, 2022)
- ✦ Six-time Pro Bowler (2017, 2018, 2019, 2020, 2021, 2022)
- ✦ Three-time Associated Press First Team All-Pro (2017, 2019, 2021)
- ✦ Five-time Steelers' Walter Payton Man of the Year (2015, 2017, 2018, 2021, 2022)
- ✦ Three-time recipient of the Pro Football Writers' "The Chief Award" (2014, 2019 and 2021), which was established in honor of the Steelers' founder, Arthur J. Rooney, Sr., and is presented annually to the Steeler that best exemplifies the spirit of cooperation with the media
- ✦ Joined Joe Greene (four times) as the only interior defensive linemen (DT-NT) in franchise history to be voted Associated Press first-team All-Pro more than once
- ✦ His 78.5 career sacks are the most by a Steelers' defensive lineman since 1982, second-most by a Steeler since 1982, second-most by an active NFL defensive tackle and ninth-most by a defensive tackle in League history
- ✦ Only defensive lineman in franchise history with 9.0 or more sacks in at least five seasons (2017, 2018, 2019, 2021, 2022) and 10.0 or more sacks in at least three seasons (2017, 2021, 2022)
- ✦ His three seasons of 10.0 or more sacks and seven seasons of 7.0 or more sacks are both tied for fourth-most by a defensive tackle since 1982
- ✦ Has played in 183 games (148 starts) over his 12-year NFL career
- ✦ Registered 614 tackles (379 solo), 172 quarterback hits, 112 tackles for loss, 78.5 sacks, 46 passes defended, eight forced fumbles, seven fumble recoveries and two interceptions
- ✦ Has registered 14 multi-sack games in his NFL regular-season career, which ranks tied for fifth in franchise history
- ✦ His 112 tackles for loss are third-most by an active NFL defensive tackle
- ✦ His 614 tackles are second-most by an active NFL defensive tackle
- ✦ His 46 passes defended are the most among active NFL defensive tackles
- ✦ Made NFL debut in Week 1 of 2011 (at Baltimore)
- ✦ Made NFL starting debut in Week 3 of 2013 (vs. Chicago)

2022 (STEELERS)

- ✦ Started all 17 regular-season games
- ✦ Registered 74 sacks (39 solo), 10.5 sacks, 14 tackles for loss, four passes defended, one forced fumble and one fumble recovery
- ✦ Tied his career high in quarterback hits (23) set in 2019
- ✦ Ranked first on the team in QB hits and tackles for loss and second on the team in sacks
- ✦ Named a defensive captain for the eighth consecutive season
- ✦ Named the Steelers' 2022 Walter Payton Man of the Year, an award that recognizes a player's off-the-field community service as well as his playing excellence
- ✦ Became the only defensive tackle in the NFL with 10.0 or more sacks in each of the last two seasons and the 10th defensive tackle in NFL history since 1982 to have 10.0 or more sacks in consecutive seasons
- ✦ Registered three multi-sack games to mark 14 multi-sack games in his career
- ✦ Was named the AFC Defensive Player of the Week for his performance in Week 16 vs. Las Vegas (seven total tackles, four solo tackles, 2.0 sacks, three tackles for loss, two QB hits and one pass defended)
- ✦ Also received the NFL's Way to Play Award following Week 16, which recognizes NFL players who exemplify proper technique to make impactful plays and awards them a \$5,000 equipment grant to be given to a local youth or high school football program
- ✦ Recorded eight tackles (three solo), 2.0 sacks, four QB hits, two tackles for loss and one pass defended in the Week 18 victory over Cleveland

2021 (STEELERS)

- ✦ Started all 17 regular-season games
- ✦ Finished with a career-high 89 tackles (53 solo) along with 10.0 sacks, 17 quarterback hits, 15 tackles for loss, nine passes defended, one interception, one forced fumble and one fumble recovery
- ✦ Named a defensive captain for the seventh consecutive time
- ✦ Named the Steelers' 2021 Walter Payton Man of the Year, an award that recognizes a player's off-the-field community service as well as his playing excellence
- ✦ Surpassed Joey Porter for the fifth-most sacks in team history (60.5) in Week 8 at Cleveland
- ✦ Tied for the team lead with nine passes defended
- ✦ Recorded his second career interception in Week 9 vs Chicago when he picked off QB Justin Fields
- ✦ Recorded the 11th multi-sack game of his career in Week 10 vs Detroit
- ✦ Recorded his 10th sack of the season in Week 18 at Baltimore, securing his second career double-digit sack season (had 12.0 in 2017)
- ✦ Became one of just 13 players in league history to have at least 10 sacks and nine passes defended in a season

2020 (STEELERS)

- ✦ Named a defensive captain for the sixth consecutive time
- ✦ Started all 15 games he played in during the regular season and one playoff game
- ✦ Recorded 54 tackles, 4.0 sacks, 19 quarterback hits, seven tackles for a loss and three passes defended
- ✦ Registered the first interception of his career in Week 1 at New York Giants (game 135 and start 100)
- ✦ His interception halted a Giants' drive that opened at its own 9-yard line and marched 87 yards on 19 plays, taking New York down to the Steelers' 4-yard line

2019 (STEELERS)

- ✦ Named a defensive captain for the fifth consecutive season
- ✦ Started all 16 games
- ✦ Recorded 83 tackles (51 solo), 9.0 sacks, a career-high 23 quarterback hits, 11 tackles for a loss and six passes defended
- ✦ Ranked second on the team in quarterback hits, third in sacks and third in TFLs
- ✦ Led all NFL defensive linemen in tackles
- ✦ His 83 tackles were the most by a Steelers defensive lineman since Donald Evans had 84 in 1993
- ✦ Registered seven or more tackles in three different games
- ✦ His 23 quarterback hits were the second-most among all defensive tackles in the NFL
- ✦ Recorded three or more quarterback hits in three separate games
- ✦ Joined Aaron Donald as the only defensive tackles in the League with at least three QB hits in three or more games
- ✦ His 9.0 sacks were the second-most among all defensive tackles in the NFL
- ✦ His 11 TFLs were the fourth-most among all defensive tackles in the NFL

2018 (STEELERS)

- ✦ Named a defensive team captain for the fourth straight season
- ✦ Started all 16 regular season games for the third time in his career
- ✦ Named the Steelers' 2018 Walter Payton Man of the Year, an award that recognizes a player's off-the-field community service as well as his playing excellence
- ✦ Finished the season with 51 tackles (29 solo), 8.0 sacks (second on the team), 18 quarterback hits (second on the team), 10 tackles for loss, three pass breakups, one forced fumble and one fumble recovery
- ✦ Surpassed Aaron Smith for the second-most sacks by a Steelers defensive lineman and seventh-most sacks by a Steeler since sacks became an official statistic in 1982

2017 (STEELERS)

- ✦ Named a defensive team captain for the third straight season
- ✦ Started all 15 of the regular-season games he played in
- ✦ Named the Steelers' 2017 Walter Payton Man of the Year, an award that recognizes a player's off-the-field community service as well as his playing excellence
- ✦ Finished the season with a career-high 12.0 sacks, 45 tackles (30 solo), 22 quarterback hits, a career-high 16 tackles for loss, three passes defended, two forced fumbles and one fumble recovery
- ✦ Recorded four multi-sack performances, tying for most in the League
- ✦ His 12.0 sacks tied for third-most among AFC defensive linemen and tied for sixth among all NFL defensive linemen in sacks
- ✦ Named AFC Defensive Player of the Week for his Week 4 performance at Baltimore (10/1)
- ✦ Registered the third multi-sack game in his regular-season career and credited with a forced fumble and fumble recovery
- ✦ Named AFC Defensive Player of the Week for his Week 12 performance vs. Green Bay (11/26)
- ✦ Registered the fifth game of his regular-season career with multiple sacks and added six tackles (three solo), two tackles for losses and three quarterback hits
- ✦ Surpassed Clark Haggans (32.0) for the 10th-most sacks by a Steeler since sacks became an official statistic in 1982
- ✦ Established a single-game high for sacks in the first half of a game with 2.0 at Houston in Week 16
- ✦ First Steelers defensive lineman to record at least 2.0 sacks in the first half of a game since Nov. 9, 2009 (Brett Keisel at Denver)
- ✦ Surpassed Lawrence Timmons and Kevin Greene (35.5) for the eighth-most sacks by a Steeler since sacks became an official statistic in 1982

2016 (STEELERS)

- ✦ Named a defensive team captain for the second straight season
- ✦ Started seven games during the regular season
- ✦ Inactive for two games due to a left hamstring injury (10/16 at Miami and 10/23 vs. New England)
- ✦ Placed on the team's Reserve/Injured List due to a pectoral injury on November 19, and missed the remainder of the regular season and postseason
- ✦ Recorded a single-game career-high 3.0 sacks in Week 4 vs. Kansas City
- ✦ Became the fourth defensive end in franchise history to record at least 3.0 sacks in a single game and the first since Ray Seals in 1994 (11/6 at Houston) since sacks became an official statistic in 1982

2015 (STEELERS)

- ✦ Named a defensive team captain for the first time in his career
- ✦ Started all 16 regular-season games for the second consecutive season
- ✦ Named the Steelers' 2015 Walter Payton Man of the Year, an award that recognizes a player's off-the-field community service as well as his playing excellence
- ✦ Led the team with 7.0 sacks during the regular season along with 54 tackles (39 solo), 15 tackles for loss, 13 quarterback hits, two passes defended and one forced fumble
- ✦ Recorded at least 5.0 sacks in three straight seasons, becoming the second defensive end (Keith Willis) to record 5.0 sacks in three or more consecutive seasons since sacks became an official statistic in 1982
- ✦ Started both postseason contests
- ✦ Recorded a strip sack in the second quarter of the Wild Card victory Cincinnati, the first sack and forced fumble of his career in the postseason

2014 (STEELERS)

- ✦ Started all 16 games during the regular season for the first time in his career
- ✦ Set a then career-high with 7.5 sacks on the season along with 53 tackles (33 solo), 16 quarterback hits, 11 tackles for loss and four passes defended
- ✦ Became the first defensive lineman to lead or tie for the team lead in sacks since Aaron Smith (2004)
- ✦ Recorded 1.5 sacks in Week 16 vs. Kansas City, the first multi-sack game of his career and the first Steelers' defensive end to record a multi-sack game since Brett Keisel (12/23/12 vs. Cincinnati)
- ✦ Started the lone postseason contest

2013 (STEELERS)

- ✦ Played in all 16 games, making a then career-best 13 starts
- ✦ Started his first career game in Week 3 vs. Chicago
- ✦ Recorded 5.0 sacks on the season, his first season with at least five quarterback takedowns
- ✦ Added on 59 tackles (35 solo), 10 quarterback hits, seven tackles for loss and seven passes defended
- ✦ Recorded a career-high 10 tackles, and one sack, in Week 14 vs. Miami

2012 (STEELERS)

- ♦ Saw action on the defensive line and on special teams in all 16 contests
- ♦ Recorded 20 tackles (13 solo), 1.5 sacks, three quarterback hits and two tackles for loss

2011 (STEELERS)

- ♦ Saw action in all 16 regular-season games and the lone postseason contest in his rookie season
- ♦ Totaled 11 tackles (10 solo), 1.0 sack, three quarterback hits, one forced fumble and one pass defensed
- ♦ Registered his first career sack and forced fumble in the fourth quarter in Week 5 vs. Tennessee

TRANSACTIONS

- ♦ Signed four-year contract extension with Pittsburgh on Sept. 6, 2020
- ♦ Signed six-year contract with the Steelers on July 16, 2015
- ♦ Pittsburgh exercised fifth-year option on April 22, 2014
- ♦ Signed four-year contract with the Steelers on July 29, 2011
- ♦ Drafted by Pittsburgh in the first round (31st overall) of the 2011 NFL Draft

COLLEGE

- ♦ Started 46-of-52 games at Ohio State (2007-10)
- ♦ Recorded 163 tackles, 37.5 tackles for loss, 15.0 sacks and six quarterback pressures
- ♦ Recovered two fumbles, including one in the end zone for a touchdown
- ♦ Had one interception, and he returned it 80 yards, which, at the time, ranked as the seventh longest return by a Buckeye in school history and the longest interception return by a defensive lineman
- ♦ Forced two fumbles
- ♦ Earned first-team All-Big Ten Conference honors and the Bill Willis Award, given by the OSU coaches to the team's Outstanding Defensive Player in 2010
- ♦ Earned second-team All-Big Ten Conference honors and was the recipient of the Jack Stephenson Award, given by the coaching staff to the team's outstanding defensive lineman in 2009
- ♦ Garnered Freshman All-American honors from Rivals.com, Scout.com and The Sporting News in 2007
- ♦ Graduated with a degree in human development

PERSONAL

- ♦ Attended Peachtree Ridge High School (Suwanee, Ga.)
- ♦ Named 2006 Georgia Class 5A Defensive Player of the Year, helping Peachtree Ridge capture the state championship as a senior
- ♦ Totaled 88 tackles and 11.0 sacks during his senior campaign
- ♦ Son of former NFL and University of Pittsburgh running back Craig "Ironhead" Heyward and Charlotte Heyward Blackwell
- ♦ Cameron's stepfather, Cory Blackwell, played football at Wisconsin
- ♦ Married to Allie
- ♦ Couple has one son, Callen Grey, and two daughters, Chloe and Caia
- ♦ Started his foundation, "The Heyward House" in May 2015
- ♦ Full name: Cameron Phillips Heyward

COMMUNITY

- ♦ Five-time Steelers Walter Payton Man of the Year (2015, 2017, 2018, 2021, 2022)
- ♦ Created his foundation, The Heyward House, in 2015, which supports Pittsburghers in need through a variety of programs and partnerships
- ♦ Began the Rufus and Judy Jordan Literacy Program in 2020, and as part of the program, built Little Free Libraries where he stocks books in under-served communities
- ♦ Built the Heyward Performance Center field house for his high school, Peachtree Ridge, in 2020
- ♦ Created a birthday club, Cam's Birthday Bash, where every year on his birthday, he throws a birthday party at Dave and Buster's complete with food, games and gifts, for children who often don't get the opportunity to celebrate their birthdays
- ♦ Through Craig's Closet, a program he named after his father, high school boys in the Pittsburgh area with free dress clothes for interviews, internships, banquets, and more
- ♦ Partners with Blessings in a Backpack to provide backpacks of food for students to take home over the weekend
- ♦ Began Voices of Hope Scholarship to provide brain tumor patients, or the family members of those affected by a brain tumor diagnosis, the opportunity to pursue a post-secondary education
- ♦ Annually treats 200 families per year to Thanksgiving dinner through his food distribution with Greater Pittsburgh Food Bank
- ♦ Has donated \$150,000 over the last two seasons to the Steelers Social Justice Fund
- ♦ Serves on the Steelers Social Justice Committee and led one of the Social Justice Film Series nights

REGULAR SEASON COMPARISON: DEFENSIVE - NEW ENGLAND PATRIOTS

DATE	OPP	W/L	GP/GS	TACKLES				SACK	YDS.	INT	TFL	PD	QBH	MISC		
				TOT	SOLO	ASST	ASST							TD	FF	FR
10/30/11	PIT vs. NE	W	P	0	0	0	0.0	0.0	0	0	0	0	0	0	0	0
11/3/13	PIT @ NE	L	S	5	2	3	1.0	8.0	0	1	0	2	0	0	0	0
9/10/15	PIT @ NE	L	S	4	1	3	0.0	0.0	0	0	0	0	0	0	0	0
12/17/17	PIT vs. NE	L	S	1	1	0	1.0	8.0	0	1	1	2	0	0	0	0
12/16/18	PIT vs. NE	W	S	4	1	3	0.0	0.0	0	0	0	2	0	0	0	0
9/8/19	PIT @ NE	L	S	7	3	4	0.0	0.0	0	0	0	0	0	0	0	0
9/18/22	PIT vs. NE	L	S	5	3	2	0.0	0.0	0	0	1	0	0	0	0	0
TOTALS			2/5	7/6	26	11	15	2.0	16.0	0	2	2	6	0	0	0

CAMERON HEYWARD'S NFL REGULAR SEASON DEFENSIVE STATISTICS

DATE	TEAM	GP	GS	TK	S	A	TACKLES				INTERCEPTIONS				O. FUMB			ST			MISC							
							TFL	YDS	SK	YDS	QBH	NO	YDS	LG	TD	PD	FF	FR	TD	YDS	TK	S	A	FF	FR	S	A	
2011	Steelers	16	0	11	10	1	0	0	1.0	8.0	3	0	0	0	0	1	1	0	0	0	0	0	0	0	0	0	0	0
2012	Steelers	16	0	20	13	7	2	0	1.5	5.0	3	0	0	0	0	0	0	0	0	0	0	0	0	0	0	0	0	0
2013	Steelers	16	13	59	35	24	7	51	5.0	41.0	10	0	0	0	0	4	0	1	0	8	0	0	0	0	0	0	0	0
2014	Steelers	16	16	53	33	20	11	54	7.5	47.0	16	0	0	0	0	7	0	0	0	0	0	0	0	0	0	0	0	0
2015	Steelers	16	16	54	39	15	15	69	7.0	35.0	13	0	0	0	0	2	1	0	0	0	0	0	0	0	0	0	0	0
2016	Steelers	7	7	21	17	4	4	18	3.0	16.0	5	0	0	0	0	4	0	1	0	1	0	0	0	0	0	0	0	0
2017	Steelers	15	15	45	30	15	16	78	12.0	71.0	22	0	0	0	0	3	2	1	0	0	0	0	0	0	0	0	0	0
2018	Steelers	16	16	51	29	22	10	55	8.0	60.0	18	0	0	0	0	3	1	1	0	0	0	0	0	0	0	0	0	0
2019	Steelers	16	16	83	51	32	11	53	9.0	61.0	23	0	0	0	0	6	1	0	0	0	0	0	0	0	0	0	0	0
2020	Steelers	15	15	54	30	24	7	20	4.0	28.5	19	1	0	0	0	3	0	0	0	0	0	0	0	0	0	0	0	0
2021	Steelers	17	17	89	53	36	15	58	10.0	55.5	17	1	0	0	0	9	1	1	0	0	0	0	0	0	0	0	0	0
2022	Steelers	17	17	74	39	35	14	58	10.5	72.5	23	0	0	0	0	4	1	1	0	0	0	0	0	0	0	0	0	0
2023	Steelers	6	6	19	15	4	4	14	1.0	6.0	2	0	0	0	0	0	0	0	0	0	0	0	0	0	0	0	0	0
NFL TOTALS		189	154	633	394	239	116	528	79.5	506.5	174	2	0	0	0	46	8	7	0	9	0	0	0	0	0	0	0	0

CAMERON HEYWARD'S NFL POSTSEASON DEFENSIVE STATISTICS

DATE	TEAM	GP	GS	TK	S	A	TACKLES				INTERCEPTIONS				O. FUMB			ST			MISC							
							TFL	YDS	SK	YDS	QBH	NO	YDS	LG	TD	PD	FF	FR	TD	YDS	TK	S	A	FF	FR	S	A	
2011	Steelers	1	0	4	3	1	0	0	0.0	0.0	0	0	0	0	0	0	0	0	0	0	0	0	0	0	0	0	0	0
2014	Steelers	1	1	2	2	0	0	0	0.0	0.0	2	0	0	0	0	0	0	0	0	0	0	0	0	0	0	0	0	0
2015	Steelers	2	2	1	1	0	0	1.0	11.0	4	0	0	0	0	0	1	0	0	0	0	0	0	0	0	0	0	0	0
2017	Steelers	1	1	1	1	0	1	2	0.0	0.0	0	0	0	0	0	0	0	0	0	0	0	0	0	0	0	0	0	0
2020	Steelers	1	1	1	1	0	0	0	0.0	0.0	0	0	0	0	0	1	0	0	0	0	0	0	0	0	0	0	0	0
2021	Steelers	1	1	4	2	2	0	0	0.0	0.0	0	0	0	0	0	1	0	0	0	0	0	0	0	0	0	0	0	0
NFL TOTALS		7	6	13	10	3	1	2	1.0	11.0	6	0	0	0	0	1	2	0	0	0	0	0	0	0	0	0	0	0

SINGLE-GAME HIGHS: DEFENSIVE

Total Tackles	10 vs. Miami Dolphins, Dec 08, 2013 9 vs. Seattle Seahawks, Oct 17, 2021 ...1 more at 9.	Fumble Recoveries	1 at Cincinnati Bengals, Sep 11, 2022 1 at Buffalo Bills, Sep 12, 2021 ...5 more at 1.
Solo Tackles	7 vs. Kansas City Chiefs, Oct 02, 2016 7 vs. Baltimore Ravens, Oct 01, 2015 ...1 more at 7.	Tackles For Loss	3 vs. Las Vegas Raiders, Dec 24, 2022 3 vs. Kansas City Chiefs, Oct 02, 2016 ...5 more at 1.
Sacks	3.0 vs. Kansas City Chiefs, Oct 02, 2016 2.5 vs. Cincinnati Bengals, Sep 30, 2019	Interceptions	1 vs. Chicago Bears, Nov 08, 2021 1 at New York Giants, Sep 14, 2020
Passes Defensed	2 vs. Cleveland Browns, Jan 03, 2022 2 vs. Denver Broncos, Oct 10, 2021 ...5 more at 2.	Longest Opp Fumble Return	8 at Cleveland Browns, Nov 24, 2013 1 vs. Cincinnati Bengals, Sep 18, 2016
Forced Fumbles	1 at Buffalo Bills, Oct 09, 2022 1 at Buffalo Bills, Sep 12, 2021 ...6 more at 1.		

SINGLE-GAME HIGHS - POSTSEASON: DEFENSIVE

Total Tackles	4 at Kansas City Chiefs, Jan 16, 2022 4 at Denver Broncos, Jan 08, 2012 2 vs. Baltimore Ravens, Jan 03, 2015 1 vs. Cleveland Browns, Jan 10, 2021 1 vs. Jacksonville Jaguars, Jan 14, 2018 ...1 more at 1.	Passes Defensed	1 vs. Cleveland Browns, Jan 10, 2021
Solo Tackles	3 at Denver Broncos, Jan 08, 2012 2 at Kansas City Chiefs, Jan 16, 2022 2 vs. Baltimore Ravens, Jan 03, 2015 1 vs. Cleveland Browns, Jan 10, 2021 1 vs. Jacksonville Jaguars, Jan 14, 2018 ...1 more at 1.	Forced Fumbles	1 at Kansas City Chiefs, Jan 16, 2022 1 at Cincinnati Bengals, Jan 09, 2016
Sacks	1.0 at Cincinnati Bengals, Jan 09, 2016	Tackles For Loss	1 vs. Jacksonville Jaguars, Jan 14, 2018

SINGLE-GAME HIGHS: RUSHING/RECEIVING

All-Purpose Yards	11 vs. Baltimore Ravens, Oct 20, 2013 8 at Cleveland Browns, Nov 24, 2013	Kickoff Return Yards	11 vs. Baltimore Ravens, Oct 20, 2013
Kickoff Returns	1 vs. Baltimore Ravens, Oct 20, 2013	Longest Kickoff Return	11 vs. Baltimore Ravens, Oct 20, 2013

2018 GAME-BY-GAME REGULAR-SEASON STATISTICS (STEELERS)

Table with columns: DATE, OPPONENT, P/S, TACKLES (TK, S, A, SK, YDS, TFL, YDS, QBH), INTERCEPTIONS (NO, YDS, LG, TD, PD), O. FUMB (FF, FR, TD, YDS), ST (TK, S, A, FF, FR), MISC (S, A), W/L, SCORE. Rows include games from 09/09 to 12/30 and 2018 TOTALS.

2017 GAME-BY-GAME REGULAR-SEASON STATISTICS (STEELERS)

Table with columns: DATE, OPPONENT, P/S, TACKLES (TK, S, A, SK, YDS, TFL, YDS, QBH), INTERCEPTIONS (NO, YDS, LG, TD, PD), O. FUMB (FF, FR, TD, YDS), ST (TK, S, A, FF, FR), MISC (S, A), W/L, SCORE. Rows include games from 09/10 to 12/31 and 2017 TOTALS.

+ - Overtime

2016 GAME-BY-GAME REGULAR-SEASON STATISTICS (STEELERS)

Table with columns: DATE, OPPONENT, P/S, TACKLES (TK, S, A, SK, YDS, TFL, YDS, QBH), INTERCEPTIONS (NO, YDS, LG, TD, PD), O. FUMB (FF, FR, TD, YDS), ST (TK, S, A, FF, FR), MISC (S, A), W/L, SCORE. Rows include games from 09/12 to 11/13 and 2016 TOTALS.

2015 GAME-BY-GAME REGULAR-SEASON STATISTICS (STEELERS)

Table with columns: DATE, OPPONENT, P/S, TACKLES (TK, S, A, SK, YDS, TFL, YDS, QBH), INTERCEPTIONS (NO, YDS, LG, TD, PD), O. FUMB (FF, FR, TD, YDS), ST (TK, S, A, FF, FR), MISC (S, A), W/L, SCORE. Rows include games from 09/10 to 01/03 and 2015 TOTALS.

+ - Overtime



83

TIGHT END/FULLBACK

CONNOR HEYWARD

HEIGHT: 6-0
WEIGHT: 230
BORN: January 22, 1999
COLLEGE: Michigan State

BIRTHPLACE: Duluth, GA
HOW ACQUIRED: D6 '22
NFL EXPERIENCE: 2nd year

PRO CAREER

- ✦ Has played in 17 games (no starts)
- ✦ Made NFL debut in Week 1 of 2022 (at Cincinnati)

2022 (STEELERS)

- ✦ Appeared in all 17 regular-season games
- ✦ Registered 12 receptions for 151 yards and one touchdown and two rushes for 27 yards
- ✦ Added on nine tackles (three solo) on special teams
- ✦ Caught the first two passes of his career in Week 5 at Buffalo
- ✦ Hauled in a season-long 45-yard reception in the fourth quarter in Week 6 vs. Tampa Bay that set up a Chase Claypool touchdown two plays later
- ✦ Caught his first touchdown on a 17-yard pass in Week 13 at Atlanta, his hometown where his late father, Craig Heyward, used to play
- ✦ Sealed the victory with a 21-yard run with 25 seconds left in the fourth quarter in Week 16 vs. Las Vegas

TRANSACTIONS

- ✦ Signed a four-year contract with Pittsburgh on May 13, 2022
- ✦ Drafted in the sixth round (208th overall) of the 2022 NFL Draft

COLLEGE

- ✦ Played in 49 career games with the Spartans from 2017-21, including 28 starts (eight in 2018, one in 2019, six in 2020, 13 in 2021; 15 at running back from 2018-20, 13 at tight end in 2021)
- ✦ Four-year letterwinner
- ✦ Accepted a Senior Bowl invitation
- ✦ Made the position switch from running back to tight end during preseason camp in 2021
- ✦ Finished his career with 2,265 all-purpose yards (825 rushing, 723 kick return, 711 receiving, 6 punt return)
- ✦ Scored 11 career TDs (six receiving, five rushing)
- ✦ Finished his career with 825 rushing yards on 211 carries with five TDs
- ✦ Recorded 96 career receptions for 711 yards and six TDs
- ✦ Returned 33 kickoffs in his career for 723 yards, ranking No. 16 on MSU career kick return yards list and tied for No. 18 on career kick return list (33)
- ✦ A finalist for the Paul Hornung Award as a sophomore in 2018

PERSONAL

- ✦ Versatile athlete played five different positions (quarterback, receiver, running back, safety, punter) and was a three-year starter on varsity for Coach Mark Fleetwood at Peachtree Ridge High School
- ✦ Ranked among the top players in Georgia by ESPN.com (No. 58) and 247Sports (No. 96)
- ✦ Listed one of the top all-purpose athletes in the nation by 247Sports (No. 64), Scout.com (No. 67) and ESPN.com (No. 91)
- ✦ Rated one of the top all-purpose athletes in Georgia (No. 11) and the South (No. 30) by Scout.com
- ✦ Named first-team All-Gwinnett County and was an honorable mention all-state choice
- ✦ Selected for the 2016 Gwinnett All-Star Game
- ✦ Team captain his senior year
- ✦ Recorded 47 receptions for 580 yards, including six TD catches, as a senior in 2016
- ✦ Ran for 250 yards on 57 carries and accounted for 10 rushing TDs
- ✦ On defense, started every game at safety and totaled 71 tackles, seven pass break-ups and three interceptions
- ✦ Recorded a 37.0-yard punting average
- ✦ Ended his varsity career with more than 125 receptions and 35 total TDs
- ✦ Four-year starter on the basketball team
- ✦ Son of Charlotte and the late Craig Heyward
- ✦ His late father, Craig, played college football at Pittsburgh before spending 11 years in the NFL with New Orleans (1988-1991), Chicago (1992), Atlanta (1994-95), St. Louis (1997) and Indianapolis (1998); he rushed for 4,301 career yards and was a Pro Bowl selection in 1995 with the Falcons
- ✦ His oldest brother, Cameron, was a 2011 NFL first-round draft choice (No. 31 overall) out of Ohio State and is in his 13th season with the Steelers as a defensive end; he has earned Pro Bowl honors four straight years (2017-20) and All-Pro accolades twice (2017, 2019)
- ✦ Also has an older brother, Corey, who played basketball at Georgia Tech (2013-17)
- ✦ Graduated in May 2021 with a bachelor's degree in communication

REGULAR SEASON COMPARISON: RECEIVING - NEW ENGLAND PATRIOTS

DATE	OPP	W/L	GP/GS	REC	YDS.	AVG.	TD	LG	TGTS	YAC
9/18/22	PIT vs. NE	L	P	0	0	0	0	0	0	0
TOTALS		0/1	1/0	0	0	0	0	0	0	0

CONNOR HEYWARD'S NFL REGULAR SEASON RUSHING/RECEIVING STATISTICS

DATE	TEAM	GP	GS	RECEIVING					RUSHING				
				NO.	YDS.	AVG.	LG	TD	NO.	YDS.	AVG.	LG	TD
2022	Steelers	17	0	12	151	12.6	45	1	2	27	13.5	21	0
2023	Steelers	12	3	19	148	7.8	13	0	1	0	0.0	0	0
NFL TOTALS		29	3	31	299	9.6	45	1	3	27	9.0	21	0

CONNOR HEYWARD'S NFL REGULAR SEASON RETURN STATISTICS

DATE	TEAM	KICKOFF RETURNS					PUNT RETURNS					
		RET.	YDS.	AVG.	LG	TD	NO.	FC	YDS.	AVG.	LG	TD
2022	Steelers	0	0	0.0	0	0	0	0	0	0.0	0	0
2023	Steelers	0	0	0.0	0	0	0	0	0	0.0	0	0
NFL TOTALS		0	0	0.0	0	0	0	0	0	0.0	0	0

SINGLE-GAME HIGHS: RUSHING/RECEIVING

Longest Runs	21 vs. Las Vegas Raiders, Dec 24, 2022	Longest Receptions	45 vs. Tampa Bay Buccaneers, Oct 16, 2022
	6 vs. Cleveland Browns, Jan 08, 2023		27 vs. Cleveland Browns, Jan 08, 2023
Receptions	5 vs. Jacksonville Jaguars, Oct 29, 2023	All-Purpose Yards	51 vs. Cleveland Browns, Jan 08, 2023
	3 vs. Green Bay Packers, Nov 12, 2023		49 vs. Tampa Bay Buccaneers, Oct 16, 2022
	...2 more at 3.	Special Teams Tackles	2 at Philadelphia Eagles, Oct 30, 2022
Receiving Yards	49 vs. Tampa Bay Buccaneers, Oct 16, 2022		1 at Baltimore Ravens, Jan 01, 2023
	45 vs. Cleveland Browns, Jan 08, 2023		...6 more at 1.
Receiving Average	15.0 vs. Cleveland Browns, Jan 08, 2023	Most TDs	1 at Atlanta Falcons, Dec 04, 2022
	10.7 vs. Green Bay Packers, Nov 12, 2023		


2023 GAME-BY-GAME REGULAR-SEASON STATISTICS (STEELERS)

DATE	OPPONENT	P/S	RECEIVING					RUSHING					W/L	SCORE
			NO.	YDS.	AVG.	LG	TD	NO.	YDS.	AVG.	LG	TD		
09/10	49ers	P	2	19	9.5	11	0	0	0	0.0	0	0	L	7-30
09/18	Browns	P	0	0	0.0	0	0	0	0	0.0	0	0	W	26-22
09/24	at Raiders	P	0	0	0.0	0	0	1	0	0.0	0	0	W	23-18
10/01	at Texans	P	0	0	0.0	0	0	0	0	0.0	0	0	L	6-30
10/08	Ravens	P	3	23	7.7	12	0	0	0	0.0	0	0	W	17-10
10/22	at Rams	S	2	23	11.5	12	0	0	0	0.0	0	0	W	24-17
10/29	Jaguars	S	5	24	4.8	9	0	0	0	0.0	0	0	L	10-20
11/02	Titans	S	2	16	8.0	11	0	0	0	0.0	0	0	W	20-16
11/12	Packers	P	3	32	10.7	13	0	0	0	0.0	0	0	W	23-19
11/19	at Browns	P	0	0	0.0	0	0	0	0	0.0	0	0	L	10-13
11/26	at Bengals	P	2	11	5.5	10	0	0	0	0.0	0	0	W	16-10
12/03	Cardinals	P	0	0	0.0	0	0	0	0	0.0	0	0	L	10-24
2023 TOTALS	12-3		19	148	7.8	13	0	1	0	0.0	0	0	7-5	

2022 GAME-BY-GAME REGULAR-SEASON STATISTICS (STEELERS)

DATE	OPPONENT	P/S	RECEIVING					RUSHING					W/L	SCORE
			NO.	YDS.	AVG.	LG	TD	NO.	YDS.	AVG.	LG	TD		
09/11	at Bengals	P	0	0	0.0	0	0	0	0	0.0	0	0	W	23-20+
09/18	Patriots	P	0	0	0.0	0	0	0	0	0.0	0	0	L	14-17
09/22	at Browns	P	0	0	0.0	0	0	0	0	0.0	0	0	L	17-29
10/02	Jets	P	0	0	0.0	0	0	0	0	0.0	0	0	L	20-24
10/09	at Bills	P	2	12	6.0	7	0	0	0	0.0	0	0	L	3-38
10/16	Buccaneers	P	2	49	24.5	45	0	0	0	0.0	0	0	W	20-18
10/23	at Dolphins	P	1	6	6.0	6	0	0	0	0.0	0	0	L	10-16
10/30	at Eagles	P	0	0	0.0	0	0	0	0	0.0	0	0	L	13-35
11/13	Saints	P	2	9	4.5	8	0	0	0	0.0	0	0	W	20-10
11/20	Bengals	P	0	0	0.0	0	0	0	0	0.0	0	0	L	30-37
11/28	at Colts	P	0	0	0.0	0	0	0	0	0.0	0	0	W	24-17
12/04	at Falcons	P	1	17	17.0	17t	1	0	0	0.0	0	0	W	19-16
12/11	Ravens	P	1	13	13.0	13	0	0	0	0.0	0	0	L	14-16
12/18	at Panthers	P	0	0	0.0	0	0	0	0	0.0	0	0	W	24-16
12/24	Raiders	P	0	0	0.0	0	0	1	21	21.0	21	0	W	13-10
01/01	at Ravens	P	0	0	0.0	0	0	0	0	0.0	0	0	W	16-13
01/08	Browns	P	3	45	15.0	27	0	1	6	6.0	6	0	W	28-14
2022 TOTALS	17-0		12	151	12.6	45	1	2	27	13.5	21	0	9-8	

+ - Overtime



56

LINEBACKER
ALEX HIGHSMITH

HEIGHT: 6-4	BIRTHPLACE: Wilmington, NC
WEIGHT: 242	HOW ACQUIRED: D3 '20
BORN: August 7, 1997	NFL EXPERIENCE: 4th year
COLLEGE: Charlotte	

PRO CAREER

- ✦ Has played in 49 games (38 starts) in his NFL career
- ✦ Has registered 179 tackles (110 solo), 32 tackles for loss, 22.5 sacks, 41 quarterback hits, one interception, two passes defended and six forced fumbles
- ✦ Has recorded six tackles (four solo) on special teams
- ✦ Ranks first in strip sacks (five), first in forced fumbles (six) and tied for second-most in sacks (17.5) in his last 20 games dating back to Week 16 of the 2021 season
- ✦ Has recorded seven multi-sack games in his career
- ✦ Made NFL debut in Week 1 of 2020 (at N.Y. Giants)
- ✦ Made NFL starting debut in Week 13 of 2020 (vs. Washington)

2022 (STEELERS)

- ✦ Played in 17 regular-season games (17 starts)
- ✦ Registered 63 tackles (38 solo), 20 quarterback hits, 12 tackles for loss, five forced fumbles, 14.5 sacks and one pass defended
- ✦ Ranked first on the team in sacks and forced fumbles
- ✦ Ranked second on the team in tackles for loss and quarterback hits
- ✦ His 14.5 sacks were tied for sixth-most in the NFL, fourth-most in the AFC and fifth-most in single-season franchise history
- ✦ His five forced fumbles were tied for first in the League
- ✦ His four strip sacks were tied for second-most in the League
- ✦ Registered career highs in sacks (3.0) and quarterback hits (four) in Week 1 at Cincinnati
- ✦ Added on nine tackles (six solo), two tackles for loss and a forced fumble that was recovered by DT Cameron Heyward in Week 1 at Cincinnati
- ✦ Recorded the fifth multi-sack game of his career with 1.5 in Week 3 at Cleveland, along with eight tackles (six solo), two quarterback hits and two tackles for loss
- ✦ Strip sacked QB Tom Brady in a Week 6 victory vs. Tampa Bay
- ✦ Was named the AFC Defensive Player of the Week for his performance in Week 10 vs. New Orleans where he registered five tackles (three solo), 2.0 sacks, one tackle for loss, one quarterback hit and one forced fumble
- ✦ Notched his fourth strip sack of the season in Week 12 at Indianapolis
- ✦ Took down QB Deshaun Watson for 2.5 sacks in the season finale vs. Cleveland along with eight tackles (six solo), two tackles for loss and three quarterback hits

2021 (STEELERS)

- ✦ Played in 16 regular-season games (16 starts)
- ✦ Registered career highs in tackles (74 total, 46 solo) and tackles for loss (15)
- ✦ Added on 15 quarterback hits, 6.0 sacks and one forced fumble
- ✦ Inactive due to a groin injury in Week 3 vs Cincinnati
- ✦ Registered the first multi-sack game of his career with 1.5 takedowns of QB Geno Smith in Week 6 vs Seattle and repeated the feat in Week 11 at the Los Angeles Chargers
- ✦ Recorded the first game of his career with double-digit tackles (11) in Week 10 vs Detroit
- ✦ Left the Week 14 game at Minnesota with a hamstring injury and did not return
- ✦ Notched the first strip sack of his career on QB Patrick Mahomes in Week 16 at Kansas City
- ✦ Recorded a career-high 2.0 sacks in Week 17 vs Cleveland

2020 (STEELERS)

- ✦ Played in 16 games (five starts)
- ✦ Registered 42 tackles, 26 solo stops, five tackles for loss, 2.0 sacks, six quarterback hits, one interception and one pass defended
- ✦ Recorded six tackles (four solo) on special teams
- ✦ Reached a career high in special-teams tackles with three in Week 6 vs. Cleveland
- ✦ Recorded the first sack of his career in Week 9 at Dallas
- ✦ Entered the starting lineup in Week 13 vs. Washington
- ✦ Intercepted his first career pass in Week 8 at Baltimore

TRANSACTIONS

- ✦ Signed a four-year contract with Pittsburgh on July 21, 2020
- ✦ Drafted by the Steelers in the third round (102nd overall) of the 2020 NFL Draft

COLLEGE

- ✦ Four-year letterwinner at Charlotte (2015-19)
- ✦ Owns school records for sacks in a game (4.5), season (14.0) and career (20.0) and tackles for loss in a game (5.0) and season (21.5)
- ✦ Ranks second in school history with 46.0 tackles for loss and fifth with 185 career tackles
- ✦ 2020 NFL Combine participant
- ✦ Named to the 2020 NFL All-Combine Team as an edge rusher
- ✦ 2020 East-West Shrine Bowl
- ✦ 2019 Third Team All-American by both AP and Pro Football Focus
- ✦ First 49er to earn All-American honors
- ✦ 2020 East-West Shrine Bowl
- ✦ 2018 and 2019 First Team All-Conference USA (coaches)
- ✦ First 49er to be named first-team All-C-USA twice
- ✦ 2019 First Team All-C-USA by PFF and Phil Steele
- ✦ Ranked fourth in the nation in sacks (14.0) and fifth in tackles for loss (21.5) in 2019
- ✦ Named to PFF's 2019 All-Draft Stock Team for those players whose draft stock rose the most this season
- ✦ Starting DE in 49ers' first-ever bowl game (2019 Bahamas Bowl)
- ✦ 2019 Team Captain
- ✦ 2019 Chuck Bednarik Award (Defensive Player of the Year) Watch List
- ✦ 2019 Burlsworth Trophy Semifinalist
- ✦ 2018 first-team all-C-USA by PFF and second team by Phil Steele
- ✦ Joined the 49ers for the 2015 season as a walk-on
- ✦ Earned scholarship during the summer of 2017
- ✦ Graduated with a degree in exercise science

PERSONAL

- ✦ Attended Eugene Ashley High School (Wilmington, North Carolina)
- ✦ Parents are Sam and Pam Highsmith
- ✦ Has a sister, Lauryn
- ✦ A/B Honor Roll throughout high school
- ✦ National Honor Society
- ✦ Also played basketball and baseball

COMMUNITY

- ✦ Foundation supports development in physical and family involvement, athletic participation, academic support, social/emotional support, and family involvement
- ✦ Has hosted youth football camps during the past three off-season
- ✦ Donated backpacks and school supplies to Clairton Elementary school last season
- ✦ Serves on the Steelers Social Justice Committee and led one of the Social Justice Film Series nights

REGULAR SEASON COMPARISON: DEFENSIVE - NEW ENGLAND PATRIOTS

DATE	OPP	W/L	GP/GS	TACKLES					SACK	YDS.	INT	TFL	PD	QBH	TD	MISC		
				TOT	SOLO	ASST	FF	FR										
9/18/22	PIT vs. NE	L	S	3	2	1	0.0	0.0	0	0	0	0	1	0	0	0		
TOTALS		0/1	1/1	3	2	1	0.0	0.0	0	0	0	0	1	0	0	0		

ALEX HIGHSMITH'S NFL REGULAR SEASON DEFENSIVE STATISTICS

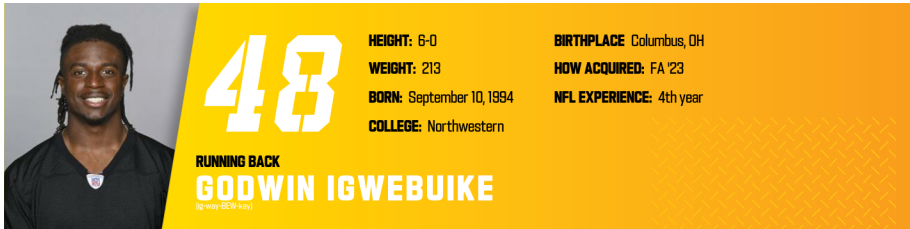
DATE	TEAM	GP	GS	TACKLES					INTERCEPTIONS					O. RUMB					ST					MISC			
				TK	S	A	TFL	YDS	SK	YDS	QBH	NO	YDS	LG	TD	PD	FF	FR	TD	YDS	TK	S	A	FF	FR	S	A
2020	Steelers	16	5	42	26	16	5	22	2.0	16.0	6	1	2	2	0	1	0	0	0	0	6	4	2	0	0	0	0
2021	Steelers	16	16	74	46	28	15	54	6.0	35.5	15	0	0	0	0	1	0	0	0	0	0	0	0	0	0	0	
2022	Steelers	17	17	63	38	25	12	91	14.5	118.0	20	0	0	0	1	5	0	0	0	0	0	0	0	0	0	0	
2023	Steelers	12	12	47	25	22	7	26	6.0	37.5	16	1	30	30t	1	2	2	0	0	0	0	0	0	0	0	0	
NFL TOTALS		61	50	226	135	91	39	193	28.5	207.0	57	2	32	30T	1	4	8	0	0	0	6	4	2	0	0	0	

ALEX HIGHSMITH'S NFL POSTSEASON DEFENSIVE STATISTICS

DATE	TEAM	GP	GS	TACKLES					INTERCEPTIONS					O. RUMB					ST					MISC		
				TK	S	A	TFL	YDS	SK	YDS	QBH	NO	YDS	LG	TD	PD	FF	FR	TD	YDS	TK	S	A	FF	FR	S
2020	Steelers	1	1	2	1	1	0	0.0	0.0	0	0	0	0	0	0	0	0	0	0	0	0	0	0	0	0	0
2021	Steelers	1	1	3	2	1	1	10	1.0	10.0	1	0	0	0	0	0	0	0	0	0	0	0	0	0	0	0
NFL TOTALS		2	2	5	3	2	1	10	1.0	10.0	1	0	0	0	0	0	0	0	0	0	0	0	0	0	0	0

2020 GAME-BY-GAME REGULAR-SEASON STATISTICS (STEELERS)

DATE	OPPONENT	P/S	TACKLES							INTERCEPTIONS					O. FUMB				ST				MISC		W/L	SCORE			
			TK	S	A	SK	YDS	TFL	YDS	QBH	NO	YDS	LG	TD	PD	FF	FR	TD	YDS	TK	S	A	FF	FR			S	A	
09/14	at Giants	P	1	1	0	0.0	0.0	0	0	0	0	0	0	0	0	0	0	0	0	0	0	0	0	0	0	0	W	26-16	
09/20	Broncos	P	0	0	0	0.0	0.0	0	0	0	0	0	0	0	0	0	0	0	0	0	0	0	0	0	0	0	W	26-21	
09/27	Texans	P	1	1	0	0.0	0.0	1	1	0	0	0	0	0	0	0	0	0	0	0	0	0	0	0	0	0	W	28-21	
10/11	Eagles	P	1	1	0	0.0	0.0	0	0	0	0	0	0	0	0	0	0	0	0	0	0	0	0	0	0	0	W	38-29	
10/18	Browns	P	0	0	0	0.0	0.0	0	0	0	0	0	0	0	0	0	0	0	0	0	0	0	0	0	0	0	W	38-7	
10/25	at Titans	P	4	3	1	0.0	0.0	0	0	0	0	0	0	0	0	0	0	0	0	0	0	0	0	0	0	0	W	27-24	
11/01	at Ravens	P	2	2	0	0.0	0.0	0	0	0	1	2	2	0	1	0	0	0	0	0	0	0	0	0	0	0	W	28-24	
11/08	at Cowboys	P	2	2	0	1.0	6.0	1	6	1	0	0	0	0	0	0	0	0	0	0	0	0	0	0	0	0	W	24-19	
11/15	Bengals	P	1	1	0	0.0	0.0	1	1	0	0	0	0	0	0	0	0	0	0	0	0	0	0	0	0	0	W	36-10	
11/22	at Jaguars	P	2	2	0	0.0	0.0	0	0	0	0	0	0	0	0	0	0	0	0	0	0	0	0	0	0	0	W	27-3	
12/02	Ravens	P	1	0	1	0.0	0.0	0	0	0	0	0	0	0	0	0	0	0	0	0	0	1	0	1	0	0	W	19-14	
12/07	Football Team	S	5	2	3	0.0	0.0	0	0	0	0	0	0	0	0	0	0	0	0	0	0	0	0	0	0	0	L	17-23	
12/13	at Bills	S	1	1	0	0.0	0.0	1	4	1	0	0	0	0	0	0	0	0	0	0	0	0	0	0	0	0	L	15-26	
12/21	at Bengals	S	5	3	2	0.0	0.0	0	0	1	0	0	0	0	0	0	0	0	0	0	0	0	0	0	0	0	L	17-27	
12/27	Colts	S	7	3	4	0.0	0.0	0	0	2	0	0	0	0	0	0	0	0	0	0	0	1	1	0	0	0	W	28-24	
01/03	at Browns	S	9	6	3	1.0	10.0	1	10	1	0	0	0	0	0	0	0	0	0	0	0	0	0	0	0	0	L	22-24	
2020 TOTALS			16-5		42	26	16	2.0	16.0	5	22	6	1	2	2	0	1	0	0	0	0	6	4	2	0	0	0	0	12-4



48

HEIGHT: 6-0
WEIGHT: 213
BORN: September 10, 1994
COLLEGE: Northwestern

BIRTHPLACE: Columbus, OH
HOW ACQUIRED: FA '23
NFL EXPERIENCE: 4th year

RUNNING BACK
GODWIN IGWEBUIKE
(by way of FA)

PRO CAREER

- ✦ Has appeared in 30 career games (one start) in his four-year NFL career (Tampa Bay 2018; San Francisco 2018; Detroit 2021; Seattle 2022; Atlanta 2023)
- ✦ Has totaled 21 carries for 122 rushing yards and one rushing TD
- ✦ Has also returned 39 kicks for 1,006 yards
- ✦ Made NFL starting debut in Week 14 of 2021 (at Denver)
- ✦ Made NFL debut in Week 1 of 2021 (vs. San Francisco)

2023 (STEELERS/FALCONS)

- ✦ Played for the Falcons in both Week 1 and 2
- ✦ Contributed on offense and helped to record 221 total net yards, including 130 rushing yards in Week 1 vs. Carolina

2022 (SEAHAWKS)

- ✦ Played in five games
- ✦ Returned 11 kicks for 308 yards, including a career-long 50-yard return

2021 (LIONS)

- ✦ Played in all 17 regular-season games (one start)
- ✦ Registered 18 rushes for 118 rushing yards and one rushing TD after converting from safety to running back
- ✦ Returned 28 kicks for 697 yards

2018 (49ERS/BUCCANEERS)

- ✦ Appeared in five games with the 49ers and one with the Bucs

TRANSACTIONS

- ✦ Signed to the Pittsburgh active roster off the Falcons practice squad on Sept. 20, 2023
- ✦ Signed to the Atlanta practice squad on Aug. 30, 2023
- ✦ Waived by the Falcons on Aug. 29, 2023
- ✦ Signed by Atlanta on July 30, 2023
- ✦ Signed to the Seattle active roster on Dec. 26, 2022
- ✦ Signed to the Seahawks practice squad on Nov. 8, 2022
- ✦ Released by Seattle on Oct. 25, 2022
- ✦ Signed to the Seahawks practice squad on Sept. 28, 2022
- ✦ Released by Detroit on Aug. 30, 2022
- ✦ Signed a Reserve/Futures contract with the Lions on Jan. 14, 2021
- ✦ Released by the N.Y. Jets on Aug. 31, 2019
- ✦ Claimed via waivers by the Jets on Aug. 4, 2019
- ✦ Released by Philadelphia on Aug. 3, 2019
- ✦ Claimed via waivers by the Eagles on April 30, 2019
- ✦ Released by San Francisco on April 29, 2019
- ✦ Claimed via waivers by the 49ers on Nov. 27, 2018
- ✦ Released by Tampa Bay on Nov. 26, 2018
- ✦ Signed to the Buccaneers practice squad on Sept. 2, 2018
- ✦ Released by Tampa Bay on Sept. 1, 2018
- ✦ Signed as an undrafted free agent by the Buccaneers on May 11, 2018

COLLEGE

- ✦ Played four seasons (2014-17) at Northwestern
- ✦ Appeared in 50 games (43 starts) and recorded 324 total tackles (214 solo), 31 passes defended, seven interceptions, three forced fumbles and three fumble recoveries
- ✦ Two-time Second-Team All-Big Ten selection
- ✦ As a redshirt senior in 2017, played in 13 games (12 starts) and led NU defensive backs and ranked third on the team with 78 total tackles (51 solo). Also had a team-best 11 passes defended, two interceptions, one forced fumble and one fumble recovery
- ✦ Started all 13 games as a redshirt junior in 2016 and led the Wildcats with 108 total tackles (78 solo)
- ✦ Also defended nine passes defended, one forced fumble and one fumble recovery
- ✦ As a redshirt sophomore in 2015, started every game and finished second on the team with 87 total tackles (51 solo). Also recorded two passes defended and forced and recovered a fumble
- ✦ In 2014, played in 11 games (five starts) and tied for the team-lead 51 total tackles (34 solo)
- ✦ Also tallied six passes defended and a career-high three interceptions
- ✦ Redshirted in 2013 as a freshman

PERSONAL

- ✦ Attended Pickerington North (Ohio) H.S.
- ✦ Led Pickerington North to a 12-2 record, a Regional 3 DI Championship and an appearance in the state semifinals after recording 1,985 yards on the ground, 29 TDs and 15 catches for 179 receiving yards
- ✦ Also notched five interceptions, including a pick-six, along with 79 tackles and two forced fumbles as a senior
- ✦ Selected as the 2012 Collegiate Sports of America PrepStar Player of the Year for Central Ohio
- ✦ Named First-Team OCC-Ohio Division
- ✦ Spent the 2020 season with the Seattle Dragons of the XFL
- ✦ Nephew of former NFL K Donald Igwebuikwe, a Nigerian-born kicker who scored the fourth-most points in Bucs history
- ✦ Majored in learning and organizational change
- ✦ Full name: Godwin Eric Igwebuikwe
- ✦ Son of Leo and Ebony Igwebuikwe

GODWIN IGWEBUIKE'S NFL REGULAR SEASON RUSHING/RECEIVING STATISTICS

DATE	TEAM	GP	GS	RUSHING					RECEIVING					
				NO.	YDS.	AVG.	LG	TD	NO.	YDS.	AVG.	LG	TD	
2018	Buccaneers	1	0	0	0	0.0	0	0	0	0	0	0.0	0	0
Went from Tampa Bay to San Francisco.														
2018	49ers	5	0	0	0	0.0	0	0	0	0	0	0.0	0	0
2018	TOTAL	6	0	0	0	0.0	0	0	0	0	0	0.0	0	0
2021	Lions	17	1	18	118	6.6	42T	1	7	60	8.6	18	0	0
2022	Seahawks	5	0	3	4	1.3	4	0	1	3	3.0	3	0	0
2023	Falcons	2	0	0	0	0.0	0	0	0	0	0.0	0	0	0
Went from Atlanta to Pittsburgh.														
2023	Steelers	0	0	0	0	0.0	0	0	0	0	0.0	0	0	0
2023	TOTAL	2	0	0	0	0.0	0	0	0	0	0.0	0	0	0
NFL TOTALS		30	1	21	122	5.8	42T	1	8	63	7.9	18	0	0

GODWIN IGWEBUIKE'S NFL POSTSEASON RUSHING/RECEIVING STATISTICS

DATE	TEAM	GP	GS	RUSHING					RECEIVING					
				NO.	YDS.	AVG.	LG	TD	NO.	YDS.	AVG.	LG	TD	
2022	Seahawks	1	0	0	0	0.0	0	0	0	0	0.0	0	0	0
NFL TOTALS		1	0	0	0	0.0	0	0	0	0	0.0	0	0	0

GODWIN IGWEBUIKE'S NFL REGULAR SEASON RETURN STATISTICS

DATE	TEAM	KICKOFF RETURNS					PUNT RETURNS					
		RET.	YDS.	AVG.	LG	TD	NO.	FC	YDS.	AVG.	LG	TD
2018	Buccaneers	0	0	0.0	0	0	0	0	0	0.0	0	0
Went from Tampa Bay to San Francisco.												
2018	49ers	0	0	0.0	0	0	0	0	0	0.0	0	0
2018	TOTAL	0	0	0.0	0	0	0	0	0	0.0	0	0
2021	Lions	28	697	24.9	47	0	0	0	0	0.0	0	0
2022	Seahawks	11	308	28.0	50	0	0	0	0	0.0	0	0
2023	Falcons	0	0	0.0	0	0	0	0	0	0.0	0	0
Went from Atlanta to Pittsburgh.												
2023	Steelers	5	119	23.8	36	0	0	0	0	0.0	0	0
2023	TOTAL	5	119	23.8	36	0	0	0	0	0.0	0	0
NFL TOTALS		44	1,124	25.5	50	0	0	0	0	0.0	0	0

GODWIN IGWEBUIKE'S NFL POSTSEASON RETURN STATISTICS

DATE	TEAM	KICKOFF RETURNS					PUNT RETURNS					
		RET.	YDS.	AVG.	LG	TD	NO.	FC	YDS.	AVG.	LG	TD
2022	Seahawks	6	150	25.0	37	0	0	0	0	0.0	0	0
NFL TOTALS		6	150	25.0	37	0	0	0	0	0.0	0	0

GODWIN IGWEBUIKE'S NFL REGULAR SEASON DEFENSIVE STATISTICS

DATE	TEAM	GP	GS	TACKLES							INTERCEPTIONS					O. FUMB			ST			MISC						
				TK	S	A	TFL	YDS	SK	YDS	QBH	NO	YDS	LG	TD	PD	FF	FR	TD	YDS	TK	S	A	FF	FR	S	A	
2018	Buccaneers	1	0	0	0	0	0	0	0	0	0	0	0	0	0	0	0	0	0	1	0	1	0	0	0	0	0	
Went from Tampa Bay to San Francisco.																												
2018	49ers	5	0	0	0	0	0	0	0	0	0	0	0	0	0	0	0	0	0	1	1	0	0	0	0	0	0	0
2018	TOTAL	6	0	0	0	0	0	0	0	0	0	0	0	0	0	0	0	0	0	2	1	1	0	0	0	0	0	0
2021	Lions	17	1	0	0	0	0	0	0	0	0	0	0	0	0	0	0	0	0	7	4	3	0	0	0	0	0	0
2022	Seahawks	5	0	0	0	0	0	0	0	0	0	0	0	0	0	0	0	0	0	3	1	2	0	0	0	0	0	0
2023	Falcons	2	0	0	0	0	0	0	0	0	0	0	0	0	0	0	0	0	0	0	0	0	0	0	0	0	0	0
Went from Atlanta to Pittsburgh.																												
2023	Steelers	0	0	0	0	0	0	0	0	0	0	0	0	0	0	0	0	0	0	0	0	0	0	0	0	0	0	0
2023	TOTAL	2	0	0	0	0	0	0	0	0	0	0	0	0	0	0	0	0	0	0	0	0	0	0	0	0	0	0
NFL TOTALS		30	1	0	0	0	0	0	0	0	0	0	0	0	0	0	0	0	0	12	6	6	0	0	0	0	0	0

GODWIN IGWEBUIKE'S NFL POSTSEASON DEFENSIVE STATISTICS

DATE	TEAM	GP	GS	TACKLES							INTERCEPTIONS					O. FUMB			ST			MISC					
				TK	S	A	TFL	YDS	SK	YDS	QBH	NO	YDS	LG	TD	PD	FF	FR	TD	YDS	TK	S	A	FF	FR	S	A
2022	Seahawks	1	0	0	0	0	0	0	0	0	0	0	0	0	0	0	0	0	0	0	0	0	0	0	0	0	0
NFL TOTALS		1	0	0	0	0	0	0	0	0	0	0	0	0	0	0	0	0	0	0	0	0	0	0	0	0	0

SINGLE-GAME HIGHS: RUSHING/RECEIVING

Rush Attempts	8 at Denver Broncos, Dec 12, 2021 3 vs. New York Jets, Jan 01, 2023 ...1 more at 3.	Longest Receptions	18 vs. Philadelphia Eagles, Oct 31, 2021 17 vs. Philadelphia Eagles, Oct 31, 2021
Rushing Yards	56 at Pittsburgh Steelers, Nov 14, 2021 25 at Denver Broncos, Dec 12, 2021	All-Purpose Yards	184 vs. Philadelphia Eagles, Oct 31, 2021 178 at Pittsburgh Steelers, Nov 14, 2021
Rushing Average	3.1 at Denver Broncos, Dec 12, 2021	Kickoff Returns	5 at Pittsburgh Steelers, Nov 14, 2021 4 vs. Philadelphia Eagles, Oct 31, 2021 ...1 more at 4.
Longest Runs	42t at Pittsburgh Steelers, Nov 14, 2021 14 at Pittsburgh Steelers, Nov 14, 2021	Kickoff Return Yards	126 vs. Philadelphia Eagles, Oct 31, 2021 122 at Pittsburgh Steelers, Nov 14, 2021
Rushing TDs	1 at Pittsburgh Steelers, Nov 14, 2021	Longest Kickoff Return	50 vs. Carolina Panthers, Dec 11, 2022 48 at Kansas City Chiefs, Dec 24, 2022
Receptions	3 vs. Philadelphia Eagles, Oct 31, 2021 2 vs. Arizona Cardinals, Dec 19, 2021	Kickoff Return Average	34.7 vs. Carolina Panthers, Dec 11, 2022 31.5 vs. Philadelphia Eagles, Oct 31, 2021
Receiving Yards	40 vs. Philadelphia Eagles, Oct 31, 2021 13 vs. Minnesota Vikings, Dec 05, 2021	Special Teams Tackles	1 at Seattle Seahawks, Jan 02, 2022 1 vs. Minnesota Vikings, Dec 05, 2021 ...7 more at 1.
Receiving Average	13.3 vs. Philadelphia Eagles, Oct 31, 2021	Most TDs	1 at Pittsburgh Steelers, Nov 14, 2021

SINGLE-GAME HIGHS - POSTSEASON: RUSHING/RECEIVING

All-Purpose Yards	150 at San Francisco 49ers, Jan 14, 2023	Longest Kickoff Return	37 at San Francisco 49ers, Jan 14, 2023
Kickoff Returns	6 at San Francisco 49ers, Jan 14, 2023		27 at San Francisco 49ers, Jan 14, 2023
Kickoff Return Yards	150 at San Francisco 49ers, Jan 14, 2023		25 at San Francisco 49ers, Jan 14, 2023 22 at San Francisco 49ers, Jan 14, 2023 20 at San Francisco 49ers, Jan 14, 2023
		Kickoff Return Average	25.0 at San Francisco 49ers, Jan 14, 2023

SINGLE-GAME HIGHS: DEFENSIVE

Special Teams Tackles	1 at Seattle Seahawks, Jan 02, 2022 1 vs. Minnesota Vikings, Dec 05, 2021 ...7 more at 1.
-----------------------	---

2023 GAME-BY-GAME REGULAR-SEASON STATISTICS (FALCONS/STEELERS)

DATE	OPPONENT	P/S	RUSHING					RECEIVING					W/L	SCORE	
			NO.	YDS.	AVG.	LG	TD	NO.	YDS.	AVG.	LG	TD			
09/10	Panthers	P	0	0	0.0	0	0	0	0	0.0	0	0	0	W	24-10
09/17	Packers						PRACTICE SQUAD						W	25-24	
09/24	at Lions						PRACTICE SQUAD						L	6-20	
10/01	at Jaguars						PRACTICE SQUAD						L	7-23	
10/08	Texans						PRACTICE SQUAD						W	21-19	
10/15	Commanders						PRACTICE SQUAD						L	16-24	
10/22	at Buccaneers						PRACTICE SQUAD						W	16-13	
10/29	at Titans						PRACTICE SQUAD						L	23-28	
11/05	Vikings						PRACTICE SQUAD						L	28-31	
11/12	at Cardinals						PRACTICE SQUAD						L	23-25	
11/19	at Browns						Went from Falcons to Steelers . ON INACTIVE LIST						L	10-13	
11/26	Saints						Went from Steelers to Falcons . PRACTICE SQUAD						W	24-15	
12/03	at Jets						PRACTICE SQUAD						W	13-8	
2023 TOTALS		1-0	0	0	0.0	0	0	0	0	0.0	0	0	0	6-7	

2022 GAME-BY-GAME REGULAR-SEASON STATISTICS (SEAHAWKS)

DATE	OPPONENT	P/S	RUSHING					RECEIVING					W/L	SCORE
			NO.	YDS.	AVG.	LG	TD	NO.	YDS.	AVG.	LG	TD		
09/12	Broncos						PRACTICE SQUAD						W	17-16
09/18	at 49ers						PRACTICE SQUAD						L	7-27
09/25	Falcons						PRACTICE SQUAD						L	23-27
10/02	at Lions						PRACTICE SQUAD						W	48-45
10/09	at Saints						PRACTICE SQUAD						L	32-39
10/16	Cardinals						PRACTICE SQUAD						W	19-9
10/23	at Chargers						PRACTICE SQUAD						W	37-23
10/30	Giants						NOT ON ROSTER						W	27-13
11/06	at Cardinals						NOT ON ROSTER						W	31-21
11/13	at Buccaneers						PRACTICE SQUAD						L	16-21
11/27	Raiders						PRACTICE SQUAD						L	34-40+
12/04	at Rams						PRACTICE SQUAD						W	27-23
12/11	Panthers	P	0	0	0.0	0	0	0	0	0.0	0	0	L	24-30
12/15	49ers	P	0	0	0.0	0	0	0	0	0.0	0	0	L	13-21
12/24	at Chiefs						PRACTICE SQUAD						L	10-24
01/01	Jets	P	3	4	1.3	4	0	1	3	3.0	3	0	W	23-6
01/08	Rams	P	0	0	0.0	0	0	0	0	0.0	0	0	W	19-16+
2022 TOTALS		4-0	3	4	1.3	4	0	1	3	3.0	3	0	9-8	

+ - Overtime

2021 GAME-BY-GAME REGULAR-SEASON STATISTICS (LIONS)

DATE	OPPONENT	P/S	RUSHING					RECEIVING					W/L/T	SCORE
			NO.	YDS.	AVG.	LG	TD	NO.	YDS.	AVG.	LG	TD		
09/12	49ers	P	0	0	0.0	0	0	0	0	0.0	0	0	L	33-41
09/20	at Packers	P	0	0	0.0	0	0	0	0	0.0	0	0	L	17-35
09/26	Ravens	P	0	0	0.0	0	0	0	0	0.0	0	0	L	17-19
10/03	at Bears	P	0	0	0.0	0	0	0	0	0.0	0	0	L	14-24
10/10	at Vikings	P	0	0	0.0	0	0	0	0	0.0	0	0	L	17-19
10/17	Bengals	P	0	0	0.0	0	0	0	0	0.0	0	0	L	11-34
10/24	at Rams	P	0	0	0.0	0	0	0	0	0.0	0	0	L	19-28
10/31	Eagles	P	3	18	6.0	9	0	3	40	13.3	18	0	L	6-44
11/14	at Steelers	P	2	56	28.0	42t	1	0	0	0.0	0	0	T	16-16
11/21	at Browns	P	0	0	0.0	0	0	1	-4	-4.0	-4	0	L	10-13
11/25	Bears	P	1	11	11.0	11	0	0	0	0.0	0	0	L	14-16
12/05	Vikings	P	2	8	4.0	6	0	1	13	13.0	13	0	W	29-27
12/12	at Broncos	S	8	25	3.1	6	0	0	0	0.0	0	0	L	10-38
12/19	Cardinals	P	2	0	0.0	0	0	2	11	5.5	13	0	W	30-12
12/26	at Falcons	P	0	0	0.0	0	0	0	0	0.0	0	0	L	16-20
01/02	at Seahawks	P	0	0	0.0	0	0	0	0	0.0	0	0	L	29-51
01/09	Packers	P	0	0	0.0	0	0	0	0	0.0	0	0	W	37-30
2021 TOTALS		17-1	18	118	6.6	42T	1	7	60	8.6	18	0	3-13-1	

2020 GAME-BY-GAME REGULAR-SEASON STATISTICS (JETS)

DATE	OPPONENT	P/S	RUSHING					RECEIVING					W/L	SCORE
			NO.	YDS.	AVG.	LG	TD	NO.	YDS.	AVG.	LG	TD		
09/13	at Bills												L	17-27
09/20	49ers												L	13-31
09/27	at Colts												L	7-36
10/01	Broncos												L	28-37
10/11	Cardinals												L	10-30
10/18	at Dolphins												L	0-24
10/25	Bills												L	10-18
11/01	at Chiefs												L	9-35
11/09	Patriots												L	27-30
11/22	at Chargers												L	28-34
11/29	Dolphins												L	3-20
12/06	Raiders												L	28-31
12/13	at Seahawks												L	3-40
12/20	at Rams												W	23-20
12/27	Browns												W	23-16
01/03	at Patriots												L	14-28
2020 TOTALS		0-0	0	0	0.0	0	0	0	0	0.0	0	0	2-14	

2019 GAME-BY-GAME REGULAR-SEASON STATISTICS (JETS)

DATE	OPPONENT	P/S	RUSHING					RECEIVING					W/L	SCORE
			NO.	YDS.	AVG.	LG	TD	NO.	YDS.	AVG.	LG	TD		
09/08	Bills												L	16-17
09/16	Browns												L	3-23
09/22	at Patriots												L	14-30
10/06	at Eagles												L	6-31
10/13	Cowboys												W	24-22
10/21	Patriots												L	0-33
10/27	at Jaguars												L	15-29
11/03	at Dolphins												L	18-26
11/10	Giants												W	34-27
11/17	at Redskins												W	34-17
11/24	Raiders												W	34-3
12/01	at Bengals												L	6-22
12/08	Dolphins												W	22-21
12/12	at Ravens												L	21-42
12/22	Steelers												W	16-10
12/29	at Bills												W	13-6
2019 TOTALS		0-0	0	0	0.0	0	0	0	0	0.0	0	0	7-9	

2018 GAME-BY-GAME REGULAR-SEASON STATISTICS (BUCCANEERS/49ERS)

Table with columns: DATE, OPPONENT, P/S, RUSHING (NO., YDS., AVG., LG, TD), RECEIVING (NO., YDS., AVG., LG, TD), W/L, SCORE. Includes rows for 09/09-12/30 and 2018 TOTALS.

2022 GAME-BY-GAME POSTSEASON STATISTICS (SEAHAWKS)

Table with columns: DATE, OPPONENT, P/S, RUSHING (NO., YDS., AVG., LG, TD), RECEIVING (NO., YDS., AVG., LG, TD), W/L, SCORE. Includes rows for 01/14 and 2022 TOTALS.

2023 GAME-BY-GAME REGULAR-SEASON STATISTICS (FALCONS/STEELERS)


Table with columns: DATE, OPPONENT, P/S, TACKLES (TK, S, A, SK, YDS, TFL, YDS, QBH), INTERCEPTIONS (NO, YDS, LG, TD, PD), O. FUMB (FF, FR, TD, YDS), ST (TK, S, A, FF, FR), MISC (S, A), W/L, SCORE. Includes rows for 09/10-12/03 and 2023 TOTALS.

2022 GAME-BY-GAME REGULAR-SEASON STATISTICS (SEAHAWKS)

Table with columns: DATE, OPPONENT, P/S, TACKLES (TK, S, A, SK, YDS, TFL, YDS, QBH), INTERCEPTIONS (NO, YDS, LG, TD, PD), O. FUMB (FF, FR, TD, YDS), ST (TK, S, A, FF, FR), MISC (S, A), W/L, SCORE. Includes rows for 09/12-01/08 and 2022 TOTALS.

2022 GAME-BY-GAME POSTSEASON STATISTICS (SEAHAWKS)

DATE	OPPONENT	P/S	TACKLES							INTERCEPTIONS					O. FUMB			ST				MISC		SCORE				
			TK	S	A	SK	YDS	TFL	YDS	QBH	NO	YDS	LG	TD	PD	FF	FR	TD	YDS	TK	S	A	FF		FR	S	A	W/L
01/14	at 49ers	P	0	0	0	0.0	0.0	0	0	0	0	0	0	0	0	0	0	0	0	0	0	0	0	0	0	0	L	23-41
2022 TOTALS		1-0	0	0	0	0.0	0.0	0	0	0	0	0	0	0	0	0	0	0	0	0	0	0	0	0	0	0-1		



18

WIDE RECEIVER

DIONTAE JOHNSON

HEIGHT: 5-10	BIRTHPLACE: Ruskin, FL
WEIGHT: 183	HOW ACQUIRED: D3a/19
BORN: July 5, 1996	NFL EXPERIENCE: 5th year
COLLEGE: Toledo	

PRO CAREER

- ✦ Named to the 2021 Pro Bowl
- ✦ Has played in 64 games (56 starts) over his four-year NFL career (all with Steelers)
- ✦ Has caught 340 passes for 3,646 yards and 20 TDs and rushed 19 times for 134 yards
- ✦ Recorded five or more catches in 15 straight games (10/17/21 to 9/22/22), which is second-longest streak in franchise history and the 14th longest streak in League history
- ✦ Has registered at least 85 receptions for three consecutive seasons (2020-22), tied for the second-longest streak in the NFL
- ✦ Has caught five or more passes in 43 games, tied for fifth-most since he entered the League in 2019
- ✦ His 340 receptions are his first four years in the NFL are the most in Steelers history and fourth-most in League history
- ✦ His 340 receptions are eighth-most in the NFL since he entered the League in 2019
- ✦ His 3,646 receiving yards are fourth-most by a player in franchise history over their first four years in the NFL
- ✦ Led the NFL in punt-return average (12.4) in 2019, making him the fifth Steeler in franchise history to lead the League and first since the 1970 AFL-NFL merger
- ✦ Ranked among the rookie leaders in 2019 in receptions (59, 1st), receiving yards (680, 6th) and TD grabs (5, t-7th)
- ✦ Third Steelers rookie in franchise history with 50 or more receptions in a season (Troy Edwards, 61, 1999; JuJu Smith-Schuster, 58, 2017)
- ✦ First rookie in franchise history with a punt return for a TD since Antonio Holmes (vs. Carolina on 12/17/06)
- ✦ Fourth player in franchise history with a punt return for a TD and TD reception in the same game (Antonio Brown-3; Louis Lipps-2; Roy Jefferson), and first to do so since Antonio Brown (vs. Indianapolis 12/6/15)
- ✦ Second rookie in franchise history with a punt return for a TD and TD reception in the same game and first to do so since Louis Lipps (at New Orleans 11/19/84)
- ✦ Made NFL debut in Week 1 of 2019 (at New England)
- ✦ Made NFL starting debut in Week 3 of 2019 (at San Francisco)

2022 (STEELERS)

- ✦ Played in and started all 17 regular-season games
- ✦ Ranked first on the team in receptions (86) and receiving yards (882)
- ✦ Rushed seven times for 25 yards
- ✦ Reached 300 career receptions in his 56th game in the NFL, which was the fewest games needed to reach that milestone in franchise history and tied for 11th-fewest in League history
- ✦ Eclipsed 3,000 career receiving yards in his 52nd game in the NFL, which is tied for the sixth-fewest games needed to reach the milestone in franchise history
- ✦ Caught five or more passes in 12 of 17 games
- ✦ Hauled in six passes for 82 yards (13.7 average) including a season-long 27-yard reception vs. Baltimore in Week 14
- ✦ Caught a season-high 10 passes (on 10 targets) for 98 yards in Week 15 at Carolina, making him the first Pittsburgh wideout to catch at least 10 targets without a drop or incomplection since Antonio Brown in 2017

2021 (STEELERS)

- ✦ Appeared in 16 games with 14 starts
- ✦ Registered his first career 1,000 yard receiving season
- ✦ Led the Steelers in targets (169), receptions (107), receiving yards (1,161), yards after the catch (527), TD receptions (eight) and first downs by reception (59)
- ✦ Ranked among the top-10 wideouts in the NFL in targets (t-second), receptions (t-fifth), receiving yards (10th) and yards after catch (eighth)
- ✦ Inactive with a knee injury in Week 3 vs Cincinnati
- ✦ Recorded three 100-yard receiving games vs Las Vegas, at L.A. Chargers, and vs Baltimore
- ✦ Recorded the second multi-TD game of his career and his first of the season in Week 13 (vs Baltimore)

2020 (STEELERS)

- ✦ Saw action in 15 regular-season games with 13 starts
- ✦ Finished season with 88 receptions for 923 yards and seven TD catches and three rushes for 15 yards
- ✦ Caught six passes for 116 yards and one TD and registered first career 100-yard receiving game vs. Cincinnati in Week 10
- ✦ Registered a career-high 12 receptions for 111 yards (second most in his career) at Jacksonville in Week 11
- ✦ His 12 receptions were the most by a Steelers player since Jaylen Samuels had 13 vs. Indianapolis on Nov. 3, 2019
- ✦ First Steelers wideout with back-to-back 100-yard receiving games since JuJu Smith-Schuster in Weeks 11 and 12 of 2018
- ✦ Caught six or more passes in five straight games (Week 9-13) for the Steelers
- ✦ Fifth Steelers player in the Super Bowl era to record such a streak, joining WR Hines Ward, WR Antonio Holmes, WR Antonio Brown and RB Le'Veon Bell

2019 (STEELERS)

- ✦ Saw action in all 16 regular-season games with 12 starts
- ✦ Finished his rookie campaign with 59 receptions for 680 yards and five TD catches
- ✦ Rushed four times for 41 yards
- ✦ Returned 20 punts on special teams for 248 yards, including an 85-yard TD return
- ✦ His 59 catches ranked second in franchise history among rookies and led all rookies in 2019
- ✦ His 85-yard punt return for a TD was Pittsburgh's first since Dec. 6, 2015 (Antonio Brown vs IND), and the longest punt return for a TD in franchise history
- ✦ Led the NFL in punt-return average (12.4) in 2019

TRANSACTIONS

- ✦ Signed a two-year contract extension with Pittsburgh on Aug. 4, 2022
- ✦ Signed a four-year contract with Pittsburgh on May 8, 2019
- ✦ Drafted by the Steelers in the third round (66th overall) of the 2019 NFL Draft

COLLEGE

- ✦ Totaled 137 receptions for 2,276 yards and 24 TDs in 38 games played at Toledo
- ✦ Ranks fifth in school history in TD receptions
- ✦ Returned 79 kickoffs (1,849 yards) for a 23.4 return average and two TDs and 17 punt returns (243 yards) with two return scores
- ✦ Garnered MAC Special Teams Player of the Year honors in his last year at Toledo
- ✦ First-Team All-MAC selection as a wide receiver and punt returner and Second-Team as a kickoff returner
- ✦ Led offense in receptions (43) and receiving yards (663) with seven TD catches, along with a punt return and kickoff return for a TD
- ✦ In his junior year, tabbed First-Team All-MAC as a wide receiver and punt returner and second-team as a kickoff returner
- ✦ Hauled in 74 catches for a school-record 1,278 yards and 13 TDs, adding 683 kickoff return yards
- ✦ Averaged 148.0 all-purpose yards per game, most in the MAC and seventh in the nation
- ✦ Redshirted due to injury in his sophomore season
- ✦ Saw action as a freshman in 11 games, making 14 receptions for 237 yards and three TDs
- ✦ Graduated with a degree in interdisciplinary studies

PERSONAL

- ✦ Played wide receiver and quarterback at Lennard High School (Ruskin, Fla.)
- ✦ Caught 35 passes for 1,017 yards and nine TDs as a senior at wide receiver, scoring TDs by kickoff returns (three), punt returns (two) and interception-return (one)
- ✦ Threw for 988 yards and seven TDs in his junior campaign
- ✦ Threw for 430 yards and three TDs as a sophomore
- ✦ Son of Leo Johnson and Felicia Boyer
- ✦ Full name: Dontae Lamarcus Johnson

REGULAR SEASON COMPARISON: RECEIVING - NEW ENGLAND PATRIOTS

DATE	OPP	W/L	GP/GS	REC	YDS.	AVG.	TD	LG	TGTS	YAC
9/8/19	PIT @ NE	L	P	3	25	8.3	0	9	5	21
9/18/22	PIT vs. NE	L	S	6	57	9.5	0	17	10	5
TOTALS		0/2	2/1	9	82	9.1	0	17	15	26

DIONTAE JOHNSON'S NFL REGULAR SEASON RUSHING/RECEIVING STATISTICS

DATE	TEAM	RECEIVING						RUSHING					
		GP	GS	NO.	YDS.	AVG.	LG	TD	NO.	YDS.	AVG.	LG	TD
2019	Steelers	16	12	59	680	11.5	45t	5	4	41	10.3	17	0
2020	Steelers	15	13	88	923	10.5	47	7	3	15	5.0	9	0
2021	Steelers	16	14	107	1,161	10.9	50t	8	5	53	10.6	25	0
2022	Steelers	17	17	86	882	10.3	37	0	7	25	3.6	8	0
2023	Steelers	8	8	34	418	12.3	39	2	0	0	0.0	0	0
NFL TOTALS		72	64	374	4,064	10.9	50T	22	19	134	7.1	25	0

DIONTAE JOHNSON'S NFL POSTSEASON RUSHING/RECEIVING STATISTICS

DATE	TEAM	RECEIVING						RUSHING					
		GP	GS	NO.	YDS.	AVG.	LG	TD	NO.	YDS.	AVG.	LG	TD
2020	Steelers	1	1	11	117	10.6	19	0	0	0	0.0	0	0
2021	Steelers	1	1	5	34	6.8	13t	1	0	0	0.0	0	0
NFL TOTALS		2	2	16	151	9.4	19	1	0	0	0.0	0	0

DIONTAE JOHNSON'S NFL REGULAR SEASON RETURN STATISTICS

DATE	TEAM	KICKOFF RETURNS						PUNT RETURNS					
		RET.	YDS.	AVG.	LG	TD	NO.	FC	YDS.	AVG.	LG	TD	
2019	Steelers	0	0	0.0	0	0	20	7	248	12.4	85t	1	
2020	Steelers	1	24	24.0	24	0	8	2	58	7.3	18	0	
2021	Steelers	0	0	0.0	0	0	0	0	0	0.0	0	0	
2022	Steelers	0	0	0.0	0	0	0	0	0	0.0	0	0	
2023	Steelers	0	0	0.0	0	0	0	0	0	0.0	0	0	
NFL TOTALS		1	24	24.0	24	0	28	9	306	10.9	85T	1	

DIONTAE JOHNSON'S NFL POSTSEASON RETURN STATISTICS

DATE	TEAM	KICKOFF RETURNS						PUNT RETURNS					
		RET.	YDS.	AVG.	LG	TD	NO.	FC	YDS.	AVG.	LG	TD	
2020	Steelers	0	0	0.0	0	0	0	0	0	0.0	0	0	
2021	Steelers	0	0	0.0	0	0	0	0	0	0.0	0	0	
NFL TOTALS		0	0	0.0	0	0	0	0	0	0.0	0	0	

SINGLE-GAME HIGHS: RUSHING/RECEIVING

Rush Attempts	2 vs. Tampa Bay Buccaneers, Oct 16, 2022 2 vs. New York Jets, Oct 02, 2022 ...1 more at 2.	Longest Kickoff Return	24 vs. Denver Broncos, Sep 20, 2020
Rushing Yards	25 vs. Seattle Seahawks, Oct 17, 2021 17 vs. Cleveland Browns, Dec 01, 2019	Fair Catches	3 vs. Buffalo Bills, Dec 15, 2019 2 at Cincinnati Bengals, Nov 24, 2019
Longest Runs	25 vs. Seattle Seahawks, Oct 17, 2021 17 vs. Cleveland Browns, Dec 01, 2019	Punt Return Yards	86 at Arizona Cardinals, Dec 08, 2019 40 at New York Jets, Dec 22, 2019
Receptions	12 at Jacksonville Jaguars, Nov 22, 2020 10 at Carolina Panthers, Dec 18, 2022	Longest Punt Return	85t at Arizona Cardinals, Dec 08, 2019 18 vs. Denver Broncos, Sep 20, 2020
Receiving Yards	116 vs. Cincinnati Bengals, Nov 15, 2020 111 at Jacksonville Jaguars, Nov 22, 2020	Punt Returns	4 at Cincinnati Bengals, Nov 24, 2019 3 at New York Giants, Sep 14, 2020 ...2 more at 3.
Receiving Average	32.0 at Cleveland Browns, Jan 03, 2021 19.3 vs. Cincinnati Bengals, Nov 15, 2020	Punt Return TDs	1 at Arizona Cardinals, Dec 08, 2019
Longest Receptions	50 at Cleveland Browns, Oct 31, 2021 50t vs. Denver Broncos, Oct 10, 2021	Punt Return Average	13.3 at New York Jets, Dec 22, 2019 7.3 vs. Los Angeles Rams, Nov 10, 2019
Receiving TDs	2 vs. Baltimore Ravens, Dec 05, 2021 2 at Tennessee Titans, Oct 25, 2020	Most TDs	2 vs. Baltimore Ravens, Dec 05, 2021 2 at Tennessee Titans, Oct 25, 2020 ...1 more at 2.
All-Purpose Yards	162 at Arizona Cardinals, Dec 08, 2019 141 vs. Denver Broncos, Sep 20, 2020	Miscellaneous Tackles	1 vs. Baltimore Ravens, Dec 11, 2022 1 at Buffalo Bills, Oct 09, 2022 ...4 more at 1.
Kickoff Returns	1 vs. Denver Broncos, Sep 20, 2020	Longest Own Fumble Return	4 vs. Indianapolis Colts, Dec 27, 2020
Kickoff Return Yards	24 vs. Denver Broncos, Sep 20, 2020		

SINGLE-GAME HIGHS - POSTSEASON: RECEIVING

Receptions	11 vs. Cleveland Browns, Jan 10, 2021 5 at Kansas City Chiefs, Jan 16, 2022	Receiving TDs	1 at Kansas City Chiefs, Jan 16, 2022
Receiving Yards	117 vs. Cleveland Browns, Jan 10, 2021 34 at Kansas City Chiefs, Jan 16, 2022	All-Purpose Yards	117 vs. Cleveland Browns, Jan 10, 2021 34 at Kansas City Chiefs, Jan 16, 2022
Receiving Average	10.6 vs. Cleveland Browns, Jan 10, 2021 6.8 at Kansas City Chiefs, Jan 16, 2022	Most TDs	1 at Kansas City Chiefs, Jan 16, 2022
Longest Receptions	19 vs. Cleveland Browns, Jan 10, 2021 15 vs. Cleveland Browns, Jan 10, 2021 15 vs. Cleveland Browns, Jan 10, 2021 15 vs. Cleveland Browns, Jan 10, 2021 13t at Kansas City Chiefs, Jan 16, 2022		

100-YARD RECEIVING GAMES (5): REGULAR SEASON

DATE	TEAM	NO.	YDS.	AVG.	LG	TD
11/15/20	BENGALS	6	116	19.3	46	1
11/22/20	at Jaguars	12	111	9.3	23	0
09/19/21	RAIDERS	9	105	11.7	41	0
11/21/21	at Chargers	7	101	14.4	32	1
12/05/21	RAVENS	8	105	13.1	29t	2

100-YARD RECEIVING GAMES (1): POSTSEASON

DATE	TEAM	NO.	YDS.	AVG.	LG	TD
01/10/21	BROWNS	11	117	10.6	19	0

2023 GAME-BY-GAME REGULAR-SEASON STATISTICS (STEELERS)

DATE	OPPONENT	P/S	RECEIVING					RUSHING					W/L	SCORE
			NO.	YDS.	AVG.	LG	TD	NO.	YDS.	AVG.	LG	TD		
09/10	49ers	S	3	48	16.0	26	0	0	0	0.0	0	0	L	7-30
09/24	at Raiders												W	23-18
10/01	at Texans												L	6-30
10/08	Ravens												W	17-10
10/22	at Rams	S	5	79	15.8	39	0	0	0	0.0	0	0	W	24-17
10/29	Jaguars	S	8	85	10.6	16	0	0	0	0.0	0	0	L	10-20
11/02	Titans	S	7	90	12.9	32	1	0	0	0.0	0	0	W	20-16
11/12	Packers	S	1	17	17.0	17	0	0	0	0.0	0	0	W	23-19
11/19	at Browns	S	2	16	8.0	7	0	0	0	0.0	0	0	L	10-13
11/26	at Bengals	S	4	50	12.5	39	0	0	0	0.0	0	0	W	16-10
12/03	Cardinals	S	4	33	8.3	26	1	0	0	0.0	0	0	L	10-24
2023 TOTALS		8-8	34	418	12.3	39	2	0	0	0.0	0	0	6-5	

2022 GAME-BY-GAME REGULAR-SEASON STATISTICS (STEELERS)

DATE	OPPONENT	P/S	RECEIVING					RUSHING					W/L	SCORE
			NO.	YDS.	AVG.	LG	TD	NO.	YDS.	AVG.	LG	TD		
09/11	at Bengals	S	7	55	7.9	25	0	0	0	0.0	0	0	W	23-20+
09/18	Patriots	S	6	57	9.5	17	0	0	0	0.0	0	0	L	14-17
09/22	at Browns	S	8	84	10.5	16	0	0	0	0.0	0	0	L	17-29
10/02	Jets	S	2	11	5.5	6	0	2	11	5.5	8	0	L	20-24
10/09	at Bills	S	5	60	12.0	23	0	0	0	0.0	0	0	L	3-38
10/16	Buccaneers	S	5	28	5.6	9	0	2	8	4.0	5	0	W	20-18
10/23	at Dolphins	S	5	42	8.4	14	0	1	3	3.0	3	0	L	10-16
10/30	at Eagles	S	5	35	7.0	14	0	0	0	0.0	0	0	L	13-35
11/13	Saints	S	4	63	15.8	36	0	0	0	0.0	0	0	W	20-10
11/20	Bengals	S	4	21	5.3	8	0	1	1	1.0	1	0	L	30-37
11/28	at Colts	S	5	49	9.8	11	0	0	0	0.0	0	0	W	24-17
12/04	at Falcons	S	5	60	12.0	20	0	0	0	0.0	0	0	W	19-16
12/11	Ravens	S	6	82	13.7	37	0	0	0	0.0	0	0	L	14-16
12/18	at Panthers	S	10	98	9.8	19	0	1	2	2.0	2	0	W	24-16
12/24	Raiders	S	5	64	12.8	15	0	0	0	0.0	0	0	W	13-10
01/01	at Ravens	S	2	35	17.5	21	0	0	0	0.0	0	0	W	16-13
01/08	Browns	S	2	38	19.0	32	0	0	0	0.0	0	0	W	28-14
2022 TOTALS		17-17	86	882	10.3	37	0	7	25	3.6	8	0	9-8	

+ - Overtime

2021 GAME-BY-GAME REGULAR-SEASON STATISTICS (STEELERS)

DATE	OPPONENT	P/S	RECEIVING					RUSHING					W/L/T	SCORE
			NO.	YDS.	AVG.	LG	TD	NO.	YDS.	AVG.	LG	TD		
09/12	at Bills	S	5	36	7.2	14	1	0	0	0.0	0	0	W	23-16
09/19	Raiders	S	9	105	11.7	41	0	0	0	0.0	0	0	L	17-26
09/26	Bengals												L	10-24
10/03	at Packers	S	9	92	10.2	45t	1	0	0	0.0	0	0	L	17-27
10/10	Broncos	S	2	72	36.0	50t	1	0	0	0.0	0	0	W	27-19
10/17	Seahawks	S	9	71	7.9	23	0	1	25	25.0	25	0	W	23-20+
10/31	at Browns	S	6	98	16.3	50	0	0	0	0.0	0	0	W	15-10
11/08	Bears	P	5	56	11.2	22	0	2	11	5.5	11	0	W	29-27
11/14	Lions	S	7	83	11.9	36	0	0	0	0.0	0	0	T	16-16
11/21	at Chargers	S	7	101	14.4	32	1	0	0	0.0	0	0	L	17-41
11/28	at Bengals	S	9	95	10.6	16	0	0	0	0.0	0	0	L	30-41
12/05	Ravens	S	8	105	13.1	29t	2	0	0	0.0	0	0	W	20-19
12/09	at Vikings	S	5	76	15.2	37	0	1	7	7.0	7	0	L	28-36
12/19	Titans	S	5	38	7.6	16	0	1	10	10.0	10	0	W	19-13
12/26	at Chiefs	S	6	51	8.5	18	1	0	0	0.0	0	0	L	10-36
01/03	Browns	S	8	31	3.9	10	1	0	0	0.0	0	0	W	26-14
01/09	at Ravens	P	7	51	7.3	16	0	0	0	0.0	0	0	W	16-13+
2021 TOTALS		16-14	107	1,161	10.9	50T	8	5	53	10.6	25	0	9-7-1	

+ - Overtime

2020 GAME-BY-GAME REGULAR-SEASON STATISTICS (STEELERS)

DATE	OPPONENT	P/S	RECEIVING					RUSHING					W/L	SCORE
			NO.	YDS.	AVG.	LG	TD	NO.	YDS.	AVG.	LG	TD		
09/14	at Giants	S	6	57	9.5	18	0	0	0	0.0	0	0	W	26-16
09/20	Broncos	S	8	92	11.5	28t	1	0	0	0.0	0	0	W	26-21
09/27	Texans	S	0	0	0.0	0	0	1	9	9.0	9	0	W	28-21
10/11	Eagles	S	1	-2	-2.0	-2	0	0	0	0.0	0	0	W	38-29
10/18	Browns												W	38-7
10/25	at Titans	S	9	80	8.9	14	2	0	0	0.0	0	0	W	27-24
11/01	at Ravens	S	1	6	6.0	6	0	0	0	0.0	0	0	W	28-24
11/08	at Cowboys	S	6	77	12.8	42	0	1	4	4.0	4	0	W	24-19
11/15	Bengals	S	6	116	19.3	46	1	0	0	0.0	0	0	W	36-10
11/22	at Jaguars	S	12	111	9.3	23	0	0	0	0.0	0	0	W	27-3
12/02	Ravens	S	8	46	5.8	11	0	0	0	0.0	0	0	W	19-14
12/07	Football Team	P	8	71	8.9	17	1	0	0	0.0	0	0	L	17-23
12/13	at Bills	S	4	40	10.0	17	0	0	0	0.0	0	0	L	15-26
12/21	at Bengals	S	8	59	7.4	23t	1	0	0	0.0	0	0	L	17-27
12/27	Colts	S	8	74	9.3	39t	1	1	2	2.0	2	0	W	28-24
01/03	at Browns	P	3	96	32.0	47	0	0	0	0.0	0	0	L	22-24
2020 TOTALS		15-13	88	923	10.5	47	7	3	15	5.0	9	0	12-4	

2019 GAME-BY-GAME REGULAR-SEASON STATISTICS (STEELERS)

DATE	OPPONENT	P/S	RECEIVING					RUSHING					W/L	SCORE
			NO.	YDS.	AVG.	LG	TD	NO.	YDS.	AVG.	LG	TD		
09/08	at Patriots	P	3	25	8.3	9	0	0	0	0.0	0	0	L	3-33
09/15	Seahawks	P	1	17	17.0	17	0	0	0	0.0	0	0	L	26-28
09/22	at 49ers	S	3	52	17.3	39t	1	1	6	6.0	6	0	L	20-24
09/30	Bengals	S	6	77	12.8	43t	1	0	0	0.0	0	0	W	27-3
10/06	Ravens	S	5	27	5.4	13	0	0	0	0.0	0	0	L	23-26+
10/13	at Chargers	S	2	14	7.0	7	0	0	0	0.0	0	0	W	24-17
10/28	Dolphins	S	5	84	16.8	45t	1	0	0	0.0	0	0	W	27-14
11/03	Colts	S	1	3	3.0	3	0	1	2	2.0	2	0	W	26-24
11/10	Rams	S	4	64	16.0	30	0	0	0	0.0	0	0	W	17-12
11/14	at Browns	S	2	17	8.5	13	0	0	0	0.0	0	0	L	7-21
11/24	at Bengals	P	3	29	9.7	14	0	0	0	0.0	0	0	W	16-10
12/01	Browns	S	1	14	14.0	14	0	1	17	17.0	17	0	W	20-13
12/08	at Cardinals	S	6	60	10.0	18	1	1	16	16.0	16	0	W	23-17
12/15	Bills	P	5	62	12.4	29	0	0	0	0.0	0	0	L	10-17
12/22	at Jets	S	8	81	10.1	29t	1	0	0	0.0	0	0	L	10-16
12/29	at Ravens	S	4	54	13.5	21	0	0	0	0.0	0	0	L	10-28
2019 TOTALS		16-12	59	680	11.5	45T	5	4	41	10.3	17	0	8-8	

+ - Overtime

2021 GAME-BY-GAME REGULAR-SEASON STATISTICS (STEELERS)

DATE	OPPONENT	P/S	KICKOFF RETURNS					PUNT RETURNS					W/L	SCORE	
			RET	YDS	AVG	LG	TD	NO	FC	YDS	AVG	LG			TD
09/12	at Bills	S	0	0	0.0	0	0	0	0	0	0.0	0	0	W	23-16
09/19	Raiders	S	0	0	0.0	0	0	0	0	0	0.0	0	0	L	17-26
09/26	Bengals												L	10-24	
10/03	at Packers	S	0	0	0.0	0	0	0	0	0.0	0	0	L	17-27	
10/10	Broncos	S	0	0	0.0	0	0	0	0	0.0	0	0	W	27-19	
10/17	Seahawks	S	0	0	0.0	0	0	0	0	0.0	0	0	W	23-20+	
10/31	at Browns	S	0	0	0.0	0	0	0	0	0.0	0	0	W	15-10	
11/08	Bears	P	0	0	0.0	0	0	0	0	0.0	0	0	W	29-27	
11/14	Lions	S	0	0	0.0	0	0	0	0	0.0	0	0	T	16-16	
11/21	at Chargers	S	0	0	0.0	0	0	0	0	0.0	0	0	L	37-41	
11/28	at Bengals	S	0	0	0.0	0	0	0	0	0.0	0	0	L	10-41	
12/05	Ravens	S	0	0	0.0	0	0	0	0	0.0	0	0	W	20-19	
12/09	at Vikings	S	0	0	0.0	0	0	0	0	0.0	0	0	L	28-36	
12/19	Titans	S	0	0	0.0	0	0	0	0	0.0	0	0	W	19-13	
12/26	at Chiefs	S	0	0	0.0	0	0	0	0	0.0	0	0	L	10-36	
01/03	Browns	S	0	0	0.0	0	0	0	0	0.0	0	0	W	26-14	
01/09	at Ravens	P	0	0	0.0	0	0	0	0	0.0	0	0	W	16-13+	
2021 TOTALS		16-14	0	0	0.0	0	0	0	0	0	0	0	0	9-7	

+ - Overtime

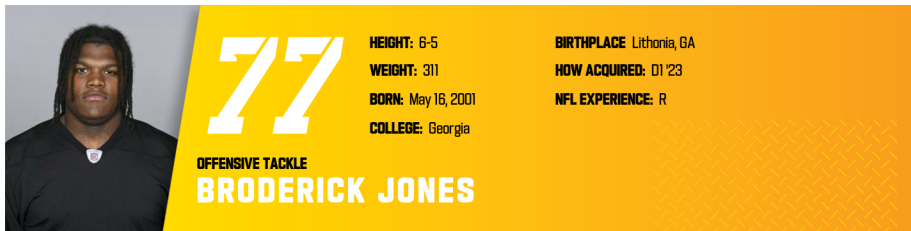
2020 GAME-BY-GAME REGULAR-SEASON STATISTICS (STEELERS)


DATE	OPPONENT	P/S	KICKOFF RETURNS					PUNT RETURNS					W/L	SCORE	
			RET	YDS	AVG	LG	TD	NO	FC	YDS	AVG	LG			TD
09/14	at Giants	S	0	0	0.0	0	0	3	1	13	4.3	12	0	W	26-16
09/20	Broncos	S	1	24	24.0	24	0	2	0	25	12.5	18	0	W	26-21
09/27	Texans	S	0	0	0.0	0	0	0	1	0	0.0	0	0	W	28-21
10/11	Eagles	S	0	0	0.0	0	0	2	0	12	6.0	6	0	W	38-29
10/18	Browns												W	38-7	
10/25	at Titans	S	0	0	0.0	0	0	0	0	0	0.0	0	0	W	27-24
11/01	at Ravens	S	0	0	0.0	0	0	0	0	0	0.0	0	0	W	28-24
11/08	at Cowboys	S	0	0	0.0	0	0	0	0	0	0.0	0	0	W	24-19
11/15	Bengals	S	0	0	0.0	0	0	0	0	0	0.0	0	0	W	36-10
11/22	at Jaguars	S	0	0	0.0	0	0	0	0	0	0.0	0	0	W	27-3
12/02	Ravens	S	0	0	0.0	0	0	0	0	0	0.0	0	0	W	19-14
12/07	Football Team	P	0	0	0.0	0	0	0	0	0	0.0	0	0	L	17-23
12/13	at Bills	S	0	0	0.0	0	0	0	0	0	0.0	0	0	L	15-26
12/21	at Bengals	S	0	0	0.0	0	0	1	0	0	0.0	0	0	L	17-27
12/27	Colts	P	0	0	0.0	0	0	1	0	8	8.0	8	0	W	28-24
01/03	at Browns	P	0	0	0.0	0	0	0	0	0	0.0	0	0	L	22-24
2020 TOTALS		15-13	1	24	24.0	24	0	8	2	58	7.3	18	0	12-4	

2019 GAME-BY-GAME REGULAR-SEASON STATISTICS (STEELERS)

DATE	OPPONENT	P/S	KICKOFF RETURNS					PUNT RETURNS					W/L	SCORE	
			RET	YDS	AVG	LG	TD	NO	FC	YDS	AVG	LG			TD
09/08	at Patriots	P	0	0	0.0	0	0	0	0	0	0.0	0	0	L	3-33
09/15	Seahawks	P	0	0	0.0	0	0	1	0	11	11.0	11	0	L	26-28
09/22	at 49ers	S	0	0	0.0	0	0	0	0	0	0.0	0	0	L	20-24
09/30	Bengals	S	0	0	0.0	0	0	0	0	0	0.0	0	0	W	27-3
10/06	Ravens	S	0	0	0.0	0	0	0	0	0	0.0	0	0	L	23-26+
10/13	at Chargers	S	0	0	0.0	0	0	0	0	0	0.0	0	0	W	24-17
10/28	Dolphins	S	0	0	0.0	0	0	0	0	0	0.0	0	0	W	27-14
11/03	Colts	S	0	0	0.0	0	0	0	0	0	0.0	0	0	W	26-24
11/10	Rams	S	0	0	0.0	0	0	3	0	22	7.3	14	0	W	17-12
11/14	at Browns	S	0	0	0.0	0	0	1	1	10	10.0	10	0	L	7-21
11/24	at Bengals	P	0	0	0.0	0	0	4	2	21	5.3	7	0	W	16-10
12/01	Browns	S	0	0	0.0	0	0	2	0	14	7.0	13	0	W	20-13
12/08	at Cardinals	S	0	0	0.0	0	0	2	1	86	43.0	85t	1	W	23-17
12/15	Bills	P	0	0	0.0	0	0	2	3	20	10.0	13	0	L	10-17
12/22	at Jets	S	0	0	0.0	0	0	3	0	40	13.3	17	0	L	10-16
12/29	at Ravens	S	0	0	0.0	0	0	2	0	24	12.0	13	0	L	10-28
2019 TOTALS		16-12	0	0	0.0	0	0	20	7	248	12.4	85T	1	8-8	

+ - Overtime





77

OFFENSIVE TACKLE
BRODERICK JONES

HEIGHT: 6-5
WEIGHT: 311
BORN: May 16, 2001
COLLEGE: Georgia

BIRTHPLACE: Lithonia, GA
HOW ACQUIRED: D1 '23
NFL EXPERIENCE: R

PRO CAREER

- Has yet to make NFL debut

TRANSACTIONS

- Signed four-year contract with Pittsburgh on June 23, 2023
- Drafted by the Steelers in the first round (14th overall) of the 2023 NFL Draft

COLLEGE

- Appeared in 32 games (19 starts) at Georgia (2020-22)
- Helped the Bulldogs to consecutive National Championships (2021, 2022)
- Named Associated Press All-SEC First-Team in 2022
- Allowed just two sacks (both in 2021) on 636 career pass block snaps
- Named Coaches' Freshman All-SEC Team in 2021
- Played in every game, starting the last four games of the regular season at left tackle for Georgia's nation title-winning season in 2021

PERSONAL


- Selected to represent Team Pressure in the 2020 Under Armour All-America Game, where he was regarded as one of the top offensive linemen
- 247sports.com composite five-star prospect
- Ranked as the No. 11 prospect nationally, the No. 2 offensive tackle prospect and No. 3 prospect from the state of Georgia
- ESPN.com five-star prospect, the No. 9 prospect nationally, No. 1 offensive tackle prospect nationally, No. 5 prospect in the Southeast region and No. 3 in Georgia
- PrepStar Magazine five-star prospect, ranked No. 18 prospect nationally, the No. 2 offensive tackle and a member of the Team 150 Dream Team
- Rivals.com five-star prospect, No. 5 prospect nationally, No. 2 offensive tackle nationally, No. 2 player from Georgia
- Named a unanimous selection to the 2019 Class 5A All-State First Team offense by the Georgia Sports Writers Association and the Atlanta Journal-Constitution
- As a senior, he led the Bulldogs to wins in three of their last four region games to claim a No. 3 seed in the GHSA Class 5A playoffs
- Paved the way for a Lithonia offense that averaged 25.1 points per game in the regular season, as well as 3,106 yards of offense (282.4 yards per game)
- Registered 11 pancake blocks on the line, as well as 17 tackles, five tackles for loss and four sacks for 36 yards lost as a defensive tackle
- 2019 AJC Super 11 selection, joining 28 previous Super 11 honorees to play under head coach Kirby Smart at Georgia
- Named to the USA Today 2018 ALL-USA Georgia First Team offense following his junior campaign, as well as a Class 5A first team selection by the Georgia Association of Coaches
- Tabbed for the 2018 MaxPreps Preseason Junior All-American Second Team offense
- Competed at the 2019 Under Armour Future 50 event as a junior, emerging as one of the nation's top offensive linemen
- Skilled post player on the Lithonia varsity basketball team, helping lead the Bulldogs to the Class 5A Final Four with a 21-10 record (10-3 in Region 5) as a junior
- Full name Broderick Bernard Jones
- Recipient of the Heyward Allen Football Scholarship

BRODERICK JONES' NFL REGULAR SEASON DEFENSIVE STATISTICS

DATE	TEAM	GP	TACKLES										INTERCEPTIONS					O. FUMB					ST					MISC.				
			GS	TK	S	A	TFL	YDS	SK	YDS	QBH	NO	YDS	LG	TD	PD	FF	FR	TD	YDS	TK	S	A	FF	FR	S	A	FF	FR	S	A	
2023	Steelers	12	6	0	0	0	0	0	0.0	0.0	0	0	0	0	0	0	0	0	0	0	0	0	0	0	0	0	0	0	0	0	0	0
NFL TOTALS		12	6	0	0	0	0	0	0.0	0.0	0	0	0	0	0	0	0	0	0	0	0	0	0	0	0	0	0	0	0	0	0	

2023 GAME-BY-GAME REGULAR-SEASON STATISTICS (STEELERS)

DATE	OPPONENT	P/S	TACKLES										INTERCEPTIONS					O. FUMB					ST					MISC					
			TK	S	A	SK	YDS	TFL	YDS	QBH	NO	YDS	LG	TD	PD	FF	FR	TD	YDS	TK	S	A	FF	FR	S	A	FF	FR	S	A			
09/10	49ers	P	0	0	0	0	0	0	0	0	0	0	0	0	0	0	0	0	0	0	0	0	0	0	0	0	0	0	0	0	0	L	7-30
09/18	Browns	P	0	0	0	0	0	0	0	0	0	0	0	0	0	0	0	0	0	0	0	0	0	0	0	0	0	0	0	0	0	W	26-22
09/24	at Raiders	P	0	0	0	0	0	0	0	0	0	0	0	0	0	0	0	0	0	0	0	0	0	0	0	0	0	0	0	0	0	W	23-18
10/01	at Texans	P	0	0	0	0	0	0	0	0	0	0	0	0	0	0	0	0	0	0	0	0	0	0	0	0	0	0	0	0	0	L	6-30
10/08	Ravens	S	0	0	0	0	0	0	0	0	0	0	0	0	0	0	0	0	0	0	0	0	0	0	0	0	0	0	0	0	0	W	17-10
10/22	at Rams	P	0	0	0	0	0	0	0	0	0	0	0	0	0	0	0	0	0	0	0	0	0	0	0	0	0	0	0	0	0	W	24-17
10/29	Jaguars	P	0	0	0	0	0	0	0	0	0	0	0	0	0	0	0	0	0	0	0	0	0	0	0	0	0	0	0	0	0	L	10-20
11/02	Titans	S	0	0	0	0	0	0	0	0	0	0	0	0	0	0	0	0	0	0	0	0	0	0	0	0	0	0	0	0	0	W	20-16
11/12	Packers	S	0	0	0	0	0	0	0	0	0	0	0	0	0	0	0	0	0	0	0	0	0	0	0	0	0	0	0	0	0	W	23-19
11/19	at Browns	S	0	0	0	0	0	0	0	0	0	0	0	0	0	0	0	0	0	0	0	0	0	0	0	0	0	0	0	0	0	L	10-13
11/26	at Bengals	S	0	0	0	0	0	0	0	0	0	0	0	0	0	0	0	0	0	0	0	0	0	0	0	0	0	0	0	0	0	W	16-10
12/03	Cardinals	S	0	0	0	0	0	0	0	0	0	0	0	0	0	0	0	0	0	0	0	0	0	0	0	0	0	0	0	0	0	L	10-24
2023 TOTALS		12-6	0	0	0	0	0	0	0	0	0	0	0	0	0	0	0	0	0	0	0	0	0	0	0	0	0	0	0	0	7-5		



23

SAFETY

DAMONTAE KAZEE

(Rush/MLB: 10/14/20)

HEIGHT: 5-11	BIRTHPLACE: San Bernardino, CA
WEIGHT: 174	HOW ACQUIRED: FA '22
BORN: June 5, 1993	NFL EXPERIENCE: 7th year
COLLEGE: San Diego State	

PRO CAREER

- ✦ Has played in 78 games (53 starts) in his six-year NFL career (Atlanta, 2017-20; Dallas, 2021; Pittsburgh, 2022)
- ✦ Has registered 257 tackles (172 solo), three tackles for loss, 19 passes defended, 14 interceptions and seven forced fumbles
- ✦ As a rookie in 2017, played in all 16 games before earning the starting role in his second season (2018), where he started the final 15 games
- ✦ Finished with career-highs in tackles (80), interceptions (seven) and passes defended (10) in 2018
- ✦ His seven interceptions in 2018 were tied for the most in the NFL
- ✦ Made NFL debut in Week 1 of 2017 (at Chicago)
- ✦ Made NFL starting debut in Week 4 of 2017 (vs. Buffalo)

2022 (STEELERS)

- ✦ Played in nine games (four starts) after spending the first 10 weeks of the season on the Reserve/Injured List
- ✦ Registered 19 tackles (11 solo), two interceptions and two passes defended
- ✦ Picked off Saints QB Andy Dalton in his first game with Pittsburgh in Week 10
- ✦ Caught an interception from Browns QB Deshaun Watson and returned it for 12 yards in Week 18

2021 (COWBOYS)

- ✦ Played in 17 games (15 starts)
- ✦ Recorded 51 tackles (34 solo), four passes defended, two forced fumbles and two interceptions
- ✦ Registered eight tackles (three solo) in one postseason start vs. San Francisco

2020 (FALCONS)

- ✦ Started the first four games of the season, recording 20 tackles and a forced fumble before an Achilles injury forced him on Reserve/Injured for the remainder of the season
- ✦ Registered a season-best eight tackles at Dallas (9/20) and forced a fumble against Chicago (9/27)
- ✦ Recorded seven tackles in two quarters at Green Bay (10/5) before suffering the Achilles injury

2019 (FALCONS)

- ✦ Played in all 16 regular-season games for the third straight season (14 starts)
- ✦ Registered 69 tackles, two tackles for loss, three interceptions and three breakups with five tackles and a forced fumble on special teams
- ✦ Recorded an interception at Carolina (11/17), then tied his career-best with nine tackles against Tampa Bay (11/24)
- ✦ Notched his first career multi-interception game, picking off two while also forcing a fumble on special teams against Carolina (12/8).

2018 (FALCONS)

- ✦ Played in all 16 regular-season games (15 starts) and registered career-highs in tackles (80), interceptions (seven - tied for the NFL lead) and pass breakups (10) along with a forced fumble on defense while adding two tackles on special teams
- ✦ Tied his career-high with nine tackles in a game against New Orleans (9/23) before starting a string of three consecutive games with an interception - the first of his career coming against Cincinnati (9/30), followed by one each at Pittsburgh (10/7) and against Tampa Bay (10/14)
- ✦ Had a pick in back-to-back games at Washington (11/4) and at Cleveland (11/11) then had one more at New Orleans (11/22)
- ✦ Ended the season at Tampa Bay (12/30) with five tackles and his seventh interception

2017 (FALCONS)

- ✦ Played in all 16 regular-season games (one start), and tallied 18 tackles and a forced fumble while tallying five stops and a forced fumble on special teams
- ✦ Added three special teams stops and a forced fumble in three postseason games played
- ✦ Made his NFL debut in the opener at Chicago (9/10) and had a tackle, a stop and forced fumble on special teams
- ✦ Made his first career start in the game against Buffalo (10/1) and led the team with a career-best nine tackles along with a forced fumble
- ✦ Notched a five-tackle game against Tampa Bay (11/26)
- ✦ Appeared in his first postseason contest, finishing the Wild Card Game at the LA Rams (1/6/18) with three tackles and a forced fumble on special teams

TRANSACTIONS

- ✦ Signed a two-year contract with Pittsburgh on Mar. 14, 2023
- ✦ Signed a one-year contract with Pittsburgh on May 1, 2022
- ✦ Signed a one-year contract with Dallas on Mar. 26, 2021
- ✦ Signed a four-year contract with Atlanta on May 9, 2017
- ✦ Drafted by the Falcons in the fifth round (149th overall) of the 2017 NFL Draft

COLLEGE

- ✦ Played in 53 games (41 starts)
- ✦ Started the final 41 games he played at cornerback for San Diego State and left as the school's all-time interceptions leader (17), while ranking sixth with 30 breakups, tied for sixth with six forced fumbles and seventh with 214 interception yards
- ✦ Became the first player in program history with six-or-more picks in consecutive seasons and was a two-time Mountain West Defensive Player of the Year as a junior and senior (2015-16)
- ✦ Became the first cornerback in Mountain West Conference history to win the defensive player of the year award twice and the fifth player overall, joining Tank Carder (2010-11 at TCU), Jerry Hughes (2008-09 at TCU), Eric Weddle (2005-06 at Utah) and Kirk Morrison (2003-04 at San Diego State)
- ✦ Ended his senior campaign with 65 tackles, three for loss, seven interceptions (one returned for a touchdown), eight breakups and a hurry
- ✦ Picked off a team-high eight passes to go along with 75 tackles, 5.5 for loss, seven breakups and two forced fumbles in 14 starts in 2015
- ✦ As a sophomore, earned All-Conference second-team honors, starting all 13 games and posting 58 tackles while leading the team with 13 breakups to go with an interception, a fumble recovery, four stops for losses and two hurries
- ✦ Notched 41 tackles, four forced fumbles, two breakups, an interception, a sack and a blocked kick as a redshirt freshman
- ✦ Redshirted as a true freshman in 2012

PERSONAL

- ✦ Three-time all-CIF athlete who played both sides of the ball at Cajon High in San Bernardino, Calif.
- ✦ Helped the Cowboys to a 9-2 overall record in 2011, including a 6-1 mark in league play
- ✦ Recorded 27 tackles, two interceptions and a forced fumble on defense during his senior year
- ✦ Scouts, Inc. rated him as a three-star recruit and gave him a grade of 75
- ✦ In high school, he lettered in football, basketball and track
- ✦ Full name is Damontae T. Kazez
- ✦ Born June 5, 1993, in San Bernardino, Calif.
- ✦ Son of La-trease and Walter Kazez
- ✦ Has three brothers and two sisters
- ✦ Brother, Walter, was a four-year running back for the Aztecs from 2009-12
- ✦ Graduated with a degree in criminal justice

REGULAR SEASON COMPARISON: DEFENSIVE - NEW ENGLAND PATRIOTS

DATE	OPP	W/L	GP/GS	TACKLES						YDS.	INT	TFL	PD	QBH	TD	MISC		
				TOT	SOLO	ASST	SACK	FF	FR							FF	FR	FR
10/22/17	ATL @ NE	L	P	0	0	0	0	0.0	0.0	0	0	0	0	0	0	0	0	0
10/17/21	DAL @ NE	W	S	3	3	0	0	0.0	0.0	0	0	0	0	0	0	0	0	0
TOTALS		1/1	2/1	3	3	0	0.0	0.0	0	0	0	0	0	0	0	0	0	0

DAMONTAE KAZEZ'S NFL REGULAR SEASON DEFENSIVE STATISTICS

DATE	TEAM	GP	GS	TACKLES						INTERCEPTIONS				O. FUMB			ST			MISC						
				TK	S	A	TFL	YDS	SK	YDS	QBH	NO	YDS	LG	TD	PD	FF	FR	TD	YDS	TK	S	A	FF	FR	S
2017	Falcons	16	1	18	10	8	0	0	0.0	0.0	0	0	0	0	0	1	0	0	5	4	1	1	0	0	0	0
2018	Falcons	16	15	80	58	22	1	1	0.0	0.0	0	7	54	33	10	1	0	0	2	2	0	0	0	0	0	0
2019	Falcons	16	14	69	42	27	2	1	0.0	0.0	0	3	53	22	0	3	0	0	5	4	1	1	0	0	0	0
2020	Falcons	4	4	20	17	3	0	0	0.0	0.0	0	0	0	0	0	1	0	0	0	0	0	0	0	0	0	0
2021	Cowboys	17	15	51	34	17	0	0	0.0	0.0	0	2	8	8	4	2	0	0	1	1	0	0	0	0	0	0
2022	Steelers	9	4	19	11	8	0	0	0.0	0.0	0	2	14	12	2	0	0	0	1	0	0	0	0	0	0	0
2023	Steelers	12	7	53	39	14	0	0	0.0	0.0	0	2	37	30	3	0	2	0	1	0	0	0	0	0	0	0
NFL TOTALS		90	60	310	211	99	3	2	0.0	0.0	0	16	166	33	0	22	5	2	0	1	14	11	3	2	0	0

DAMONTAE KAZEZ'S NFL POSTSEASON DEFENSIVE STATISTICS

DATE	TEAM	GP	GS	TACKLES						INTERCEPTIONS				O. FUMB			ST			MISC						
				TK	S	A	TFL	YDS	SK	YDS	QBH	NO	YDS	LG	TD	PD	FF	FR	TD	YDS	TK	S	A	FF	FR	S
2017	Falcons	2	0	0	0	0	0	0	0.0	0.0	0	0	0	0	0	0	0	0	3	3	0	1	0	0	0	0
2021	Cowboys	1	1	8	3	5	0	0	0.0	0.0	0	0	0	0	0	0	0	0	0	0	0	0	0	0	0	0
NFL TOTALS		3	1	8	3	5	0	0	0.0	0.0	0	0	0	0	0	0	0	0	3	3	0	1	0	0	0	0

SINGLE-GAME HIGHS: DEFENSIVE

Total Tackles	9 vs. Tampa Bay Buccaneers, Nov 24, 2019	Interceptions	2 vs. Carolina Panthers, Dec 08, 2019
	9 vs. New Orleans Saints, Sep 23, 2018 ...1 more at 9.		1 vs. Green Bay Packers, Nov 12, 2023 ...13 more at 1.
Solo Tackles	7 at Dallas Cowboys, Sep 20, 2020	Interception Return Yards	43 vs. Carolina Panthers, Dec 08, 2019
	7 vs. Cincinnati Bengals, Sep 30, 2018 ...1 more at 7.		33 at Cleveland Browns, Nov 11, 2018
Passes Defensed	2 vs. Carolina Panthers, Dec 08, 2019	Special Teams Tackles	2 at Philadelphia Eagles, Jan 08, 2022
	1 at Cincinnati Bengals, Nov 26, 2023 ...19 more at 1.		2 vs. Philadelphia Eagles, Sep 15, 2019 ...1 more at 2.
Forced Fumbles	1 vs. Washington Football Team, Dec 26, 2021	Special Teams Forced Fumbles	1 vs. Carolina Panthers, Dec 08, 2019
	1 at Tampa Bay Buccaneers, Sep 09, 2021 ...3 more at 1.		1 at Chicago Bears, Sep 10, 2017
Fumble Recoveries	1 vs. Cleveland Browns, Sep 18, 2023	Longest Opp Fumble Return	1 vs. Baltimore Ravens, Oct 08, 2023
Tackles For Loss	2 vs. Los Angeles Rams, Oct 20, 2019 1 vs. New York Giants, Oct 22, 2018		

2020 GAME-BY-GAME REGULAR-SEASON STATISTICS (FALCONS)

Table with columns: DATE, OPPONENT, P/S, TACKLES, INTERCEPTIONS, O. FUMB, ST, MISC, W/L, SCORE. Rows include games from 09/13 to 01/03 and a 2020 TOTALS row.

2019 GAME-BY-GAME REGULAR-SEASON STATISTICS (FALCONS)

Table with columns: DATE, OPPONENT, P/S, TACKLES, INTERCEPTIONS, O. FUMB, ST, MISC, W/L, SCORE. Rows include games from 09/08 to 12/29 and a 2019 TOTALS row.

+ - Overtime

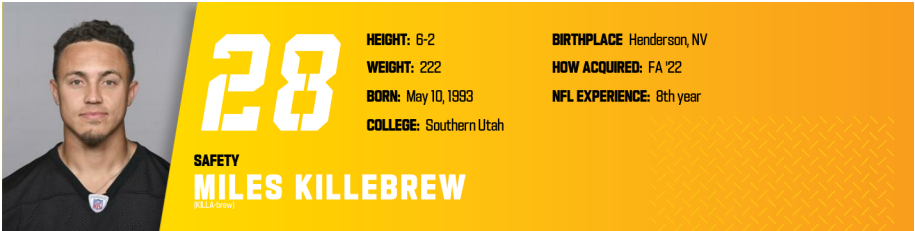
2018 GAME-BY-GAME REGULAR-SEASON STATISTICS (FALCONS)

Table with columns: DATE, OPPONENT, P/S, TACKLES, INTERCEPTIONS, O. FUMB, ST, MISC, W/L, SCORE. Rows include games from 09/06 to 12/30 and a 2018 TOTALS row.

+ - Overtime

2017 GAME-BY-GAME REGULAR-SEASON STATISTICS (FALCONS)

Table with columns: DATE, OPPONENT, P/S, TACKLES, INTERCEPTIONS, O. FUMB, ST, MISC, W/L, SCORE. Rows include games from 09/10 to 12/31 and a 2017 TOTALS row.



28

SAFETY
MILES KILLEBREW
(TELETYPE)

HEIGHT: 6-2
WEIGHT: 222
BORN: May 10, 1993
COLLEGE: Southern Utah

BIRTHPLACE: Henderson, NV
HOW ACQUIRED: FA '22
NFL EXPERIENCE: 8th year

PRO CAREER

- ✦ Has played in 112 games (four starts) over his six-year NFL career (with Lions, 2016-20, Steelers 2021-22)
- ✦ Has registered 62 tackles (50 solo), six passes defended, two interceptions, two tackles for loss, one quarterback hit, one forced fumble and one interception return for TD
- ✦ Since entering the NFL in 2016, Killebrew has 48 solo special teams' tackles, the third-most in the League in that span
- ✦ Ranked tied for second in the NFL with 13 solo special teams' tackles in 2019, while his 15 total special teams' tackles ranked fourth
- ✦ Ranks third-most in special-teams snaps since he entered the League in 2016 with 2,254
- ✦ His 15 special teams' tackles in 2019 were a career-high and the most by a Lion since DB Don Carey had 16 in 2015
- ✦ Recorded his first-career interception for a touchdown and notched three tackles in Week 1 of 2017 vs. Arizona
- ✦ Appeared in all 16 games his rookie season in 2016 and recorded his first career interception against Saints QB Drew Brees in Week 13 at New Orleans
- ✦ Highest draft pick in Southern Utah history
- ✦ Made NFL debut in Week 1 of 2016 (at Indianapolis)
- ✦ Made NFL starting debut in Week 3 of 2017 (vs. Atlanta)

2022 (STEELERS)

- ✦ Played in all 17 games (no starts) primarily on special teams, recording four tackles
- ✦ Was named a 2022 team captain for his role on special teams

2021 (STEELERS)

- ✦ Playing in all 17 regular-season games
- ✦ Recorded the second blocked punt of his career in Week 1 at Buffalo - the punt was recovered and returned by LB Ulysees Gilbert for a Steelers touchdown
- ✦ Recorded the third blocked punt of his career in Week 11 at L.A. Chargers, which led to a Steelers touchdown
- ✦ The first player in Steelers to block multiple punts in the same season since 1960

2020 (LIONS)

- ✦ Appeared in 15 games
- ✦ Recorded 12 tackles on special teams
- ✦ Recorded two special-teams tackles in Week 4 at New Orleans
- ✦ Blocked a punt for the first time in his career, which lead to a Detroit TD, in Week 8 vs. Indianapolis

2019 (LIONS)

- ✦ Appeared in 15 games (one start)
- ✦ Accumulated a career-high 15 total special teams' tackles, marking the most by a Lions player since 2015 (DB Don Carey, 16)
- ✦ Saw action on special teams, recording two special teams tackles in Week 1 at Arizona
- ✦ Saw action on defense for an injured S Tavon Wilson, recording two solo tackles in Week 8 vs. the N.Y. Giants
- ✦ Played his most defensive snaps of the season (57) and recorded a season-best three solo tackles in Week 17 vs. Green Bay

2018 (LIONS)

- ✦ Played in all 16 regular-season games
- ✦ Recorded one special teams' tackle against the New England Patriots in Week 3
- ✦ Posted two special teams' tackles, tying a career-best, against the Rams in Week 13

2017 (LIONS)

- ✦ Played in 16 games (three starts)
- ✦ Recorded three tackles and first career interception for a TD in Week 1 against Arizona
- ✦ Appeared in Week 2 at N.Y. Giants and registered three tackles and a pass defended
- ✦ Recorded first career start in Week 3 against Atlanta and tied for a game-high eight tackles
- ✦ Totaled three tackles and tied a career-high with two passes defended in Week 4 at Minnesota
- ✦ Totaled two tackles and a forced fumble in Week 6 at New Orleans
- ✦ Totaled two tackles in Week 8 against Pittsburgh
- ✦ Recorded a tackle on defense and special teams in Week 9 at Green Bay
- ✦ Recorded two tackles, one quarterback hit, and one tackle on special teams in Week 12 against Minnesota
- ✦ Totaled three tackles in Week 13 at Baltimore

2016 (LIONS)

- ✦ Played in all 16 regular-season games
- ✦ Made his NFL debut by contributing on special teams in Week 1 at Indianapolis
- ✦ Played 17 snaps on special teams in Week 3 at Green Bay
- ✦ Recorded his first NFL tackle in Week 4 at Chicago
- ✦ Played 19 snaps on special teams and six on defense in Week 6 vs. Los Angeles
- ✦ Contributed on both defense and special teams, recording one tackle in Week 7 vs. Washington
- ✦ Continued to make his presence known on special teams in Week 9 at Minnesota, tallying two tackles against the Vikings return men
- ✦ Totaled a career-high five tackles (four solo) in Week 11 vs. Jacksonville
- ✦ All over the field in Week 12 vs. Minnesota, contributing four solo tackles on defense and one on special teams
- ✦ Two of his four solo tackles came on crucial third-down stops in the second half of Detroit's 16-13 win over the visiting Vikings
- ✦ Picked off Saints QB Drew Brees late in the fourth quarter of Week 13 at New Orleans for his first career interception that secured Detroit's eighth victory of 2016
- ✦ Added two solo tackles on defense and one on special teams
- ✦ Registered four total tackles (three solo) in Week 17 vs. Green Bay

TRANSACTIONS

- ✦ Signed a two-year contract with Pittsburgh on Mar. 11, 2022
- ✦ Signed a one-year contract with Pittsburgh on Mar. 20, 2021
- ✦ Signed a one-year contract with Detroit on Mar. 20, 2020
- ✦ Signed a four-year contract with the Lions on May 6, 2016
- ✦ Drafted by Detroit in the fourth round (111th overall) of the 2016 NFL Draft

COLLEGE

- ✦ Finished his Southern Utah career with 356 tackles (210 solo), 6.5 tackles for loss, four forced fumbles, three fumble recoveries, three interceptions, seven pass defenses and two defensive touchdowns
- ✦ Named All-Big Sky Honorable Mention twice (2012, 2013), All-Big Sky Second Team once (2014) and All-Big Sky First Team once (2015)
- ✦ Named team captain as a senior in 2015 and led the team with 132 tackles (74 solo)
- ✦ Played in all 12 games in 2014 and finished second on the team with 101 tackles (62 solo) and recorded two tackles for loss, four forced fumbles and three interceptions
- ✦ Notched a season-high 15 tackles and returned an interception 105 yards for a TD against Nevada
- ✦ In 2013 totaled 54 tackles (32 solo), 4.5 tackles for loss, two pass defenses and two fumble recoveries, including an 89-yard return for a TD – the second longest fumble return in school history

PERSONAL

- ✦ Played running back and wide receiver at Foothill H.S. (Henderson, N.V.)
- ✦ Carried the ball 86 times for 392 yards and five TDs
- ✦ Had three receiving TDs
- ✦ Tallied 77 tackles with three sacks and six interceptions while playing as a defensive back
- ✦ Earned all-state and all-city honors and won defensive MVP
- ✦ Two-time first-team all-league and academic all-state honoree
- ✦ Nevada African-American student union Top-One Percentor
- ✦ In the 2018 offseason, Killebrew went back to Utah to light the torch at the opening ceremony of the Utah Summer Games
- ✦ Serves on the advisory board for Playworks Michigan
- ✦ He and wife, Kaila, welcomed their first child in 2020, a girl named Stormi

REGULAR SEASON COMPARISON: DEFENSIVE - NEW ENGLAND PATRIOTS

DATE	OPP	W/L	GP/GS	TACKLES					SACK	YDS.	INT	TFL	PD	QBH	TD	MISC		
				TOT	SOLO	ASST	FF	FR										
9/23/18	DET vs. NE	W	P	0	0	0	0.0	0.0	0	0	0	0	0	0	0	0	0	
9/18/22	PIT vs. NE	L	P	0	0	0	0.0	0.0	0	0	0	0	0	0	0	0	0	
TOTALS		1/1	2/0	0	0	0	0.0	0.0	0	0	0	0	0	0	0	0	0	

MILES KILLEBREW'S NFL REGULAR SEASON DEFENSIVE STATISTICS

DATE	TEAM	GP	GS	TACKLES					QBH	NO	INTERCEPTIONS				PD	FF	FR	TD	YDS	ST			MISC	
				TK	S	A	TFL	YDS			SK	YDS	NO	YDS						LG	TD	TK		S
2016	Lions	16	0	20	15	5	0	0.0	0.0	0	1	7	7	0	0	0	0	0	8	8	0	0	0	0
2017	Lions	16	3	31	25	6	1	4.0	0.0	1	35	35	1	5	1	0	0	0	7	7	0	0	0	0
2018	Lions	16	0	0	0	0	0	0.0	0.0	0	0	0	0	0	0	0	0	0	7	5	2	0	0	0
2019	Lions	15	1	5	5	0	0	0.0	0.0	0	0	0	0	0	0	0	0	0	15	13	2	0	0	0
2020	Lions	15	0	0	0	0	0	0.0	0.0	0	0	0	0	0	0	0	0	0	12	10	2	0	0	0
2021	Steelers	17	0	6	5	1	1	0.0	0.0	0	0	0	0	0	0	0	0	0	7	4	3	0	0	0
2022	Steelers	17	0	0	0	0	0	0.0	0.0	0	0	0	0	0	0	0	0	0	4	1	3	0	0	0
2023	Steelers	12	1	3	3	0	1	1.0	0.0	0	0	0	0	0	0	0	0	0	11	10	1	0	0	0
NFL TOTALS		124	5	65	53	12	3	5.0	0.0	1	2	42	35	1	6	1	0	0	71	58	13	0	0	0

MILES KILLEBREW'S NFL POSTSEASON DEFENSIVE STATISTICS

DATE	TEAM	GP	GS	TACKLES					QBH	NO	INTERCEPTIONS				PD	FF	FR	TD	YDS	ST			MISC	
				TK	S	A	TFL	YDS			SK	YDS	NO	YDS						LG	TD	TK		S
2016	Lions	1	0	1	1	0	0	0.0	0.0	0	0	0	0	0	0	0	0	0	0	0	0	0	0	0
2021	Steelers	1	0	1	0	1	0	0.0	0.0	0	0	0	0	0	0	0	0	0	2	1	1	0	0	0
NFL TOTALS		2	0	2	1	1	0	0.0	0.0	0	0	0	0	0	0	0	0	0	2	1	1	0	0	0

SINGLE-GAME HIGHS: DEFENSIVE

Table listing single-game defensive highs for categories: Total Tackles, Solo Tackles, Passes Defensed, Forced Fumbles, Tackles For Loss, Interceptions, Interception Return Yards, Safeties, and Special Teams Tackles.

SINGLE-GAME HIGHS - POSTSEASON: DEFENSIVE

Table listing single-game defensive highs for categories: Total Tackles and Special Teams Tackles.

2023 GAME-BY-GAME REGULAR-SEASON STATISTICS (STEELERS)

2023 Game-by-game regular-season statistics table with columns for Date, Opponent, P/S, Tackles (TK, S, A, SK, YDS, TFL, YDS, QBH), Interceptions (NO, YDS, LG, TD, PD), O. Fumb (FF, FR, TD, YDS), ST (TK, S, A, FF, FR), Misc (S, A), W/L, and Score.

2022 GAME-BY-GAME REGULAR-SEASON STATISTICS (STEELERS)

2022 Game-by-game regular-season statistics table with columns for Date, Opponent, P/S, Tackles, Interceptions, O. Fumb, ST, Misc, W/L, and Score.

2021 GAME-BY-GAME REGULAR-SEASON STATISTICS (STEELERS)

2021 Game-by-game regular-season statistics table with columns for Date, Opponent, P/S, Tackles, Interceptions, O. Fumb, ST, Misc, W/L, and Score.

2016 GAME-BY-GAME REGULAR-SEASON STATISTICS (LIONS)

DATE	OPPONENT	P/S	TACKLES						INTERCEPTIONS					O. FUMB				ST				MISC		W/L	SCORE			
			TK	S	A	SK	YDS	TFL	YDS	QBH	NO	YDS	LG	TD	PD	FF	FR	TD	YDS	TK	S	A	FF			FR	S	A
09/11	at Colts	P	0	0	0	0.0	0.0	0	0	0	0	0	0	0	0	0	0	0	0	0	0	0	0	0	0	0	W	39-35
09/18	Titans	P	0	0	0	0.0	0.0	0	0	0	0	0	0	0	0	0	0	0	0	0	0	0	0	0	0	L	15-16	
09/25	at Packers	P	0	0	0	0.0	0.0	0	0	0	0	0	0	0	0	0	0	0	0	0	0	0	0	0	0	L	27-34	
10/02	at Bears	P	1	1	0	0.0	0.0	0	0	0	0	0	0	0	0	0	0	0	0	0	0	0	0	0	0	L	14-17	
10/09	Eagles	P	0	0	0	0.0	0.0	0	0	0	0	0	0	0	0	0	0	0	0	0	0	0	0	0	0	W	24-23	
10/16	Rams	P	0	0	0	0.0	0.0	0	0	0	0	0	0	0	0	0	0	0	0	0	0	0	0	0	0	W	31-28	
10/23	Redskins	P	1	0	1	0.0	0.0	0	0	0	0	0	0	0	0	0	0	0	0	0	0	0	0	0	0	W	20-17	
10/30	at Texans	P	2	1	1	0.0	0.0	0	0	0	0	0	0	0	0	0	0	0	0	2	2	0	0	0	0	L	13-20	
11/06	at Vikings	P	0	0	0	0.0	0.0	0	0	0	0	0	0	0	0	0	0	0	0	2	2	0	0	0	0	W	22-16+	
11/20	Jaguars	P	5	4	1	0.0	0.0	0	0	0	0	0	0	0	0	0	0	0	0	0	0	0	0	0	0	W	26-19	
11/24	Vikings	P	4	4	0	0.0	0.0	0	0	0	0	0	0	0	0	0	0	0	0	1	1	0	0	0	0	W	16-13	
12/04	at Saints	P	2	2	0	0.0	0.0	0	0	0	1	7	7	0	1	0	0	0	0	1	1	0	0	0	0	W	28-13	
12/11	Bears	P	0	0	0	0.0	0.0	0	0	0	0	0	0	0	0	0	0	0	0	0	0	0	0	0	0	W	20-17	
12/18	at Giants	P	1	0	1	0.0	0.0	0	0	0	0	0	0	0	0	0	0	0	0	1	1	0	0	0	0	L	6-17	
12/26	at Cowboys	P	0	0	0	0.0	0.0	0	0	0	0	0	0	0	0	0	0	0	0	1	1	0	0	0	0	L	21-42	
01/01	Packers	P	4	3	1	0.0	0.0	0	0	0	0	0	0	0	0	0	0	0	0	0	0	0	0	0	0	L	24-31	
2016 TOTALS		16-0	20	15	5	0.0	0.0	0	0	0	1	7	7	0	1	0	0	0	0	8	8	0	0	0	0	0	0	9-7

+ - Overtime



46

LONG SNAPPER

CHRISTIAN KUNTZ

(ROOKIE)

HEIGHT: 6-1
 WEIGHT: 228
 BORN: April 13, 1994
 COLLEGE: Duquesne

BIRTHPLACE: Pittsburgh, PA
 HOW ACQUIRED: FA '20
 NFL EXPERIENCE: 3rd year

PRO CAREER

- ✦ Has played in 34 regular-season games, all for the Steelers
- ✦ Made his NFL debut in Week 1 of 2021 (at Buffalo)

2022 (STEELERS)

- ✦ Played in all 17 regular-season games

2021 (STEELERS)

- ✦ Played in all 17 regular-season games

TRANSACTIONS

- ✦ Signed a contract extension with Pittsburgh on Feb. 22, 2023
- ✦ Signed a reserve/future contract with Pittsburgh on Jan. 19, 2022
- ✦ Signed a reserve/future contract with Pittsburgh on Jan. 14, 2021
- ✦ Signed to the Steelers practice squad on Dec. 29, 2020
- ✦ Waived by the Steelers on Dec. 23, 2020
- ✦ Signed to the Pittsburgh practice squad on Nov. 24, 2020
- ✦ Waived by the Steelers on Aug. 2, 2020
- ✦ Signed with Pittsburgh as a free agent on March 30, 2020
- ✦ Played for the XFL's Dallas Renegades in the spring of 2020
- ✦ Waived by the Steelers on Aug. 31, 2019
- ✦ Signed by Pittsburgh on Aug. 15, 2019
- ✦ Waived by Jacksonville on June 13, 2019
- ✦ Signed to the Jaguars practice squad on Dec. 17, 2018
- ✦ Waived by Denver on June 14, 2018
- ✦ Signed by the Broncos on March 21, 2018
- ✦ Released by New England on Aug. 29, 2017
- ✦ Signed with the Patriots as an undrafted free agent on Aug. 28, 2017

COLLEGE

- ✦ Played in 45 games for Duquesne (2012-16)
- ✦ Northeast Conference career sacks leader with 30.5
- ✦ His 71.5 career TFLs rank fourth on the NCAA all-time FCS list
- ✦ Two-time NEC Defensive Player of the Year
- ✦ First Duquesne player to earn All-American honors three times (STATS FCS third team as a sophomore and first team as a junior & senior)
- ✦ Named Second Team Associated Press All-American in 2015 and 2016
- ✦ Team captain in 2016
- ✦ Started all 11 games at outside linebacker as a redshirt senior
- ✦ Led the NEC in sacks (11.5) and tackles for loss (24.0) in helping the Dukes to a share of the conference title
- ✦ Suffered an injury that led to redshirting his junior year

PERSONAL

- ✦ Played football and basketball at Chartiers Valley High School
- ✦ Graduated with a degree from Duquesne in supply chain management

REGULAR SEASON COMPARISON: DEFENSIVE - NEW ENGLAND PATRIOTS

DATE	OPP	W/L		TACKLES							MISC				
		L	P	TOT	SOLO	ASST	SACK	YDS.	INT	TFL	PD	QBH	TD	FF	FR
9/18/22	PIT vs. NE	0/1	1/0	0	0	0	0.0	0.0	0	0	0	0	0	0	0
TOTALS				0	0	0	0.0	0.0	0	0	0	0	0	0	0

CHRISTIAN KUNTZ'S NFL REGULAR SEASON STATISTICS

DATE	TEAM	GP
2021	Steelers	17
2022	Steelers	17
2023	Steelers	12
NFL TOTALS		46

CHRISTIAN KUNTZ'S NFL POSTSEASON STATISTICS

DATE	TEAM	GP
2021	Steelers	1
NFL TOTALS		1

CHRISTIAN KUNTZ'S NFL REGULAR SEASON DEFENSIVE STATISTICS

DATE	TEAM	GP	GS	TACKLES							INTERCEPTIONS					O. FUMB			ST				MISC.								
				TK	S	A	TFL	YDS	SK	YDS	QBH	NO	YDS	LG	TD	PD	FF	FR	TD	YDS	TK	S	A	FF	FR	S	A				
2021	Steelers	17	0	0	0	0	0	0	0	0.0	0.0	0	0	0	0	0	0	0	0	0	0	0	0	2	2	0	0	0	0	0	0
2022	Steelers	17	0	0	0	0	0	0	0	0.0	0.0	0	0	0	0	0	0	0	0	0	0	0	0	1	1	0	0	0	0	0	0
2023	Steelers	12	0	0	0	0	0	0	0	0.0	0.0	0	0	0	0	0	0	0	0	0	0	0	4	2	2	0	0	0	0	0	
NFL TOTALS		46	0	0	0	0	0	0	0	0.0	0.0	0	0	0	0	0	0	0	0	0	0	0	7	5	2	0	0	0	0	0	

CHRISTIAN KUNTZ'S NFL POSTSEASON DEFENSIVE STATISTICS

DATE	TEAM	GP	GS	TACKLES							INTERCEPTIONS					O. FUMB			ST				MISC.								
				TK	S	A	TFL	YDS	SK	YDS	QBH	NO	YDS	LG	TD	PD	FF	FR	TD	YDS	TK	S	A	FF	FR	S	A				
2021	Steelers	1	0	0	0	0	0	0	0	0.0	0.0	0	0	0	0	0	0	0	0	0	0	0	0	0	0	0	0	0	0	0	0
NFL TOTALS		1	0	0	0	0	0	0	0	0.0	0.0	0	0	0	0	0	0	0	0	0	0	0	0	0	0	0	0	0	0	0	

SINGLE-GAME HIGHS: DEFENSIVE


- Special Teams Tackles
 - 2 vs. San Francisco 49ers, Sep 10, 2023
 - 1 vs. Jacksonville Jaguars, Oct 29, 2023
 - ...4 more at 1.

2023 GAME-BY-GAME REGULAR-SEASON STATISTICS (STEELERS)

DATE	OPPONENT	W/L	SCORE
09/10	49ers	P	7-30
09/18	Browns	P	26-22
09/24	at Raiders	P	23-18
10/01	at Texans	P	6-30
10/08	Ravens	P	17-10
10/22	at Rams	P	24-17
10/29	Jaguars	P	10-20
11/02	Titans	P	20-16
11/12	Packers	P	23-19
11/19	at Browns	P	10-13
11/26	at Bengals	P	16-10
12/03	Cardinals	P	10-24
2023 TOTALS	12		7-5

2023 GAME-BY-GAME REGULAR-SEASON STATISTICS (STEELERS)

DATE	OPPONENT	P/S	TACKLES							INTERCEPTIONS					O. FUMB			ST				MISC.		W/L	SCORE		
			TK	S	A	SK	YDS	TFL	YDS	QBH	NO	YDS	LG	TD	PD	FF	FR	TD	YDS	TK	S	A	FF			FR	S
09/10	49ers	P	0	0	0	0.0	0.0	0	0	0	0	0	0	0	0	0	0	0	2	2	0	0	0	0	0	L	7-30
09/18	Browns	P	0	0	0	0.0	0.0	0	0	0	0	0	0	0	0	0	0	0	0	0	0	0	0	0	0	W	26-22
09/24	at Raiders	P	0	0	0	0.0	0.0	0	0	0	0	0	0	0	0	0	0	0	0	0	0	0	0	0	0	W	23-18
10/01	at Texans	P	0	0	0	0.0	0.0	0	0	0	0	0	0	0	0	0	0	0	0	0	0	0	0	0	0	L	6-30
10/08	Ravens	P	0	0	0	0.0	0.0	0	0	0	0	0	0	0	0	0	0	0	1	0	1	0	0	0	0	W	17-10
10/22	at Rams	P	0	0	0	0.0	0.0	0	0	0	0	0	0	0	0	0	0	0	1	0	0	0	0	0	0	W	24-17
10/29	Jaguars	P	0	0	0	0.0	0.0	0	0	0	0	0	0	0	0	0	0	0	1	0	1	0	0	0	0	L	10-20
11/02	Titans	P	0	0	0	0.0	0.0	0	0	0	0	0	0	0	0	0	0	0	0	0	0	0	0	0	0	W	20-16
11/12	Packers	P	0	0	0	0.0	0.0	0	0	0	0	0	0	0	0	0	0	0	0	0	0	0	0	0	0	W	23-19
11/19	at Browns	P	0	0	0	0.0	0.0	0	0	0	0	0	0	0	0	0	0	0	0	0	0	0	0	0	0	L	10-13
11/26	at Bengals	P	0	0	0	0.0	0.0	0	0	0	0	0	0	0	0	0	0	0	0	0	0	0	0	0	0	W	16-10
12/03	Cardinals	P	0	0	0	0.0	0.0	0	0	0	0	0	0	0	0	0	0	0	0	0	0	0	0	0	0	L	10-24
2023 TOTALS		12-0	0	0	0	0.0	0.0	0	0	0	0	0	0	0	0	0	0	0	4	2	2	0	0	0	0	7-5	



98

DEFENSIVE END

DEMARVIN LEAL

(Free Agent)

HEIGHT: 6-4

WEIGHT: 290

BORN: July 1, 2000

COLLEGE: Texas A&M

BIRTHPLACE: San Antonio, TX

HOW ACQUIRED: D3 '22

NFL EXPERIENCE: 2nd year

PRO CAREER

- ✦ Has played in 11 games (two starts)
- ✦ Made NFL debut in Week 1 of 2022 (at Cincinnati)
- ✦ Made NFL starting debut in Week 5 of 2022 (at Buffalo)

2022 (STEELERS)

- ✦ Registered 14 tackles (eight solo), three passes defended and one tackle for loss
- ✦ Had a season-high four tackles along with one tackle for loss in Week 4 vs. New York Jets
- ✦ Blocked a field goal in Week 5 at Buffalo
- ✦ Missed Weeks 6 through 12 after being placed on the Reserve/Injured List

TRANSACTIONS

- ✦ Signed a four-year contract with Pittsburgh on May 20, 2022
- ✦ Drafted by the Steelers in the third round (84th overall) of the 2022 NFL Draft

COLLEGE

- ✦ Played in 35 games at Texas A&M
- ✦ Tallied 133 tackles (59 solo), 25.0 tackles for loss, 13.0 sacks, one interception, six passes defended, two forced fumbles and one fumble recovery
- ✦ Recorded a season-high seven tackles at Ole Miss
- ✦ Recorded a season-high two sacks vs Mississippi St.
- ✦ Started 12 games (2021)
- ✦ Finished the season tied for fifth in the SEC with 8.5 sacks and tied for ninth with 12.5 tackles for loss, leading the Aggies in both categories
- ✦ Started all 10 games (2020)
- ✦ Led the defense in hurries with eight and ranked fifth in tackles with 37
- ✦ Played in all 13 games, making seven starts (2019)
- ✦ Was second on the team with five QB hurries
- ✦ 2021 Ted Hendricks Award Finalist
- ✦ 2021 AP All-America First Team
- ✦ 2021 Sporting News All-America First Team
- ✦ 2021 AP and Coaches' All-SEC First Team
- ✦ 2021 FWAA All-America Second Team
- ✦ 2021 Walter Camp All-America Second Team
- ✦ 2021 The Athletic All-America Second Team

PERSONAL

- ✦ Was coached by Sean McAuliffe at Judson High School
- ✦ Was an Army All-American
- ✦ Named to Dave Campbell's Texas Football Tops in Texas First Team
- ✦ As a junior, was named to AP All-State Second Team
- ✦ Tallied 83 tackles, 16 tackles for loss, 13 quarterback hits, six sacks, six pass breakups, four forced fumbles, two fumble recoveries and a blocked punt in 2018
- ✦ Hometown: San Antonio, Texas

REGULAR SEASON COMPARISON: DEFENSIVE - NEW ENGLAND PATRIOTS

DATE	OPP	W/L	GP/GS	TACKLES					SACK	YDS.	INT	TFL	PD	QBH	TD	MISC		
				TOT	SOLO	ASST	YDS.	SK								FF	FR	FR
9/18/22	PIT vs. NE	L	P	2	1	1	0.0	0.0	0	0	1	0	0	0	0	0		
TOTALS		0/1	1/0	2	1	1	0.0	0.0	0	0	1	0	0	0	0			

DEMARVIN LEAL'S NFL REGULAR SEASON DEFENSIVE STATISTICS

DATE	TEAM	GP	GS	TACKLES					YDS.	QBH	NO	INTERCEPTIONS				O. FUMB				ST				MISC														
				TK	S	A	TFL	YDS.				SK	YDS.	NO	YDS.	LG	TD	PD	FF	FR	TD	YDS.	TK	S	A	FF	FR	S	A									
2022	Steelers	11	2	14	8	6	1	0	0.0	0.0	0	0	0	0	3	0	0	0	0	0	0	0	0	0	0	0	0	0	0	0	0	0	0	0	0	0	0	0
2023	Steelers	11	4	15	10	5	2	2	1.0	2.0	2	0	0	0	1	0	0	0	0	0	0	0	0	0	0	0	0	0	0	0	0	0	0	0	0	0	0	0
NFL TOTALS		22	6	29	18	11	3	2	1.0	2.0	2	0	0	0	4	0	0	0	0	0	0	0	0	0	0	0	0	0	0	0	0	0	0	0	0	0	0	

SINGLE-GAME HIGHS: DEFENSIVE

Total Tackles 4 vs. New York Jets, Oct 02, 2022
 3 vs. Cleveland Browns, Sep 18, 2023
 ...2 more at 3.
 Solo Tackles 2 at Houston Texans, Oct 01, 2023
 2 at Las Vegas Raiders, Sep 24, 2023
 ...4 more at 2.

Passes Defensed 2 at Buffalo Bills, Oct 09, 2022
 1 vs. New England Patriots, Sep 18, 2022
 Tackles For Loss 1 vs. San Francisco 49ers, Sep 10, 2023
 1 vs. New York Jets, Oct 02, 2022


2023 GAME-BY-GAME REGULAR-SEASON STATISTICS (STEELERS)

DATE	OPPONENT	P/S	TACKLES							INTERCEPTIONS				O. FUMB			ST				MISC		W/L	SCORE				
			TK	S	A	SK	YDS	TFL	YDS	QBH	NO	YDS	LG	TD	PD	FF	FR	TD	YDS	TK	S	A			FF	FR	S	A
09/10	at Ravens	P	3	2	1	0.0	0.0	1	0	1	0	0	0	0	0	0	0	0	0	0	0	0	0	0	0	0	L	7-30
09/18	Browns	S	3	2	1	1.0	2.0	1	2	1	0	0	0	0	0	0	0	0	0	0	0	0	0	0	0	0	W	26-22
09/24	at Raiders	S	2	2	0	0.0	0.0	0	0	0	0	0	0	0	0	0	0	0	0	0	0	0	0	0	0	0	W	23-18
10/01	at Texans	S	2	2	0	0.0	0.0	0	0	0	0	0	0	0	1	0	0	0	0	0	0	0	0	0	0	0	L	6-30
10/08	Ravens		ON INACTIVE LIST																								W	17-10
10/22	at Rams	P	2	0	2	0.0	0.0	0	0	0	0	0	0	0	0	0	0	0	0	0	0	0	0	0	0	0	W	24-17
10/29	Jaguars	S	1	1	0	0.0	0.0	0	0	0	0	0	0	0	0	0	0	0	0	0	0	0	0	0	0	0	L	10-20
11/02	Titans	P	2	1	1	0.0	0.0	0	0	0	0	0	0	0	0	0	0	0	0	0	0	0	0	0	0	0	W	20-16
11/12	Packers	P	0	0	0	0.0	0.0	0	0	0	0	0	0	0	0	0	0	0	0	0	0	0	0	0	0	0	W	23-19
11/19	at Browns	P	0	0	0	0.0	0.0	0	0	0	0	0	0	0	0	0	0	0	0	0	0	0	0	0	0	0	L	10-13
11/26	at Bengals	P	0	0	0	0.0	0.0	0	0	0	0	0	0	0	0	0	0	0	0	0	0	0	0	0	0	0	W	16-10
12/03	Cardinals	P	0	0	0	0.0	0.0	0	0	0	0	0	0	0	0	0	0	0	0	0	0	0	0	0	0	0	L	10-24
2023 TOTALS		11-4	15	10	5	1.0	2.0	2	2	2	0	0	0	0	1	0	0	0	0	0	0	0	0	0	0	7-5		

2022 GAME-BY-GAME REGULAR-SEASON STATISTICS (STEELERS)

DATE	OPPONENT	P/S	TACKLES							INTERCEPTIONS				O. FUMB			ST				MISC		W/L	SCORE				
			TK	S	A	SK	YDS	TFL	YDS	QBH	NO	YDS	LG	TD	PD	FF	FR	TD	YDS	TK	S	A			FF	FR	S	A
09/11	at Bengals	P	1	0	1	0.0	0.0	0	0	0	0	0	0	0	0	0	0	0	0	0	0	0	0	0	0	W	23-20+	
09/18	Patriots	P	2	1	1	0.0	0.0	0	0	0	0	0	0	1	0	0	0	0	0	0	0	0	0	0	0	0	L	14-17
09/22	at Browns	P	1	1	0	0.0	0.0	0	0	0	0	0	0	0	0	0	0	0	0	0	0	0	0	0	0	0	L	17-29
10/02	Jets	P	4	2	2	0.0	0.0	1	0	0	0	0	0	0	0	0	0	0	0	0	0	0	0	0	0	0	L	20-24
10/09	at Bills	S	1	1	0	0.0	0.0	0	0	0	0	0	0	2	0	0	0	0	0	0	0	0	0	0	0	0	L	3-38
10/16	Buccaneers		INJURED RESERVE																								W	20-18
10/23	at Dolphins		INJURED RESERVE																								L	10-16
10/30	at Eagles		INJURED RESERVE																								L	13-35
11/13	Saints		INJURED RESERVE																								W	20-10
11/20	Bengals		INJURED RESERVE																								L	30-37
11/28	at Colts		INJURED RESERVE																								W	24-17
12/04	at Falcons	P	0	0	0	0.0	0.0	0	0	0	0	0	0	0	0	0	0	0	0	0	0	0	0	0	0	W	19-16	
12/11	Ravens	P	0	0	0	0.0	0.0	0	0	0	0	0	0	0	0	0	0	0	0	0	0	0	0	0	0	0	L	14-16
12/18	at Panthers	P	0	0	0	0.0	0.0	0	0	0	0	0	0	0	0	0	0	0	0	0	0	0	0	0	0	0	W	24-16
12/24	Raiders	P	0	0	0	0.0	0.0	0	0	0	0	0	0	0	0	0	0	0	0	0	0	0	0	0	0	0	W	13-10
01/01	at Ravens	S	3	2	1	0.0	0.0	0	0	0	0	0	0	0	0	0	0	0	0	0	0	0	0	0	0	0	W	16-13
01/08	Browns	P	2	1	1	0.0	0.0	0	0	0	0	0	0	0	0	0	0	0	0	0	0	0	0	0	0	0	W	28-14
2022 TOTALS		11-2	14	8	6	0.0	0.0	1	0	0	0	0	0	0	3	0	0	0	0	0	0	0	0	0	0	9-8		

+ - Overtime



92

DEFENSIVE TACKLE

ISAIAHH LOUDERMILK

HEIGHT: 6-7

WEIGHT: 293

BORN: October 10, 1997

COLLEGE: Wisconsin

BIRTHPLACE: Howard, KS

HOW ACQUIRED: 05/21

NFL EXPERIENCE: 3rd year

PRO CAREER

- ✦ Has played in 26 career games (five starts)
- ✦ Has registered 30 tackles (20 solo), 1.0 sack, three passes defended and one tackle for loss
- ✦ Made NFL debut in Week 2 of 2021 (vs. Las Vegas)
- ✦ Made NFL starting debut in Week 16 of 2021 (at Kansas City)

2022 (STEELERS)

- ✦ Played in 11 games (three starts)
- ✦ Recorded seven tackles (four solo)
- ✦ Blocked a field goal in Week 12 at Indianapolis
- ✦ Had his first tackle for loss in Week 15 at Carolina

2021 (STEELERS)

- ✦ Played in 15 games (two starts)
- ✦ Recorded 23 tackles (16 solo), three passes defended and 1.0 sack
- ✦ Registered his first NFL sack taking down Baker Mayfield in Week 8 at Cleveland
- ✦ Registered a career-high six tackles at Kansas City in Week 15

TRANSACTIONS

- ✦ Signed a four-year contract with Pittsburgh on May 15, 2021
- ✦ Drafted by the Steelers in the fifth round (156th overall) in the 2021 NFL Draft

COLLEGE


- ✦ Played in 40 games (26 starts) at defensive end for Wisconsin (2016-20)
- ✦ Recorded 63 tackles, 11.5 tackles for loss, 7.5 sacks, two forced fumbles and nine pass breakups
- ✦ Graduated in December 2019 with bachelor's degree in personal finance
- ✦ Named All-Big Ten third team (media) and All-Big Ten honorable mention (coaches) in 2020
- ✦ Selected to participate in the 2021 East-West Shrine Bowl
- ✦ Played in all six games (six starts) at defensive end in 2020; recorded 13 tackles, nine solo stops, 2.5 tackles for loss and 2.0 sacks
- ✦ Started 14 games at defensive end in 2019; recorded 24 tackles, including 5.0 tackles for loss and 3.0 sacks, forced two fumbles and batted down five passes
- ✦ Set a career high with five tackles vs. Ohio State in 2019 Big Ten Football Championship Game, also recording 1.0 sack and forcing a fumble

PERSONAL

- ✦ Three-star prospect by 247 Sports, ESPN and Rivals
- ✦ First-team all-state in 8-man football by Kansas Football Coaches Association and Wichita Eagle as a senior; recorded 97 tackles, 2.0 sacks and two interceptions along with five TD receptions
- ✦ Helped 10-1 West Elk earn its first-ever playoff win as a senior
- ✦ First-team All-South Central Border League as a sophomore, junior and senior
- ✦ Three-time all-district and all-area selection
- ✦ Finished career with 267 tackles, 22.0 sacks and three interceptions on defense and registered eight TD receptions on offense
- ✦ Two-year team MVP
- ✦ First-team all-state in basketball by Kansas Basketball Coaches Association as a junior, averaging 19.2 points, 14.7 rebounds and 5.5 blocks per game
- ✦ Three-time All-SCBL in basketball
- ✦ Also competed in baseball and track and field, winning conference title in shot put as a junior
- ✦ Parents are Stacy Howell and Cartezze Loudermilk
- ✦ Father played basketball at Independence Community College and Creighton.

ISAIAHH LOUDERMILK'S NFL REGULAR SEASON DEFENSIVE STATISTICS

DATE	TEAM	GP	GS	TACKLES							INTERCEPTIONS				O. FUMBL				ST				MISC			
				TK	S	A	TFL	YDS	SK	YDS	QBH	NO	YDS	LG	TD	PD	FF	FR	TD	YDS	TK	S	A	FF	FR	S
2021	Steelers	15	2	23	16	7	0	0	1.0	0.0	0	0	0	0	0	0	0	0	0	0	0	0	0	0	0	0
2022	Steelers	11	3	7	4	3	1	1	0.0	0.0	0	0	0	0	0	0	0	0	0	0	0	0	0	0	0	0
2023	Steelers	12	0	14	6	8	0	0	0.0	0.0	0	0	0	0	2	0	0	0	0	0	0	0	0	0	0	0
NFL TOTALS		38	5	44	26	18	1	1	1.0	0.0	0	0	0	0	5	0	0	0	0	0	0	0	0	0	0	0



40

LINEBACKER

BLAKE MARTINEZ

HEIGHT: 6-2	BIRTHPLACE: Tucson, AZ
WEIGHT: 237	HOW ACQUIRED: FA '23
BORN: January 8, 1994	NFL EXPERIENCE: 8th year
COLLEGE: Stanford	

PRO CAREER

- ✦ Has played in 84 games (78 starts) in his eight-year NFL career (Green Bay 2016-19; N.Y. Giants 2020-21; Las Vegas Raiders 2022; Carolina 2023)
- ✦ Has registered 700 tackles (437 solo), 39 tackles for loss, 13.0 sacks, 18 quarterback hits, four interceptions, 22 passes defended, four forced fumbles and three fumble recoveries
- ✦ Ranked first in the NFL in tackles (592) from 2017-2020
- ✦ Only player to post at least 500 tackles, 30 tackles for loss and 10 sacks from 2017-2020
- ✦ His 151 tackles in 2020 ranked third in the NFL
- ✦ His 155 tackles in 2019 ranked second in the NFL
- ✦ His 144 tackles in 2018 ranked second in the NFL
- ✦ Made NFL debut in Week 1 of 2016 (at Jacksonville)
- ✦ Made NFL starting debut in Week 1 of 2016 (at Jacksonville)

2023 (PANTHERS/STEELERS)

- ✦ Signed to the Carolina practice squad in November

2022 (RAIDERS)

- ✦ Appeared in four games (two starts) and totaled 20 tackles (14 solo)

2021 (GIANTS)

- ✦ Started three games and registered 23 tackles (11 solo) and one tackle for loss

2020 (GIANTS)

- ✦ Started all 16 games and recorded 151 tackles (86 solo), nine tackles for loss, five passes defended, 3.0 sacks, two forced fumbles, one fumble recovery and one interception
- ✦ His 151 tackles ranked third in the NFL

2019 (PACKERS)

- ✦ Started all 16 games and registered 155 tackles (97 solo), five tackles for loss, 3.0 sacks, two passes defended, one interception and one forced fumble
- ✦ His 155 tackles ranked second in the NFL

2018 (PACKERS)

- ✦ Started all 16 games and recorded 144 tackles (91 solo), 10 tackles for loss, 5.0 sacks and three passes defended
- ✦ His 144 tackles ranked second in the NFL
- ✦ One of four players to post at least 100 tackles and 5.0 sacks

2017 (PACKERS)

- ✦ Started all 16 games and recorded 142 tackles (94 solo), 10 tackles for loss, eight passes defended, two fumble recoveries, one forced fumble, one interception and 1.0 sack
- ✦ His 142 tackles ranked tied for the second in the NFL

2016 (PACKERS)

- ✦ Appeared in 13 games (nine starts) and totaled 65 tackles (44 solo), four tackles for loss, four passes defended, 1.0 sack and one interception

TRANSACTIONS

- ✦ Signed with Pittsburgh on Aug. 1, 2023
- ✦ Signed to the Carolina practice squad on Nov. 7, 2023
- ✦ Retired on Nov. 10, 2022
- ✦ Signed to the Las Vegas practice squad on Oct. 4, 2022
- ✦ Released by the N.Y. Giants on Sept. 1, 2022
- ✦ Signed a three-year contract with the N.Y. Giants on March 18, 2020
- ✦ Signed a four-year contract with Green Bay on May 6, 2016
- ✦ Drafted by the Packers in the fourth round (131st overall) of the 2016 NFL Draft

COLLEGE

- ✦ Played four seasons at Stanford from 2012-2015
- ✦ Appeared in 51 career games
- ✦ Totaled 257 tackles (135 solo), 13.5 tackles for loss, 13 passes defended, 6.0 sacks, five interceptions and four forced fumbles
- ✦ As a senior, earned AP All-America third team, USA Today All-America second team, Phil Steele All-America second team and All-Pac-12 first team honors after appearing in 14 games
- ✦ Tallied 141 tackles (73 solo), seven passes defended, 6.5 tackles for loss, 1.5 sacks, one interception and one forced fumble
- ✦ Helped lead Stanford to a Pac-12 title and a Rose Bowl win over Iowa
- ✦ In his junior season, earned All-Pac-12 honorable mention and Phil Steele All-Pac-12 third team honors after appearing in 13 games
- ✦ Compiled 102 tackles (53 solo), seven tackles for loss, five passes defended, 4.5 sacks, three interceptions and two forced fumbles
- ✦ As a sophomore season, played in 10 games while tallying 11 tackles (seven solo), one tackle for loss, one interception and one forced fumble
- ✦ In his freshman season, appeared in 14 games while tallying three tackles (two solo)

PERSONAL

- ✦ Native of Tucson, Ariz.
- ✦ Attended Canyon Del Oro H.S.

REGULAR SEASON COMPARISON: DEFENSIVE - NEW ENGLAND PATRIOTS

DATE	OPP	TACKLES											MISC		
		W/L	GP/GS	TOT	SOLO	ASST	SACK	YDS.	INT	TFL	PD	QBH	TD	FF	FR
11/4/18	GB @ NE	L	S	7	3	4	0.0	0.0	0	0	0	0	0	0	0
TOTALS		0/1	1/1	7	3	4	0.0	0.0	0	0	0	0	0	0	0

BLAKE MARTINEZ'S NFL REGULAR SEASON DEFENSIVE STATISTICS

DATE	TEAM	GP	GS	TACKLES						INTERCEPTIONS					O. FUMB			ST			MISC							
				TK	S	A	TFL	YDS	SK	YDS	QBH	NO	YDS	LG	TD	PD	FF	FR	TD	YDS	TK	S	A	FF	FR	S	A	
2016	Packers	13	9	65	44	21	4	12	1.0	5.0	1	1	4	4	0	4	0	0	0	0	4	3	1	0	0	0	0	0
2017	Packers	16	16	142	94	48	10	26	1.0	8.0	2	1	3	3	0	8	1	2	0	0	2	2	0	0	0	0	0	0
2018	Packers	16	16	144	91	53	10	46	5.0	34.0	6	0	0	0	0	3	0	0	0	0	0	0	0	0	0	0	0	0
2019	Packers	16	16	155	97	58	5	29	3.0	20.0	3	1	22	22	0	2	1	0	0	0	0	0	0	0	0	0	0	0
2020	Giants	16	16	151	86	65	9	28	3.0	18.0	6	1	2	2	0	5	2	1	0	0	0	0	0	0	0	0	0	0
2021	Giants	3	3	23	11	12	1	1	0.0	0.0	0	0	0	0	0	0	0	0	0	0	0	0	0	0	0	0	0	0
2022	Raiders	4	2	20	14	6	0	0	0.0	0.0	0	0	0	0	0	0	0	0	0	0	0	0	0	0	0	0	0	0
2023	Panthers	0	0	0	0	0	0	0	0.0	0.0	0	0	0	0	0	0	0	0	0	0	0	0	0	0	0	0	0	0
NFL TOTALS		84	78	700	437	263	39	142	13.0	85.0	18	4	31	22	0	22	4	3	0	0	6	5	1	0	0	0	0	0

BLAKE MARTINEZ'S NFL POSTSEASON DEFENSIVE STATISTICS

DATE	TEAM	GP	GS	TACKLES						INTERCEPTIONS					O. FUMB			ST			MISC							
				TK	S	A	TFL	YDS	SK	YDS	QBH	NO	YDS	LG	TD	PD	FF	FR	TD	YDS	TK	S	A	FF	FR	S	A	
2016	Packers	3	1	4	3	1	1	2	0.0	0.0	0	0	0	0	0	0	0	0	0	0	1	1	0	0	0	0	0	0
2019	Packers	2	2	19	13	6	0	0	0.0	0.0	0	0	0	0	0	0	0	0	0	0	0	0	0	0	0	0	0	0
NFL TOTALS		5	3	23	16	7	1	2	0.0	0.0	0	0	0	0	0	0	0	0	0	0	1	1	0	0	0	0	0	0

SINGLE-GAME HIGHS: DEFENSIVE

Total Tackles	16 vs. Oakland Raiders, Oct 20, 2019 15 vs. Philadelphia Eagles, Sep 26, 2019 ...2 more at 15.	Fumble Recoveries	1 at Dallas Cowboys, Oct 11, 2020 1 at Pittsburgh Steelers, Nov 26, 2017 ...1 more at 1.
Solo Tackles	12 vs. New Orleans Saints, Oct 22, 2017 11 vs. Atlanta Falcons, Dec 09, 2018 ...1 more at 11.	Tackles For Loss	2 vs. Cleveland Browns, Dec 20, 2020 2 vs. San Francisco 49ers, Sep 27, 2020 ...7 more at 2.
Sacks	1.0 vs. Dallas Cowboys, Oct 07, 2018 1.0 vs. Dallas Cowboys, Jan 03, 2021 ...1.0 more at 1.0.	Interceptions	1 at Washington Football Team, Nov 08, 2020 1 at Detroit Lions, Dec 29, 2019 ...2 more at 1.
Passes Defensed	2 at Washington Football Team, Nov 08, 2020 2 at Detroit Lions, Dec 31, 2017 ...1 more at 2.	Interception Return Yards	22 at Detroit Lions, Dec 29, 2019 4 vs. Chicago Bears, Oct 20, 2016
Forced Fumbles	1 at Seattle Seahawks, Dec 06, 2020 1 vs. Tampa Bay Buccaneers, Nov 02, 2020 ...2 more at 1.	Special Teams Tackles	1 vs. Tampa Bay Buccaneers, Dec 03, 2017 1 vs. New Orleans Saints, Oct 22, 2017 ...4 more at 1.

SINGLE-GAME HIGHS - POSTSEASON: DEFENSIVE

Total Tackles	10 vs. Seattle Seahawks, Jan 12, 2020 9 at San Francisco 49ers, Jan 19, 2020 2 at Atlanta Falcons, Jan 22, 2017 2 vs. New York Giants, Jan 08, 2017	Tackles For Loss	1 at Atlanta Falcons, Jan 22, 2017
Solo Tackles	7 vs. Seattle Seahawks, Jan 12, 2020 6 at San Francisco 49ers, Jan 19, 2020 2 at Atlanta Falcons, Jan 22, 2017 1 vs. New York Giants, Jan 08, 2017	Special Teams Tackles	1 vs. New York Giants, Jan 08, 2017

2019 GAME-BY-GAME POSTSEASON STATISTICS (PACKERS)

DATE	OPPONENT	P/S	TACKLES							INTERCEPTIONS					O. FUMB			ST				MISC		SCORE			
			TK	S	A	SK	YDS	TFL	YDS	QBH	NO	YDS	LG	TD	PD	FF	FR	TD	YDS	TK	S	A	FF		FR	S	A
01/12	Seahawks	S	10	7	3	0.0	0.0	0	0	0	0	0	0	0	0	0	0	0	0	0	0	0	0	0	0	W	28-23
01/19	at 49ers	S	9	6	3	0.0	0.0	0	0	0	0	0	0	0	0	0	0	0	0	0	0	0	0	0	L	20-37	
2019 TOTALS		2-2	19	13	6	0.0	0.0	0	0	0	0	0	0	0	0	0	0	0	0	0	0	0	0	0	1-1		

2016 GAME-BY-GAME POSTSEASON STATISTICS (PACKERS)

DATE	OPPONENT	P/S	TACKLES							INTERCEPTIONS					O. FUMB			ST				MISC		SCORE			
			TK	S	A	SK	YDS	TFL	YDS	QBH	NO	YDS	LG	TD	PD	FF	FR	TD	YDS	TK	S	A	FF		FR	S	A
01/08	Giants	S	2	1	1	0.0	0.0	0	0	0	0	0	0	0	0	0	0	0	1	1	0	0	0	0	0	W	38-13
01/15	at Cowboys	P	0	0	0	0.0	0.0	0	0	0	0	0	0	0	0	0	0	0	0	0	0	0	0	0	0	W	34-31
01/22	at Falcons	P	2	2	0	0.0	0.0	1	2	0	0	0	0	0	0	0	0	0	0	0	0	0	0	0	0	L	21-44
2016 TOTALS		3-1	4	3	1	0.0	0.0	1	2	0	0	0	0	0	0	0	0	1	1	0	0	0	0	0	2-1		



26

HEIGHT: 5-8
WEIGHT: 193
BORN: March 4, 1999
COLLEGE: Maryland

BIRTHPLACE: Hyattsville, MD
HOW ACQUIRED: D4a '20
NFL EXPERIENCE: 4th year

RUNNING BACK

ANTHONY MCFARLAND JR.

PRO CAREER

- † Played in 14 games (no starts) in his career
- † Has rushed for 146 yards on 42 carries (3.5 yards per rush)
- † Has caught nine passes for 76 yards
- † Made NFL debut in Week 3 of 2020 (vs. Houston)

2022 (STEELERS)

- † Played in Week 12 at Indianapolis after being elevated off of the practice squad
- † Rushed six times for 30 yards (5.0 yard average) and caught two passes for 11 yards

2021 (STEELERS)

- † Played his first game of 2021 after returning from the Reserve/Injured list in Week 8 at Cleveland, rushing once
- † Saw action Week 12 at Cincinnati, rushing twice for two yards and added one reception for 11 yards

2020 (STEELERS)

- † Played in 11 regular-season games (no starts)
- † Rushed for 113 yards on 33 carries (3.4 yards per carry) and added six receptions for 54 yards
- † Ran for a career-best 42 yards on six carries in Week 3 vs. Houston

TRANSACTIONS

- † Signed a reserve/future contract with Pittsburgh on Jan. 12, 2023
- † Signed to the practice squad by Pittsburgh on Aug. 31, 2022
- † Waived by Pittsburgh on Aug. 31, 2022
- † Signed a four-year contract with Pittsburgh on July 25, 2020
- † Drafted by the Steelers in the fourth round (124th overall) of the 2020 NFL Draft

COLLEGE

- † Two-year letterwinner at Maryland (2018-19)
- † Finished his Maryland career third in school history with 6.7 yards per rush
- † Ninth in Maryland history with six 100-yard rushing games
- † 21st in Maryland history with 1,648 career rushing yards
- † 2019 Maxwell Award Watch List
- † 2019 Doak Walker Award Candidate
- † 2019 Phil Steele Preseason All-Big Ten Second Team
- † 2018 FWAA Freshman All-American
- † 2018 All-Big Ten Second Team (Media)
- † 2018 All-Big Ten Third Team (Coaches)
- † 2018 Associated Press All-Big Ten Second Team
- † 2018 Phil Steele All-Big Ten Second Team
- † Big Ten Freshman of the Week (9/24/18, 11/19/18)
- † Set the Maryland record for single-season rushing yards by a freshman (1,034)

PERSONAL

- † Attended DeMatha Catholic HS (Hyattsville, Md.)
- † Consensus 4-star recruit according to all major recruiting databases
- † Rated the third-best running back nationally and second-best player in the state of Maryland by 247 Sports and Rivals
- † 2016 Under Armour All-American
- † Missed senior season due to injury
- † 2015 Second Team Washington Post All-Metro
- † Ran for 527 yards and eight TDs (8.5 yards/carry) as a junior, while also catching 25 passes for 386 yards and four TDs
- † 2014 Honorable Mention Washington Post All-Metro
- † Rushed for 1,124 yards (10.1 yards/carry) as a sophomore, in addition to catching 15 passes for 312 yards and 12 TDs

ANTHONY MCFARLAND JR.'S NFL REGULAR SEASON RUSHING/RECEIVING STATISTICS

DATE	TEAM	RUSHING							RECEIVING				
		GP	GS	NO.	YDS.	AVG.	LG	TD	NO.	YDS.	AVG.	LG	TD
2020	Steelers	11	0	33	113	3.4	20	0	6	54	9.0	17	0
2021	Steelers	2	0	3	3	1.0	3	0	1	11	11.0	11	0
2022	Steelers	1	0	6	30	5.0	14	0	2	11	5.5	12	0
2023	Steelers	3	0	0	0	0.0	0	0	2	11	5.5	6	0
NFL TOTALS		17	0	42	146	3.5	20	0	11	87	7.9	17	0

ANTHONY MCFARLAND JR.'S NFL POSTSEASON RUSHING/RECEIVING STATISTICS

DATE	TEAM	GP	GS	RUSHING					RECEIVING					
				NO.	YDS.	AVG.	LG	TD	NO.	YDS.	AVG.	LG	TD	
2020	Steelers	0	0	0	0	0.0	0	0	0	0	0	0.0	0	0
2021	Steelers	0	0	0	0	0.0	0	0	0	0	0	0.0	0	0
NFL TOTALS		0	0	0	0	0.0	0	0	0	0	0	0.0	0	0

ANTHONY MCFARLAND JR.'S NFL REGULAR SEASON RETURN STATISTICS

DATE	TEAM	KICKOFF RETURNS					PUNT RETURNS					
		RET.	YDS.	AVG.	LG	TD	NO.	FC	YDS.	AVG.	LG	TD
2020	Steelers	0	0	0.0	0	0	0	0	0	0.0	0	0
2021	Steelers	3	73	24.3	25	0	0	0	0	0.0	0	0
2022	Steelers	0	0	0.0	0	0	0	0	0	0.0	0	0
2023	Steelers	6	164	27.3	37	0	0	0	0	0.0	0	0
NFL TOTALS		9	237	26.3	37	0	0	0	0	0.0	0	0

ANTHONY MCFARLAND JR.'S NFL POSTSEASON RETURN STATISTICS

DATE	TEAM	KICKOFF RETURNS					PUNT RETURNS					
		RET.	YDS.	AVG.	LG	TD	NO.	FC	YDS.	AVG.	LG	TD
2020	Steelers	0	0	0.0	0	0	0	0	0	0.0	0	0
2021	Steelers	0	0	0.0	0	0	0	0	0	0.0	0	0
NFL TOTALS		0	0	0.0	0	0	0	0	0	0.0	0	0

SINGLE-GAME HIGHS: RUSHING/RECEIVING

Rush Attempts	6 at Indianapolis Colts, Nov 28, 2022 6 vs. Houston Texans, Sep 27, 2020	All-Purpose Yards	102 vs. San Francisco 49ers, Sep 10, 2023 86 at Cincinnati Bengals, Nov 28, 2021
Rushing Yards	42 vs. Houston Texans, Sep 27, 2020 30 at Indianapolis Colts, Nov 28, 2022	Kickoff Returns	3 vs. Green Bay Packers, Nov 12, 2023 3 vs. San Francisco 49ers, Sep 10, 2023 ...1 more at 3.
Longest Runs	20 vs. Houston Texans, Sep 27, 2020 14 at Indianapolis Colts, Nov 28, 2022	Kickoff Return Yards	91 vs. San Francisco 49ers, Sep 10, 2023 73 vs. Green Bay Packers, Nov 12, 2023 ...1 more at 73.
Receptions	2 vs. San Francisco 49ers, Sep 10, 2023 2 at Indianapolis Colts, Nov 28, 2022 ...1 more at 2.	Longest Kickoff Return	37 vs. Green Bay Packers, Nov 12, 2023 34 vs. San Francisco 49ers, Sep 10, 2023
Receiving Yards	17 vs. Baltimore Ravens, Dec 02, 2020 15 at Dallas Cowboys, Nov 08, 2020	Kickoff Return Average	30.3 vs. San Francisco 49ers, Sep 10, 2023 24.3 vs. Green Bay Packers, Nov 12, 2023 ...1 more at 24.3.
Longest Receptions	17 vs. Baltimore Ravens, Dec 02, 2020 12 at Indianapolis Colts, Nov 28, 2022		

2023 GAME-BY-GAME REGULAR-SEASON STATISTICS (STEELERS)

DATE	OPPONENT	P/S	RUSHING					RECEIVING					W/L	SCORE
			NO.	YDS.	AVG.	LG	TD	NO.	YDS.	AVG.	LG	TD		
09/10	49ers	P	0	0	0.0	0	0	2	11	5.5	6	0	L	7-30
09/24	at Raiders												W	23-18
10/01	at Texans												L	6-30
10/08	Ravens												W	17-10
10/22	at Rams												W	24-17
10/29	Jaguars												L	10-20
11/02	Titans												W	20-16
11/12	Packers	P	0	0	0.0	0	0	0	0	0.0	0	0	W	23-19
11/19	at Browns	P	0	0	0.0	0	0	0	0	0.0	0	0	L	10-13
11/26	at Bengals												W	16-10
12/03	Cardinals												L	10-24
2023 TOTALS		3-0	0	0	0.0	0	0	2	11	5.5	6	0	6-5	

2022 GAME-BY-GAME REGULAR-SEASON STATISTICS (STEELERS)

DATE	OPPONENT	P/S	RUSHING					RECEIVING					W/L	SCORE
			NO.	YDS.	AVG.	LG	TD	NO.	YDS.	AVG.	LG	TD		
09/11	at Bengals												W	23-20+
09/18	Patriots												L	14-17
09/22	at Browns												L	17-29
10/02	Jets												L	20-24
10/09	at Bills												L	3-38
10/16	Buccaneers												W	20-18
10/23	at Dolphins												L	10-16
10/30	at Eagles												L	13-35
11/13	Saints												W	20-10
11/20	Bengals												L	30-37
11/28	at Colts												W	24-17
12/04	at Falcons												W	19-16
12/11	Ravens												L	14-16
12/18	at Panthers												W	24-16
12/24	Raiders												W	13-10
01/01	at Ravens												W	16-13
01/08	Browns												W	28-14
2022 TOTALS		0-0	0	0	0.0	0	0	0	0	0.0	0	0	9-8	

+ - Overtime

2021 GAME-BY-GAME REGULAR-SEASON STATISTICS (STEELERS)

DATE	OPPONENT	P/S	RUSHING					RECEIVING					W/L/T	SCORE
			NO.	YDS.	AVG.	LG	TD	NO.	YDS.	AVG.	LG	TD		
09/12	at Bills												W	23-16
09/19	Raiders												L	17-26
09/26	Bengals												L	10-24
10/03	at Packers												L	17-27
10/10	Broncos												W	27-19
10/17	Seahawks												W	23-20+
10/31	at Browns	P	1	1	1.0	1	0	0	0.0	0	0	0	W	15-10
11/08	Bears												W	29-27
11/14	Lions												T	16-16
11/21	at Chargers												L	37-41
11/28	at Bengals	P	2	2	1.0	3	0	1	11.0	11	11	0	L	10-41
12/05	Ravens												W	20-19
12/09	at Vikings												L	28-36
12/19	Titans												W	19-13
12/26	at Chiefs												L	10-36
01/03	Browns												W	26-14
01/09	at Ravens												W	16-13+
2021 TOTALS		2-0	3	3	1.0	3	0	1	11	11.0	11	0	9-7-1	

+ - Overtime

2021 GAME-BY-GAME POSTSEASON STATISTICS (STEELERS)

DATE	OPPONENT	P/S	RUSHING					RECEIVING					W/L	SCORE
			NO.	YDS.	AVG.	LG	TD	NO.	YDS.	AVG.	LG	TD		
01/16	at Chiefs												L	21-42
2021 TOTALS		0-0	0	0	0.0	0	0	0	0	0.0	0	0	0-1	

2020 GAME-BY-GAME POSTSEASON STATISTICS (STEELERS)

DATE	OPPONENT	P/S	RUSHING					RECEIVING					W/L	SCORE
			NO.	YDS.	AVG.	LG	TD	NO.	YDS.	AVG.	LG	TD		
01/10	Browns												L	37-48
2020 TOTALS		0-0	0	0	0.0	0	0	0	0	0.0	0	0	0-1	



65
OFFENSIVE TACKLE
DAN MOORE JR.

HEIGHT: 6-5
WEIGHT: 315
BORN: September 28, 1998
COLLEGE: Texas A&M

BIRTHPLACE: Beaumont, TX
HOW ACQUIRED: D4a '21
NFL EXPERIENCE: 3rd year

PRO CAREER

- ✦ Has started at left tackle in 33 games
- ✦ Became the first Steelers rookie to start at left tackle since the 1970 AFL-NFL merger
- ✦ Made NFL debut in Week 1 of 2021 (at Buffalo)
- ✦ Made NFL starting debut in Week 1 of 2021 (at Buffalo)

2022 (STEELERS)

- ✦ Started all 17 regular-season games at left tackle
- ✦ Blocked for RB Najee Harris to run for 1,000-plus yards for a second consecutive season, including a season-high 111 yards in Week 17 at Baltimore
- ✦ Saw significant improvement after the Bye Week, blocking for an average of 147 rushing yards per game and allowing the team to be held under 100 yards on the ground just once in Weeks 10 through 18
- ✦ Part of an offensive line that did not allow a sack in two games and just one sack in four games
- ✦ Played all 1,160 offensive snaps

2021 (STEELERS)

- ✦ Started 16 regular-season games at left tackle
- ✦ Blocked for 1,000-plus-yard rusher Najee Harris
- ✦ Was one of five rookie starters, marking the first time the Steelers started at least five rookies in a season opener since 1991
- ✦ Blocked for a 100-yard rusher three times (Week 5 vs. Denver; Week 10 vs. Detroit; Week 17 vs. Cleveland)
- ✦ Joined C Maurice Pouncey to become one of two offensive linemen in franchise history to start 16 games their rookie season

TRANSACTIONS

- ✦ Signed a four-year contract with Pittsburgh on May 18, 2021
- ✦ Drafted by the Steelers in the fourth round (128th overall) in the 2021 NFL Draft

COLLEGE

- ✦ Played in 44 games (37 starts) at Texas A&M (2017-20)
- ✦ Started the final 36 games of his collegiate career
- ✦ Named Second-Team All-SEC as a senior in 2020
- ✦ Started all 10 games and logged 691 snaps at left tackle
- ✦ Earned SEC Offensive Lineman of the Week honors for his performance against the Gamecocks
- ✦ Rolled over the Tigers defense for a season-high 313 yards rushing in the victory at Auburn
- ✦ Texas A&M offensive line was named a finalist for the Joe Moore Award

PERSONAL

- ✦ Coached by Kevin Flanigan at Beaumont West Brook Senior High School
- ✦ Rated a three-star recruit by PrepStar
- ✦ Named to the PrepStar All-Midlands Region Team
- ✦ Three-star prospect by Rivals
- ✦ Three-star by ESPN
- ✦ Rated the No. 73 offensive guard in the nation
- ✦ No. 150 in the state of Texas and No. 194 in the Midlands Region

DAN MOORE JR.'S NFL REGULAR SEASON STATISTICS

DATE	TEAM	GP	GS
2021	Steelers	16	16
2022	Steelers	17	17
2023	Steelers	11	11
NFL TOTALS		44	44

DAN MOORE JR.'S NFL POSTSEASON STATISTICS

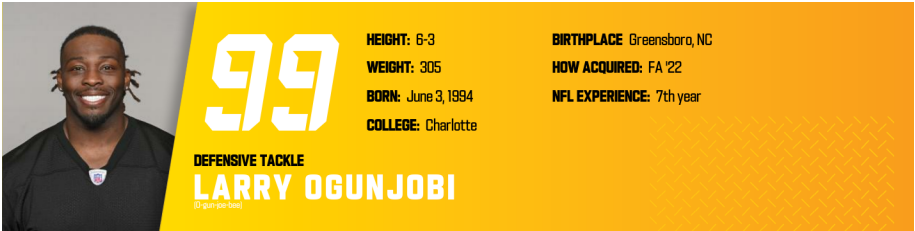
DATE	TEAM	GP	GS
2021	Steelers	1	1
NFL TOTALS		1	1

2023 GAME-BY-GAME REGULAR-SEASON STATISTICS (STEELERS)

DATE	OPPONENT	P/S	TACKLES							INTERCEPTIONS					O. FUMB			ST				MISC		W/L	SCORE				
			TK	S	A	SK	YDS	TFL	YDS	QBH	NO	YDS	LG	TD	PD	FF	FR	TD	YDS	TK	S	A	FF			FR	S	A	
09/10	49ers	S	0	0	0	0.0	0.0	0	0	0	0	0	0	0	0	0	0	0	0	0	0	0	0	0	0	0	L	7-30	
09/18	Browns	S	0	0	0	0.0	0.0	0	0	0	0	0	0	0	0	0	0	0	0	0	0	0	0	0	0	0	W	26-22	
09/24	at Raiders	S	0	0	0	0.0	0.0	0	0	0	0	0	0	0	0	0	0	0	0	0	0	0	0	0	0	0	W	23-18	
10/01	at Texans	S	0	0	0	0.0	0.0	0	0	0	0	0	0	0	0	0	0	0	0	0	0	0	0	0	0	0	L	6-30	
10/08	Ravens		ON INACTIVE LIST																									W	17-10
10/22	at Rams	S	0	0	0	0.0	0.0	0	0	0	0	0	0	0	0	0	0	0	0	0	0	0	0	0	0	0	W	24-17	
10/29	Jaguars	S	0	0	0	0.0	0.0	0	0	0	0	0	0	0	0	0	0	0	0	0	0	0	0	0	0	0	L	10-20	
11/02	Titans	S	0	0	0	0.0	0.0	0	0	0	0	0	0	0	0	0	0	0	0	0	0	0	0	0	0	0	W	20-16	
11/12	Packers	S	0	0	0	0.0	0.0	0	0	0	0	0	0	0	0	0	0	0	0	0	0	0	0	0	0	0	W	23-19	
11/19	at Browns	S	0	0	0	0.0	0.0	0	0	0	0	0	0	0	0	0	0	0	0	0	0	0	0	0	0	0	L	10-13	
11/26	at Bengals	S	0	0	0	0.0	0.0	0	0	0	0	0	0	0	0	0	0	0	0	0	0	0	0	0	0	0	W	16-10	
12/03	Cardinals	S	0	0	0	0.0	0.0	0	0	0	0	0	0	0	0	0	0	0	0	0	0	0	0	0	0	0	L	10-24	
2023 TOTALS		11-11	0	0	0	0.0	0.0	0	0	0	0	0	0	0	0	0	0	0	0	0	0	0	0	0	0	0	0	7-5	

2023 GAME-BY-GAME REGULAR-SEASON STATISTICS (STEELERS)

DATE	OPPONENT	P/S	W/L	SCORE
09/10	49ers	S	L	7-30
09/18	Browns	S	W	26-22
09/24	at Raiders	S	W	23-18
10/01	at Texans	S	L	6-30
10/08	Ravens		ON INACTIVE LIST	
10/22	at Rams	S	W	17-10
10/29	Jaguars	S	W	24-17
11/02	Titans	S	L	10-20
11/12	Packers	S	W	20-16
11/19	at Browns	S	W	23-19
11/19	at Browns	S	L	10-13
11/26	at Bengals	S	W	16-10
12/03	Cardinals	S	L	10-24
2023 TOTALS		11-11	7-5	



99

DEFENSIVE TACKLE
LARRY OGUNJOBI
(175/200/100)

HEIGHT: 6-3
WEIGHT: 305
BORN: June 3, 1994
COLLEGE: Charlotte

BIRTHPLACE: Greensboro, NC
HOW ACQUIRED: FA '22
NFL EXPERIENCE: 7th year

PRO CAREER

- ✦ Has played in 92 games (79 starts) over his six-year NFL career (Cleveland, 2017-20; Cincinnati, 2021; Pittsburgh, 2022)
- ✦ Has registered 277 tackles (162 solo), 64 quarterback hits, 48 tackles for loss, 23.0 sacks, one pass defended and two forced fumbles
- ✦ Made NFL debut in Week 1 of 2017 (vs. Pittsburgh)
- ✦ Made NFL starting debut in Week 14 of 2017 (vs. Green Bay)
- ✦ A familiar face after spending his first five NFL seasons with the Browns (2017-20) and Bengals (2021), Ogunjobi joined Pittsburgh in June of 2022 as a free agent

2022 (STEELERS)

- ✦ Played in and started 16 games
- ✦ Registered 48 tackles (25 solo), 11 quarterback hits, seven passes defended and 1.5 sacks
- ✦ Recorded sacks against his former team, the Cleveland Browns, in Weeks 3 (0.5) and 18 (1.0)
- ✦ Was inactive for Week 8 at Philadelphia due to injury
- ✦ Had five tackles (three solo), two tackles for loss and a quarterback hit in Week 15 at Carolina

2021 (BENGALS)

- ✦ Played and started 16 regular-season games for Cincinnati
- ✦ Totaled 49 tackles (29 solo), 12 tackles for loss, a career-high 7.0 sacks and 16 quarterback hits
- ✦ Registered sacks against Minnesota (Week 1), N.Y. Jets (Week 8), L.A. Chargers (Week 13) and San Francisco (Week 14)
- ✦ Recorded multi-sack games (1.5) against Baltimore (Week 7) and Denver (Week 15)
- ✦ Started one of Cincinnati's playoff games (Wild Card)
- ✦ Had a fumble recovery after Trey Hendrickson's strip-sack of Raiders QB Derek Carr to set up a field goal during the Bengals' playoff win against Las Vegas
- ✦ Missed the remainder of the playoffs with a foot injury

2020 (BROWNS)

- ✦ Played and started 15 regular-season games for Cleveland
- ✦ Totaled 46 tackles (23 solo), six quarterback hits, five tackles for loss, 2.5 sacks and a forced fumble
- ✦ Forced the second fumble of his career in Week 1 at Baltimore
- ✦ Recorded only full sack of the season in Week 13 at Tennessee with a seven-yard takedown of QB Ryan Tannehill in the third quarter
- ✦ Started both of Cleveland's playoff games and totaled four tackles

2019 (BROWNS)

- ✦ Played and started 15 regular-season games for Cleveland
- ✦ Missed one game (Week 12 vs. Miami) while on Reserve/Suspended by Commissioner list
- ✦ Registered 50 tackles, 5.5 sacks, 13 quarterback hits, 10 tackles for loss and one pass defended
- ✦ Set a career-high in single-game tackles with nine in Week 14 vs. Cincinnati and added on three quarterback hits

2018 (BROWNS)

- ✦ Started all 16 regular-season games for Cleveland
- ✦ Registered a career-high 52 tackles (33 solo), 16 quarterback hits, 10 tackles for loss, 5.5 sacks and a forced fumble
- ✦ Opened the season with seven tackles, 1.0 sack, one quarterback hit and one tackle for loss vs. Pittsburgh
- ✦ Recorded first-career multi-sack game in Week 2 at New Orleans with two third-down takedowns of QB Drew Brees
- ✦ Had a season-high eight tackles, including two for loss, in Week 3 vs. N.Y. Jets
- ✦ Forced his first fumble in Week 17 at Baltimore

2017 (BROWNS)

- ✦ Played in 14 regular-season games (one start) as a rookie for Cleveland
- ✦ Registered 32 tackles (17 solo), 1.0 sack, four tackles for loss and three quarterback hits
- ✦ Made NFL debut in season opener vs. Pittsburgh and recorded four tackles
- ✦ Inactive for Week 8 vs. Minnesota and Week 10 at Detroit (groin)
- ✦ Recorded a season-high five tackles in his return from injury in Week 11 vs. Jacksonville
- ✦ Notched first career sack in Week 16 at Chicago, taking down QB Mitch Trubisky for a seven-yard loss

TRANSACTIONS

- ✦ Signed a three-year contract with Pittsburgh on March 14, 2023
- ✦ Signed a one-year contract with Pittsburgh on June 21, 2022
- ✦ Signed a one-year contract with Cincinnati on March 19, 2021
- ✦ Signed a four-year contract with Cleveland on May 18, 2017
- ✦ Drafted by the Browns in the third round (65th overall) of the 2017 NFL Draft

COLLEGE

- Spent five seasons (2012-16) at the University of North Carolina Charlotte, with a redshirt year in 2012
- Was part of Charlotte's first-ever recruiting class; the 49ers did not have a football season during his redshirt year in 2012, as the program's inaugural football season was in 2013
- First player ever drafted into the NFL from Charlotte's football program
- Finished college career with 217 tackles, including 49 for loss, and 13.0 sacks

PERSONAL

- Hometown is Greensboro, N.C.
- Attended Ragsdale H.S. in Jamestown, N.C.
- Has gained notoriety for how he got into football — he says he started playing as a 350-pound sophomore in high school because his mother took away his X-box, and then went on to lose roughly 100 pounds before his junior season and eventually earned multiple scholarship offers
- His parents, Larry and Mercy Ogunjobi, immigrated to the United States from Nigeria
- Taught himself to play the piano
- Double-major at Charlotte — computer science and biology
- Last name is pronounced "O-gunn-JO-bee"

COMMUNITY

- NFL Waterboys - Unites professional athletes and fans in support of a single shared cause: providing clean, accessible drinking water to communities in need.
- In March 2020, donated 100,00 meals to Greater Cleveland Food Bank
- 2018 and 2019 hosted Christmas shopping for youth
- Participated in Thanksgiving drives
- Lighthouse Youth Services - System of care for 0-24 to guide and trace progress over time (mental health service, youth housing, emergency shelter, community juvenile justice services, residential treatment and foster care and adoption)
- Freestore Foodbank - Provides meals to hungry children and families
- Hosts a youth football camp at former school Ragsdale High School
- Children's Camp in Guam in 2018 and 2020 with Zach Banner

REGULAR SEASON COMPARISON: DEFENSIVE - NEW ENGLAND PATRIOTS

DATE	OPP	W/L	GP/GS	TACKLES					SACK	YDS.	INT	TFL	PD	QBH	TD	MISC		
				TOT	SOLO	ASST	TFL	YDS								FF	FR	FR
10/27/19	CLV @ NE	L	S	3	3	0	0.0	0.0	0	0	0	0	0	0	0	0	0	0
9/18/22	PIT vs. NE	L	S	3	0	3	0.0	0.0	0	0	0	0	0	0	0	0	0	0
TOTALS		0/2	2/2	6	3	3	0.0	0.0	0	0	0	0	0	0	0	0	0	0

LARRY OGUNJOBI'S NFL REGULAR SEASON DEFENSIVE STATISTICS

DATE	TEAM	GP	GS	TACKLES					INTERCEPTIONS				O. FUMB			ST			MISC								
				TK	S	A	TFL	YDS	SK	YDS	QBH	NO	YDS	LG	TD	PD	FF	FR	TD	YDS	TK	S	A	FF	FR	S	A
2017	Browns	14	1	32	17	15	4	21	1.0	7.0	3	0	0	0	0	0	0	0	0	0	0	0	0	0	0	0	0
2018	Browns	16	16	52	33	19	10	53	5.5	51.5	15	0	0	0	1	0	0	0	0	0	0	0	0	0	0	0	
2019	Browns	15	15	50	35	15	10	55	5.5	40.0	13	0	0	0	1	0	0	0	0	0	0	0	0	0	0	0	
2020	Browns	15	15	46	23	23	5	15	2.5	18.0	6	0	0	0	1	0	0	0	0	0	0	0	0	0	0	0	
2021	Bengals	16	16	49	29	20	12	55	7.0	51.5	16	0	0	0	0	0	0	0	0	0	0	0	0	0	0	0	
2022	Steelers	16	16	48	25	23	7	14	1.5	10.0	11	0	0	0	0	0	0	0	0	0	0	0	0	0	0	0	
2023	Steelers	12	12	31	16	15	2	13	2.0	13.0	6	0	0	0	2	1	1	0	0	0	0	0	0	0	0	0	
NFL TOTALS		104	91	308	178	130	50	226	25.0	191.0	70	0	0	0	3	3	1	0	0	0	0	0	0	0	0	0	

LARRY OGUNJOBI'S NFL POSTSEASON DEFENSIVE STATISTICS

DATE	TEAM	GP	GS	TACKLES					INTERCEPTIONS				O. FUMB			ST			MISC							
				TK	S	A	TFL	YDS	SK	YDS	QBH	NO	YDS	LG	TD	PD	FF	FR	TD	YDS	TK	S	A	FF	FR	S
2020	Browns	2	2	4	1	3	0	0	0.0	0.0	0	0	0	0	0	0	0	0	0	0	0	0	0	0	0	0
2021	Bengals	1	1	0	0	0	0	0.0	0.0	0	0	0	0	0	0	1	0	11	0	0	0	0	0	0	0	
NFL TOTALS		3	3	4	1	3	0	0	0.0	0.0	0	0	0	0	0	1	0	11	0	0	0	0	0	0	0	

SINGLE-GAME HIGHS: DEFENSIVE

- Total Tackles: 9 vs. Cincinnati Bengals, Dec 08, 2019
- Forced Fumbles: 1 at Baltimore Ravens, Sep 13, 2020
- Solo Tackles: 8 vs. New York Jets, Sep 20, 2018
- 1 at Baltimore Ravens, Dec 30, 2018
- 5 at Baltimore Ravens, Oct 24, 2021
- Fumble Recoveries: 1 vs. Cleveland Browns, Sep 18, 2023
- 5 at Cincinnati Bengals, Dec 29, 2019
- Tackles For Loss: 2 at Carolina Panthers, Dec 18, 2022
- Sacks: 2.0 at New Orleans Saints, Sep 16, 2018
- 2 vs. San Francisco 49ers, Dec 12, 2021
- 1.5 at Denver Broncos, Dec 19, 2021
- ...8 more at 2.
- Passes Defensed: 1 vs. Arizona Cardinals, Dec 03, 2023
- 1 at Cincinnati Bengals, Nov 26, 2023
- ...1 more at 1.

SINGLE-GAME HIGHS - POSTSEASON: DEFENSIVE

- Total Tackles: 3 at Pittsburgh Steelers, Jan 10, 2021
- Fumble Recoveries: 1 vs. Las Vegas Raiders, Jan 15, 2022
- 1 at Kansas City Chiefs, Jan 17, 2021
- Longest Opp Fumble Return: 11 vs. Las Vegas Raiders, Jan 15, 2022
- Solo Tackles: 1 at Kansas City Chiefs, Jan 17, 2021

2023 GAME-BY-GAME REGULAR-SEASON STATISTICS (STEELERS)

Table with columns: DATE, OPPONENT, P/S, TACKLES (TK, S, A, SK, YDS, TFL, YDS, QBH), INTERCEPTIONS (NO, YDS, LG, TD, PD), O. FUMB (FF, FR, TD, YDS), ST (TK, S, A, FF, FR), MISC (S, A), W/L, SCORE. Rows include games from 09/10 to 12/03 and a 2023 TOTALS row.

2022 GAME-BY-GAME REGULAR-SEASON STATISTICS (STEELERS)

Table with columns: DATE, OPPONENT, P/S, TACKLES (TK, S, A, SK, YDS, TFL, YDS, QBH), INTERCEPTIONS (NO, YDS, LG, TD, PD), O. FUMB (FF, FR, TD, YDS), ST (TK, S, A, FF, FR), MISC (S, A), W/L, SCORE. Rows include games from 09/11 to 01/08 and a 2022 TOTALS row. Includes a note for 10/30: ON INACTIVE LIST.

+- Overtime


2021 GAME-BY-GAME REGULAR-SEASON STATISTICS (BENGALS)

Table with columns: DATE, OPPONENT, P/S, TACKLES (TK, S, A, SK, YDS, TFL, YDS, QBH), INTERCEPTIONS (NO, YDS, LG, TD, PD), O. FUMB (FF, FR, TD, YDS), ST (TK, S, A, FF, FR), MISC (S, A), W/L, SCORE. Rows include games from 09/12 to 01/09 and a 2021 TOTALS row. Includes a note for 01/09: DID NOT PLAY.

+- Overtime

2020 GAME-BY-GAME REGULAR-SEASON STATISTICS (BROWNS)

Table with columns: DATE, OPPONENT, P/S, TACKLES (TK, S, A, SK, YDS, TFL, YDS, QBH), INTERCEPTIONS (NO, YDS, LG, TD, PD), O. FUMB (FF, FR, TD, YDS), ST (TK, S, A, FF, FR), MISC (S, A), W/L, SCORE. Rows include games from 09/13 to 01/03 and a 2020 TOTALS row. Includes a note for 10/11: INACTIVE.



76

HEIGHT: 6-6
WEIGHT: 320
BORN: August 8, 1997
COLLEGE: Western Michigan

BIRTHPLACE: Southfield, MI
HOW ACQUIRED: D3b '18
NFL EXPERIENCE: 6th year

OFFENSIVE LINEMAN
CHUKWUMA OKORAFOR
(Trade: 10/31/2023 to the Steelers)

PRO CAREER

- ✦ Has played in 63 games (52 starts) over his five-year career
- ✦ Made NFL debut in Week 1 of 2018 (at Cleveland)
- ✦ Made NFL starting debut in Week 1 of 2018 (at Cleveland)

2022 (STEELERS)

- ✦ Started all 17 regular-season games at right tackle
- ✦ Blocked for RB Najee Harris to run for 1,000-plus yards for a second consecutive season, including a season-high 111 yards in Week 17 at Baltimore
- ✦ Saw significant improvement after the Bye Week, blocking for an average of 147 rushing yards per game and allowing the team to be held under 100 yards on the ground just once in Weeks 10 through 18
- ✦ Part of an offensive line that did not allow a sack in two games and just one sack in four games
- ✦ Missed just one of 1,160 offensive snaps

2021 (STEELERS)

- ✦ Played in and started 16 regular-season games
- ✦ Left the Week 3 game vs Cincinnati with a possible concussion and did not return
- ✦ Inactive in Week 4 at Green Bay due to a concussion

2020 (STEELERS)

- ✦ Played in 16 regular-season games (15 starts)
- ✦ Part of an offensive line that surrendered just 14 sacks, which was the lowest total in the NFL
- ✦ The 14 sacks allowed by the Steelers were the fewest allowed by the team and tied for the ninth fewest allowed in the League since 1982 when sacks became an official statistic
- ✦ Steelers allowed 1.0 sack or less in 12 games this season, including six games without a sack
- ✦ Pittsburgh did not allow a sack over a five-game stretch (Nov. 8-Dec. 7)
- ✦ The five-game streak without surrendering a sack is the franchise's longest streak since 1982 when sacks became an official statistic
- ✦ The five-game streak without allowing a sack is tied for the third longest in the NFL since 1982 when sacks became an official statistic

2019 (STEELERS)

- ✦ Started at right tackle in his only appearance of the season in Week 10 vs. L.A. Rams

2018 (STEELERS)

- ✦ Played in 13 regular-season games (three starts)
- ✦ Started in Week 1 at Cleveland, Week 8 vs. Cleveland and Week 12 at Denver

TRANSACTIONS

- ✦ Signed a three-year extension with Pittsburgh on March 14, 2022
- ✦ Signed a four-year contract with Pittsburgh on May 22, 2018
- ✦ Drafted by the Steelers with the second of their two third-round selections (92nd overall) of the 2018 NFL Draft

COLLEGE

- ✦ Started 39 consecutive games of his last three years at Western Michigan (2015-17)
- ✦ Tabbbed a first-team All-American selection by FWAA and Phil Steele in 2017, adding second-team All-American honors by Sports Illustrated
- ✦ One of six semifinalists for the Outland Trophy in 2017
- ✦ Started all 12 games at left tackle in 2017, helping pave the way for seven different players to record 26 total rushing TDs
- ✦ Made 14 starts at left tackle in 2016, earning first team All-Mid-American Conference honors
- ✦ Part of an offensive line that yielded just 16 sacks in 2016, the 13th-fewest in the country
- ✦ started all 13 games at right tackle in 2015, helping block for MAC Freshman of the Year Jamauri Bogan, who finished with 1,051 rushing yards and 16 TD runs
- ✦ Played in 12 games in 2014 freshman year

PERSONAL

- ✦ Attended Southfield High School (Southfield, Mich.)
- ✦ Ranked as the 11th best recruit in the state of Michigan
- ✦ Named an All-American in 2013
- ✦ Full name: Chukwuma Okorafor

CHUKWUMA OKORAFOR'S NFL REGULAR SEASON STATISTICS

DATE	TEAM	GP	GS
2018	Steelers	13	3
2019	Steelers	1	1
2020	Steelers	16	15
2021	Steelers	16	16
2022	Steelers	17	17
2023	Steelers	10	7
NFL TOTALS		73	59

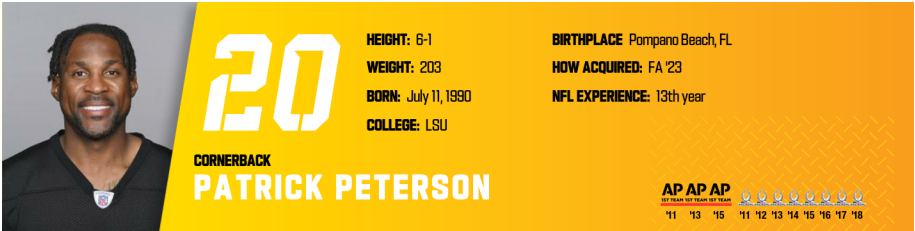
CHUKWUMA OKORAFOR'S NFL POSTSEASON STATISTICS

DATE	TEAM	GP	GS
2020	Steelers	1	1
2021	Steelers	1	1
NFL TOTALS		2	2

2023 GAME-BY-GAME REGULAR-SEASON STATISTICS (STEELERS)

DATE	OPPONENT	P/S	W/L	SCORE
09/10	49ers	S	L	7-30
09/18	Browns	S	W	26-22
09/24	at Raiders	S	W	23-18
10/01	at Texans	S	L	6-30
10/08	Ravens	S	W	17-10
10/22	at Rams	S	W	24-17
10/29	Jaguars	S	L	10-20
11/02	Titans	P	W	20-16
11/12	Packers	P	W	23-19
11/19	at Browns		L	10-13
11/26	at Bengals		W	16-10
12/03	Cardinals	P	L	10-24
2023 TOTALS		10-7	7-5	

DID NOT PLAY (NON-INJURY)
DID NOT PLAY (NON-INJURY)



20

CORNERBACK
PATRICK PETERSON

HEIGHT: 6-1
WEIGHT: 203
BORN: July 11, 1990
COLLEGE: LSU

BIRTHPLACE: Pompano Beach, FL
HOW ACQUIRED: FA '23
NFL EXPERIENCE: 13th year

AP AP AP
ALL-PRO TEAM OF THE YEAR

'11 '13 '15 '11 '12 '13 '14 '15 '16 '17 '18

PRO CAREER

- ✦ Has played in 184 games (184 starts) over his 12-year NFL career (Arizona, 2011-20; Minnesota, 2021-22)
- ✦ Has registered 607 tackles (534 solo), 111 passes defended, 34 interceptions, 15 tackles for loss, two forced fumbles, four quarterback hurries, 4.0 sacks and 12 fumble recoveries
- ✦ Was named to the Pro Bowl in eight-consecutive seasons (2011-18) and First-Team All-Pro in three seasons (2011, 2013, 2015)
- ✦ His 34 interceptions are tied with Minnesota's Harrison Smith for the most by any active player
- ✦ His 111 passes defended rank third-most by any active player
- ✦ His 28 regular-season interceptions for Arizona rank sixth-most in Cardinals history
- ✦ Named to the 2010s All-Decade Team by the Pro Football Hall of Fame's 48-member selection committee
- ✦ Has at least one interception each of his 11 seasons, the NFL's second-longest active streak
- ✦ Has played in at least 16 regular-season games in 10 of his 12 years in the League
- ✦ Five-time team captain (2013, 2015-18)
- ✦ Named Arizona's Walter Payton NFL Man of the Year nominee in 2015 and 2017
- ✦ Arizona's recipient of the 2016 Ed Block Courage Award
- ✦ Nominated for the 2017 Art Rooney Sportsmanship Award
- ✦ Made NFL and starting debut in Week 1 of 2011 (vs. Carolina)

2022 (VIKINGS)

- ✦ Played in and started all 17 regular-season games
- ✦ Registered 66 tackles (56 solo), five INTs and three TFL
- ✦ His five INTs were his second-most in a single season and the most he's recorded in a single season since 2012
- ✦ Only player in the League with 15 or more PD, five INTs and three TFL
- ✦ Recorded the third blocked field goal of his career in Week 2 at Philadelphia
- ✦ Tallied his 100th career pass defended in Week 4 vs. New Orleans
- ✦ Tied a single-game career-high for PD (three) in Weeks 6 and 8, marking eight times in his career where he has recorded at least three PD in a game
- ✦ Recorded a career-high 10 PD through the first seven games of the season
- ✦ Finished Week 10 at Buffalo with four tackles, two INTs and two PD, the third game in his career with multiple INTs
- ✦ Recorded a career-high two TFL in Week 11 vs. Dallas

2021 (VIKINGS)

- ✦ Played in and started 13 games
- ✦ Finished with 45 tackles (34 solo), five PD, two TFL and one INT returned for a TD
- ✦ Spent Weeks 7 through 10 on injured reserve
- ✦ Missed Week 13 on the Reserve/COVID-19 list
- ✦ Returned an interception 66 yards for a touchdown in Week 18 vs. Chicago to mark his 11th-consecutive season with an INT and the 29th pick-six of his career

2020 (CARDINALS)

- ✦ Started all 16 regular-season games
- ✦ Recording 61 tackles (52 solo), 8 PD and 3 INTs

2019 (CARDINALS)

- ✦ Played in and started 10 regular-season games after being activated in Week 7
- ✦ Totaled 53 tackles, three TFL, 1.0 sack, two INTs, seven PBUs and a FF
- ✦ Earned NFC Defensive Player of the Week honors in Week 15 vs. Cleveland after intercepting a QB Baker Mayfield pass in the end zone and allowing just five receptions for 38 yards and a 15.3 passer rating on 12 targets with three tackles and one TFL

2018 (CARDINALS)

- ✦ Started all 16 games for the eighth-straight year
- ✦ Recorded 51 tackles, two TFL, 1.0 sack, two INTs, five PD and one FR
- ✦ Selected as a team captain for the fourth consecutive season (fifth time in his career)
- ✦ Became the first player in franchise history selected to the Pro Bowl in each of his opening eight NFL seasons, joining HOFers Jim Brown and Barry Sanders as the only players in NFL history named to eight Pro Bowls before their 29th birthday
- ✦ Played the second-most snaps (1,107) among NFL CBs and allowed just 364 receiving yards and two TDs on 30 receptions, the fewest catches allowed among CBs who played at least 80 percent of defensive snaps, according to Pro Football Focus

2017 (CARDINALS)

- ✦ Started all 16 games for the seventh consecutive year
- ✦ Totaled 33 tackles, one INT, nine PD and one FR for the NFL's sixth-ranked defense
- ✦ Selected as a team captain for the third straight season (fourth time in his career)
- ✦ Earned seventh consecutive Pro Bowl selection and sixth straight as a CB, joining HOF RBs Jim Brown and Barry Sanders as the only players in NFL history to be named to the Pro Bowl eight times before their 28th birthday
- ✦ Selected as Cardinals nominee for the 2017 Art Rooney Sportsmanship Award and the Arizona Cardinals' Walter Payton NFL Man of the Year for the second time (2015)
- ✦ Faced the fewest targets (60) and allowed the fewest receptions (28) among CBs with 500-plus snaps in 2017, according to PFF

2016 (CARDINALS)

- ✦ Started all 16 games for the sixth consecutive year since being drafted
- ✦ Recorded 46 tackles, three INTs, and eight PD
- ✦ Voted a team captain for the third time overall and second straight season
- ✦ Earned sixth consecutive Pro Bowl and fifth straight at CB
- ✦ Joined Hall of Fame HB Ollie Matson as only players in franchise history selected to the Pro Bowl each of their first six NFL seasons
- ✦ Became fifth player in Cardinals history to be selected to six-straight Pro Bowls
- ✦ Selected as Cardinals Ed Block Courage Award Winner for his battle with diabetes

2015 (CARDINALS)

- ✦ Started every game for the fifth-straight season
- ✦ Notched 35 tackles, two INTs, 10 PD and one FF
- ✦ Added three tackles, one INT and one PD in two playoff games
- ✦ Selected as a team captain for the second time in his career (2013)
- ✦ Named the Arizona Cardinals' Walter Payton NFL Man of the Year
- ✦ Selected to fifth consecutive Pro Bowl (fourth-straight at CB); joined Hall of Famer Ollie Matson as only players in franchise history to earn Pro Bowls in each of their first five NFL seasons
- ✦ A First-Team AP All-Pro selection, his third career All-Pro honor (2011 at KR, 2013 at CB), and earned PFWA All-NFL honors
- ✦ Led the team with five solo tackles and added one PD and his first career forced fumble at St. Louis in Week 13
- ✦ Had three tackles, an INT that he returned 72 yards and one PD in the NFC Championship Game at Carolina

2014 (CARDINALS)

- ✦ Started all 16 games for the fourth consecutive season
- ✦ Totaled 46 tackles, three INTs, eight PD, 1.0 sack and one QB hit
- ✦ His three INTs tied for second on the team
- ✦ Earned fourth-straight Pro Bowl selection overall and third at CB
- ✦ Recorded two INTs in the fourth quarter on back-to-back possessions vs. St. Louis (11/9), returning the second one 30 yards for his first career INT return TD, marking his second career multi-INT game
- ✦ Became the sixth player in franchise history with multiple INTs in each of his first four seasons
- ✦ Added two tackles and one PD to be named NFC Defensive Player of the Week for the second time in his career

2013 (CARDINALS)

- ✦ Started all 16 games for the third straight season
- ✦ Chosen by his teammates as a team captain for the first time in his career
- ✦ Selected to the Pro Bowl for third straight year and was named First-Team AP All-Pro at CB, his second career All-Pro honor after being named as a kick returner in 2011
- ✦ Tied for second on the team with three INTs
- ✦ Recorded a team-leading and career-high 30 passes defended
- ✦ Served as team's top punt returner
- ✦ Also saw action on offense throughout the season, catching six passes for 54 yards, running for 21 yards on four carries and completing a 17-yard pass
- ✦ Caught a 17-yard pass and completed a 17-yard pass to WR Kerry Taylor in Week 2 vs. Detroit, making him the first NFL defender to catch a pass and complete a pass in the same game since the 1970 merger

2012 (CARDINALS)

- ✦ Started all 16 games for the second straight season
- ✦ Led the team and finished fourth in the NFL with seven INTs
- ✦ Selected to the Pro Bowl as a CB, joining Hall of Famer Rod Woodson as the only players in NFL history to be named to the Pro Bowl as both a defender and kick returner
- ✦ Totaled 59 tackles, a team-high 17 PD and one FR
- ✦ Added on 51 punt returns for 426 yards (8.4 avg.), three catches for 11 yards and two carries for 13 yards on offense
- ✦ Recovered a fumble by WR Legeedu Naanee and returned it 60 yards in the fourth quarter vs. Miami in Week 4, the first fumble recovery of his career
- ✦ Recorded an INT in his fourth-straight game vs. Detroit in Week 15, picking off QB Matthew Stafford in the second quarter to set up a go-ahead TD to become the first Cardinals player with an INT in four straight games since Aeneas Williams in 1994

2011 (CARDINALS)

- ✦ Started all 16 games at CB and had a record-setting season returning punts, with four TDs and 699 yards on 44 returns
- ✦ Tied the NFL single-season record and set the franchise all-time record with four punt return TDs
- ✦ Established an NFL rookie record with 699 punt return yards, which is also a franchise single-season record and ranks as the second highest single-season total in NFL history (Desmond Howard, 875, 1996)
- ✦ Led the league with four punt-return TDs and 699 yards and ranked second with a 15.9 average
- ✦ Selected to the Pro Bowl as a kick returner, becoming the 1st Cardinals rookie since Anquan Boldin (2003) to earn Pro Bowl honors; joined Johnny Bailey (1992) and Vai Sikahema (1986-87) as the only players in franchise history to be named to the Pro Bowl as a kick returner
- ✦ Named to the AP All-Pro team as a kick returner, the only rookie named to the team
- ✦ Blocked two FGs, helping the Cardinals lead the NFL with five blocked FGs on the season

TRANSACTIONS

- ✦ Signed a two-year contract with Pittsburgh on March 13, 2023
- ✦ Signed a one-year contract with Minnesota on March 30, 2022
- ✦ Signed a one-year contract with Minnesota on March 17, 2021
- ✦ Signed a five-year extension with Arizona on July 30, 2014
- ✦ Arizona exercised their fifth-year option on April 21, 2014
- ✦ Signed a four-year contract with Arizona on July 30, 2011
- ✦ Drafted by Arizona in the first round (fifth overall) of the 2011 NFL Draft

COLLEGE

- † Played in 39 games (30 starts) as a three-year starter at LSU (2008-10)
- † Finished with 135 tackles, 22 pass breakups, seven interceptions, three tackles for loss, two quarterback hits, one forced fumble and one fumble recovery
- † Scored touchdowns three different ways during his LSU career: punt return (two), interception and return of a blocked field goal
- † One of the nation's most decorated collegiate players in 2010, winning both the Bednarik Award (nation's top defender) and the Thorpe Award (nation's top defensive back) as well as a unanimous First Team All-American selection
- † First LSU player to win either award and the first defensive back to win the Bednarik Award since Michigan's Charles Woodson in 1997
- † Earned SEC Defensive Player of the Year and Special Teams Player of the Year honors from the league's coaches in 2010
- † Doubled as a return specialist for the Tigers in 2010, ranking first in the SEC and fourth in the nation in punt returns with a 16.1 average and led the league and ranked ninth in the country in kickoff returns with a 29.1 average
- † Established school records with 32 kickoff returns for 932 yards, ranking first in the SEC and ninth in the country with an average of 29.1 yards per return in 2010
- † His 932 kick-return yards ranked as the fifth-best total in SEC history and shattered the previous school record of 618 yards

PERSONAL

- † Attended Blanche Ely High School (FL)
- † Named the USA Today Defensive Player of the Year as a senior in 2007, as well as being named to the Parade All-America team and the USA Today All-America Team
- † Played in the U.S. Army All-American Bowl and was one of six finalists for the U.S. Army Player of the Year Award
- † Totalled 21 tackles and five interceptions as a senior, adding 733 yards rushing and 11 touchdowns on offense
- † As a Junior, earned All-Broward County first-team and 5A All-State second-team honors after totaling seven interceptions and 37 tackles
- † Scored six touchdowns as a junior, three on kickoff returns, two as a receiver and one on the ground
- † Rushed for 213 yards on just 10 carries as a running back
- † Cousin of former NFL CB Bryant McFadden, CB Walter McFadden, WR Santana Moss and WR Sinorice Moss

COMMUNITY

- † Established the Patrick Peterson Foundation for Success in 2013, which aims to provide low-income and inner-city youth with opportunities and resources to reach their full potential
- † Two-time Walter Payton Man of the Year with the Arizona Cardinals (2015, 2017)
- † Nominated for the 2017 Art Rooney Sportsmanship Award
- † Arizona's recipient of the 2016 Ed Block Courage Award
- † Launched the foundation's signature program, "Patrick's Corner," a literacy program that has placed 14 libraries in schools and inner-city community centers
- † Donated \$1 million to LSU's weight room that is now named after him
- † Launched the "Pick Up a Book" initiative within the Phoenix community, designed to bring families, schools and communities together to support children's literacy development
- † In 2020, kicked off his "P2 Tuesdays" to help fight hunger and homelessness in the Phoenix community through a year-long meal distribution program set out to feed more than 400 people in the Greater-Phoenix area
- † Expanded upon the foundation's signature program through a community partnership with Arizona non-profit Furnishing Dignity, implementing mini Patrick's Corners into the homes of families who need furnishings and other essential household items
- † Visited Haiti in 2017 with his wife, Antonique, as guests of Mission of Hope to visit schools, help children read and write and play soccer and kickball
- † Hosts an annual "Shop with a Jock" event at Walmart for 50 low-income and at-risk inner-city families
- † Hosts an annual Celebrity Golf Tournament to raise funds for his foundation
- † Joined forces with Tyrann Mathieu to purchase school supplies and clothing for 700 children, including 100 kids from the Boys & Girls Club of Baton Rouge, after floods ravaged Louisiana in 2016
- † Helped raise more than \$40,000 for the Baton Rouge Area Foundation
- † Hosts an annual "Thanksgiving Giveaway" where he partners with the United Food Bank of Arizona to provide Thanksgiving meals to 221 Arizona families in need

REGULAR SEASON COMPARISON: DEFENSIVE - NEW ENGLAND PATRIOTS

DATE	OPP	W/L	GP/GS	TACKLES						SACK	YDS.	INT	TFL	PD	QBH	TD	MISC		FF	FR
				TOT	SOLO	ASST	SK	YDS	FF								FR			
9/16/12	ARZ @ NE	W	S	3	3	0	0.0	0.0	0	1	1	1	0	0	0	0	0	0	0	
9/11/16	ARZ vs. NE	L	S	4	4	0	0.0	0.0	0	0	0	0	0	0	0	0	0	0	0	
11/29/20	ARZ @ NE	L	S	5	4	1	0.0	0.0	0	0	0	0	0	0	0	0	0	0	0	
11/24/22	MIN vs. NE	W	S	3	2	1	0.0	0.0	0	0	0	0	0	0	0	0	0	0	0	
TOTALS		2/2	4/4	15	13	2	0.0	0.0	1	1	1	1	0	0	0	0	0	0	0	

PATRICK PETERSON'S NFL REGULAR SEASON DEFENSIVE STATISTICS

DATE	TEAM	GP	GS	TK	S	TACKLES				QBH	INT	YDS	LG	TD	PD	FF	FR	TD	YDS	TK	S	A	FF	FR	S	A	
						TOT	SOLO	SK	YDS																		
2011	Cardinals	16	16	64	59	5	1	0	1.0	4.0	1	2	1	1	0	13	0	1	0	0	0	0	0	0	1	0	0
2012	Cardinals	16	16	55	52	3	2	0	0.0	0.0	0	7	64	31	0	16	0	1	0	60	0	0	0	0	4	0	0
2013	Cardinals	16	16	42	40	2	0	0	0.0	0.0	0	3	59	43	0	13	0	0	0	0	0	0	0	0	2	0	0
2014	Cardinals	16	16	50	43	7	0	0	1.0	0.0	1	3	30	30†	1	7	0	0	0	0	0	0	0	0	0	0	0
2015	Cardinals	16	16	33	33	0	1	1	0.0	0.0	0	2	41	40	0	8	1	0	0	2	2	0	0	0	0	0	0
2016	Cardinals	16	16	50	44	6	1	1	0.0	0.0	0	3	27	25	0	6	0	0	0	1	1	1	0	1	0	0	
2017	Cardinals	16	16	34	30	4	0	0	0.0	0.0	0	1	22	22	0	8	0	1	0	47	0	0	0	0	0	0	0
2018	Cardinals	16	16	54	45	9	2	4	1.0	0.0	1	2	0	0	0	5	0	1	0	49	0	0	0	0	0	0	0
2019	Cardinals	10	10	53	46	7	3	29	1.0	13.0	1	2	0	0	0	7	1	0	0	0	0	0	0	0	0	0	0
2020	Cardinals	16	16	61	52	9	0	0	0.0	0.0	0	3	7	7	0	8	0	0	0	0	0	0	0	0	0	0	0
2021	Vikings	13	13	45	34	11	2	3	0.0	0.0	0	1	66	66†	1	5	0	0	0	0	0	0	0	0	0	0	0
2022	Vikings	17	17	66	56	10	3	6	0.0	0.0	0	5	92	39	0	15	0	0	0	0	0	0	0	0	0	0	0
2023	Steelers	12	11	30	24	6	0	0	0.0	0.0	0	1	0	0	0	10	0	0	0	0	0	0	0	0	0	0	0
NFL TOTALS		196	195	637	558	79	15	44	4.0	17.0	4	35	409	66†	2	121	2	4	0	156	3	3	0	0	8	0	0

2018 GAME-BY-GAME REGULAR-SEASON STATISTICS (CARDINALS)

Table with columns: DATE, OPPONENT, P/S, TACKLES (TK, S, A, SK, YDS, TFL, YDS, QBH), INTERCEPTIONS (NO, YDS, LG, TD, PD), O. FUMB (FF, FR, TD, YDS), ST (TK, S, A, FF, FR), MISC (S, A, W/L), SCORE. Rows include games from 09/09 to 12/30 and a 2018 TOTALS row.

2017 GAME-BY-GAME REGULAR-SEASON STATISTICS (CARDINALS)

Table with columns: DATE, OPPONENT, P/S, TACKLES (TK, S, A, SK, YDS, TFL, YDS, QBH), INTERCEPTIONS (NO, YDS, LG, TD, PD), O. FUMB (FF, FR, TD, YDS), ST (TK, S, A, FF, FR), MISC (S, A, W/L), SCORE. Rows include games from 09/10 to 12/31 and a 2017 TOTALS row.

2016 GAME-BY-GAME REGULAR-SEASON STATISTICS (CARDINALS)

Table with columns: DATE, OPPONENT, P/S, TACKLES (TK, S, A, SK, YDS, TFL, YDS, QBH), INTERCEPTIONS (NO, YDS, LG, TD, PD), O. FUMB (FF, FR, TD, YDS), ST (TK, S, A, FF, FR), MISC (S, A, W/L/T), SCORE. Rows include games from 09/11 to 11/01 and a 2016 TOTALS row.

2015 GAME-BY-GAME REGULAR-SEASON STATISTICS (CARDINALS)

Table with columns: DATE, OPPONENT, P/S, TACKLES (TK, S, A, SK, YDS, TFL, YDS, QBH), INTERCEPTIONS (NO, YDS, LG, TD, PD), O. FUMB (FF, FR, TD, YDS), ST (TK, S, A, FF, FR), MISC (S, A, W/L), SCORE. Rows include games from 09/13 to 10/03 and a 2015 TOTALS row.

2022 GAME-BY-GAME POSTSEASON STATISTICS (VIKINGS)

DATE	OPPONENT	P/S	TACKLES							INTERCEPTIONS					O. FUMB			ST				MISC		SCORE			
			TK	S	A	SK	YDS	TFL	YDS	QBH	NO	YDS	LG	TD	PD	FF	FR	TD	YDS	TK	S	A	FF		FR	S	A
01/15	Giants	S	5	5	0	0.0	0.0	0	0	0	0	0	0	0	0	0	0	0	0	0	0	0	0	0	0	L	24-31
2022 TOTALS		1-1	5	5	0	0.0	0.0	0	0	0	0	0	0	0	0	0	0	0	0	0	0	0	0	0	0	0-1	

2015 GAME-BY-GAME POSTSEASON STATISTICS (CARDINALS)

DATE	OPPONENT	P/S	TACKLES							INTERCEPTIONS					O. FUMB			ST				MISC		SCORE			
			TK	S	A	SK	YDS	TFL	YDS	QBH	NO	YDS	LG	TD	PD	FF	FR	TD	YDS	TK	S	A	FF		FR	S	A
01/16	Packers	S	0	0	0	0.0	0.0	0	0	0	0	0	0	0	0	0	0	0	0	0	0	0	0	0	0	W	26-20+
01/24	at Panthers	S	5	4	1	0.0	0.0	0	0	0	1	72	72	0	1	0	0	0	0	0	0	0	0	0	0	L	15-49
2015 TOTALS		2-2	5	4	1	0.0	0.0	0	0	0	1	72	72	0	1	0	0	0	0	0	0	0	0	0	0	1-1	

+ - Overtime

2014 GAME-BY-GAME POSTSEASON STATISTICS (CARDINALS)

DATE	OPPONENT	P/S	TACKLES							INTERCEPTIONS					O. FUMB			ST				MISC		SCORE			
			TK	S	A	SK	YDS	TFL	YDS	QBH	NO	YDS	LG	TD	PD	FF	FR	TD	YDS	TK	S	A	FF		FR	S	A
01/03	at Panthers	S	4	4	0	0.0	0.0	0	0	0	0	0	0	0	0	0	0	0	0	0	0	0	0	0	0	L	16-27
2014 TOTALS		1-1	4	4	0	0.0	0.0	0	0	0	0	0	0	0	0	0	0	0	0	0	0	0	0	0	0	0-1	



14
WIDE RECEIVER
GEORGE PICKENS

HEIGHT: 6-3
WEIGHT: 200
BORN: March 4, 2001
COLLEGE: Georgia

BIRTHPLACE: Hoover, AL
HOW ACQUIRED: D2 '22
NFL EXPERIENCE: 2nd year

PRO CAREER

- ✦ Has played in 17 games (12 starts)
- ✦ Has registered 53 receptions for 801 yards (15.4 average) and four touchdowns
- ✦ Has rushed three times for 24 yards and one touchdown
- ✦ His 802 receiving yards are the fifth-most in a season by a rookie in franchise history
- ✦ His 52 receptions are the seventh-most in a season by a rookie in franchise history
- ✦ Made NFL debut in Week 1 of 2022 (at Cincinnati)
- ✦ Made NFL starting debut in Week 1 of 2022 (at Cincinnati)

2022 (STEELERS)

- ✦ Played in 17 regular-season games (12 starts)
- ✦ Ranked third-best on the team in receptions (52), second in receiving yards (801) and first in receiving touchdowns (four)
- ✦ Ranked second in the League among rookies in yards per reception (15.4; min. 25 receptions), tied for third in receiving touchdowns and fourth in receptions and receiving yards
- ✦ Added on three rushes for 24 yards and one touchdown
- ✦ One of seven rookie wide receivers to register a 100-yard receiving game this season
- ✦ Made 16 catches on 20-plus yard throws, nine more 20-plus yard catches than any other rookie
- ✦ Led all rookies in contest catches with 19
- ✦ Notched his first 100-yard receiving game in just his fourth game in the League in Week 4 vs. N.Y. Jets, setting career-highs in receptions (six) and receiving yards (102)
- ✦ His 100-yard performance in Week 4 was the first by a Steelers wideout since Diontae Johnson in 2021 vs. Baltimore (12/5/21), the first by a Steelers rookie since Najee Harris in 2021 vs. Cincinnati (9/26/21) and the only 100-yard performance by a Steelers wideout during the 2022 season
- ✦ Led the team in receptions (six) and receiving yards (83) in Week 5 at Buffalo
- ✦ Registered the first receiving touchdown of his career in Week 7 at Miami on a seven-yard pass from QB Kenny Pickett
- ✦ Punched in his first rushing touchdown on a one-yard run in Week 10 vs. New Orleans, also adding a career-long 22-yard run
- ✦ Led the receiving corps with 83 yards and a touchdown in Week 11 vs. Cincinnati
- ✦ Hauled in a season-long 42-yard reception in Week 14 vs. Baltimore, finishing the day with three receptions for 78 yards
- ✦ Caught a 14-yard touchdown with 46 seconds remaining the fourth quarter to give the Steelers a 13-10 victory in Week 16 vs. Las Vegas
- ✦ The 14-yard TD catch from QB Kenny Pickett marked only the fourth instance in the Super Bowl era of a rookie WR catching a game-winning TD from a rookie QB in the final two minutes of regulation
- ✦ Registered a 31-yard touchdown in Week 18 vs. Cleveland, his longest touchdown of the season, to finish with 72 yards on three receptions

TRANSACTIONS

- ✦ Signed a four-year contract with the Steelers on May 13, 2022
- ✦ Drafted by the Pittsburgh Steelers in the 2nd round (52nd overall) in the 2022 NFL Draft

COLLEGE

- ✦ Played in 26 games in his three-year Georgia career (missed much of the 2021 season after suffering a knee injury in late March)
- ✦ Registered 90 receptions for 1,347 yards with 14 touchdowns
- ✦ Pre-season All-American 2nd team pick by Walter Camp (2021)
- ✦ Second-team pre-season All-SEC as voted by the league's 14 head coach (2021)
- ✦ Started in all eight games in which he played (2020)
- ✦ Tied with K. Jackson for team receiving honors with 36 catches for 513 yards and a team-high six TDs (2020)
- ✦ Caught seven passes for 135 yards, including a then-career-long 51-yarder, in Chick-fil-A Peach Bowl win over Cincinnati (2020)
- ✦ Season-high eight receptions for 87 yards and a TD vs. Mississippi State (2020)
- ✦ Caught a pair of TD passes in win at Missouri, including a key score with :37 left before halftime (2020)
- ✦ Team-high five receptions for 53 yards vs. Alabama (2020)
- ✦ Caught four passes for 47 yards and the team's first TD of 2020, a 19-yarder, in Georgia's win at Arkansas
- ✦ Named to the pre-season watch list for the Fred Biletnikoff Award (nation's top WR) (2020)
- ✦ Named Pre-Season All-SEC Second Team, as selected by the media covering the league (2020)
- ✦ Coaches' Freshman All-SEC Team (2019)
- ✦ Co-winner of Offensive Newcomer of the Year award, given at team's post-season awards gala (2019)
- ✦ Played in all 14 games, earning his first start vs. Kentucky (2019)
- ✦ Started in Sugar Bowl win over Baylor (2019)
- ✦ Finished season with 49 catches for 727 yards, both team highs (2019)
- ✦ Led the Bulldogs in TD catches with eight (2019)
- ✦ Had 12 catches for 175 yards and a TD in the Sugar Bowl, earning MVP honors (2019)
- ✦ His 12 grabs tied a UGA bowl record and were the most by a Bulldog receiver in 17 seasons (2019)
- ✦ Two of his five catches vs. Missouri went for scores (25 & 18 yards) (2019)
- ✦ First TD catch was a second-quarter score, from 15 yards out, vs. Murray State (2019)
- ✦ Season highs of seven catches and 98 yards both came vs. South Carolina (2019)
- ✦ Team-high four catches for 35 yards vs. Kentucky (2019)

PERSONAL

- ✦ Selected to play for Team Flash at the 2019 Under Armour All-American Game, snagging four receptions for 55 yards
- ✦ 247sports.com five-star prospect, #24 prospect nationally, #4 wide receiver nationally, #1 prospect in Alabama
- ✦ ESPN.com four-star prospect, #6 WR nationally, #54 prospect nationally, #5 prospect in Alabama
- ✦ Rivals.com five-star prospect, #7 prospect nationally, #2 WR nationally, #1 prospect in Alabama
- ✦ Listed at No. 14 on the USA Today Chosen 25 for the nation's top overall prospects
- ✦ Honored as a finalist for the 2018 Alabama Sports Writers Association Class 7A Player of the Year Award
- ✦ Named to the 2018 All-USA Alabama First Team offense by the USA Today
- ✦ Helped the Buccaneers to a 9-4 record, the Region 3-7A title and the semifinals of the 2018 AHSAA Class 7A playoffs
- ✦ Finished his senior season with 69 catches for 1,368 yards and 16 TDs to go along with a KO return TD
- ✦ Named to AL.com's 2018 Super All-State Team and the All-Birmingham First Team offense
- ✦ Competed in the 2018 Alabama-Mississippi All-Star Game, earning Alabama MVP honors after catching nine passes for 155 yards and two TDs
- ✦ Named to the 2018 MaxPreps All-American Second Team offense
- ✦ Tabbed at No. 6 on AL.com's 2018 Preseason A-List
- ✦ Part of the Buccaneers' teams that won back-to-back AHSAA Class 7A State titles in 2017 (11-3) and 2016 (12-2)
- ✦ As a junior in 2017, he caught 46 passes for 735 yards and five TDs, while adding two punt returns for scores
- ✦ Named to AL.com's 2017 All-Birmingham Team as an athlete, as well as Class 7A First Team All-State offense by the ASWA, All-USA Alabama First Team offense by the USA Today and AL.com All-State Team Honorable Mention
- ✦ Competed at the Nike's The Opening Regional camp in Atlanta in July 2017
- ✦ Recipient of the A.J. Green Family Football Scholarship
- ✦ Younger brother Chris Humes played collegiately at Arkansas State and professionally for the CFL's Winnipeg Bombers.

REGULAR SEASON COMPARISON: RECEIVING - NEW ENGLAND PATRIOTS

DATE	OPP	W/L	GP/GS	REC	YDS.	AVG.	TD	LG	TGTS	YAC
9/18/22	PIT vs. NE	L	P	1	23	23.0	0	23	2	3
TOTALS		0/1	1/0	1	23	23.0	0	23	2	3

GEORGE PICKENS' NFL REGULAR SEASON RUSHING/RECEIVING STATISTICS

DATE	TEAM	RECEIVING								RUSHING			
		GP	GS	NO.	YDS.	AVG.	LG	TD	NO.	YDS.	AVG.	LG	TD
2022	Steelers	17	12	52	801	15.4	42	4	3	24	8.0	22	1
2023	Steelers	12	12	44	748	17.0	71t	3	2	15	7.5	16	0
NFL TOTALS		29	24	96	1,549	16.1	71T	7	5	39	7.8	22	1

GEORGE PICKENS' NFL REGULAR SEASON RETURN STATISTICS

DATE	TEAM	KICKOFF RETURNS					PUNT RETURNS					
		RET.	YDS.	AVG.	LG	TD	NO.	FC	YDS.	AVG.	LG	TD
2022	Steelers	0	0	0.0	0	0	0	0	0	0.0	0	0
2023	Steelers	1	7	7.0	7	0	0	0	0	0.0	0	0
NFL TOTALS		1	7	7.0	7	0	0	0	0	0.0	0	0

SINGLE-GAME HIGHS: RUSHING/RECEIVING

Rush Attempts	2 vs. New Orleans Saints, Nov 13, 2022	Longest Receptions	71t vs. Cleveland Browns, Sep 18, 2023
	1 vs. Tampa Bay Buccaneers, Oct 16, 2022		43 at Cincinnati Bengals, Nov 26, 2023
Rushing Yards	23 vs. New Orleans Saints, Nov 13, 2022	Receiving TDs	1 vs. Jacksonville Jaguars, Oct 29, 2023
	1 vs. Tampa Bay Buccaneers, Oct 16, 2022		1 vs. Baltimore Ravens, Oct 08, 2023
Longest Runs	22 vs. New Orleans Saints, Nov 13, 2022		...5 more at 1.
	16 vs. Baltimore Ravens, Oct 08, 2023	All-Purpose Yards	146 vs. Baltimore Ravens, Oct 08, 2023
Receptions	6 vs. Baltimore Ravens, Oct 08, 2023		127 vs. Cleveland Browns, Sep 18, 2023
	6 at Miami Dolphins, Oct 23, 2022	Longest Kickoff Return	7 at Cincinnati Bengals, Nov 26, 2023
	...2 more at 6.	Most TDs	1 vs. Jacksonville Jaguars, Oct 29, 2023
Receiving Yards	130 vs. Baltimore Ravens, Oct 08, 2023		1 vs. Baltimore Ravens, Oct 08, 2023
	127 vs. Cleveland Browns, Sep 18, 2023		...6 more at 1.
Receiving Average	31.8 vs. Cleveland Browns, Sep 18, 2023		
	26.0 vs. Baltimore Ravens, Dec 11, 2022		

100-YARD RECEIVING GAMES (4): REGULAR SEASON

DATE	TEAM	NO.	YDS.	AVG.	LG	TD
10/02/22	JETS	6	102	17.0	27	0
09/18/23	BROWNS	4	127	31.8	71t	1
10/08/23	RAVENS	6	130	21.7	41t	1
10/22/23	at Rams	5	107	21.4	31	0


2023 GAME-BY-GAME REGULAR-SEASON STATISTICS (STEELERS)


DATE	OPPONENT	P/S	RECEIVING					RUSHING					W/L	SCORE
			NO.	YDS.	AVG.	LG	TD	NO.	YDS.	AVG.	LG	TD		
09/10	49ers	S	5	36	7.2	9	0	0	0	0.0	0	0	L	7-30
09/18	Browns	S	4	127	31.8	71t	1	0	0	0.0	0	0	W	26-22
09/24	at Raiders	S	4	75	18.8	32	0	0	0	0.0	0	0	W	23-18
10/01	at Texans	S	3	25	8.3	17	0	0	0	0.0	0	0	L	6-30
10/08	Ravens	S	6	130	21.7	41t	1	1	16	16.0	16	0	W	17-10
10/22	at Rams	S	5	107	21.4	31	0	0	0	0.0	0	0	W	24-17
10/29	Jaguars	S	1	22	22.0	22t	1	0	0	0.0	0	0	L	10-20
11/02	Titans	S	2	-1	-0.5	2	0	0	0	0.0	0	0	W	20-16
11/12	Packers	S	3	45	15.0	28	0	0	0	0.0	0	0	W	23-19
11/19	at Browns	S	4	38	9.5	14	0	1	-1	-1.0	-1	0	L	10-13
11/26	at Bengals	S	3	58	19.3	43	0	0	0	0.0	0	0	W	16-10
12/03	Cardinals	S	4	86	21.5	38	0	0	0	0.0	0	0	L	10-24
2023 TOTALS		12-12	44	748	17.0	71T	3	2	15	7.5	16	0	7-5	

2022 GAME-BY-GAME REGULAR-SEASON STATISTICS (STEELERS)

DATE	OPPONENT	P/S	RECEIVING					RUSHING					W/L	SCORE
			NO.	YDS.	AVG.	LG	TD	NO.	YDS.	AVG.	LG	TD		
09/11	at Bengals	S	1	3	3.0	3	0	0	0	0.0	0	0	W	23-20+
09/18	Patriots	P	1	23	23.0	23	0	0	0	0.0	0	0	L	14-17
09/22	at Browns	P	3	39	13.0	36	0	0	0	0.0	0	0	L	17-29
10/02	Jets	S	6	102	17.0	27	0	0	0	0.0	0	0	L	20-24
10/09	at Bills	P	6	83	13.8	29	0	0	0	0.0	0	0	L	3-38
10/16	Buccaneers	S	3	27	9.0	14	0	1	1	1.0	1	0	W	20-18
10/23	at Dolphins	P	6	61	10.2	30	1	0	0	0.0	0	0	L	10-16
10/30	at Eagles	S	0	0	0.0	0	0	0	0	0.0	0	0	L	13-35
11/13	Saints	S	3	32	10.7	14	0	2	23	11.5	22	1	W	20-10
11/20	Bengals	S	4	83	20.8	33	1	0	0	0.0	0	0	L	30-37
11/28	at Colts	P	3	57	19.0	35	0	0	0	0.0	0	0	W	24-17
12/04	at Falcons	S	1	2	2.0	2	0	0	0	0.0	0	0	W	19-16
12/11	Ravens	S	3	78	26.0	42	0	0	0	0.0	0	0	L	14-16
12/18	at Panthers	S	2	53	26.5	38	0	0	0	0.0	0	0	W	24-16
12/24	Raiders	S	5	57	11.4	25	1	0	0	0.0	0	0	W	13-10
01/01	at Ravens	S	2	29	14.5	15	0	0	0	0.0	0	0	W	16-13
01/08	Browns	S	3	72	24.0	31t	1	0	0	0.0	0	0	W	28-14
2022 TOTALS		17-12	52	801	15.4	42	4	3	24	8.0	22	1	9-8	

+ - Overtime





QUARTERBACK

KENNY PICKETT

HEIGHT: 6-3	BIRTHPLACE: Oakhurst, NJ
WEIGHT: 220	HOW ACQUIRED: D1 '22
BORN: June 6, 1998	NFL EXPERIENCE: 2nd year
COLLEGE: Pittsburgh	

PRO CAREER

- ✦ Career regular-season record as a starter: 7-5 (.583) in 2022
- ✦ Has played in 13 games (12 starts)
- ✦ Has completed 245-of-389 passes (63.0 percent) for 2,404 yards, seven touchdowns and a quarterback rating of 76.7
- ✦ Has rushed 55 times for 237 yards and three TDs
- ✦ Set rookie quarterback franchise records in completions and attempts, and ranked second in passing yards, completion percentage, passing TDs and victories
- ✦ Made NFL debut in Week 4 of 2022 (vs. New York Jets)
- ✦ Made NFL starting debut in Week 5 of 2022 (at Buffalo)

2021 (STEELERS)

- ✦ Led rookie quarterbacks in games played (13) and games started (12)
- ✦ Recipient of the Pro Football Writers' "Joe Greene Great Performance Award," which is annually presented to the Steelers' top rookie
- ✦ Led NFL rookies with 2,404 passing yards and joined QB Ben Roethlisberger (2,621 in 2004) as the only rookies in franchise history to ever pass for 2,000 or more yards
- ✦ Became the first quarterback since the 1970 merger to have multiple rushing TDs in his first career game with two after entering the game following halftime in Week 4 vs. N.Y. Jets
- ✦ Completed 34-of-52 passes (65.4 percent) for 327 yards, one interception and a 74.8 rating in his first career start in Week 5 at Buffalo
- ✦ Set franchise records for pass completions, pass attempts and passing yards in a first career start
- ✦ Became the fourth rookie quarterback to pick up a victory in their first start at home since the 1970 AFL-NFL merger and the eighth rookie in NFL history to defeat QB Tom Brady in Week 6 vs. Tampa Bay
- ✦ Threw just one interception in his last eight starts of the season, the second-fewest in the League among quarterbacks that started at least eight games after Week 10
- ✦ Registered a career-best five completions of 20-plus yards in Week 11 vs. Cincinnati, the most by a Steelers' quarterback since 2018
- ✦ Became the first rookie in NFL history to have a game-winning TD pass in the final minute of the fourth quarter in back-to-back games (Week 16 vs. Las Vegas and Week 17 at Baltimore)
- ✦ Threw a 14-yard TD pass to WR George Pickens with 46 seconds left in the fourth quarter in Week 16 vs. Las Vegas, only the fourth instance in the Super Bowl era of a rookie QB throwing a game-winning TD to a rookie receiver in the final two minutes of regulation
- ✦ Became the third rookie signal caller to defeat the Ravens in Baltimore in Week 17 and first since his teammate, QB Mitch Trubisky, did so in Week 6 of 2017

TRANSACTIONS

- ✦ Signed a four-year contract with Pittsburgh on June 23, 2022
- ✦ Drafted by Pittsburgh in the first round (20th overall) of the 2022 NFL Draft

COLLEGE

- ✦ Finished his career as Pitt's all-time leader in passing yards (12,303), pass completions (1,045), total offense (13,112), TD responsibility (102) and passing TDs (81)
- ✦ Registered the most 300-yard passing games (16) and 400-yard passing games (five) in Pitt history
- ✦ Recorded 20 career rushing TDs, a new standard for a Pitt quarterback
- ✦ Finished as the winningest starting quarterback in Pitt history with 32 victories
- ✦ Fashioned a 32-17 record as a starting quarterback QB in school history
- ✦ Completed 67% of his passes (334 of 497) for 4,319 yards with 42 TDs and only seven interceptions in 2021; added five rushing scores (totaled 47 TDs)
- ✦ His 4,319 passing yards, 42 passing TDs, 47 total TDs and 334 completions set school single-season marks
- ✦ Set an ACC single-season record for TD passes
- ✦ Directed the Panthers to an 11-2 record and the program's first ACC championship
- ✦ The 11 victories marked Pitt's most since the Dan Marino-led 1981 team went 11-1
- ✦ Named a first team All-American by the Walter Camp Football Foundation and American Football Coaches Association (AFCA)
- ✦ Last Pitt quarterback to be named a first team All-American was Marino in 1981
- ✦ 2021 Heisman Trophy finalist—Pitt's first since receiver Larry Fitzgerald in 2003—and finished third in the balloting
- ✦ Boasted national top-10 statistical rankings in eight categories: TD passes (ACC-record 42, fourth), points responsible for (282, fourth), points responsible for per game (21.7 avg., fifth), total offense (350.8 avg., fifth), passing yards (4,319, sixth), passing yards per game (332.2 avg., sixth), completions per game (25.69 avg., seventh) and pass efficiency (ACC-high 165.3 rating, ninth)
- ✦ 2021 additional honors include: Johnny Unitas Golden Arm Award Winner (nation's top senior/fourth-year junior quarterback), Senior CLASS Award Winner (community, classroom, character and competition), Maxwell Award Finalist (nation's outstanding player), Walter Camp Award Finalist (nation's outstanding player), Davey O'Brien National Quarterback Award Finalist (nation's best college quarterback), Manning Award Finalist (college football's outstanding quarterback), AFCA All-America Team (first team), Walter Camp All-America Team (first team), Associated Press All-America Team (second team), Football Writers Association of America All-America Team (second team), Sporting News All-America Team (second team), ACC Player of the Year (overall and offensive) and Brian Westbrook Regional Player of the Year Award (Maxwell Football Club)

PERSONAL

- ✦ Full name is Kenneth Shane Pickett
- ✦ Born June 6, 1998
- ✦ Son of Ken and Kasey Pickett
- ✦ Father was an All-American linebacker at Shippensburg University and is a member of the school's Athletic Hall of Fame
- ✦ Mother played soccer at Kutztown University
- ✦ Sister, Alex, played soccer at East Stroudsburg University
- ✦ Earned his bachelor's degree in marketing and is enrolled in Pitt's Katz Graduate School of Business

KENNY PICKETT'S NFL REGULAR SEASON PASSING STATISTICS

DATE	TEAM	GP	GS	ATT.	CMP.	PCT.	YDS	AVG.	TD	INT.	LG	SK	LST	RATE
2022	Steelers	13	12	389	245	63.0	2,404	6.2	7	9	57	27	182	76.7
2023	Steelers	12	12	324	201	62.0	2,070	6.4	6	4	72t	23	173	81.4
TOTALS		25	24	713	446	62.6	4,474	6.3	13	13	72T	50	355	78.8

KENNY PICKETT'S NFL REGULAR SEASON RUSHING STATISTICS

DATE	TEAM	NO.	YDS.	AVG.	LG	TD
2022	Steelers	55	237	4.3	23	3
2023	Steelers	42	54	1.3	11	1
TOTALS		97	291	3.0	23	4

KENNY PICKETT'S NFL REGULAR SEASON PASSING/RUSHING STATISTICS

DATE	TEAM	GP	GS	PASSING											RUSHING				
				ATT.	CMP.	PCT.	YDS	AVG.	TD	INT.	LG	SK	LST	RATE	NO.	YDS.	AVG.	LG	TD
2022	Steelers	13	12	389	245	63.0	2,404	6.2	7	9	57	27	182	76.7	55	237	4.3	23	3
2023	Steelers	12	12	324	201	62.0	2,070	6.4	6	4	72t	23	173	81.4	42	54	1.3	11	1
TOTALS		25	24	713	446	62.6	4,474	6.3	13	13	72T	50	355	78.8	97	291	3.0	23	4

SINGLE-GAME HIGHS: QUARTERBACK

Pass Attempts	52 at Buffalo Bills, Oct 09, 2022 46 vs. San Francisco 49ers, Sep 10, 2023	Passer Rating	108.5 at Las Vegas Raiders, Sep 24, 2023 97.8 at Cincinnati Bengals, Nov 26, 2023
Pass Completions	34 at Buffalo Bills, Oct 09, 2022 32 at Miami Dolphins, Oct 23, 2022	Rush Attempts	8 at Los Angeles Rams, Oct 22, 2023 8 vs. New Orleans Saints, Nov 13, 2022
Yards Passing	327 at Buffalo Bills, Oct 09, 2022 278 at Cincinnati Bengals, Nov 26, 2023	Rushing Yards	51 vs. New Orleans Saints, Nov 13, 2022 37 at Philadelphia Eagles, Oct 30, 2022
TD Passes	2 at Las Vegas Raiders, Sep 24, 2023 1 vs. Tennessee Titans, Nov 02, 2023 ...10 more at 1.	Rushing Average	6.4 vs. New Orleans Saints, Nov 13, 2022 5.3 at Philadelphia Eagles, Oct 30, 2022
Long Passes	72t at Las Vegas Raiders, Sep 24, 2023 71t vs. Cleveland Browns, Sep 18, 2023	Longest Runs	23 vs. New Orleans Saints, Nov 13, 2022 16 at Miami Dolphins, Oct 23, 2022
Completion Percentage	72.7 at Cincinnati Bengals, Nov 26, 2023 72.7 at Miami Dolphins, Oct 23, 2022	Rushing TDs	2 vs. New York Jets, Oct 02, 2022 1 at Los Angeles Rams, Oct 22, 2023 ...1 more at 1.

300-YARD PASSING GAMES (1): REGULAR SEASON

DATE	TEAM	NO.	YDS.	AVG.	LG	TD
10/09/22	at Bills	34	327	9.6	29	0


2023 GAME-BY-GAME REGULAR-SEASON STATISTICS (STEELERS)

DATE	OPPONENT	P/S	PASSING											RUSHING				W/L	SCORE
			ATT	CMP	YDS	PCT	Y/A	Y/C	TD	INT	LG	SK/YD	RATE	ATT	YDS	LG	TD		
09/10	49ers	S	46	31	232	67.4	5.0	7.5	1	2	31	5/34	68.4	1	4	4	0	L	7-30
09/18	Browns	S	30	15	222	50.0	7.4	14.8	1	1	71t	2/22	71.8	4	-6	-1	0	W	26-22
09/24	at Raiders	S	28	16	235	57.1	8.4	14.7	2	0	72t	1/7	108.5	3	11	10	0	W	23-18
10/01	at Texans	S	23	15	114	65.2	5.0	7.6	0	1	32	3/21	59.0	2	9	8	0	L	6-30
10/08	Ravens	S	32	18	224	56.3	7.0	12.4	1	0	41t	3/22	88.5	6	-6	2	0	W	17-10
10/22	at Rams	S	25	17	230	68.0	9.2	13.5	0	0	39	2/16	97.1	8	0	2	1	W	24-17
10/29	Jaguars	S	16	10	73	62.5	4.6	7.3	0	0	16	1/5	73.2	1	10	10	0	L	10-20
11/02	Titans	S	30	19	160	63.3	5.3	8.4	1	0	32	0/0	88.2	1	-1	-1	0	W	20-16
11/12	Packers	S	23	14	126	60.9	5.5	9.0	0	0	28	1/7	75.6	4	16	11	0	W	23-19
11/19	at Browns	S	28	15	106	53.6	3.8	7.1	0	0	14	3/29	62.5	4	9	5	0	L	10-13
11/26	at Bengals	S	33	24	278	72.7	8.4	11.6	0	0	43	2/10	97.8	5	5	5	0	W	16-10
12/03	Cardinals	S	10	7	70	70.0	7.0	10.0	0	0	38	0/0	89.6	3	3	2	0	L	10-24
2023 TOTALS			12-12	324	201	2,070	62.0	6.4	10.3	6	4	72T	23/173	81.4	42	54	11	1	7-5

2022 GAME-BY-GAME REGULAR-SEASON STATISTICS (STEELERS)

DATE	OPPONENT	P/S	PASSING											RUSHING				W/L	SCORE
			ATT	CMP	YDS	PCT	Y/A	Y/C	TD	INT	LG	SK/YD	RATE	ATT	YDS	LG	TD		
09/11	at Bengals		DID NOT PLAY (NON-INJURY)															W	23-20+
09/18	Patriots		DID NOT PLAY (NON-INJURY)															L	14-17
09/22	at Browns		DID NOT PLAY (NON-INJURY)															L	17-29
10/02	Jets	P	13	10	120	76.9	9.2	12.0	0	3	27	0/0	65.1	6	15	7	2	L	20-24
10/09	at Bills	S	52	34	327	65.4	6.3	9.6	0	1	29	3/17	74.8	1	10	10	0	L	3-38
10/16	Buccaneers	S	18	11	67	61.1	3.7	6.1	1	0	14	1/12	87.0	2	16	10	0	W	20-18
10/23	at Dolphins	S	44	32	257	72.7	5.8	8.0	1	3	30	2/11	66.2	3	20	16	0	L	10-16
10/30	at Eagles	S	38	25	191	65.8	5.0	7.6	0	1	25	6/38	66.9	7	37	11	0	L	13-35
11/13	Saints	S	30	18	199	60.0	6.6	11.1	0	0	36	6/37	79.7	8	51	23	1	W	20-10
11/20	Bengals	S	42	25	265	59.5	6.3	10.6	1	0	33	2/16	85.9	2	14	14	0	L	30-37
11/28	at Colts	S	28	20	174	71.4	6.2	8.7	0	0	35	3/23	87.5	6	32	9	0	W	24-17
12/04	at Falcons	S	28	16	197	57.1	7.0	12.3	1	0	57	0/0	90.9	7	14	9	0	W	19-16
12/11	Ravens	S	1	0	0	0.0	0.0	0.0	0	0	0	1/7	39.6	2	16	13	0	L	14-16
12/18	at Panthers		INACTIVE															W	24-16
12/24	Raiders	S	39	26	244	66.7	6.3	9.4	1	1	25	0/0	81.6	3	9	6	0	W	13-10
01/01	at Ravens	S	27	15	168	55.6	6.2	11.2	1	0	28	2/15	86.7	5	2	2	0	W	16-13
01/08	Browns	S	29	13	195	44.8	6.7	15.0	1	0	32	1/6	79.0	3	1	1	0	W	28-14
2022 TOTALS		13-12	389	245	2,404	63.0	6.2	9.8	7	9	57	27/182	76.7	55	237	23	3	9-8	

+ - Overtime



42

CORNERBACK

JAMES PIERRE

HEIGHT: 6-2
WEIGHT: 185
BORN: September 16, 1996
COLLEGE: Florida Atlantic

BIRTHPLACE: Deerfield Beach, FL
HOW ACQUIRED: UDFA '20
NFL EXPERIENCE: 4th year

PRO CAREER

- ✦ Has played in 50 regular-season games (six starts) in his three-year career
- ✦ Has registered 58 tackles, (51 solo), eight passes defended, two interceptions, one forced fumble on defense and one tackle for loss
- ✦ Has recorded 28 tackles (14 solo), two forced fumbles and one fumble recovery on special teams
- ✦ Made NFL debut in Week 1 of 2020 (at N.Y. Giants)
- ✦ Made NFL starting debut in Week 2 of 2021 (vs. Las Vegas)

2022 (STEELERS)

- ✦ Played in all 17 regular-season games (two starts)
- ✦ Registered 20 tackles (16 solo), four passes defended, one interception and one tackle for loss
- ✦ Recorded nine tackles (five solo) and one fumble recovery on special teams
- ✦ Picked off QB Matt Ryan in Week 12 at Indianapolis for his second career interception

2021 (STEELERS)

- ✦ Played in 17 games (four starts)
- ✦ Registered 37 tackles (34 solo), four passes defended, one interception and one forced fumble
- ✦ Made 10 tackles (three solo) and two forced fumbles on special teams
- ✦ Made his first career start at left cornerback in place of an injured Joe Haden (Week 2 vs Cincinnati)
- ✦ Recorded his first career interception in Week 5 vs Denver, picking off QB Teddy Bridgewater
- ✦ Recorded his first career forced fumble in Week 6 vs Seattle

2020 (STEELERS)

- ✦ Played in all 16 regular-season games, primarily on special teams
- ✦ Recorded nine tackles on special teams, including six solo stops
- ✦ His nine tackles on special teams were tied for the team lead
- ✦ His six solo stops on special teams led the team
- ✦ Recorded his only tackle and tackle for loss in Week 10 at Jacksonville

TRANSACTIONS

- ✦ Signed a one-year contract with Pittsburgh on Mar. 21, 2023
- ✦ Signed with the Steelers as an undrafted free agent on April 28, 2020

COLLEGE

- ✦ Three-year letterwinner and two-year starter at Florida Atlantic (2017-19)
- ✦ Appeared in 39 games in his career (22 starts)
- ✦ Recorded 120 career tackles, 8.5 tackles for loss, three interceptions, 18 passes defended and two forced fumbles
- ✦ Named 2019 C-USA honorable mention

PERSONAL

- ✦ Attended Deerfield Beach HS (Deerfield Beach, Fla.)
- ✦ Three-star rated and No. 48 safety in the Class of 2016 by 247Sports.com
- ✦ Full name: James Pierre

REGULAR SEASON COMPARISON: DEFENSIVE - NEW ENGLAND PATRIOTS

DATE	OPP	W/L	GP/GS	TACKLES							YDS.	INT	TFL	PD	QBH	TD	MISC		
				TOT	SOLO	ASST	SACK	FF	FR	S							A	FR	
9/18/22	PIT vs. NE	L	P	0	0	0	0.0	0.0	0	0	0	0	0	0	0	0	0	0	0
TOTALS		0/1	1/0	0	0	0	0.0	0.0	0	0	0	0	0	0	0	0	0	0	0

JAMES PIERRE'S NFL REGULAR SEASON DEFENSIVE STATISTICS

DATE	TEAM	GP	GS	TACKLES					INTERCEPTIONS				O. FUMB			ST			MISC							
				TK	S	A	TFL	YDS	SK	YDS	QBH	NO	YDS	LG	TD	PD	FF	FR	TD	YDS	TK	S	A	FF	FR	S
2020	Steelers	16	0	1	1	0	1	1	0.0	0.0	0	0	0	0	0	0	0	0	9	6	3	0	0	0	0	0
2021	Steelers	17	4	37	34	3	0	0	0.0	0.0	0	1	0	0	0	4	1	0	0	10	3	7	2	0	0	0
2022	Steelers	17	2	20	16	4	0	0	0.0	0.0	0	1	0	0	0	4	0	0	0	9	5	4	0	1	0	0
2023	Steelers	12	0	0	0	0	0	0	0.0	0.0	0	0	0	0	0	0	0	0	7	5	2	0	0	0	0	0
NFL TOTALS		62	6	58	51	7	1	1	0.0	0.0	0	2	0	0	0	8	1	0	0	35	19	16	2	1	0	0

JAMES PIERRE'S NFL POSTSEASON DEFENSIVE STATISTICS

DATE	TEAM	GP	GS	TACKLES										INTERCEPTIONS					O. FUMB			ST			MISC		
				TK	S	A	TFL	YDS	SK	YDS	QBH	NO	YDS	LG	TD	PD	FF	FR	TD	YDS	TK	S	A	FF	FR	S	A
2020	Steelers	1	0	0	0	0	0	0	0	0	0.0	0.0	0	0	0	0	1	0	0	0	0	2	2	0	0	0	0
2021	Steelers	0	0	0	0	0	0	0	0	0	0.0	0.0	0	0	0	0	0	0	0	0	0	0	0	0	0	0	0
NFL TOTALS		1	0	0	0	0	0	0	0	0	0.0	0.0	0	0	0	0	1	0	0	0	0	2	2	0	0	0	0

SINGLE-GAME HIGHS: DEFENSIVE

Total Tackles	6 vs. Denver Broncos, Oct 10, 2021 6 vs. Las Vegas Raiders, Sep 19, 2021 ...1 more at 6.	Tackles For Loss	1 at Jacksonville Jaguars, Nov 22, 2020
Solo Tackles	6 vs. Denver Broncos, Oct 10, 2021 6 vs. Las Vegas Raiders, Sep 19, 2021 ...1 more at 6.	Interceptions	1 vs. Denver Broncos, Oct 10, 2021
Passes Defensed	2 vs. Denver Broncos, Oct 10, 2021 1 vs. Cleveland Browns, Jan 08, 2023 ...5 more at 1.	Special Teams Tackles	3 vs. Green Bay Packers, Nov 12, 2023 2 vs. Cleveland Browns, Jan 08, 2023 ...3 more at 2.
Forced Fumbles	1 vs. Seattle Seahawks, Oct 17, 2021	Special Teams Forced Fumbles	1 vs. Tennessee Titans, Dec 19, 2021 1 vs. Chicago Bears, Nov 08, 2021

SINGLE-GAME HIGHS - POSTSEASON: DEFENSIVE

Passes Defensed	1 vs. Cleveland Browns, Jan 10, 2021	Special Teams Tackles	2 vs. Cleveland Browns, Jan 10, 2021
------------------------	--------------------------------------	------------------------------	--------------------------------------

2023 GAME-BY-GAME REGULAR-SEASON STATISTICS (STEELERS)

DATE	OPPONENT	P/S	TACKLES										INTERCEPTIONS					O. FUMB			ST			MISC		SCORE	
			TK	S	A	SK	YDS	TFL	YDS	QBH	NO	YDS	LG	TD	PD	FF	FR	TD	YDS	TK	S	A	FF	FR	S		A
09/10	49ers	P	0	0	0	0	0	0	0	0	0	0	0	0	0	0	0	0	0	0	0	0	0	0	L	7-30	
09/18	Browns	P	0	0	0	0	0	0	0	0	0	0	0	0	0	0	0	0	0	0	0	0	0	0	W	26-22	
09/24	at Raiders	P	0	0	0	0	0	0	0	0	0	0	0	0	0	0	0	0	0	0	0	0	0	0	W	23-18	
10/01	at Texans	P	0	0	0	0	0	0	0	0	0	0	0	0	0	0	0	0	0	0	0	0	0	0	L	6-30	
10/08	Ravens	P	0	0	0	0	0	0	0	0	0	0	0	0	0	0	0	0	1	0	1	0	0	0	W	17-10	
10/22	at Rams	P	0	0	0	0	0	0	0	0	0	0	0	0	0	0	0	0	0	0	0	0	0	0	W	24-17	
10/29	Jaguars	P	0	0	0	0	0	0	0	0	0	0	0	0	0	0	0	0	1	1	0	0	0	0	L	10-20	
11/02	Titans	P	0	0	0	0	0	0	0	0	0	0	0	0	0	0	0	0	0	0	0	0	0	0	W	20-16	
11/12	Packers	P	0	0	0	0	0	0	0	0	0	0	0	0	0	0	0	0	3	3	0	0	0	0	W	23-19	
11/19	at Browns	P	0	0	0	0	0	0	0	0	0	0	0	0	0	0	0	0	0	0	0	0	0	0	L	10-13	
11/26	at Bengals	P	0	0	0	0	0	0	0	0	0	0	0	0	0	0	0	0	0	0	0	0	0	0	W	16-10	
12/03	Cardinals	P	0	0	0	0	0	0	0	0	0	0	0	0	0	0	0	2	1	1	0	0	0	0	L	10-24	
2023 TOTALS		12-0	0	0	0	0	0	0	0	0	0	0	0	0	0	0	0	0	7	5	2	0	0	0	0	0	7-5

2022 GAME-BY-GAME REGULAR-SEASON STATISTICS (STEELERS)

DATE	OPPONENT	P/S	TACKLES										INTERCEPTIONS					O. FUMB			ST			MISC		SCORE
			TK	S	A	SK	YDS	TFL	YDS	QBH	NO	YDS	LG	TD	PD	FF	FR	TD	YDS	TK	S	A	FF	FR	S	
09/11	at Bengals	P	0	0	0	0	0	0	0	0	0	0	0	0	0	0	0	0	0	0	0	0	0	0	W	23-20+
09/18	Patriots	P	0	0	0	0	0	0	0	0	0	0	0	0	0	0	0	0	1	1	0	0	0	0	L	14-17
09/22	at Browns	P	0	0	0	0	0	0	0	0	0	0	0	0	0	0	0	2	2	0	0	0	0	0	L	17-29
10/02	Jets	P	0	0	0	0	0	0	0	0	0	0	0	0	0	0	0	0	0	0	0	1	0	0	L	20-24
10/09	at Bills	P	5	5	0	0	0	0	0	0	0	0	1	0	0	0	0	0	0	0	0	0	0	0	L	3-38
10/16	Buccaneers	S	3	2	1	0	0	0	0	0	0	0	0	0	0	0	0	0	0	0	0	0	0	0	W	20-18
10/23	at Dolphins	S	3	3	0	0	0	0	0	0	0	0	0	0	0	0	0	0	0	0	0	0	0	0	L	10-16
10/30	at Eagles	P	2	2	0	0	0	0	0	0	0	0	1	0	0	0	0	0	0	0	0	0	0	0	L	13-35
11/13	Saints	P	0	0	0	0	0	0	0	0	0	0	0	0	0	0	0	1	0	1	0	0	0	0	W	20-10
11/20	Bengals	P	0	0	0	0	0	0	0	0	0	0	0	0	0	0	0	1	1	0	0	0	0	0	L	30-37
11/28	at Colts	P	0	0	0	0	0	0	0	1	0	0	1	0	0	0	0	0	0	0	0	0	0	0	W	24-17
12/04	at Falcons	P	1	1	0	0	0	0	0	0	0	0	0	0	0	0	0	0	0	0	0	0	0	0	W	19-16
12/11	Ravens	P	2	1	1	0	0	0	0	0	0	0	0	0	0	0	0	0	0	0	0	0	0	0	L	14-16
12/18	at Panthers	P	2	1	1	0	0	0	0	0	0	0	0	0	0	0	0	1	0	1	0	0	0	0	W	24-16
12/24	Raiders	P	0	0	0	0	0	0	0	0	0	0	0	0	0	0	0	0	0	0	0	0	0	0	W	13-10
01/01	at Ravens	P	0	0	0	0	0	0	0	0	0	0	0	0	0	0	0	1	0	1	0	0	0	0	W	16-13
01/08	Browns	P	2	1	1	0	0	0	0	0	0	0	1	0	0	0	0	2	1	1	0	0	0	0	W	28-14
2022 TOTALS		17-2	20	16	4	0.0	0.0	0	0	0	1	0	0	0	4	0	0	0	9	5	4	0	1	0	0	9-8
+ Overtime																										


2021 GAME-BY-GAME REGULAR-SEASON STATISTICS (STEELERS)

Table with columns: DATE, OPPONENT, P/S, TACKLES (TK, S, A, SK, YDS, TFL, YDS, QBH), INTERCEPTIONS (NO, YDS, LG, TD, PD), O. FUMB (FF, FR, TD, YDS), ST (TK, S, A, FF, FR), MISC (S, A), W/L, SCORE. Rows include games from 09/12 to 01/09 and a 2021 TOTALS row showing 17-4 record.

+- Overtime

2020 GAME-BY-GAME REGULAR-SEASON STATISTICS (STEELERS)

Table with columns: DATE, OPPONENT, P/S, TACKLES (TK, S, A, SK, YDS, TFL, YDS, QBH), INTERCEPTIONS (NO, YDS, LG, TD, PD), O. FUMB (FF, FR, TD, YDS), ST (TK, S, A, FF, FR), MISC (S, A), W/L, SCORE. Rows include games from 09/14 to 01/03 and a 2020 TOTALS row showing 16-0 record.



24

CORNERBACK

JOEY PORTER JR.

HEIGHT: 6-2

WEIGHT: 193

BORN: July 26, 2000

COLLEGE: Penn State

BIRTHPLACE: Bakersfield, CA

HOW ACQUIRED: D2a '23

NFL EXPERIENCE: R

PRO CAREER

- ✦ Has yet to make NFL debut

TRANSACTIONS

- ✦ Drafted by Pittsburgh in the second round (32nd overall) of the 2023 NFL Draft

COLLEGE

- ✦ Appeared in 35 games (31 starts) at Penn State (2019-22)
- ✦ Recorded 94 tackles (87 solo), two tackles for loss, 1.0 sack, one interception, 20 pass breakups, one forced fumble and one fumble recovery
- ✦ Registered school-record six pass breakups at Purdue in 2022, which tied a then-Big Ten record for a single game with Michigan's Jourdan Lewis (vs. Michigan State, 2015) and Minnesota's Michael Carter (vs. Purdue, 2012)
- ✦ The six breakups were tied for the second-most in an FBS game this in '22
- ✦ Named 2022 All-American second team by the AFCA, Associated Press, FWAA, Walter Camp Football Foundation and CBS Sports
- ✦ Named 2022 All-Big Ten first team by the coaches and media
- ✦ Tabbed 2022 Associated Press All-Big Ten first team
- ✦ Named 2022 Pro Football Focus All-Big Ten second team
- ✦ Earned the team's 2022 Most Valuable Defensive Player
- ✦ 2022 Jim Thorpe Award, Chuck Bednarik Award and Lott IMPACT Trophy semifinalist
- ✦ Earned the 2022 Bednarik Award National Player of the Week (Sept. 6)
- ✦ Named 2021 All-Big Ten third team by the coaches and honorable mention by the media
- ✦ Earned 2021 All-Big Ten third team honors from the media and honorable mention from the coaches
- ✦ Named Big Ten Freshman of the Week (Dec. 7)
- ✦ Targeted 14 times in 2022 season opener vs. Purdue (had school-record 6 PBUs)
- ✦ Targeted only 16 times over final nine games (with 5 PBUs) in 2022
- ✦ Led Power 5 with a 40.0 forced incompleton percentage

PERSONAL

- ✦ Full name is Joey Eugene Porter Jr.
- ✦ Son of Christy and Joey Porter Sr.
- ✦ Has two brothers, Jacob and Willie, and two sisters, Jayla and Jasmine
- ✦ Father, Joey Sr., was the outside linebackers coach for the NFL's Pittsburgh Steelers (2015-18)
- ✦ Father played football at Colorado State (1995-99) and played 13 seasons for the NFL's Pittsburgh Steelers, Miami Dolphins and Arizona Cardinals
- ✦ Cousin, Jason Gildon, played football at Oklahoma State (1990-94) and played 10 years for the Steelers and one season for the Jacksonville Jaguars
- ✦ Cousin, Larry Birdine Jr., played football at Oklahoma State and three seasons in the NFL
- ✦ Cousin, Sheldon Croney Jr., currently plays football at Iowa State
- ✦ Hobbies include playing video games
- ✦ Has volunteered feeding the homeless and at special needs activity day
- ✦ Plans to take over his mother's business, The Jasmine Nyree Day Center, working with autistic children after his NFL career

JOEY PORTER JR.'S NFL REGULAR SEASON DEFENSIVE STATISTICS


DATE	TEAM	TACKLES										INTERCEPTIONS						O. FUMB						ST						MISC.					
		GP	GS	TK	S	A	TEL	YDS	SK	YDS	QBH	NO	YDS	LG	TD	PD	FF	FR	TD	YDS	TK	S	A	FF	FR	S	A	FR	S	A					
2023	Steelers	12	6	32	23	9	1	5	0.0	0.0	0	1	0	0	0	6	0	0	0	0	1	0	1	0	0	0	0	0	0	0					
NFL TOTALS		12	6	32	23	9	1	5	0.0	0.0	0	1	0	0	0	6	0	0	0	0	1	0	1	0	0	0	0	0	0						

SINGLE-GAME HIGHS: DEFENSIVE

- | | | | |
|------------------------|--|-------------------------|---------------------------------------|
| Total Tackles | 6 at Cleveland Browns, Nov 19, 2023 | Tackles For Loss | 1 vs. Green Bay Packers, Nov 12, 2023 |
| | 5 vs. Jacksonville Jaguars, Oct 29, 2023 | Interceptions | 1 vs. Baltimore Ravens, Oct 08, 2023 |
| Solo Tackles | 5 at Cleveland Browns, Nov 19, 2023 | | |
| | 4 vs. Jacksonville Jaguars, Oct 29, 2023 | | |
| Passes Defensed | 1 at Cincinnati Bengals, Nov 26, 2023 | | |
| | 1 at Cleveland Browns, Nov 19, 2023 | | |
| | ...4 more at 1. | | |

2023 GAME-BY-GAME REGULAR-SEASON STATISTICS (STEELERS)

DATE	OPPONENT	P/S	TACKLES							INTERCEPTIONS					O. FUMB			ST				MISC		SCORE			
			TK	S	A	SK	YDS	TFL	YDS	QBH	NO	YDS	LG	TD	PD	FF	FR	TD	YDS	TK	S	A	FF		FR	S	A
09/10	49ers	P	1	1	0	0.0	0.0	0	0	0	0	0	0	0	0	0	0	0	0	0	0	0	0	0	0	L	7-30
09/18	Browns	P	0	0	0	0.0	0.0	0	0	0	0	0	0	1	0	0	0	0	0	0	0	0	0	0	0	W	26-22
09/24	at Raiders	P	2	2	0	0.0	0.0	0	0	0	0	0	0	0	0	0	0	0	0	0	0	0	0	0	0	W	23-18
10/01	at Texans	P	0	0	0	0.0	0.0	0	0	0	0	0	0	0	0	0	0	0	1	0	1	0	0	0	0	L	6-30
10/08	Ravens	P	2	0	2	0.0	0.0	0	0	0	1	0	0	0	1	0	0	0	0	0	0	0	0	0	0	W	17-10
10/22	at Rams	P	3	2	1	0.0	0.0	0	0	0	0	0	0	0	1	0	0	0	0	0	0	0	0	0	0	W	24-17
10/29	Jaguars	S	5	4	1	0.0	0.0	0	0	0	0	0	0	0	0	0	0	0	0	0	0	0	0	0	0	L	10-20
11/02	Titans	S	3	3	0	0.0	0.0	0	0	0	0	0	0	0	1	0	0	0	0	0	0	0	0	0	0	W	20-16
11/12	Packers	S	4	3	1	0.0	0.0	1	5	0	0	0	0	0	0	0	0	0	0	0	0	0	0	0	0	W	23-19
11/19	at Browns	S	6	5	1	0.0	0.0	0	0	0	0	0	0	0	1	0	0	0	0	0	0	0	0	0	0	L	10-13
11/26	at Bengals	S	2	1	1	0.0	0.0	0	0	0	0	0	0	0	1	0	0	0	0	0	0	0	0	0	0	W	16-10
12/03	Cardinals	S	4	2	2	0.0	0.0	0	0	0	0	0	0	0	0	0	0	0	0	0	0	0	0	0	0	L	10-24
2023 TOTALS			12-6	32	23	9	0.0	0.0	1	5	0	1	0	0	0	6	0	0	0	0	1	0	1	0	0	7-5	



50

LINEBACKER

ELANDON ROBERTS

HEIGHT: 6-1	BIRTHPLACE: Port Arthur, TX
WEIGHT: 238	HOW ACQUIRED: FA '23
BORN: April 22, 1994	NFL EXPERIENCE: 8th year
COLLEGE: Houston	

PRO CAREER

- ✦ Has played in 107 games (76 starts) in his seven-year career with New England (2016-19) and Miami (2020-22)
- ✦ Has registered 449 tackles (257 solo), 37 tackles for loss, 23 quarterback hits, 11.0 sacks, 10 passes defended, four forced fumbles, two fumble recoveries, one interception, one interception returned for a touchdown and one receiving touchdown
- ✦ Has played in 11 postseason contests (eight starts) and registered 34 tackles (21 solo), two quarterback hits and one tackle for loss
- ✦ Served as a defensive team captain for four consecutive seasons (2019-22)
- ✦ Two-time Super Bowl champion with New England (LI and LIII)
- ✦ Recipient of the 2021 Ed Block Courage Award (Miami recipient) and 2020 Nat Moore Community Service Award
- ✦ Made NFL debut in Week 2 of 2016 (vs. Miami)
- ✦ Made NFL starting debut in Week 6 of 2016 (vs. Cincinnati)

2022 (DOLPHINS)

- ✦ Started all 17 regular-season games
- ✦ Set career-highs in tackles (104), tackles for loss (10), quarterback hits (six) and sacks (4.5)
- ✦ Ranked first on the team in total tackles, second in tackles for loss and third in solo tackles (65) and sacks
- ✦ Recorded the second multi-sack game of his career with 1.5 sacks in Week 6 vs. Minnesota
- ✦ Registered double-digit tackles in a single game for the second time in his career with 10 in Week 9 at Chicago
- ✦ Eclipsed 100 tackles for the first time in his career in Week 17 at New England

2021 (DOLPHINS)

- ✦ Played in all 17 regular-season games (15 starts)
- ✦ Registered 83 tackles (42 solo), 1.0 sack, one interception, six tackles for loss, four passes defended, two forced fumbles and one interception returned for TD
- ✦ Notched the first interception of his career in Week 3 at Las Vegas and returned it 85 yards for a touchdown, the third-longest interception return of the season
- ✦ Added on a forced fumble at Las Vegas to mark his first multi-turnover game

2020 (DOLPHINS)

- ✦ Played in 13 games (11 starts)
- ✦ Amassed 58 tackles (31 solo), 1.5 sacks, seven tackles for loss, three quarterback hits, one forced fumble and one fumble recovery
- ✦ Returned one kickoff for 13 yards in Week 15 vs. New England
- ✦ Recovered a fumble forced by CB Xavien Howard in the third quarter of the Week 15 victory

2019 (PATRIOTS)

- ✦ Played in all 16 games with three starts
- ✦ Registered 28 tackles (18 solo), 1.0 sack, three quarterback hits, one tackle for loss and one pass defended
- ✦ Helped the defense lead the NFL in fewest total yards allowed per game (275.9) and points allowed per game (14.1)
- ✦ Caught a receiving touchdown for 38 yards in Week 17 vs. Miami, the longest receiving touchdown by a linebacker since the 1970 merger
- ✦ Became just the third defensive player in Patriots history to score an offensive touchdown

2018 (PATRIOTS)

- ✦ Appeared in all 16 regular-season games (11 starts)
- ✦ Recorded 63 tackles (30 solo), six tackles for loss, four passes defended, two quarterback hits and 1.0 sacks
- ✦ Registered seven tackles (six solo) and one tackle for loss in three playoff appearances

2017 (PATRIOTS)

- ✦ Played in 15 regular-season games (14 starts)
- ✦ Amassed 67 tackles (45 solo), four tackles for loss, three quarterback hits, 2.0 sacks, one fumble recovery and one pass defended
- ✦ Set a single-game high in sacks and recorded the first multi-sack game of his career with 2.0 in Week 12 vs. Miami
- ✦ Recorded 15 tackles (seven solo) in three postseason starts

2016 (PATRIOTS)

- ✦ Appeared in 13 games (five starts) as a rookie
- ✦ Registered 44 tackles (25 solo), three quarterback hits, two tackles for loss and one forced fumble
- ✦ Set a single-game high in tackles (11) and forced the first fumble of his career in Week 16 vs. New York Jets
- ✦ Appeared in all three playoff games, starting two, and registered seven tackles (five solo)

TRANSACTIONS

- ✦ Signed a two-year contract with Pittsburgh on Mar. 16, 2023
- ✦ Signed a one-year contract extension with Miami on Mar. 15, 2022
- ✦ Signed a one-year contract with Miami on Mar. 24, 2021
- ✦ Signed a one-year contract with Miami on Mar. 18, 2020
- ✦ Signed a four-year contract with New England on May 7, 2016
- ✦ Drafted by New England in the sixth round (214th overall) of the 2016 NFL Draft

COLLEGE

- ✦ Played in 34 games at Houston (2013-15) after transferring from Morgan State
- ✦ Finished at Houston with 175 tackles (109 solo), 23.5 tackles for loss, 7.0 sacks, six passes defended, two forced fumbles and one interception
- ✦ As a senior, led the nation with 88 solo tackles while ranking fourth nationally and leading The American with 142 total tackles
- ✦ Served as a team captain in 2015
- ✦ 2016 NFLPA Collegiate Bowl invitee, 2015 Phil Steele's AAC First Team and 2015 All-ACC First Team
- ✦ In 2012, his 107 tackles at Morgan State ranked second in school history and earned him All-MEAC second team honors

PERSONAL

- ✦ Attended Memorial High School (TX)
- ✦ Named to Port Arthur News 40th Annual Super Team and the 21-5A all-district first team
- ✦ Also a member of the school's track and field team
- ✦ Son of Stephanie and Eli Roberts

REGULAR SEASON COMPARISON: DEFENSIVE - NEW ENGLAND PATRIOTS

DATE	OPP	W/L	GP/GS	TACKLES				SACK	YDS.	INT	TFL	PD	QBH	TD	MISC		
				TOT	SOLO	ASST	SK								FF	FR	FR
9/13/20	MIA @ NE	L	S	4	3	1	0.0	0.0	0	1	0	0	0	0	0	0	0
12/20/20	MIA vs. NE	W	S	9	5	4	0.0	0.0	0	0	0	0	0	0	0	0	1
9/12/21	MIA @ NE	W	S	2	2	0	0.0	0.0	0	0	1	1	0	0	0	0	0
1/9/22	MIA vs. NE	W	S	5	2	3	0.0	0.0	0	0	0	0	0	0	0	0	0
9/11/22	MIA vs. NE	W	S	5	3	2	0.0	0.0	0	0	0	0	0	0	0	0	0
1/1/23	MIA @ NE	L	S	9	6	3	1.0	12.0	0	1	0	1	0	0	0	0	0
TOTALS				4/2	6/6	34	21	13	1.0	12.0	0	2	1	2	0	0	1

ELANDON ROBERTS' NFL REGULAR SEASON DEFENSIVE STATISTICS

DATE	TEAM	GP	GS	TACKLES						INTERCEPTIONS				O. FUMB			ST			MISC							
				TK	S	A	TFL	YDS	SK	YDS	QBH	NO	YDS	LG	TD	PD	FF	FR	TD	YDS	TK	S	A	FF	FR	S	A
2016	Patriots	13	5	44	25	19	2	5	0.0	0.0	3	0	0	0	0	1	0	0	0	1	0	1	0	0	0	0	0
2017	Patriots	15	14	67	45	22	4	16	2.0	13.0	3	0	0	0	1	0	1	0	0	0	0	0	0	0	0	0	0
2018	Patriots	16	11	63	30	33	6	18	1.0	7.0	2	0	0	0	4	0	0	0	0	2	1	1	0	0	0	0	0
2019	Patriots	16	3	28	18	10	1	11	1.0	11.0	3	0	0	0	1	0	0	0	0	1	0	1	0	0	0	0	0
2020	Dolphins	12	10	61	33	28	8	20	1.5	11.5	4	0	0	0	1	1	0	0	0	0	0	0	0	0	0	0	0
2021	Dolphins	17	15	83	42	41	6	14	1.0	7.0	2	1	85	85t	1	4	2	0	0	0	0	0	0	0	0	0	0
2022	Dolphins	17	17	104	65	39	10	55	4.5	43.0	6	0	0	0	0	0	0	0	0	3	3	0	0	0	0	0	0
2023	Steelers	12	11	80	52	28	9	21	1.5	9.5	4	0	0	0	1	0	0	0	0	0	0	0	0	0	0	0	0
NFL TOTALS		118	86	530	310	220	46	160	12.5	102.0	27	1	85	85T	1	11	4	2	0	0	7	4	3	0	0	0	0

ELANDON ROBERTS' NFL POSTSEASON DEFENSIVE STATISTICS

DATE	TEAM	GP	GS	TACKLES						INTERCEPTIONS				O. FUMB			ST			MISC							
				TK	S	A	TFL	YDS	SK	YDS	QBH	NO	YDS	LG	TD	PD	FF	FR	TD	YDS	TK	S	A	FF	FR	S	A
2016	Patriots	3	2	7	5	2	0	0	0.0	0.0	0	0	0	0	0	0	0	0	0	0	0	0	0	0	0	0	0
2017	Patriots	3	3	15	7	8	0	0	0.0	0.0	0	0	0	0	0	0	0	0	0	0	0	0	0	0	0	0	0
2018	Patriots	3	1	7	6	1	1	2	0.0	0.0	0	0	0	0	0	0	0	0	0	0	0	0	0	0	0	0	0
2019	Patriots	1	1	2	1	1	0	0	0.0	0.0	0	0	0	0	0	0	0	0	0	0	0	0	0	0	0	0	0
2022	Dolphins	1	1	3	2	1	0	0	0.0	0.0	2	0	0	0	0	0	0	0	0	0	0	0	0	0	0	0	0
NFL TOTALS		11	8	34	21	13	1	2	0.0	0.0	2	0	0	0	0	0	0	0	0	0	0	0	0	0	0	0	0

SINGLE-GAME HIGHS: DEFENSIVE

- | | | | |
|------------------------|---|----------------------------------|---|
| Total Tackles | 15 at Cleveland Browns, Nov 19, 2023
11 vs. New York Jets, Dec 24, 2016 | Fumble Recoveries | 1 vs. New England Patriots, Dec 20, 2020
1 vs. Carolina Panthers, Oct 01, 2017 |
| Solo Tackles | 11 at Cleveland Browns, Nov 19, 2023
7 vs. Houston Texans, Nov 27, 2022
...1 more at 7. | Tackles For Loss | 2 at Cleveland Browns, Nov 19, 2023
2 vs. San Francisco 49ers, Sep 10, 2023
...4 more at 2. |
| Sacks | 2.0 vs. Miami Dolphins, Nov 26, 2017
1.5 vs. Jacksonville Jaguars, Oct 29, 2023
...1 more at 1.5. | Interceptions | 1 at Las Vegas Raiders, Sep 26, 2021 |
| Passes Defensed | 1 vs. Green Bay Packers, Nov 12, 2023
1 vs. New York Giants, Dec 05, 2021
...9 more at 1. | Interception Return Yards | 85 at Las Vegas Raiders, Sep 26, 2021 |
| Forced Fumbles | 1 at Buffalo Bills, Oct 31, 2021
1 at Las Vegas Raiders, Sep 26, 2021
...2 more at 1. | Special Teams Tackles | 2 vs. Houston Texans, Sep 09, 2018
1 at New England Patriots, Jan 01, 2023
...4 more at 1. |

2016 GAME-BY-GAME REGULAR-SEASON STATISTICS (PATRIOTS)

Table with columns: DATE, OPPONENT, P/S, TACKLES (TK, S, A, SK, YDS, TFL, YDS, QBH), INTERCEPTIONS (NO, YDS, LG, TD, PD), O. FUMB (FF, FR, TD, YDS), ST (TK, S, A, FF, FR), MISC (S, A), W/L, SCORE. Rows include games from 09/11 to 01/01 and a 2016 TOTALS row.

2022 GAME-BY-GAME POSTSEASON STATISTICS (DOLPHINS)

Table with columns: DATE, OPPONENT, P/S, TACKLES (TK, S, A, SK, YDS, TFL, YDS, QBH), INTERCEPTIONS (NO, YDS, LG, TD, PD), O. FUMB (FF, FR, TD, YDS), ST (TK, S, A, FF, FR), MISC (S, A), W/L, SCORE. Rows include games from 01/15 and a 2022 TOTALS row.

2019 GAME-BY-GAME POSTSEASON STATISTICS (PATRIOTS)

Table with columns: DATE, OPPONENT, P/S, TACKLES (TK, S, A, SK, YDS, TFL, YDS, QBH), INTERCEPTIONS (NO, YDS, LG, TD, PD), O. FUMB (FF, FR, TD, YDS), ST (TK, S, A, FF, FR), MISC (S, A), W/L, SCORE. Rows include game from 01/04 and a 2019 TOTALS row.

2018 GAME-BY-GAME POSTSEASON STATISTICS (PATRIOTS)

Table with columns: DATE, OPPONENT, P/S, TACKLES (TK, S, A, SK, YDS, TFL, YDS, QBH), INTERCEPTIONS (NO, YDS, LG, TD, PD), O. FUMB (FF, FR, TD, YDS), ST (TK, S, A, FF, FR), MISC (S, A), W/L, SCORE. Rows include games from 01/13 to 02/03 and a 2018 TOTALS row. Note: + - Overtime

2017 GAME-BY-GAME POSTSEASON STATISTICS (PATRIOTS)

Table with columns: DATE, OPPONENT, P/S, TACKLES (TK, S, A, SK, YDS, TFL, YDS, QBH), INTERCEPTIONS (NO, YDS, LG, TD, PD), O. FUMB (FF, FR, TD, YDS), ST (TK, S, A, FF, FR), MISC (S, A), W/L, SCORE. Rows include games from 01/13 to 02/04 and a 2017 TOTALS row.

2016 GAME-BY-GAME POSTSEASON STATISTICS (PATRIOTS)

Table with columns: DATE, OPPONENT, P/S, TACKLES (TK, S, A, SK, YDS, TFL, YDS, QBH), INTERCEPTIONS (NO, YDS, LG, TD, PD), O. FUMB (FF, FR, TD, YDS), ST (TK, S, A, FF, FR), MISC (S, A), W/L, SCORE. Rows include games from 01/14 to 02/05 and a 2016 TOTALS row. Note: + - Overtime



93

LINEBACKER

MARK ROBINSON

HEIGHT: 5-11

WEIGHT: 235

BORN: August 14, 1999

COLLEGE: Mississippi

BIRTHPLACE: Leesburg, GA

HOW ACQUIRED: D7a '22

NFL EXPERIENCE: 2nd year

PRO CAREER

- ✦ Has played in four games (two starts)
- ✦ Made NFL debut in Week 6 of 2022 (vs. Tampa Bay)
- ✦ Made NFL starting debut in Week 17 of 2022 (at Baltimore)

2022 (STEELERS)

- ✦ Registered eight tackles (three solo) and one tackle on special teams
- ✦ Had a season-high seven tackles in his first career start in Week 17 at Baltimore

TRANSACTIONS

- ✦ Signed a four-year contract with Pittsburgh on May 13, 2022
- ✦ Drafted by the Steelers in the seventh round (241st overall) of the 2022 NFL Draft

COLLEGE

- ✦ Played in 13 games (nine starts) in his only season at Ole Miss (2021)
- ✦ Registered 92 tackles (42 solo), 8.5 tackles for loss, 3.0 sacks and three QB hits
- ✦ Ranked second on the Rebels in tackles and third in TFLs
- ✦ Played two seasons as a running back at Southeast Missouri (2018-19)
- ✦ Saw action in 25 games and rushed for 909 yards and 11 TDs
- ✦ Played one season as a running back at Presbyterian College (2017)
- ✦ Saw action in all 11 games and made two starts as a freshman
- ✦ Gained 332 yards and led the team with five rushing TDs on 75 carries
- ✦ Named Big South Freshman of the Week after rushing for 86 yards and two TDs against Campbell

PERSONAL

- ✦ First-Team all-region selection at Lee County High School
- ✦ Son of Sykie Bradwell
- ✦ Full name is Mark Isaiah Robinson
- ✦ Born August 14, 1999

MARK ROBINSON'S NFL REGULAR SEASON DEFENSIVE STATISTICS

DATE	TEAM	GP	GS	TACKLES					INTERCEPTIONS					O. FUMB					ST			MISC.			
				TK	S	A	TFL	YDS	SK	YDS	QBH	NO	YDS	LG	TD	PD	FF	FR	TD	YDS	TK	S	A	FF	FR
2022	Steelers	4	2	8	3	5	0	0	0.0	0.0	0	0	0	0	0	0	0	0	1	0	1	0	0	0	0
2023	Steelers	12	0	12	8	4	0	0	0.0	0.0	0	0	0	0	0	0	0	5	3	2	0	0	0	0	
NFL TOTALS		16	2	20	11	9	0	0	0.0	0.0	0	0	0	0	0	0	0	6	3	3	0	0	0	0	

SINGLE-GAME HIGHS: DEFENSIVE

- | | | |
|---|---|--|
| <p>Total Tackles 7 vs. Arizona Cardinals, Dec 03, 2023</p> <p>7 at Baltimore Ravens, Jan 01, 2023</p> <p>Solo Tackles 4 vs. Arizona Cardinals, Dec 03, 2023</p> <p>2 vs. Green Bay Packers, Nov 12, 2023</p> <p>...2 more at 2.</p> | <p>Special Teams Tackles 2 at Las Vegas Raiders, Sep 24, 2023</p> <p>1 vs. Cleveland Browns, Jan 08, 2023</p> | |
|---|---|--|

2023 GAME-BY-GAME REGULAR-SEASON STATISTICS (STEELERS)

DATE	OPPONENT	P/S	TACKLES							INTERCEPTIONS				O. FUMB				ST				MISC		W/L	SCORE		
			TK	S	A	SK	YDS	TFL	YDS	QBH	NO	YDS	LG	TD	PD	FF	FR	TD	YDS	TK	S	A	FF			FR	S
09/10	49ers	P	0	0	0	0.0	0.0	0	0	0	0	0	0	0	0	0	0	0	0	0	0	0	0	0	0	L	7-30
09/18	Browns	P	0	0	0	0.0	0.0	0	0	0	0	0	0	0	0	0	0	0	0	0	0	0	0	0	0	W	26-22
09/24	at Raiders	P	2	2	0	0.0	0.0	0	0	0	0	0	0	0	0	0	0	0	0	0	2	2	0	0	0	W	23-18
10/01	at Texans	P	0	0	0	0.0	0.0	0	0	0	0	0	0	0	0	0	0	0	0	0	0	0	0	0	0	L	6-30
10/08	Ravens	P	0	0	0	0.0	0.0	0	0	0	0	0	0	0	0	0	0	0	0	0	0	0	0	0	0	W	17-10
10/22	at Rams	P	0	0	0	0.0	0.0	0	0	0	0	0	0	0	0	0	0	0	0	0	0	0	0	0	0	W	24-17
10/29	Jaguars	P	0	0	0	0.0	0.0	0	0	0	0	0	0	0	0	0	0	0	0	0	0	0	0	0	0	L	10-20
11/02	Titans	P	0	0	0	0.0	0.0	0	0	0	0	0	0	0	0	0	0	0	0	1	1	0	0	0	0	W	20-16
11/12	Packers	P	3	2	1	0.0	0.0	0	0	0	0	0	0	0	0	0	0	0	0	0	0	0	0	0	0	W	23-19
11/19	at Browns	P	0	0	0	0.0	0.0	0	0	0	0	0	0	0	0	0	0	0	0	1	0	1	0	0	0	L	10-13
11/26	at Bengals	P	0	0	0	0.0	0.0	0	0	0	0	0	0	0	0	0	0	0	0	0	0	0	0	0	0	W	16-10
12/03	Cardinals	P	7	4	3	0.0	0.0	0	0	0	0	0	0	0	0	0	0	0	0	1	0	1	0	0	0	L	10-24
2023 TOTALS		12-0	12	8	4	0.0	0.0	0	0	0	0	0	0	0	0	0	0	0	5	3	2	0	0	0	0	7-5	

2022 GAME-BY-GAME REGULAR-SEASON STATISTICS (STEELERS)

DATE	OPPONENT	P/S	TACKLES							INTERCEPTIONS				O. FUMB				ST				MISC		W/L	SCORE		
			TK	S	A	SK	YDS	TFL	YDS	QBH	NO	YDS	LG	TD	PD	FF	FR	TD	YDS	TK	S	A	FF			FR	S
09/11	at Bengals																									W	23-20+
09/18	Patriots																									L	14-17
09/22	at Browns																									L	17-29
10/02	Jets																									L	20-24
10/09	at Bills																									L	3-38
10/16	Buccaneers	P	0	0	0	0.0	0.0	0	0	0	0	0	0	0	0	0	0	0	0	0	0	0	0	0	0	W	20-18
10/23	at Dolphins																									L	10-16
10/30	at Eagles																									L	13-35
11/13	Saints																									W	20-10
11/20	Bengals																									L	30-37
11/28	at Colts																									W	24-17
12/04	at Falcons																									W	19-16
12/11	Ravens																									L	14-16
12/18	at Panthers	P	0	0	0	0.0	0.0	0	0	0	0	0	0	0	0	0	0	0	0	0	0	0	0	0	0	W	24-16
12/24	Raiders																									W	13-10
01/01	at Ravens	S	7	2	5	0.0	0.0	0	0	0	0	0	0	0	0	0	0	0	0	0	0	0	0	0	0	W	16-13
01/08	Browns	S	1	1	0	0.0	0.0	0	0	0	0	0	0	0	0	0	0	0	0	1	0	1	0	0	0	W	28-14
2022 TOTALS		4-2	8	3	5	0.0	0.0	0	0	0	0	0	0	0	0	0	0	0	1	0	1	0	0	0	0	9-8	

+ - Overtime



11

WIDE RECEIVER

ALLEN ROBINSON II

HEIGHT: 6-2

WEIGHT: 220

BORN: August 24, 1993

COLLEGE: Penn State

BIRTHPLACE: Detroit, MI

HOW ACQUIRED: TR '23 (LAR)

NFL EXPERIENCE: 10th year



'15

PRO CAREER

- ✦ Has played in 110 career games (105 starts) over nine seasons with Jacksonville (2014-17), Chicago (2018-21) and L.A. Rams (2022)
- ✦ Has recorded 528 career receptions for 6,748 yards (12.8 avg.) and 43 TDs; has at least one reception in all 110 career games
- ✦ His 110 consecutive games with at least one reception is the third-longest active streak to open an NFL career
- ✦ His 110 consecutive games with at least one reception is the sixth-longest active streak in the NFL
- ✦ Among active players in the NFL, ranks 15th in the League in receiving yards, 16th in receptions and 16th in TDs
- ✦ Ranked third in the NFL among wide receivers with 2,397 receiving yards during the 2019 and 2020 seasons (Stefon Diggs 2,665; DeAndre Hopkins 2,572), recording 1,147 yards in 2019 and 1,250 yards in 2020
- ✦ Fifth Bears player ever to post back-to-back 1,000 yard-seasons (2019-20)
- ✦ Tied for first in Bears history with five 10+ reception-games (Brandon Marshall and Alshon Jeffery)
- ✦ Has registered 100 or more receiving yards in 16 games since he entered the league in 2014
- ✦ Has recorded two or more receiving TDs in eight games since he entered the league in 2014, which is tied for the ninth-most over the span
- ✦ Registered four multiple TD games in Jacksonville, which are tied for the second-most in franchise history
- ✦ His 14 TD receptions in 2015 with Jacksonville set the single-season franchise record
- ✦ Captured the 2020 Brian Piccolo Award (veteran) which honors the Bears veteran who best exemplifies Piccolo's courage, loyalty, teamwork, dedication and sense of humor
- ✦ Chicago's 2019 Walter Payton Man of the Year nominee
- ✦ Received Ed Block Courage Award
- ✦ PFWA Media Good Guy award in 2019
- ✦ Selected to the 2015 Pro Bowl and captured the Ed Block Courage Award in Jacksonville
- ✦ Made NFL debut in Week 1 of 2014 (at Philadelphia)
- ✦ Made NFL starting debut in Week 3 of 2014 (vs. Indianapolis)

2022 (RAMS)

- ✦ Played in and started 10 games
- ✦ Registered 33 catches for 339 yards and three TDs before being injured following Week 11
- ✦ Reached 500 career receptions for his career in the first quarter of the Week 2 matchup against Atlanta
- ✦ Became the 160th member of the 500 catch club in NFL history
- ✦ Registered 63 yards on five catches and one TD against the Panthers in Week 6, setting a season-high in receiving yards and breaking a previous high of 53 yards set in Week 2 against the Falcons

2021 (BEARS)

- ✦ Started and played in 12 games, recording 410 receiving yards (10.8 avg.) and one TD
- ✦ Had two receptions for 24 yards and caught an 11-yard touchdown pass in the first quarter of the Week 2 win over the Bengals
- ✦ Logged a season-high 68 receiving yards on four receptions (17.0 avg.) during Monday Night Football at the Steelers in Week 9
- ✦ Inactive for Weeks 11-13 due to injury
- ✦ Converted on a two-point conversion to put the Bears up 14-0 following Damien Williams 23-yard TD reception with 0:31 to go in the first half Week 18 at Minnesota

2020 (BEARS)

- ✦ Led the team with 102 receptions (sixth in the NFL) for 1,250 yards and six TDs
- ✦ In Week 16, he reached 100 receptions on the season for the first time in his career; it marked the first 100-catch season by a Bears player since Matt Forte in 2014 (102) and the first by a WR since Brandon Marshall in 2013 (100)
- ✦ In Week 14, he eclipsed 1,000 yards on the season, becoming the fifth Bears player ever to post back-to-back 1,000-yard campaigns, joining Curtis Conway (1995-96), Marty Booker (2001-02), Brandon Marshall (2012-13), and Alshon Jeffery (2013-14)
- ✦ Joined former WR Brandon Marshall as the only Bears players to surpass season totals of 100 catches and 1,200 receiving yards (Marshall did so twice 2012-13)
- ✦ Had 22 receptions of 20+ yards, which was tied for most in Bears history (Marcus Robinson, 22, 1999)
- ✦ Finished the regular season with a catch of 20+ yards in 14 straight games, the longest such streak in Bears history
- ✦ Recorded two TDs on eight receptions for 74 yards in Week 12 at Green Bay
- ✦ Registered a career-high with 10 catches for 123 yards and a 37-yard TD in the Week 3 win over the Falcons
- ✦ Recorded 10 catches for 90 yards in the Week 5 win over the Buccaneers
- ✦ Registered another 100-yard performance in Week 4 vs. the Colts, catching seven passes for 101 yards, including one TD late in the fourth quarter; eclipsed 5,000 career receiving yards with a 27-yard grab in the second quarter
- ✦ Recorded six catches for 87 yards and a TD in the Week 8 overtime loss to the Saints; became the 17th NFL player in history to hit career totals of at least 400 receptions, 5,000 receiving yards and 35 TDs by their 80th career game

2019 (BEARS)

- ✦ Appeared in 16 games (15 starts), recording 98 receptions for 1,147 yards (11.7 avg) and seven TDs (all team highs)
- ✦ Recorded three 100-yard receiving games, including a season-high 131 in the Week 12 win over the Giants
- ✦ Registered 13 games with at least five catches, including seven games with seven or more
- ✦ Went over the 1,000-yard mark in Week 15 at Green Bay, becoming the first Bears receiver to eclipse 1,000 yards since Alshon Jeffery in 2014
- ✦ His 1,147 total receiving yards marked the second-highest of his career and he joined Brandon Marshall (2012-13) and Marty Booker (2002) as the only Bears to record 95+ receptions and 1,100 yards in a single season

2018 (BEARS)

- ✦ Appeared in 13 games (12 starts), recording 754 yards on 55 receptions (13.7 avg) and four TDs
- ✦ Hauled in 10 receptions in Week 2 vs. Seattle, which matched his career-high; added two TDs vs. Detroit
- ✦ Caught 10 passes for 143 yards in Wild Card playoff game vs. Philadelphia; the 10 receptions tied Matt Forte for most receptions in a postseason game and 143 receiving yards are most all-time in a postseason game in franchise history (passing Willie Gault - 129)

2017 (JAGUARS)

- ✦ Started the opening game, catching one pass for 17 yards before injuring his knee in the first quarter at Houston
- ✦ Placed on Injured Reserve in Week 2 for the remainder of the season

2016 (JAGUARS)

- ✦ Started all 16 games for the Jaguars, catching 73 passes for 883 yards (12.1 avg) and six TDs
- ✦ Recorded two 100+ yard receiving games
- ✦ Registered nine catches for 147 yards in Week 16 win vs. Tennessee
- ✦ Recorded nine receptions for 107 yards in Week 10 loss to Houston

2015 (JAGUARS)

- ✦ Started all 16 games, recording 80 receptions for 1,400 yards (17.5 avg) and 14 TDs
- ✦ His 14 TDs set a single-season franchise record and tied for the NFL lead (Doug Baldwin, Brandon Marshall)
- ✦ Set career-highs in receptions with 10 at Tennessee (12/6), receiving yards (155, vs. Miami 9/15) and receiving TDs (3, at Tennessee 12/6)
- ✦ Caught a career-long 90-yard TD at New Orleans
- ✦ Recorded six 100-yard receiving games, including two games with 150+ yards

2014 (JAGUARS)

- ✦ Played in 10 games (eight starts) as a rookie, recording 48 receptions for 548 yards (11.4 avg) and two TDs
- ✦ Was tied for first among rookies in receptions and fourth in receiving yards at the time of his injury

TRANSACTIONS

- ✦ Traded to the Steelers, along with a seventh-round pick (251st overall) from L.A. Rams, for a seventh-round pick (234th overall) in the 2023 NFL Draft
- ✦ Signed three-year contract with L.A. Rams on March 17, 2022
- ✦ Signed one-year franchise tag with Chicago on March 9, 2021
- ✦ Signed three-year contract with Chicago on March 13, 2018
- ✦ Signed four-year contract with Jacksonville on June 24, 2014
- ✦ Drafted by Jacksonville in the second round (61st overall) of the 2014 NFL Draft

COLLEGE

- ✦ Played in 25 games (24 starts) at Penn State
- ✦ Finished career with 177 receptions for 2,474 yards (14.0 avg) with 17 TDs
- ✦ Ranked second in school history for career receptions
- ✦ Two-time Big Ten Conference Receiver of the Year and earned first-team All-Big Ten honors in back-to-back seasons
- ✦ Third WR in school history to earn first-team All-American honors
- ✦ Led Big Ten in receptions and receiving yards in each of his last two seasons

PERSONAL

- ✦ Played football at St. Mary's Prep in Detroit, Michigan
- ✦ Led team to Michigan Division III state championship game as a senior
- ✦ Recorded 44 receptions for 720 yards as a senior
- ✦ Returned two punts for TDs and added two interceptions
- ✦ Captain of the varsity basketball team

COMMUNITY

- ✦ 2019 Walter Payton Man of the Year nominee (Chicago Bears)
- ✦ Involved in the Chicago community through the team and his "Within Reach Foundation," which aimed to provide educational opportunities and resources to low-income and inner-city Chicago students to help put success within reach
- ✦ Launched the foundation's first Reach for a Book Reading Zone in Chicago at the Gantz Boys & Girls Club
- ✦ Held fundraising event, which raised more than \$135,000 to support his mission
- ✦ Hosted Operation Elf event, during which he visited with 25 kids from Chicago Youth Centers, took them on a shopping spree and gave them each an autographed football
- ✦ Routinely purchased six tickets to home games to be donated to local charities
- ✦ Robinson's Within Reach Foundation: www.allenrobinson12.org

REGULAR SEASON COMPARISON: RECEIVING - NEW ENGLAND PATRIOTS

DATE	OPP	W/L	GP/GS	REC	YDS.	AVG.	TD	LG	TGTS	YAC
9/27/15	JAX @ NE	L	S	4	68	17.0	0	37	9	13
TOTALS		0/1	1/1	1	4	4.0	0	4	5	0

ALLEN ROBINSON II'S NFL REGULAR SEASON RUSHING/RECEIVING STATISTICS

DATE	TEAM	GP	GS	RECEIVING					RUSHING				
				NO.	YDS.	AVG.	LG	TD	NO.	YDS.	AVG.	LG	TD
2014	Jaguars	10	8	48	548	11.4	54	2	0	0	0.0	0	0
2015	Jaguars	16	16	80	1,400	17.5	90t	14	0	0	0.0	0	0
2016	Jaguars	16	16	73	883	12.1	42	6	0	0	0.0	0	0
2017	Jaguars	1	1	1	17	17.0	17	0	0	0	0.0	0	0
2018	Bears	13	12	55	754	13.7	43	4	1	9	9.0	9	0
2019	Bears	16	15	98	1,147	11.7	49	7	1	2	2.0	2	0
2020	Bears	16	16	102	1,250	12.3	42	6	1	-1	-1.0	-1	0
2021	Bears	12	12	38	410	10.8	39	1	0	0	0.0	0	0
2022	Rams	10	10	33	339	10.3	29	3	0	0	0.0	0	0
2023	Steelers	12	12	26	204	7.8	31	0	0	0	0.0	0	0
NFL TOTALS		122	118	554	6,952	12.5	90T	43	3	10	3.3	9	0

ALLEN ROBINSON II'S NFL POSTSEASON RUSHING/RECEIVING STATISTICS

DATE	TEAM	GP	GS	RECEIVING					RUSHING				
				NO.	YDS.	AVG.	LG	TD	NO.	YDS.	AVG.	LG	TD
2017	Jaguars	0	0	0	0	0.0	0	0	0	0	0.0	0	0
2018	Bears	1	1	10	143	14.3	45	1	0	0	0.0	0	0
2020	Bears	1	1	6	55	9.2	21	0	0	0	0.0	0	0
NFL TOTALS		2	2	16	198	12.4	45	1	0	0	0.0	0	0

ALLEN ROBINSON II'S NFL REGULAR SEASON RETURN STATISTICS

DATE	TEAM	KICKOFF RETURNS					PUNT RETURNS					
		RET.	YDS.	AVG.	LG	TD	NO.	FC	YDS.	AVG.	LG	TD
2014	Jaguars	0	0	0.0	0	0	0	0	0	0.0	0	0
2015	Jaguars	0	0	0.0	0	0	0	0	0	0.0	0	0
2016	Jaguars	0	0	0.0	0	0	0	0	0	0.0	0	0
2017	Jaguars	0	0	0.0	0	0	0	0	0	0.0	0	0
2018	Bears	0	0	0.0	0	0	0	0	0	0.0	0	0
2019	Bears	0	0	0.0	0	0	0	0	0	0.0	0	0
2020	Bears	0	0	0.0	0	0	0	0	0	0.0	0	0
2021	Bears	0	0	0.0	0	0	0	0	0	0.0	0	0
2022	Rams	0	0	0.0	0	0	0	0	0	0.0	0	0
2023	Steelers	0	0	0.0	0	0	0	0	0	0.0	0	0
NFL TOTALS		0	0	0.0	0	0	0	0	0	0.0	0	0

ALLEN ROBINSON II'S NFL POSTSEASON RETURN STATISTICS

DATE	TEAM	KICKOFF RETURNS					PUNT RETURNS					
		RET.	YDS.	AVG.	LG	TD	NO.	FC	YDS.	AVG.	LG	TD
2017	Jaguars	0	0	0.0	0	0	0	0	0	0.0	0	0
2018	Bears	0	0	0.0	0	0	0	0	0	0.0	0	0
2020	Bears	0	0	0.0	0	0	0	0	0	0.0	0	0
NFL TOTALS		0	0	0.0	0	0	0	0	0	0.0	0	0

SINGLE-GAME HIGHS: RUSHING/RECEIVING

Rush Attempts	1 at Detroit Lions, Sep 13, 2020 1 at Minnesota Vikings, Dec 29, 2019 ...1 more at 1.	Longest Receptions	90t at New Orleans Saints, Dec 27, 2015 54 at Washington Redskins, Sep 14, 2014
Rushing Yards	9 at San Francisco 49ers, Dec 23, 2018 2 at Minnesota Vikings, Dec 29, 2019	Receiving TDs	3 at Tennessee Titans, Dec 06, 2015 2 at Green Bay Packers, Nov 29, 2020 ...6 more at 2.
Longest Runs	9 at San Francisco 49ers, Dec 23, 2018 2 at Minnesota Vikings, Dec 29, 2019	All-Purpose Yards	155 vs. Miami Dolphins, Sep 20, 2015 153 at Tennessee Titans, Dec 06, 2015
Receptions	10 at Jacksonville Jaguars, Dec 27, 2020 10 vs. Tampa Bay Buccaneers, Oct 08, 2020 ...4 more at 10.	Most TDs	3 at Tennessee Titans, Dec 06, 2015 2 at Green Bay Packers, Nov 29, 2020 ...6 more at 2.
Receiving Yards	155 vs. Miami Dolphins, Sep 20, 2015 153 at Tennessee Titans, Dec 06, 2015	Miscellaneous Tackles	1 vs. New York Giants, Jan 02, 2022 1 at Tampa Bay Buccaneers, Oct 24, 2021 ...7 more at 1.
Receiving Average	25.8 vs. Miami Dolphins, Sep 20, 2015 25.2 at New Orleans Saints, Dec 27, 2015		

SINGLE-GAME HIGHS - POSTSEASON: RECEIVING

Receptions	10 vs. Philadelphia Eagles, Jan 06, 2019 6 at New Orleans Saints, Jan 10, 2021	Receiving TDs	1 vs. Philadelphia Eagles, Jan 06, 2019
Receiving Yards	143 vs. Philadelphia Eagles, Jan 06, 2019 55 at New Orleans Saints, Jan 10, 2021	All-Purpose Yards	143 vs. Philadelphia Eagles, Jan 06, 2019 55 at New Orleans Saints, Jan 10, 2021
Receiving Average	14.3 vs. Philadelphia Eagles, Jan 06, 2019 9.2 at New Orleans Saints, Jan 10, 2021	Most TDs	1 vs. Philadelphia Eagles, Jan 06, 2019
Longest Receptions	45 vs. Philadelphia Eagles, Jan 06, 2019 25 vs. Philadelphia Eagles, Jan 06, 2019 22t vs. Philadelphia Eagles, Jan 06, 2019 21 at New Orleans Saints, Jan 10, 2021 15 at New Orleans Saints, Jan 10, 2021		

100-YARD RECEIVING GAMES (16): REGULAR SEASON

DATE	TEAM	NO.	YDS.	AVG.	LG	TD
09/20/15	DOLPHINS	6	155	25.8	52	2
11/08/15	at Jets	6	121	20.2	44	0
11/19/15	TITANS	5	113	22.6	38	0
12/06/15	at Titans	10	153	15.3	44	3
12/27/15	at Saints	6	151	25.2	90t	1
01/03/16	at Texans	5	108	21.6	36	0
11/13/16	TEXANS	9	107	11.9	19	1
12/24/16	TITANS	9	147	16.3	37	0
11/11/18	LIONS	6	133	22.2	36t	2
09/05/19	PACKERS	7	102	14.6	27	0
11/24/19	GIANTS	6	131	21.8	49	1
12/15/19	at Packers	7	125	17.9	34	0
09/27/20	at Falcons	10	123	12.3	37t	1
10/04/20	COLTS	7	101	14.4	27	1
12/13/20	TEXANS	9	123	13.7	35	1
12/27/20	at Jaguars	10	103	10.3	21	0

100-YARD RECEIVING GAMES (1): POSTSEASON

DATE	TEAM	NO.	YDS.	AVG.	LG	TD
01/06/19	EAGLES	10	143	14.3	45	1

2023 GAME-BY-GAME REGULAR-SEASON STATISTICS (STEELERS)

DATE	OPPONENT	P/S	RECEIVING					RUSHING					W/L	SCORE
			NO.	YDS.	AVG.	LG	TD	NO.	YDS.	AVG.	LG	TD		
09/10	49ers	S	5	64	12.8	31	0	0	0	0.0	0	0	L	7-30
09/18	Browns	S	2	12	6.0	7	0	0	0	0.0	0	0	W	26-22
09/24	at Raiders	S	4	24	6.0	8	0	0	0	0.0	0	0	W	23-18
10/01	at Texans	S	1	8	8.0	8	0	0	0	0.0	0	0	L	6-30
10/08	Ravens	S	5	29	5.8	10	0	0	0	0.0	0	0	W	17-10
10/22	at Rams	S	1	7	7.0	7	0	0	0	0.0	0	0	W	24-17
10/29	Jaguars	S	0	0	0.0	0	0	0	0	0.0	0	0	L	10-20
11/02	Titans	S	1	10	10.0	10	0	0	0	0.0	0	0	W	20-16
11/12	Packers	S	0	0	0.0	0	0	0	0	0.0	0	0	W	23-19
11/19	at Browns	S	3	20	6.7	11	0	0	0	0.0	0	0	L	10-13
11/26	at Bengals	S	1	11	11.0	11	0	0	0	0.0	0	0	W	16-10
12/03	Cardinals	S	3	19	6.3	8	0	0	0	0.0	0	0	L	10-24
2023 TOTALS		12-12	26	204	7.8	31	0	0	0	0.0	0	0	7-5	

2022 GAME-BY-GAME REGULAR-SEASON STATISTICS (RAMS)

DATE	OPPONENT	P/S	RECEIVING					RUSHING					W/L	SCORE
			NO.	YDS.	AVG.	LG	TD	NO.	YDS.	AVG.	LG	TD		
09/08	Bills	S	1	12	12.0	12	0	0	0	0.0	0	0	L	10-31
09/18	Falcons	S	4	53	13.3	29	1	0	0	0.0	0	0	W	31-27
09/25	at Cardinals	S	2	23	11.5	15	0	0	0	0.0	0	0	W	20-12
10/03	at 49ers	S	2	7	3.5	5	0	0	0	0.0	0	0	L	9-24
10/09	Cowboys	S	3	12	4.0	6	0	0	0	0.0	0	0	L	10-22
10/16	Panthers	S	5	63	12.6	22	1	0	0	0.0	0	0	W	24-10
10/30	49ers	S	5	54	10.8	23	0	0	0	0.0	0	0	L	14-31
11/06	at Buccaneers	S	3	24	8.0	15	0	0	0	0.0	0	0	L	13-16
11/13	Cardinals	S	4	44	11.0	14	0	0	0	0.0	0	0	L	17-27
11/20	at Saints	S	4	47	11.8	17	1	0	0	0.0	0	0	L	20-27
11/27	at Chiefs							ON INACTIVE LIST					L	10-26
12/04	Seahawks							DID NOT PLAY					L	23-27
12/08	Raiders							DID NOT PLAY					W	17-16
12/19	at Packers							DID NOT PLAY					L	12-24
12/25	Broncos							DID NOT PLAY					W	51-14
01/01	at Chargers							INJURED RESERVE					L	10-31
01/08	at Seahawks							INJURED RESERVE					L	16-19+
2022 TOTALS		10-10	33	339	10.3	29	3	0	0	0.0	0	0	5-12	

+ - Overtime

2021 GAME-BY-GAME REGULAR-SEASON STATISTICS (BEARS)

DATE	OPPONENT	P/S	RECEIVING					RUSHING					W/L	SCORE
			NO.	YDS.	AVG.	LG	TD	NO.	YDS.	AVG.	LG	TD		
09/12	at Rams	S	6	35	5.8	9	0	0	0.0	0	0	0	L	14-34
09/19	Bengals	S	2	24	12.0	13	1	0	0.0	0.0	0	0	W	20-17
09/26	at Browns	S	2	27	13.5	18	0	0	0.0	0.0	0	0	L	6-26
10/03	Lions	S	3	63	21.0	28	0	0	0.0	0.0	0	0	W	24-14
10/10	at Raiders	S	4	32	8.0	12	0	0	0.0	0.0	0	0	W	20-9
10/17	Packers	S	4	53	13.3	20	0	0	0.0	0.0	0	0	L	14-24
10/24	at Buccaneers	S	2	16	8.0	12	0	0	0.0	0.0	0	0	L	3-38
10/31	49ers	S	3	21	7.0	10	0	0	0.0	0.0	0	0	L	22-33
11/08	at Steelers	S	4	68	17.0	39	0	0	0.0	0.0	0	0	L	27-29
11/21	Ravens												L	13-16
11/25	at Lions												W	16-14
12/05	Cardinals												L	22-33
12/12	at Packers	S	2	14	7.0	8	0	0	0.0	0.0	0	0	L	30-45
12/20	Vikings												L	9-17
12/26	at Seahawks												W	25-24
01/02	Giants	S	4	35	8.8	13	0	0	0.0	0.0	0	0	W	29-3
01/09	at Vikings	S	2	22	11.0	16	0	0	0.0	0.0	0	0	L	17-31
2021 TOTALS		12-12	38	410	10.8	39	1	0	0	0.0	0	0	6-11	

2020 GAME-BY-GAME REGULAR-SEASON STATISTICS (BEARS)

DATE	OPPONENT	P/S	RECEIVING					RUSHING					W/L	SCORE
			NO.	YDS.	AVG.	LG	TD	NO.	YDS.	AVG.	LG	TD		
09/13	at Lions	S	5	74	14.8	22	0	1	-1	-1.0	-1	0	W	27-23
09/20	Giants	S	3	33	11.0	17	0	0	0.0	0.0	0	0	W	17-13
09/27	at Falcons	S	10	123	12.3	37t	1	0	0.0	0.0	0	0	W	30-26
10/04	Colts	S	7	101	14.4	27	1	0	0.0	0.0	0	0	L	11-19
10/08	Buccaneers	S	10	90	9.0	24	0	0	0.0	0.0	0	0	W	20-19
10/18	at Panthers	S	5	53	10.6	23	0	0	0.0	0.0	0	0	W	23-16
10/26	at Rams	S	4	70	17.5	42	0	0	0.0	0.0	0	0	L	10-24
11/01	Saints	S	6	87	14.5	28	1	0	0.0	0.0	0	0	L	23-26+
11/08	at Titans	S	7	81	11.6	27	0	0	0.0	0.0	0	0	L	17-24
11/16	Vikings	S	6	43	7.2	24	0	0	0.0	0.0	0	0	L	13-19
11/29	at Packers	S	8	74	9.3	20	2	0	0.0	0.0	0	0	L	25-41
12/06	Lions	S	6	75	12.5	21	0	0	0.0	0.0	0	0	L	30-34
12/13	Texans	S	9	123	13.7	35	1	0	0.0	0.0	0	0	W	36-7
12/20	at Vikings	S	4	83	20.8	35	0	0	0.0	0.0	0	0	W	33-27
12/27	at Jaguars	S	10	103	10.3	21	0	0	0.0	0.0	0	0	W	41-17
01/03	Packers	S	2	37	18.5	23	0	0	0.0	0.0	0	0	L	16-35
2020 TOTALS		16-16	102	1,250	12.3	42	6	1	-1	-1.0	-1	0	8-8	

+ - Overtime

2019 GAME-BY-GAME REGULAR-SEASON STATISTICS (BEARS)

DATE	OPPONENT	P/S	RECEIVING					RUSHING					W/L	SCORE
			NO.	YDS.	AVG.	LG	TD	NO.	YDS.	AVG.	LG	TD		
09/05	Packers	P	7	102	14.6	27	0	0	0.0	0.0	0	0	L	3-10
09/15	at Broncos	S	4	41	10.3	25	0	0	0.0	0.0	0	0	W	16-14
09/23	at Redskins	S	6	60	10.0	14	0	0	0.0	0.0	0	0	W	31-15
09/29	Vikings	S	7	77	11.0	25	0	0	0.0	0.0	0	0	W	16-6
10/06	at Raiders	S	7	97	13.9	32	2	0	0.0	0.0	0	0	L	21-24
10/20	Saints	S	10	87	8.7	17	1	0	0.0	0.0	0	0	L	25-36
10/27	Chargers	S	5	62	12.4	31	0	0	0.0	0.0	0	0	L	16-17
11/03	at Eagles	S	1	6	6.0	6	0	0	0.0	0.0	0	0	L	14-22
11/10	Lions	S	6	86	14.3	33	0	0	0.0	0.0	0	0	W	20-13
11/17	at Rams	S	4	15	3.8	6	0	0	0.0	0.0	0	0	L	7-17
11/24	Giants	S	6	131	21.8	49	1	0	0.0	0.0	0	0	W	19-14
11/28	at Lions	S	8	86	10.8	16	1	0	0.0	0.0	0	0	W	24-20
12/05	Cowboys	S	5	48	9.6	22	2	0	0.0	0.0	0	0	W	31-24
12/15	at Packers	S	7	125	17.9	34	0	0	0.0	0.0	0	0	L	13-21
12/22	Chiefs	S	6	53	8.8	17	0	0	0.0	0.0	0	0	L	3-26
12/29	at Vikings	S	9	71	7.9	18	0	1	2	2.0	2	0	W	21-19
2019 TOTALS		16-15	98	1,147	11.7	49	7	1	2	2.0	2	0	8-8	

2018 GAME-BY-GAME REGULAR-SEASON STATISTICS (BEARS)

DATE	OPPONENT	P/S	RECEIVING					RUSHING					W/L	SCORE
			NO.	YDS.	AVG.	LG	TD	NO.	YDS.	AVG.	LG	TD		
09/09	at Packers	P	4	61	15.3	33	0	0	0	0.0	0	0	L	23-24
09/17	Seahawks	S	10	83	8.3	14	0	0	0	0.0	0	0	W	24-17
09/23	at Cardinals	S	3	50	16.7	39	0	0	0	0.0	0	0	W	16-14
09/30	Buccaneers	S	2	23	11.5	14t	1	0	0	0.0	0	0	W	48-10
10/14	at Dolphins	S	5	64	12.8	21	1	0	0	0.0	0	0	L	28-31+
10/21	Patriots	S	1	4	4.0	4	0	0	0	0.0	0	0	L	31-38
10/28	Jets												W	24-10
11/04	at Bills												W	41-9
11/11	Lions	S	6	133	22.2	36t	2	0	0	0.0	0	0	W	34-22
11/18	Vikings	S	3	39	13.0	17	0	0	0	0.0	0	0	W	25-20
11/22	at Lions	S	2	37	18.5	29	0	0	0	0.0	0	0	W	23-16
12/02	at Giants	S	5	79	15.8	30	0	0	0	0.0	0	0	L	27-30+
12/09	Rams	S	5	42	8.4	14	0	0	0	0.0	0	0	W	15-6
12/16	Packers	S	3	54	18.0	30	0	0	0	0.0	0	0	W	24-17
12/23	at 49ers	S	6	85	14.2	43	0	1	9	9.0	9	0	W	14-9
12/30	at Vikings												W	24-10
ON INACTIVE LIST														
2018 TOTALS		13-12	55	754	13.7	43	4	1	9	9.0	9	0	12-4	

+ - Overtime

2017 GAME-BY-GAME REGULAR-SEASON STATISTICS (JAGUARS)

DATE	OPPONENT	P/S	RECEIVING					RUSHING					W/L	SCORE
			NO.	YDS.	AVG.	LG	TD	NO.	YDS.	AVG.	LG	TD		
09/10	at Texans	S	1	17	17.0	17	0	0	0	0.0	0	0	W	29-7
09/17	Titans												L	16-37
09/24	Ravens												W	44-7
10/01	at Jets												L	20-23+
10/08	at Steelers												W	30-9
10/15	Rams												L	17-27
10/22	at Colts												W	27-0
11/05	Bengals												W	23-7
11/12	Chargers												W	20-17+
11/19	at Browns												W	19-7
11/26	at Cardinals												L	24-27
12/03	Colts												W	30-10
12/10	Seahawks												W	30-24
12/17	Texans												W	45-7
12/24	at 49ers												L	33-44
12/31	at Titans												L	10-15
2017 TOTALS		1-1	1	17	17.0	17	0	0	0	0.0	0	0	10-6	

+ - Overtime

2016 GAME-BY-GAME REGULAR-SEASON STATISTICS (JAGUARS)

DATE	OPPONENT	P/S	RECEIVING					RUSHING					W/L	SCORE
			NO.	YDS.	AVG.	LG	TD	NO.	YDS.	AVG.	LG	TD		
09/11	Packers	S	6	72	12.0	22	0	0	0	0.0	0	0	L	23-27
09/18	at Chargers	S	3	54	18.0	35	0	0	0	0.0	0	0	L	14-38
09/25	Ravens	S	7	57	8.1	14	2	0	0	0.0	0	0	L	17-19
10/02	Colts	S	5	55	11.0	17	1	0	0	0.0	0	0	W	30-27
10/16	at Bears	S	3	49	16.3	18	0	0	0	0.0	0	0	W	17-16
10/23	Raiders	S	2	9	4.5	5	0	0	0	0.0	0	0	L	16-33
10/27	at Titans	S	6	70	11.7	21	0	0	0	0.0	0	0	L	22-36
11/06	at Chiefs	S	7	76	10.9	20	1	0	0	0.0	0	0	L	14-19
11/13	Texans	S	9	107	11.9	19	1	0	0	0.0	0	0	L	21-24
11/20	at Lions	S	3	18	6.0	11	1	0	0	0.0	0	0	L	19-26
11/27	at Bills	S	2	24	12.0	24	0	0	0	0.0	0	0	L	21-28
12/04	Broncos	S	3	31	10.3	21	0	0	0	0.0	0	0	L	10-20
12/11	Vikings	S	1	17	17.0	17	0	0	0	0.0	0	0	L	16-25
12/18	at Texans	S	2	15	7.5	9	0	0	0	0.0	0	0	L	20-21
12/24	Titans	S	9	147	16.3	37	0	0	0	0.0	0	0	W	38-17
01/01	at Colts	S	5	82	16.4	42	0	0	0	0.0	0	0	L	20-24
2016 TOTALS		16-16	73	883	12.1	42	6	0	0	0.0	0	0	3-13	

2015 GAME-BY-GAME REGULAR-SEASON STATISTICS (JAGUARS)

DATE	OPPONENT	P/S	RECEIVING					RUSHING					W/L	SCORE
			NO.	YDS.	AVG.	LG	TD	NO.	YDS.	AVG.	LG	TD		
09/13	Panthers	S	1	27	27.0	27	0	0	0	0.0	0	0	L	9-20
09/20	Dolphins	S	6	155	25.8	52	2	0	0	0.0	0	0	W	23-20
09/27	at Patriots	S	4	68	17.0	37	0	0	0	0.0	0	0	L	17-51
10/04	at Colts	S	4	80	20.0	48	0	0	0	0.0	0	0	L	13-16+
10/11	at Buccaneers	S	7	72	10.3	21	2	0	0	0.0	0	0	L	31-38
10/18	Texans	S	6	86	14.3	25	1	0	0	0.0	0	0	L	20-31
10/25	Bills	S	6	98	16.3	23	1	0	0	0.0	0	0	W	34-31
11/08	at Jets	S	6	121	20.2	44	0	0	0	0.0	0	0	L	23-28
11/15	at Ravens	S	5	51	10.2	16	1	0	0	0.0	0	0	W	22-20
11/19	Titans	S	5	113	22.6	38	0	0	0	0.0	0	0	W	19-13
11/29	Chargers	S	5	56	11.2	25	1	0	0	0.0	0	0	L	25-31
12/06	at Titans	S	10	153	15.3	44	3	0	0	0.0	0	0	L	39-42
12/13	Colts	S	1	4	4.0	4t	1	0	0	0.0	0	0	W	51-16
12/20	Falcons	S	3	57	19.0	25	1	0	0	0.0	0	0	L	17-23
12/27	at Saints	S	6	151	25.2	90t	1	0	0	0.0	0	0	L	27-38
01/03	at Texans	S	5	108	21.6	36	0	0	0	0.0	0	0	L	6-30
2015 TOTALS		16-16	80	1,400	17.5	90T	14	0	0	0.0	0	0	5-11	

+ - Overtime

2014 GAME-BY-GAME REGULAR-SEASON STATISTICS (JAGUARS)

DATE	OPPONENT	P/S	RECEIVING					RUSHING					W/L	SCORE
			NO.	YDS.	AVG.	LG	TD	NO.	YDS.	AVG.	LG	TD		
09/07	at Eagles	P	1	0	0.0	0	0	0	0	0.0	0	0	L	17-34
09/14	at Redskins	P	4	75	18.8	54	0	0	0	0.0	0	0	L	10-41
09/21	Colts	S	7	79	11.3	21	0	0	0	0.0	0	0	L	17-44
09/28	at Chargers	S	5	38	7.6	14	0	0	0	0.0	0	0	L	14-33
10/05	Steelers	S	5	51	10.2	17	0	0	0	0.0	0	0	L	9-17
10/12	at Titans	S	8	68	8.5	15	0	0	0	0.0	0	0	L	14-16
10/19	Browns	S	4	60	15.0	31t	1	0	0	0.0	0	0	W	24-6
10/26	Dolphins	S	5	82	16.4	48t	1	0	0	0.0	0	0	L	13-27
11/02	at Bengals	S	4	35	8.8	13	0	0	0	0.0	0	0	L	23-33
11/09	Cowboys	S	5	60	12.0	31	0	0	0	0.0	0	0	L	17-31
2014 TOTALS		10-8	48	548	11.4	54	2	0	0	0.0	0	0	1-9	

2020 GAME-BY-GAME POSTSEASON STATISTICS (BEARS)


DATE	OPPONENT	P/S	RECEIVING					RUSHING					W/L	SCORE
			NO.	YDS.	AVG.	LG	TD	NO.	YDS.	AVG.	LG	TD		
01/10	at Saints	S	6	55	9.2	21	0	0	0	0.0	0	0	L	9-21
2020 TOTALS		1-1	6	55	9.2	21	0	0	0	0.0	0	0	0-1	

2018 GAME-BY-GAME POSTSEASON STATISTICS (BEARS)

DATE	OPPONENT	P/S	RECEIVING					RUSHING					W/L	SCORE
			NO.	YDS.	AVG.	LG	TD	NO.	YDS.	AVG.	LG	TD		
01/06	Eagles	S	10	143	14.3	45	1	0	0	0.0	0	0	L	15-16
2018 TOTALS		1-1	10	143	14.3	45	1	0	0	0.0	0	0	0-1	

2017 GAME-BY-GAME POSTSEASON STATISTICS (JAGUARS)

DATE	OPPONENT	P/S	RECEIVING					RUSHING					W/L	SCORE
			NO.	YDS.	AVG.	LG	TD	NO.	YDS.	AVG.	LG	TD		
01/07	Bills												W	10-3
01/14	at Steelers												W	45-42
01/21	at Patriots												L	20-24
2017 TOTALS		0-0	0	0	0.0	0	0	0	0	0.0	0	0	2-1	



2

QUARTERBACK

MASON RUDOLPH

HEIGHT: 6-5	BIRTHPLACE: Rock Hill, SC
WEIGHT: 235	HOW ACQUIRED: D3a '18
BORN: June 17, 1995	NFL EXPERIENCE: 6th year
COLLEGE: Oklahoma State	

PRO CAREER

- ✦ Career regular-season record as a starter: 5-4-1 (.550); 5-3 (.625) in '19, 0-1 (.000) in '20 and 0-0-1 (.500) in '21
- ✦ Played in 17 games (10 starts) over his four-year NFL career
- ✦ Completed 236-of-384 passes (61.5 percent) for 2,366 yards and 16 TDs in his career
- ✦ Set franchise records for a QB in first career home start (9/30/19 vs Cincinnati) in completions (24), completion percentage (85.7), and QB rating (124.6)
- ✦ Set single-game career high in passing yards (315) at Cleveland in Week 17 of 2020 (1/3/21)
- ✦ Set single-game career high in pass attempts (44) at Cleveland in Week 11 of 2019 (11/14/19)
- ✦ Set single-game career high in completions (26) vs. Indianapolis in Week 9 of 2019 (11/3/19)
- ✦ Registered five multi-TD passing games
- ✦ First quarterback in NFL history to register his first two career wins on Monday Night Football
- ✦ Third quarterback since the 1970 NFL-AFL merger to record a passer rating of at least 81.4 and throw a TD in each of his first seven career starts
- ✦ Fifth quarterback since the 1970 NFL-AFL merger to throw a TD in each of his first eight career games (Jay Cutler, Mike Glennon, Oliver Luck and Mark Rypien)
- ✦ Made NFL debut in Week 2 of 2019 (vs. Seattle)
- ✦ Made NFL starting debut in Week 3 of 2019 (at San Francisco)

2022 (STEELERS)

- ✦ Was inactive for all 17 regular-season games

2021 (STEELERS)

- ✦ Played in two games and started one contest (Week 10 vs. Detroit)
- ✦ Completed 30-of-50 passes for 242 yards and one TD with one interception; also rushed for 36 yards, including a career-long run of 26 yards
- ✦ Completed 5-of-8 passes for 35 yards in Week 16 at Kansas City; also recorded a 17-yard run

2020 (STEELERS)

- ✦ Played in five games (one start)
- ✦ Finished the season with 25 completions for 324 yards and two TDs with one interception
- ✦ Completed 22-of-39 passes for 315 yards and two TDs with one interception in only start of the season (Week 17 at Cleveland)
- ✦ First career 300-yard passing game

2019 (STEELERS)

- ✦ Played in 10 games (eight starts)
- ✦ Finished the season with 176 completions for 1,765 yards and 13 TDs with 9 interceptions
- ✦ Had a season long-pass in Week 3 at San Francisco when he connected with JuJu Smith-Schuster for a 76-yard TD
- ✦ Recorded a season-high 26 completions and a TD in a win vs. Indianapolis in Week 9
- ✦ Started twice on Monday Night Football and had a career-high 124.6 passer rating vs. Miami in Week 9
- ✦ Made his NFL debut, entering the game in the second half for an injured Ben Roethlisberger and completed 12-of-19 passes for 112 yards, two TDs, one interception and a passer rating of 92.4 in Week 2
- ✦ Completed 14-of-27 passes for 174 yards and 2 TDs in first career start (Week 3)
- ✦ Tied franchise record for TD passes in first career start (tied with Ron Smith, 1966; Rudy Bukich, 1960; Scott Campbell, 1985) with scoring throws from 76 and 39 yards
- ✦ Completed 24-of-28 passes for 229 yards, two TDs and no interceptions for a passer rating of 124.6 in his first start at home (vs. Cincinnati in Week 4)
- ✦ Set franchise records for a QB in first career home start in completions (24), completion percentage (85.7), and QB rating (124.6)
- ✦ His 85.7 completion percentage is tied with QB Ben Roethlisberger (85.7 vs. Miami, Nov. 26, 2007) for the third-highest in franchise history
- ✦ Completed 17-of-18 passes for 133 yards and one TD in the first half vs. Miami

2018 (STEELERS)

- ✦ Was inactive for all 16 regular-season games

TRANSACTIONS

- ✦ Signed a one-year contract with Pittsburgh on May 16, 2023
- ✦ Signed a one-year contract extension with the Steelers on Apr. 29, 2021
- ✦ Signed a four-year contract with Pittsburgh on May 23, 2018
- ✦ Drafted by the Steelers in the third round (76th overall) of the 2018 NFL Draft

COLLEGE

- ★ Led the Cowboys to a 32-9 record as a starting quarterback becoming the winningest QB in school history
- ★ Notched 10 wins in games in which Oklahoma State trailed during the second half
- ★ Finished his career holding no fewer than 54 school records, including single-season and career marks for passing yards, passing TDs and pass efficiency
- ★ Ranked fourth in Big-12 history with 13,618 career passing yards and third with a 324.2 passing yards per game average
- ★ Recipient of the 2017 Johnny Unitas Golden Arm Award, the Fellowship of Christian Athletes' Bobby Bowden Award and the Sammy Baugh Award
- ★ Led the FBS with 4,904 passing yards, earning second-team All-Big-12 honors by the coaches in 2017
- ★ Broke Barry Sanders' school record for TDs responsible for with 47
- ★ Teamed with receivers James Washington and Marcell Ateman and running back Justice Hall to make Oklahoma State the first Big 12 school in conference history with a 4,000-yard passer, two 1,000-yard receivers and a 1,000-yard running back in the same year (2017)
- ★ Tabbed the school's 2016 Offensive MVP by the coaching staff
- ★ Only player in the country to throw for at least 4,000 passing yards while throwing less than five interceptions
- ★ His 4,091 passing yards ranked eighth in the nation and third-most in school history for a single-season
- ★ Second-team Academic All-Big 12 honoree in 2015, throwing for 3,770 yards on 264 completions and 21 TDs
- ★ Threw for 299 yards, along with two TDs, in the Cactus Bowl vs. Washington – the most passing yards by a Cowboy freshman in a bowl game

PERSONAL

- ★ Attended Northwestern High School (S.C)
- ★ Led school to a 62-35 win over Stratford in the South Carolina Class 4A Division II Championship, completing 40-of-57 passes for 488 yards with eight TD passes
- ★ Racked up 4,377 passing yards on 350 completions with 64 TDs as a senior, while rushing for 543 yards (129 carries) and 16 TDs
- ★ "Mr. Football" award finalist in South Carolina and MVP of the Shrine Bowl of the Carolinas
- ★ Son of Brett and Jamie Rudolph
- ★ Mother ran track at Liberty University and dad played football at the University of North Carolina
- ★ Graduated with a degree in marketing

MASON RUDOLPH'S NFL REGULAR SEASON PASSING STATISTICS

DATE	TEAM	GP	GS	ATT.	CMP.	PCT.	YDS	AVG.	TD	INT.	LG	SK	LST	RATE
2018	Steelers	0	0	0	0	0.0	0	0.0	0	0	0	0	0	0.0
2019	Steelers	10	8	283	176	62.2	1,765	6.2	13	9	76T	15	124	82.0
2020	Steelers	5	1	43	25	58.1	324	7.5	2	1	47	1	8	87.7
2021	Steelers	2	1	58	35	60.3	277	4.8	1	1	36	0	0	70.8
2022	Steelers	0	0	0	0	0.0	0	0.0	0	0	0	0	0	0.0
2023	Steelers	0	0	0	0	0.0	0	0.0	0	0	0	0	0	0.0
TOTALS		17	10	384	236	61.5	2,366	6.2	16	11	76T	16	132	80.9

MASON RUDOLPH'S NFL POSTSEASON PASSING STATISTICS

DATE	TEAM	GP	GS	ATT.	CMP.	PCT.	YDS	AVG.	TD	INT.	LG	SK	LST	RATE
2020	Steelers	0	0	0	0	0.0	0	0.0	0	0	0	0	0	0.0
2021	Steelers	0	0	0	0	0.0	0	0.0	0	0	0	0	0	0.0
TOTALS		0	0	0	0	0.0	0	0.0	0	0	0	0	0	0.0

MASON RUDOLPH'S NFL REGULAR SEASON RUSHING STATISTICS

DATE	TEAM	NO.	YDS.	AVG.	LG	TD
2018	Steelers	0	0	0.0	0	0
2019	Steelers	21	42	2.0	13	0
2020	Steelers	7	-6	-0.9	1	0
2021	Steelers	5	53	10.6	26	0
2022	Steelers	0	0	0.0	0	0
2023	Steelers	0	0	0.0	0	0
TOTALS		33	89	2.7	26	0

MASON RUDOLPH'S NFL POSTSEASON RUSHING STATISTICS

DATE	TEAM	NO.	YDS.	AVG.	LG	TD
2020	Steelers	0	0	0.0	0	0
2021	Steelers	0	0	0.0	0	0
TOTALS		0	0	0.0	0	0

MASON RUDOLPH'S NFL REGULAR SEASON PASSING/RUSHING STATISTICS

DATE	TEAM	GP	GS	PASSING										RUSHING					
				ATT.	CMP.	PCT.	YDS	AVG.	TD	INT.	LG	SK	LST	RATE	NO.	YDS.	AVG.	LG	TD
2018	Steelers	0	0	0	0	0.0	0	0.0	0	0	0	0	0	0.0	0	0	0.0	0	0
2019	Steelers	10	8	283	176	62.2	1,765	6.2	13	9	76T	15	124	82.0	21	42	2.0	13	0
2020	Steelers	5	1	43	25	58.1	324	7.5	2	1	47	1	8	87.7	7	-6	-0.9	1	0
2021	Steelers	2	1	58	35	60.3	277	4.8	1	1	36	0	0	70.8	5	53	10.6	26	0
2022	Steelers	0	0	0	0	0.0	0	0.0	0	0	0	0	0	0.0	0	0	0.0	0	0
2023	Steelers	0	0	0	0	0.0	0	0.0	0	0	0	0	0	0.0	0	0	0.0	0	0
TOTALS		17	10	384	236	61.5	2,366	6.2	16	11	76T	16	132	80.9	33	89	2.7	26	0

MASON RUDOLPH'S NFL POSTSEASON PASSING/RUSHING STATISTICS																				
DATE	TEAM	GP	GS	PASSING											RUSHING					
				ATT.	CMP.	PCT.	YDS	AVG.	TD	INT.	LG	SK	LST	RATE	NO.	YDS.	AVG.	LG	TD	
2020	Steelers	0	0	0	0	0.0	0	0.0	0	0	0	0	0	0	0.0	0	0	0.0	0	0
2021	Steelers	0	0	0	0	0.0	0	0.0	0	0	0	0	0	0.0	0	0	0.0	0	0	
TOTALS		0	0	0	0	0.0	0	0.0	0	0	0	0	0	0.0	0	0	0.0	0	0	

SINGLE-GAME HIGHS: QUARTERBACK

Pass Attempts	50 vs. Detroit Lions, Nov 14, 2021 44 at Cleveland Browns, Nov 14, 2019	Completion Percentage	85.7 vs. Cincinnati Bengals, Sep 30, 2019 74.3 vs. Indianapolis Colts, Nov 03, 2019
Pass Completions	30 vs. Detroit Lions, Nov 14, 2021 26 vs. Indianapolis Colts, Nov 03, 2019	Passer Rating	124.6 vs. Cincinnati Bengals, Sep 30, 2019 104.0 at New York Jets, Dec 22, 2019
Yards Passing	315 at Cleveland Browns, Jan 03, 2021 251 vs. Miami Dolphins, Oct 28, 2019	Rush Attempts	4 vs. Detroit Lions, Nov 14, 2021 4 at Cincinnati Bengals, Nov 24, 2019
TD Passes	2 at Cleveland Browns, Jan 03, 2021 2 vs. Miami Dolphins, Oct 28, 2019 ...3 more at 2.	Rushing Yards	...1 more at 4. 36 vs. Detroit Lions, Nov 14, 2021 17 at Kansas City Chiefs, Dec 26, 2021
Long Passes	76t at San Francisco 49ers, Sep 22, 2019 47 at Cleveland Browns, Jan 03, 2021	Longest Runs	26 vs. Detroit Lions, Nov 14, 2021 17 at Kansas City Chiefs, Dec 26, 2021

300-YARD PASSING GAMES (1): REGULAR SEASON

DATE	TEAM	NO.	YDS.	AVG.	LG	TD
01/03/21	at Browns	22	315	14.3	47	2

2023 GAME-BY-GAME REGULAR-SEASON STATISTICS (STEELERS)

DATE	OPPONENT	P/S	PASSING											RUSHING				W/L	SCORE	
			ATT	CMP	YDS	PCT	Y/A	Y/C	TD	INT	LG	SK/YD	RATE	ATT	YDS	LG	TD			
09/10	49ers																		L	7-30
09/18	Browns																		W	26-22
09/24	at Raiders																		W	23-18
10/01	at Texans																		L	6-30
10/08	Ravens																		W	17-10
10/22	at Rams																		W	24-17
10/29	Jaguars																		L	10-20
11/02	Titans																		W	20-16
11/12	Packers																		W	23-19
11/19	at Browns																		L	10-13
11/26	at Bengals																		W	16-10
12/03	Cardinals																		L	10-24
2023 TOTALS		0-0	0	0	0	0.0	0.0	0.0	0	0	0	0/0	0.0	0	0	0	0	0	7-5	

2022 GAME-BY-GAME REGULAR-SEASON STATISTICS (STEELERS)

DATE	OPPONENT	P/S	PASSING											RUSHING				W/L	SCORE	
			ATT	CMP	YDS	PCT	Y/A	Y/C	TD	INT	LG	SK/YD	RATE	ATT	YDS	LG	TD			
09/11	at Bengals																		W	23-20+
09/18	Patriots																		L	14-17
09/22	at Browns																		L	17-29
10/02	Jets																		L	20-24
10/09	at Bills																		L	3-38
10/16	Buccaneers																		W	20-18
10/23	at Dolphins																		L	10-16
10/30	at Eagles																		L	13-35
11/13	Saints																		W	20-10
11/20	Bengals																		L	30-37
11/28	at Colts																		W	24-17
12/04	at Falcons																		W	19-16
12/11	Ravens																		L	14-16
12/18	at Panthers																		W	24-16
12/24	Raiders																		W	13-10
01/01	at Ravens																		W	16-13
01/08	Browns																		W	28-14
2022 TOTALS		0-0	0	0	0	0.0	0.0	0.0	0	0	0	0/0	0.0	0	0	0	0	0	9-8	

+ - Overtime

2021 GAME-BY-GAME REGULAR-SEASON STATISTICS (STEELERS)

Table with 21 columns: DATE, OPPONENT, P/S, ATT, CMP, YDS, PCT, Y/A, Y/C, TD, INT, LG, SK/YD, RATE, ATT, YDS, LG, TD, W/L/T, SCORE. Rows include games from 09/12 to 01/09 and a 2021 TOTALS row.

2020 GAME-BY-GAME REGULAR-SEASON STATISTICS (STEELERS)

Table with 21 columns: DATE, OPPONENT, P/S, ATT, CMP, YDS, PCT, Y/A, Y/C, TD, INT, LG, SK/YD, RATE, ATT, YDS, LG, TD, W/L/T, SCORE. Rows include games from 09/14 to 01/03 and a 2020 TOTALS row.

2019 GAME-BY-GAME REGULAR-SEASON STATISTICS (STEELERS)

Table with 21 columns: DATE, OPPONENT, P/S, ATT, CMP, YDS, PCT, Y/A, Y/C, TD, INT, LG, SK/YD, RATE, ATT, YDS, LG, TD, W/L/T, SCORE. Rows include games from 09/08 to 12/29 and a 2019 TOTALS row.

2018 GAME-BY-GAME REGULAR-SEASON STATISTICS (STEELERS)

Table with 21 columns: DATE, OPPONENT, P/S, ATT, CMP, YDS, PCT, Y/A, Y/C, TD, INT, LG, SK/YD, RATE, ATT, YDS, LG, TD, W/L/T, SCORE. Rows include games from 09/09 to 12/30 and a 2018 TOTALS row.



21

CORNERBACK
DARIUS RUSH

HEIGHT: 6-2
WEIGHT: 198
BORN: February 22, 2000
COLLEGE: South Carolina

BIRTHPLACE: Kingstree, SC
HOW ACQUIRED: FA '23
NFL EXPERIENCE: R

PRO CAREER

- ✦ Has yet to make NFL debut

TRANSACTIONS

- ✦ Signed with Pittsburgh from the Kansas City practice squad on Oct. 18, 2023
- ✦ Signed to the Chiefs practice squad on Aug. 30, 2023
- ✦ Waived by Indianapolis on Aug. 29, 2023
- ✦ Signed a four-year contract with the Colts on May 5, 2023
- ✦ Drafted by Indianapolis in the fifth round (138th overall) of the 2023 NFL Draft

COLLEGE

- ✦ Played five years for South Carolina (2018-22)
- ✦ Originally joined Carolina's football squad as a wide receiver
- ✦ Totaled 43 games in his Gamecocks career with 21 starts
- ✦ Registered 74 tackles, four tackles for loss, three interceptions and 15 passes defended
- ✦ Started nine games in 2022
- ✦ Recorded career-high 38 tackles (28 solo) with two tackles for loss, two interceptions and seven passes defended
- ✦ As a redshirt junior in 2021, played in all 13 games (started in 12)
- ✦ Recorded 25 tackles (23 solo) in 2021
- ✦ Ranked second on the team in passes defended with eight
- ✦ Saw action in eight games in 2020
- ✦ Played a role on special teams
- ✦ Had eight tackles on the season (seven solo)
- ✦ As a redshirt freshman (2019) transitioned to the secondary after entering the team as a wide receiver in 2018
- ✦ Played in all 12 games with most minutes coming on special teams
- ✦ Redshirted his freshman year (2018)
- ✦ Named to the 2021 and 2019 SEC Fall Academic Honor Roll
- ✦ Named to the First-Year SEC Academic Honor Roll (2018)

PERSONAL

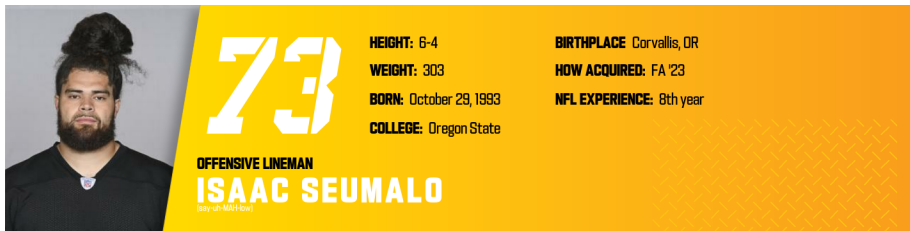
- ✦ Prepped at C.E. Murray High School in Greeleyville, S.C.
- ✦ Played both offense and defense.
- ✦ Named the Region 5-A Co-Player of the Year.
- ✦ Caught 47 passes for 863 yards and 17 touchdowns.
- ✦ Rushed for 125 yards and a touchdown with a kickoff return for a touchdown as a senior.
- ✦ Selected to the Shrine Bowl of the Carolinas following his senior season.
- ✦ Ranked 19th overall in the state of South Carolina for wide receivers.
- ✦ Was named to the PrepStar All-Atlantic Region team.
- ✦ Graduated with a degree in sport and entertainment management

DARIUS RUSH'S NFL REGULAR SEASON DEFENSIVE STATISTICS

DATE	TEAM	GP	GS	TACKLES							INTERCEPTIONS						O. FUMB					ST				MISC			
				TK	S	A	TFL	YDS	SK	YDS	QBH	NO	YDS	LG	TD	PD	FF	FR	TD	YDS	TK	S	A	FF	FR	S	A		
2023	Chiefs	0	0	0	0	0	0	0	0	0	0	0	0	0	0	0	0	0	0	0	0	0	0	0	0	0	0	0	
Went from Kansas City to Pittsburgh.																													
2023	Steelers	2	0	3	2	1	0	0	0.0	0.0	0	0	0	0	0	0	1	0	0	0	0	0	0	0	0	0	0	0	0
2023	TOTAL	2	0	3	2	1	0	0	0.0	0.0	0	0	0	0	0	0	1	0	0	0	0	0	0	0	0	0	0	0	0
NFL TOTALS		2	0	3	2	1	0	0	0.0	0.0	0	0	0	0	0	0	1	0	0	0	0	0	0	0	0	0	0	0	0

2023 GAME-BY-GAME REGULAR-SEASON STATISTICS (CHIEFS/STEELERS)

DATE	OPPONENT	P/S	TACKLES							INTERCEPTIONS					O. FUMB			ST				MISC		W/L	SCORE			
			TK	S	A	SK	YDS	TFL	YDS	QBH	NO	YDS	LG	TD	PD	FF	FR	TD	YDS	TK	S	A	FF			FR	S	A
09/07	Lions																									L	20-21	
09/17	at Jaguars																									W	17-9	
09/24	Bears																									W	41-10	
10/01	at Jets																									W	23-20	
10/08	at Vikings																									W	27-20	
10/12	Broncos																									W	19-8	
10/22	at Rams																									W	24-17	
10/29	Jaguars																									L	10-20	
11/02	Titans	P	3	2	1	0.0	0.0	0	0	0	0	0	0	0	1	0	0	0	0	0	0	0	0	0	0	0	W	20-16
11/12	Packers																									W	23-19	
11/19	at Browns																									L	10-13	
11/26	at Bengals	P	0	0	0	0.0	0.0	0	0	0	0	0	0	0	0	0	0	0	0	0	0	0	0	0	0	W	16-10	
12/03	Cardinals																									L	10-24	
2023 TOTALS		2-0	3	2	1	0.0	0.0	0	0	0	0	0	0	1	0	0	0	0	0	0	0	0	0	0	0	9-4		



73

OFFENSIVE LINEMAN

ISAAC SEUMALO
born in Michigan

HEIGHT: 6-4
WEIGHT: 303
BORN: October 29, 1993
COLLEGE: Oregon State

BIRTHPLACE: Corvallis, OR
HOW ACQUIRED: FA '23
NFL EXPERIENCE: 8th year

PRO CAREER

- ✦ Has played in 81 games (60 starts) in his seven-year NFL career with Philadelphia (2016-22)
- ✦ Has started 40 games at left guard, 19 games at right guard and one at right tackle
- ✦ Was a member of the Eagles' Super Bowl LII-winning team in 2017
- ✦ Made NFL debut in Week 9 of 2016 (at New York Giants)
- ✦ Made NFL starting debut in Week 12 of 2016 (vs. Green Bay)

2022 (EAGLES)

- ✦ Started all 17 games at right guard
- ✦ Supported an offense that scored a franchise-record 57 scrimmage touchdowns and totaled 477 points
- ✦ Set team records in third-down conversion rate (45.9 percent) and red zone touchdown efficiency (67.8 percent)
- ✦ Blocked for an offense that produced 32 rushing touchdowns, which tied for the third-most in NFL history
- ✦ Helped the offense total 363 rushing yards in Week 12 vs. Green Bay, the team's highest single-game total since 1948

2021 (EAGLES)

- ✦ Appeared in 168 snaps over three starts at left guard
- ✦ Allowed zero sacks and zero quarterback hits prior to a season-ending injury sustained in Week 3 at Dallas

2020 (EAGLES)

- ✦ Played 587 snaps in nine starts at left guard
- ✦ His 77.4 pass-blocking grade (PFF) ranked fourth among left guards with a minimum of 350 pass-blocking snaps

2019 (EAGLES)

- ✦ Saw action in a career-high 1,181 snaps and started all 16 games at left guard
- ✦ Paved the way for an offense that ranked third in the NFL in red zone touchdown efficiency (66.7 percent) and fourth in third-down conversions (45.4 percent)

2018 (EAGLES)

- ✦ Totaled 548 snaps over 13 contests (nine starts at left guard)
- ✦ Surrendered only one sack in 345 pass-blocking opportunities

2017 (EAGLES)

- ✦ Logged 284 snaps over 14 games (two starts at left guard) during the Eagles' Super Bowl LII-winning campaign
- ✦ Helped the Eagles lead the League in red zone offense (65.5 percent) and rank third in rushing offense (132.2 yards per game)

2016 (EAGLES)

- ✦ Saw action in nine games, including four starts at three different positions (two at right guard, one at right tackle and one at left guard)
- ✦ Appeared at right guard in his starting debut in Week 12 vs. Green Bay

TRANSACTIONS

- ✦ Signed a three-year contract with Pittsburgh on Mar. 19, 2023
- ✦ Signed a three-year contract extension with Philadelphia on Mar. 4, 2019
- ✦ Signed a four-year contract with Philadelphia on May 6, 2016
- ✦ Drafted by Philadelphia in the third round (79th overall) of the 2016 NFL Draft

COLLEGE

- ✦ Started 37 games at Oregon State (2012-15)
- ✦ Registered starts at every position on the offensive line except left guard (23 at center, nine at right guard, three at left tackle and two at right tackle)
- ✦ Named Pac-12 All-Conference Honorable Mention in 2012 and 2015
- ✦ Missed the 2014 season due to a foot injury
- ✦ One of four team captains in 2014, becoming the first brother (Andrew, 2012) combination chosen as team captains in school history
- ✦ Earned Pac-12 All-Conference Second Team in 2013
- ✦ Selected to Pac-12 All-Academic First Team in 2013 and 2015
- ✦ Selected as a Freshman All-American in 2012
- ✦ Became the first freshman to start at center for OSU since Roger Levasa in 1978
- ✦ One of only two true freshmen to start their season-openers at center in the nation (Hawai'i)

PERSONAL

- ✦ Attended Corvallis High School (OR)
- ✦ Voted a 5A first team all-state as an offensive and defensive lineman as a junior and senior
- ✦ Under Armour and ESPN All-American
- ✦ Rivals four-star athlete, rated the No. 3 offensive guard in the country, the No. 1 overall prospect in Oregon and the No. 52 overall prospect in the country
- ✦ Registered 94 tackles and nine sacks as a defensive lineman as a senior
- ✦ Originally born in Hawaii

ISAAC SEUMALO'S NFL REGULAR SEASON STATISTICS

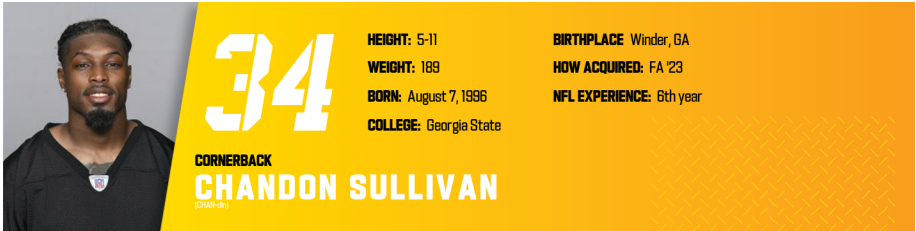
DATE	TEAM	GP	GS
2016	Eagles	9	4
2017	Eagles	14	2
2018	Eagles	13	9
2019	Eagles	16	16
2020	Eagles	9	9
2021	Eagles	3	3
2022	Eagles	17	17
2023	Steelers	12	12
NFL TOTALS		93	72

ISAAC SEUMALO'S NFL POSTSEASON STATISTICS

DATE	TEAM	GP	GS
2017	Eagles	3	0
2018	Eagles	2	2
2019	Eagles	1	1
2021	Eagles	0	0
2022	Eagles	3	3
NFL TOTALS		9	6

2023 GAME-BY-GAME REGULAR-SEASON STATISTICS (STEELERS)

DATE	OPPONENT	P/S	W/L	SCORE
09/10	49ers	S	L	7-30
09/18	Browns	S	W	26-22
09/24	at Raiders	S	W	23-18
10/01	at Texans	S	L	6-30
10/08	Ravens	S	W	17-10
10/22	at Rams	S	W	24-17
10/29	Jaguars	S	L	10-20
11/02	Titans	S	W	20-16
11/12	Packers	S	W	23-19
11/19	at Browns	S	L	10-13
11/26	at Bengals	S	W	16-10
12/03	Cardinals	S	L	10-24
2023 TOTALS		12-12	7-5	



34

CORNERBACK
CHANDON SULLIVAN
(DOB: 08)

HEIGHT: 5-11
WEIGHT: 189
BORN: August 7, 1996
COLLEGE: Georgia State

BIRTHPLACE: Winder, GA
HOW ACQUIRED: FA '23
NFL EXPERIENCE: 6th year

PRO CAREER

- ✦ Has played in 71 games (31 starts) over his five-year NFL career (Philadelphia 2018; Green Bay 2019-21 and Minnesota 2022)
- ✦ Has registered 164 tackles (132 solo), 23 passes defended, four tackles for loss, two quarterback hits, five interceptions, one of which returned for a TD, 23 passes defended, one forced fumble and one fumble recovery
- ✦ Has played in six postseason games (four starts) over his five-year NFL career (Philadelphia 2018; Green Bay 2019-21 and Minnesota 2022)
- ✦ Made NFL debut in Week 8 of 2018 (at Jacksonville)
- ✦ Made NFL starting debut in Week 11 of 2018 (vs. N.Y. Giants)

2022 (VIKINGS)

- ✦ Made his Viking debut in Week 1 against Green Bay and recorded four total tackles (two solo)
- ✦ Recorded his first start with the Vikings in Week 2 against the Eagles
- ✦ Recorded four tackles, including one tackle for loss and one pass defended in Week 6 against the Dolphins
- ✦ Recorded a career-high nine total tackles and two passes defended, marking the second time in his career he has recorded at least two PD's in a single game
- ✦ In Week 15 against the Colts, recorded six total tackles (five solo) and one fumble recovery

2021 (PACKERS)

- ✦ Played in all 17 regular-season games (10 starts)
- ✦ Posted 30 tackles (24 solo), a career-high three interceptions, four passes defended and two tackles for loss
- ✦ Registered his three interceptions against Washington, Chicago and Cleveland

2020 (PACKERS)

- ✦ Played in all 16 regular-season games (10 starts) and set a single-season career high with 40 tackles (31 solo)
- ✦ Recorded six passes defended, one special teams tackle and one interception, which he returned seven yards for his first career score
- ✦ Recorded one fair catch on a punt return
- ✦ Started both postseason games and posted 12 tackles (nine solo) and one tackle on special teams

2019 (PACKERS)

- ✦ Played in all 16 regular-season games, seeing time on defense and special teams
- ✦ Registered 26 tackles (17 solo), an interception, a forced fumble, a quarterback hit and eight passes defended
- ✦ Returned three kickoffs for 48 yards (16.0 avg.) and posted two tackles on special teams
- ✦ Played in both playoff games with one start

2018 (EAGLES)

- ✦ Spent the first seven weeks of the season on the practice squad before being elevated to the active roster on Oct. 26
- ✦ Appeared in five games (one start)
- ✦ Registered 12 tackles (eight solo) and a pass defended
- ✦ Was on the practice squad for the regular-season finale and both playoff contests

TRANSACTIONS

- ✦ Signed a one-year contract with Pittsburgh on May 2, 2022
- ✦ Re-signed by Green Bay as a restricted free agent on Apr. 23, 2021
- ✦ Re-signed by the Packers as an exclusive-rights free agent on Apr. 27, 2020
- ✦ Signed by Green Bay Packers as free agent on May 6, 2019
- ✦ Waived by Philadelphia May 2, 2019
- ✦ Re-signed by Eagles as reserve/future free agent on Jan. 14, 2019
- ✦ Signed to the Philadelphia practice squad on Dec. 25, 2018
- ✦ Promoted from the Eagles practice squad to the active roster on Oct. 26, 2018
- ✦ Signed to the Philadelphia practice squad on Sept. 2, 2018
- ✦ Waived by the Eagles on Sept. 2, 2018
- ✦ Signed by Philadelphia as an undrafted free agent on May 11, 2018

COLLEGE

- ✦ Played in every game for Georgia State from 2014-17, a school-record 49 games (44 starts)
- ✦ Registered 182 tackles (144 solo), seven interceptions, 25 passes defended, seven tackles for a loss, 2.0 sacks, two fumble recoveries, two defensive touchdowns, a forced fumble and a blocked kick
- ✦ Ranks first in school history in interceptions and passes defended and fifth in career tackles
- ✦ Added eight kickoff returns for 164 yards (20.5 avg.) and a punt return for 28 yards

PERSONAL

- ✦ Spoke to the Boys & Girls Club of Winder-Barrow County in May 2021 as part of a fundraiser that raised \$30,000
- ✦ Participated in the Packers Celebrity Bowling Event in 2019 to help raise money for the Wisconsin Court Appointed Special Advocates (CASA) Association
- ✦ Full name is Chandon Lamar Sullivan
- ✦ First name is pronounced CHAN-din
- ✦ Nickname is "Sully"
- ✦ Hopes to pursue a career in broadcasting after his football career is finished

REGULAR SEASON COMPARISON: DEFENSIVE - NEW ENGLAND PATRIOTS

DATE	OPP	W/L		GP/GS	TACKLES				ASST	SACK	YDS.	INT	TFL	PD	QBH	TD	MISC		
		W	S		TOT	SOLO	FF	FR									FR		
11/24/22	MIN vs. NE	W	S		2	1	1	1	0.0	0.0	0	0	1	0	0	0	0	0	0
TOTALS		1/0	1/1		2	1	1	1	0.0	0.0	0	0	1	0	0	0	0	0	0

CHANDON SULLIVAN'S NFL REGULAR SEASON DEFENSIVE STATISTICS

DATE	TEAM	GP	GS	TACKLES				QBH	INTERCEPTIONS				O. FUMB			ST			MISC						
				TK	S	A	TFL		YDS	NO	YDS	LG	TD	PD	FF	FR	TD	YDS	TK	S	A	FF	FR	S	A
2018	Eagles	5	1	7	7	0	0	0.0	0.0	0	0	0	0	0	0	0	0	0	0	0	0	0	0	0	
2019	Packers	16	0	28	26	2	0	0.0	0.0	1	1	7	7	0	6	1	0	0	0	2	1	1	0	0	0
2020	Packers	16	10	40	31	9	0	0.0	0.0	0	1	7	7	1	6	0	0	0	0	1	1	0	0	0	0
2021	Packers	17	10	30	24	6	2	5.0	0.0	0	3	14	13	0	4	0	0	0	0	1	1	0	0	0	0
2022	Vikings	17	10	59	44	15	2	1.0	0.0	1	0	0	0	0	7	0	1	0	0	1	1	0	0	0	0
2023	Steelers	12	1	14	7	7	0	0.0	0.0	0	1	0	0	0	4	1	0	0	0	2	2	0	0	0	0
NFL TOTALS		83	32	178	139	39	4	6.0	0.0	2	6	28	13	1	27	2	1	0	0	7	6	1	0	0	0

CHANDON SULLIVAN'S NFL POSTSEASON DEFENSIVE STATISTICS

DATE	TEAM	GP	GS	TACKLES				QBH	INTERCEPTIONS				O. FUMB			ST			MISC						
				TK	S	A	TFL		YDS	SK	YDS	NO	YDS	LG	TD	PD	FF	FR	TD	YDS	TK	S	A	FF	FR
2018	Eagles	0	0	0	0	0	0	0.0	0.0	0	0	0	0	0	0	0	0	0	0	0	0	0	0	0	0
2019	Packers	2	1	1	1	0	0	0.0	0.0	0	0	0	0	0	0	0	0	0	0	0	0	0	0	0	0
2020	Packers	2	2	12	9	3	0	0.0	0.0	0	0	0	0	0	0	0	0	0	0	1	1	0	0	0	0
2021	Packers	1	0	3	3	0	1	1.0	0.0	0	0	0	0	0	0	0	0	0	0	0	0	0	0	0	0
2022	Vikings	1	1	4	2	2	0	0.0	0.0	0	0	0	0	1	0	0	0	0	0	0	0	0	0	0	0
NFL TOTALS		6	4	20	15	5	1	1.0	0.0	0	0	0	0	1	0	0	0	0	0	1	1	0	0	0	0

SINGLE-GAME HIGHS: DEFENSIVE

Total Tackles	9 at Buffalo Bills, Nov 13, 2022 6 vs. Indianapolis Colts, Dec 17, 2022 ...3 more at 6.	Tackles For Loss	1 vs. Minnesota Vikings, Jan 02, 2022 1 at Kansas City Chiefs, Nov 07, 2021 1 at Cleveland Browns, Nov 19, 2023
Solo Tackles	6 at Buffalo Bills, Nov 13, 2022 6 vs. Jacksonville Jaguars, Nov 15, 2020	Interceptions	1 vs. Cleveland Browns, Dec 25, 2021 ...4 more at 1.
Passes Defensed	2 at Cleveland Browns, Nov 19, 2023 2 at Buffalo Bills, Nov 13, 2022 ...2 more at 2.	Interception Return Yards	13 vs. Cleveland Browns, Dec 25, 2021 7 vs. Detroit Lions, Sep 20, 2020 ...1 more at 7.
Forced Fumbles	1 vs. Baltimore Ravens, Oct 08, 2023 1 vs. Chicago Bears, Dec 15, 2019	Special Teams Tackles	1 vs. Tennessee Titans, Nov 02, 2023 1 vs. New York Giants, Dec 24, 2022 ...4 more at 1.

SINGLE-GAME HIGHS - POSTSEASON: DEFENSIVE

Total Tackles	8 vs. Los Angeles Rams, Jan 16, 2021 4 vs. Tampa Bay Buccaneers, Jan 24, 2021 3 vs. San Francisco 49ers, Jan 22, 2022 1 vs. Seattle Seahawks, Jan 12, 2020	Tackles For Loss	1 vs. San Francisco 49ers, Jan 22, 2022
Solo Tackles	6 vs. Los Angeles Rams, Jan 16, 2021 3 vs. San Francisco 49ers, Jan 22, 2022 3 vs. Tampa Bay Buccaneers, Jan 24, 2021 1 vs. Seattle Seahawks, Jan 12, 2020	Special Teams Tackles	1 vs. Tampa Bay Buccaneers, Jan 24, 2021



17

HEIGHT: 6-1
WEIGHT: 196
BORN: December 18, 1997
COLLEGE: San Diego State

BIRTHPLACE: Palm Springs, CA
HOW ACQUIRED: FA '23
NFL EXPERIENCE: 1st year

SAFETY
TRENTON THOMPSON

PRO CAREER

- ✦ Has played in one game (no starts) in two-year NFL career (N.Y. Giants 2022; Pittsburgh 2023)
- ✦ Made NFL debut in Week 12 of 2022 (at Dallas)

TRANSACTIONS

- ✦ Signed with Pittsburgh on Aug. 2, 2023
- ✦ Waived by N.Y. Giants on July 25, 2023
- ✦ Signed with the Giants on Jan. 23, 2023
- ✦ Signed to the N.Y. Giants practice squad on Nov. 29, 2022
- ✦ Waived by the Giants on Nov. 25, 2022
- ✦ Signed to the N.Y. Giants practice squad on Aug. 31, 2022
- ✦ Waived by the Giants on Aug. 30, 2022
- ✦ Signed with the N.Y. Giants as an undrafted free agent on May 16, 2022

COLLEGE

- ✦ Played in 57 career games (31 starts) at San Diego State (2016-21)
- ✦ Registered 191 tackles (125 solo), 12.0 tackles for loss, 23 pass breakups, four interceptions, 1.0 sack and two forced fumbles
- ✦ Backed up three-time All-Mountain West pick Malik Smith for most of the 2016 season as a true freshman
- ✦ Sideline with an injury in 2017, ultimately using his redshirt
- ✦ Returned to play in all 13 games in 2018 with eight starts at the boundary warrior position, then started five times in 2019 and four times in 2020
- ✦ Returned for a sixth year because of the COVID season in 2020
- ✦ Ranked in a tie for fourth in program history in blocked kicks (two)

PERSONAL

- ✦ Earned two letters and played three years at Palm Springs H.S. (Palm Springs, Calif.)
- ✦ Helped the Indians go 24-3 (.899), including a 11-1 (.917) mark in league play over the past two years
- ✦ Led the 2015 squad to a CIF championship
- ✦ Born Dec. 18, 1997, in Palm Springs, Calif.

TRENTON THOMPSON'S NFL REGULAR SEASON DEFENSIVE STATISTICS

DATE	TEAM	GP	GS	TACKLES							INTERCEPTIONS					O. FUMB			ST			MISC.				
				TK	S	A	TFL	YDS	SK	YDS	QBH	NO	YDS	LG	TD	PD	FF	FR	TD	YDS	TK	S	A	FF	FR	S
2022	Giants	1	0	0	0	0	0	0	0	0	0.0	0.0	0	0	0	0	0	0	0	0	0	0	0	0	0	0
2023	Steelers	4	2	14	12	2	0	0	0.0	0.0	0	1	6	6	0	3	0	0	0	0	0	0	0	0	0	0
NFL TOTALS		5	2	14	12	2	0	0	0.0	0.0	0	1	6	6	0	3	0	0	0	0	0	0	0	0	0	0

TRENTON THOMPSON'S NFL POSTSEASON DEFENSIVE STATISTICS

DATE	TEAM	GP	GS	TACKLES							INTERCEPTIONS					O. FUMB			ST			MISC.				
				TK	S	A	TFL	YDS	SK	YDS	QBH	NO	YDS	LG	TD	PD	FF	FR	TD	YDS	TK	S	A	FF	FR	S
2022	Giants	0	0	0	0	0	0	0	0.0	0.0	0	0	0	0	0	0	0	0	0	0	0	0	0	0	0	0
NFL TOTALS		0	0	0	0	0	0	0	0.0	0.0	0	0	0	0	0	0	0	0	0	0	0	0	0	0	0	0

SINGLE-GAME HIGHS: DEFENSIVE

- Total Tackles** 6 at Cleveland Browns, Nov 19, 2023
- Solo Tackles** 5 at Cincinnati Bengals, Nov 26, 2023
- Passes Defensed** 2 at Cleveland Browns, Nov 19, 2023
- Interceptions** 1 at Cincinnati Bengals, Nov 26, 2023
- Interception Return Yards** 6 at Cincinnati Bengals, Nov 26, 2023

2023 GAME-BY-GAME REGULAR-SEASON STATISTICS (STEELERS)


DATE	OPPONENT	P/S	TACKLES							INTERCEPTIONS					O. FUMB			ST			MISC		W/L	SCORE				
			TK	S	A	SK	YDS	TFL	YDS	QBH	NO	YDS	LG	TD	PD	FF	FR	TD	YDS	TK	S	A			FF	FR	S	A
09/10	49ers																									L	7-30	
09/18	Browns																									W	26-22	
09/24	at Raiders																									W	23-18	
10/01	at Texans																									L	6-30	
10/08	Ravens																									W	17-10	
10/22	at Rams																									W	24-17	
10/29	Jaguars																									L	10-20	
11/02	Titans																									W	20-16	
11/12	Packers	P	0	0	0	0.0	0.0	0	0	0	0	0	0	0	0	0	0	0	0	0	0	0	0	0	0	0	W	23-19
11/19	at Browns	P	6	5	1	0.0	0.0	0	0	0	0	0	0	0	2	0	0	0	0	0	0	0	0	0	0	0	L	10-13
11/26	at Bengals	S	5	5	0	0.0	0.0	0	0	0	1	6	6	0	1	0	0	0	0	0	0	0	0	0	0	0	W	16-10
12/03	Cardinals	S	3	2	1	0.0	0.0	0	0	0	0	0	0	0	0	0	0	0	0	0	0	0	0	0	0	0	L	10-24
2023 TOTALS		4-2	14	12	2	0.0	0.0	0	0	0	1	6	6	0	3	0	0	0	0	0	0	0	0	0	0	0	7-5	

2022 GAME-BY-GAME REGULAR-SEASON STATISTICS (GIANTS)

DATE	OPPONENT	P/S	TACKLES							INTERCEPTIONS					O. FUMB			ST			MISC		W/L	SCORE				
			TK	S	A	SK	YDS	TFL	YDS	QBH	NO	YDS	LG	TD	PD	FF	FR	TD	YDS	TK	S	A			FF	FR	S	A
09/11	at Titans																									W	21-20	
09/18	Panthers																									W	19-16	
09/26	Cowboys																									L	16-23	
10/02	Bears																									W	20-12	
10/09	at Packers																									W	27-22	
10/16	Ravens																									W	24-20	
10/23	at Jaguars																									W	23-17	
10/30	at Seahawks																									L	13-27	
11/13	Texans																									W	24-16	
11/20	Lions																									L	18-31	
11/24	at Cowboys	P	0	0	0	0.0	0.0	0	0	0	0	0	0	0	0	0	0	0	0	0	0	0	0	0	0	0	L	20-28
12/04	Commanders																									T	20-20	
12/11	Eagles																									L	22-48	
12/18	at Commanders																									W	20-12	
12/24	at Vikings																									L	24-27	
01/01	Colts																									W	38-10	
01/08	at Eagles																									L	16-22	
2022 TOTALS		1-0	0	0	0	0.0	0.0	0	0	0	0	0	0	0	0	0	0	0	0	0	0	0	0	0	0	9-7-1		

2022 GAME-BY-GAME POSTSEASON STATISTICS (GIANTS)

DATE	OPPONENT	P/S	TACKLES							INTERCEPTIONS					O. FUMB			ST			MISC		W/L	SCORE			
			TK	S	A	SK	YDS	TFL	YDS	QBH	NO	YDS	LG	TD	PD	FF	FR	TD	YDS	TK	S	A			FF	FR	S
01/15	at Vikings																									W	31-24
01/21	at Eagles																									L	7-38
2022 TOTALS			0	0	0	0.0	0.0	0	0	0	0	0	0	0	0	0	0	0	0	0	0	0	0	0	0	1-1	




10

QUARTERBACK

MITCH TRUBISKY

(2018-2023) (2018)

HEIGHT: 6-2	BIRTHPLACE: Mentor, OH
WEIGHT: 220	HOW ACQUIRED: FA '22
BORN: August 20, 1994	NFL EXPERIENCE: 7th year
COLLEGE: North Carolina	



'18

PRO CAREER

- ✦ 2018 Pro Bowl selection
- ✦ NFC Offensive Player of the Week (Week 10 of 2018)
- ✦ 2020 PFWA Media Good Guy award
- ✦ Career regular-season record as a starter: 31-24 (.564) — 2-3 (.400) in '22; 6-3 (.667) in '20; 8-7 (.533) in '19; 11-3 (.786) in '18; 4-8 (.333) in '17
- ✦ His .564 career winning percentage is the ninth-highest by an active QB in the League with a minimum of 50 starts
- ✦ Has played in 64 games (55 starts) over his six-year NFL career (Chicago, 2017-20; Buffalo, 2021; Pittsburgh, 2022)
- ✦ Completed 1,133 of 1,765 passes (64.2 percent) for 11,904 yards and 68 TDs in his career
- ✦ Rushed for 1,119 yards on 222 carries (5.0 yds/rush) and 11 TDs
- ✦ Completed 1,010-of-1,577 passes (64.0%) for 10,609 yards and 64 TDs for the Bears
- ✦ Registered a 87.2 QB rating and also rushed for 1,057 yards and eight TDs on 190 carries for the Bears
- ✦ Completed 45-of-72 pass attempts for 502 yards, two touchdowns and a passer rating of 92.5 in two career postseason games
- ✦ Completed 289-of-434 passes (66.6%) for 3,223 yards and 24 TDs in 2018 when he became the first Bears quarterback selected to the Pro Bowl since Jim McMahon in 1986
- ✦ Threw for a career-best six TD passes vs. Tampa Bay on Sept. 30, 2018 (completed 19-of-26 passes for 354 yards and a 154.6 passer rating)
- ✦ Fastest Chicago quarterback to eclipse 10,000 career passing yards
- ✦ Set Bears rookie records for completions (196) and yards (2,193) in 2017
- ✦ Made NFL debut in Week 5 of 2017 (vs. Minnesota)
- ✦ Made NFL starting debut in Week 5 of 2017 (vs. Minnesota)

2022 (STEELERS)

- ✦ Played in seven games (five starts)
- ✦ Completed 117 of 180 passes for 1,252 yards, four TDs and five INTs
- ✦ Rushed 19 times for 38 yards and two TDs
- ✦ Was voted one of the Steelers' two offensive team captains by his teammates
- ✦ Became one of 10 quarterbacks to win in their first career start for the Steelers and one of five quarterbacks to win on the road in their first career start for the Steelers after defeating Cincinnati in overtime in Week 1
- ✦ Became the first quarterback to not throw an interception in his Steelers starting debut since Michael Vick in 2015 and the first to not throw an interception in his Steelers starting debut on the road since Jim Miller in 1996
- ✦ Achieved an average passer rating of 94.46 in three games of relief for an injured Kenny Pickett (Week 6 vs. Tampa Bay, Week 14 vs. Baltimore and Week 15 at Carolina) by completing 48-of-64 passes for 599 yards, two TDs and three INTs
- ✦ Completed 9-of-12 passes for 144 yards, one TD and a 142.4 passer rating in Week 6 vs. Tampa Bay after entering the game following a third-quarter injury to Kenny Pickett
- ✦ His four third-down plays of longer than 11 yards in Week 6 vs. Tampa Bay are the most by a Steelers quarterback since Ben Roethlisberger had four at Denver in Week 1 of 2012
- ✦ Converted a season-high 12-of-16 third-down conversions in Week 15 at Carolina

2021 (BILLS)

- ✦ Played in six games (no starts)
- ✦ Completed six-of-eight passes for 43 yards
- ✦ Rushed for 24 yards on 13 carries, including a 22-yard rush vs. Washington in Week 3

2020 (BEARS)

- ✦ Played in 10 games with nine starts, going 6-3
- ✦ Threw for 2,055 yards, 16 TDs and eight INTs; also had 33 rushes for 195 yards and a score
- ✦ Completed 67.0 percent of his passes during the regular season, tying a Bears single-season record (Brian Hoyer, 2016)
- ✦ Completed 20-of-36 passes for 242 yards and three TDs in the Week 1 win at Detroit; threw all three TDs in the fourth quarter with a 143.3 rating in the final quarter; also rushed three times for 26 yards, including a long run of 20 yards
- ✦ Trubisky's three TD passes in the fourth quarter marked the first time since Jay Cutler in 2014 in which a Bears player tossed for three scores in a fourth quarter, and marked only the third time in the past 30 years by a Bears QB; also became just the second QB in the past 25 years to throw three TD passes in the fourth quarter of Week 1 (Aaron Rodgers)
- ✦ Totaled 290 yards of offense in the Week 14 win over Houston; completed 24-of-33 passes for 267 yards and three TDs and zero interceptions for a 126.7 passer rating; also rushed four times for 23 yards
- ✦ Passed for 242 yards, three TDs and two INTs in Week 12 at Green Bay
- ✦ Completed 33 passes, the second-most of his career, on 42 attempts for 252 yards in Week 17 vs. the Packers; completed a season-long 53-yard pass to Darnell Mooney
- ✦ Accounted for three TDs in the 41-17 win over Jacksonville in Week 16; threw for 265 yards and two TDs on 24-of-35 passing (also rushed for a TD)

2019 (BEARS)

- Started 15 games, going 8-7; missed the game vs. Oakland in London due to a shoulder injury
- Finished the season with 3,138 passing yards, marking back-to-back 3,000-yard seasons and becoming just the second Bear to accomplish the feat (Jay Cutler, 2x, 2009-10 and 2014-15)
- Had his best game in the Week 14 win vs. the Cowboys, completing 23-of-31 passes for 244 yards with three passing TDs and one more on the ground to become the first QB in NFL history to complete 70.0+ percent of his passes on 30+ attempts, throw 3+ TD passes, rush for 50+ yards and have a rushing TD in the same game
- Finished the Cowboys game with a 115.5 passer rating (Bears are 9-1 since the start of last season and 11-2 in his career when he posts a passer rating of 100.0 or higher)
- Accounted for 13 TDs from Weeks 10-14, 11 passing and two rushing
- On Thanksgiving in Detroit, completed 29-of-38 passes for a season-high 338 yards with three TDs; marched the offense on a season-long 90-yard scoring drive late in the fourth quarter and connected with David Montgomery on a three-yard TD pass to give the Bears a 24-20 lead
- Completed 16-of-23 passes for 173 yards and three TDs in the Week 10 win over the Lions with a passer rating of 131.0
- Finished 25-of-31 passing for 231 yards, 3 TDs and 1 INT in the MNF win at Washington in Week 3; completed 20 passes in the first half at Washington as the Bears raced out to a 28-3 halftime lead
- Completed a career-high 34 passes in Week 7 vs. New Orleans, tied for the second most in franchise history; also posted a career-high 54 attempts in that game, which tied for third most all time

2018 (BEARS)

- Named to the Pro Bowl, the first Bears quarterback to play in the Pro Bowl since Jim McMahon after the 1985 season
- Started 14 games (11-3 record as starter)
- Completed 289-of-434 (66.6 pct.) passes for 3,223 yards, 24 TDs and 12 INTs
- Added 421 rushing yards on 68 attempts (6.1 avg) and three TDs; also converted five two-point conversions (one rushing, four passing)
- Rushed for 81 yards on six attempts in Week 7 vs. New England, the eighth-highest by a Bears QB since 1960
- Recorded four 300-yard passing games in 14 regular season contests, tied for the most by a Bears QB in a single season
- Threw for 354 yards and set a career-high in passing TDs (six) and total offense (407) vs. Tampa Bay in Week 4; his six passing TDs ranks second all-time in Bears history and is one off the NFL record
- Threw five TDs to five different receivers in the first half vs. TB, becoming just the second player in league history to do so
- Threw for 13 TDs during Weeks 4-8, the most over a four-game span by a Bears QB since Sid Luckman in 1947
- Threw for a career-high 355 yards in a Week 10 win vs. Detroit; completed 23-of-30 passes with three TDs and a 148.6 rating
- Recorded a 120.4 passer rating at home vs. Green Bay, the highest QBR by a Bear against the Packers since 2000
- Completed 94.1 percent (16-of-17) of his passes in the second half at San Francisco, the highest second-half completion percentage in the NFL in 2018; also marked the second highest by a Bears quarterback dating back to 1960
- Completed 26-of-43 passes for 303 yards and one touchdown in Wild Card playoff game vs. Philadelphia (1/6/19); 303 yards and 26 completions are both the most in Bears postseason history

2017 (BEARS)

- Played in and started 12 games as a rookie
- Made first career start on MNF (10/9) vs. Minnesota, becoming the first Bears rookie to start at QB since Kyle Orton in 2005
- Completed 196-of-330 passes for 2,193 yards, seven touchdowns and seven interceptions
- Carried the ball 41 times for 248 yards (6.0 avg) and 2 touchdowns
- Became the first Bears rookie QB to win their first road start since Craig Krenzel in 2004 (vs. BAL 10/15); also became the second rookie quarterback to win a game in Baltimore since the franchise moved from Cleveland to Baltimore in 1996
- Completed 31 of 46 passes for 314 yards in Week 15 at Detroit – all Bears rookie records
- Became the first Bears rookie QB to pass for 300+ yards in a game since Cade McNown threw for 301 yards in 1999 vs. Detroit
- Set Bears franchise rookie records for completions (196) and passing yards (2,193), finished second in attempts (330) and tied for third in touchdown passes (seven)

TRANSACTIONS

- Signed a three-year contract with Pittsburgh on May 18, 2023
- Signed a two-year contract with the Steelers on March 14, 2022
- Signed a one-year contract with Buffalo on March 18, 2021
- Chicago declined a fifth-year option for 2021
- Signed a four-year contract with the Bears on July 19, 2017
- Drafted by Chicago in the first round (second overall) of the 2017 NFL Draft

COLLEGE

- Played in 34 games (13 starts) for North Carolina, completing 386-of-572 passes (67.5 pct.) for 4,762 yards, 41 TDs and 10 interceptions in three seasons of action; added 439 rushing yards and eight TDs
- Finished his UNC career fifth in passing TDs (41), sixth in passing yards (4,762) and seventh in total offense (5,201)
- As a junior in 2016 he started all 13 games in his first season as a starter for the Tar Heels
- Set UNC single-season records for passing yards (3,748), passing TDs (30) and total offense (4,056) while completing 304-of-477 (68.0) passes
- Set the multi-game school record with 30 consecutive completions over two games (last 18 vs. JMU; first 12 vs. Pitt); also set the school record for most passing yards in consecutive games with 885 (432 vs. JMU; 453 vs. Pitt)
- Had seven games with 3+ passing TDs in 2016 and added 308 rushing yards on 93 attempts (3.3 avg) and five TDs
- Set career highs with 453 yards and five TDs with zero interceptions on 35-of-46 passing vs. Pitt
- Completed 31-of-38 passes for 405 yards and three TDs in the 37-35 win at No. 12 Florida State
- Threw for 280 yards and two TDs on 23-of-39 passing vs. Stanford in the Sun Bowl

PERSONAL

- Attended Mentor High School (Mentor, Ohio)
- Named 2016 Mr. Football in the state of Ohio by the Associated Press and honorable-mention Parade All-America
- Most prolific passer in the Greater Cleveland area, becoming the first to pass for more than 9,000 career yards and more than 4,000 yards as a senior
- Rated the No. 1 dual-threat quarterback by 247sports.com and the No. 3 player in Ohio
- Passed for 4,063 yards and 42 TDs as a senior, including 1,593 in four playoff games; ranked among the top 10 passers in Ohio High School history with 9,126 yards and 92 TDs
- Rushed for 1,559 career yards and 33 TDs, averaging 4.1 per carry
- Also served as Mentor's punter in 2012, posted a 40.8 average
- Full name: Mitchell David Trubisky

COMMUNITY

- ✦ Pledged \$10,000 to Allen Robinson's Within Reach Foundation
- ✦ Serves on the Pittsburgh Steelers Social Justice Committee

REGULAR SEASON COMPARISON: PASSING - NEW ENGLAND PATRIOTS

DATE	OPP	W/L	GP/GS	C	ATT	YDS.	AVG.	TD	LG	INT	SK	SKYD	RTG
10/21/18	CHI vs. NE	L	S	26	50	333	6.7	2	54	2	2	14	69.8
TOTALS		0/1	1/1	21	33	168	5.1	1	23	1	3	16	--

POSTSEASON COMPARISON: PASSING - NEW ENGLAND PATRIOTS

DATE	OPP	W/L	GP/GS	C	ATT	YDS.	AVG.	TD	LG	INT	SK	SKYD	RTG
1/15/22	BUF vs. NE	W	P	0	0	0	0.0	0	0	0	0	0	0.0
TOTALS		1/0	1/0	0	0	0	0	0	0	0	0	0	--

MITCH TRUBISKY'S NFL REGULAR SEASON PASSING STATISTICS

DATE	TEAM	GP	GS	ATT.	CMP.	PCT.	YDS	AVG.	TD	INT.	LG	SK	LST	RATE
2017	Bears	12	12	330	196	59.4	2,193	6.6	7	7	70	31	196	77.5
2018	Bears	14	14	434	289	66.6	3,223	7.4	24	12	70t	24	143	95.4
2019	Bears	15	15	516	326	63.2	3,138	6.1	17	10	53	38	234	83.0
2020	Bears	10	9	297	199	67.0	2,055	6.9	16	8	53	18	125	93.5
2021	Bills	6	0	8	6	75.0	43	5.4	0	1	15	0	0	47.4
2022	Steelers	7	5	180	117	65.0	1,252	7.0	4	5	45	11	68	81.1
2023	Steelers	3	0	49	29	59.2	273	5.6	2	2	26	2	15	71.2
TOTALS		67	55	1,814	1,162	64.1	12,177	6.7	70	45	70T	124	781	86.0

MITCH TRUBISKY'S NFL POSTSEASON PASSING STATISTICS

DATE	TEAM	GP	GS	ATT.	CMP.	PCT.	YDS	AVG.	TD	INT.	LG	SK	LST	RATE
2018	Bears	1	1	43	26	60.5	303	7.0	1	0	45	2	12	89.6
2020	Bears	1	1	29	19	65.5	199	6.9	1	0	28	1	8	96.8
2021	Bills	1	0	0	0	0.0	0	0.0	0	0	0	0	0	0.0
TOTALS		3	2	72	45	62.5	502	7.0	2	0	45	3	20	92.5

MITCH TRUBISKY'S NFL REGULAR SEASON RUSHING STATISTICS

DATE	TEAM	NO.	YDS.	AVG.	LG	TD
2017	Bears	41	248	6.0	46	2
2018	Bears	68	421	6.2	39	3
2019	Bears	48	193	4.0	23t	2
2020	Bears	33	195	5.9	45	1
2021	Bills	13	24	1.8	22	1
2022	Steelers	19	38	2.0	9	2
2023	Steelers	6	23	3.8	8	0
TOTALS		228	1,142	5.0	46	11

MITCH TRUBISKY'S NFL POSTSEASON RUSHING STATISTICS

DATE	TEAM	NO.	YDS.	AVG.	LG	TD
2018	Bears	3	9	3.0	6	0
2020	Bears	3	10	3.3	7	0
2021	Bills	3	-2	-0.7	0	0
TOTALS		9	17	1.9	7	0

MITCH TRUBISKY'S NFL REGULAR SEASON PASSING/RUSHING STATISTICS

DATE	TEAM	GP	GS	PASSING										RUSHING					
				ATT.	CMP.	PCT.	YDS	AVG.	TD	INT.	LG	SK	LST	RATE	NO.	YDS.	AVG.	LG	TD
2017	Bears	12	12	330	196	59.4	2,193	6.6	7	7	70	31	196	77.5	41	248	6.0	46	2
2018	Bears	14	14	434	289	66.6	3,223	7.4	24	12	70t	24	143	95.4	68	421	6.2	39	3
2019	Bears	15	15	516	326	63.2	3,138	6.1	17	10	53	38	234	83.0	48	193	4.0	23t	2
2020	Bears	10	9	297	199	67.0	2,055	6.9	16	8	53	18	125	93.5	33	195	5.9	45	1
2021	Bills	6	0	8	6	75.0	43	5.4	0	1	15	0	0	47.4	13	24	1.8	22	1
2022	Steelers	7	5	180	117	65.0	1,252	7.0	4	5	45	11	68	81.1	19	38	2.0	9	2
2023	Steelers	3	0	49	29	59.2	273	5.6	2	2	26	2	15	71.2	6	23	3.8	8	0
TOTALS		67	55	1,814	1,162	64.1	12,177	6.7	70	45	70T	124	781	86.0	228	1,142	5.0	46	11

MITCH TRUBISKY'S NFL POSTSEASON PASSING/RUSHING STATISTICS

DATE	TEAM	GP	GS	PASSING										RUSHING					
				ATT.	CMP.	PCT.	YDS	AVG.	TD	INT.	LG	SK	LST	RATE	NO.	YDS.	AVG.	LG	TD
2018	Bears	1	1	43	26	60.5	303	7.0	1	0	45	2	12	89.6	3	9	3.0	6	0
2020	Bears	1	1	29	19	65.5	199	6.9	1	0	28	1	8	96.8	3	10	3.3	7	0
2021	Bills	1	0	0	0	0.0	0	0.0	0	0	0	0	0	0.0	3	-2	-0.7	0	0
TOTALS		3	2	72	45	62.5	502	7.0	2	0	45	3	20	92.5	9	17	1.9	7	0

SINGLE-GAME HIGHS: QUARTERBACK

Pass Attempts	54 vs. New Orleans Saints, Oct 20, 2019 53 at Green Bay Packers, Dec 15, 2019	Passer Rating	154.6 vs. Tampa Bay Buccaneers, Sep 30, 2018 148.6 vs. Detroit Lions, Nov 11, 2018
Pass Completions	34 vs. New Orleans Saints, Oct 20, 2019 33 vs. Green Bay Packers, Jan 03, 2021	Rush Attempts	10 vs. Dallas Cowboys, Dec 05, 2019 10 vs. Minnesota Vikings, Nov 18, 2018
Yards Passing	355 vs. Detroit Lions, Nov 11, 2018 354 vs. Tampa Bay Buccaneers, Sep 30, 2018	Rushing Yards	81 vs. New England Patriots, Oct 21, 2018 63 vs. Dallas Cowboys, Dec 05, 2019
TD Passes	6 vs. Tampa Bay Buccaneers, Sep 30, 2018 3 vs. Houston Texans, Dec 13, 2020 ...8 more at 3.	Rushing Average	6.3 vs. Dallas Cowboys, Dec 05, 2019 6.3 vs. Cleveland Browns, Dec 24, 2017 46 at New Orleans Saints, Oct 29, 2017
Long Passes	70t vs. New York Jets, Oct 28, 2018 70 vs. Carolina Panthers, Oct 22, 2017	Longest Runs	45 at Atlanta Falcons, Sep 27, 2020 1 at Carolina Panthers, Dec 18, 2022 1 at Cleveland Browns, Sep 22, 2022 ...9 more at 1.
Completion Percentage	86.2 at San Francisco 49ers, Dec 23, 2018 80.6 at Washington Redskins, Sep 23, 2019	Rushing TDs	

SINGLE-GAME HIGHS - POSTSEASON: QUARTERBACK

Pass Attempts	43 vs. Philadelphia Eagles, Jan 06, 2019 29 at New Orleans Saints, Jan 10, 2021	Completion Percentage	65.5 at New Orleans Saints, Jan 10, 2021 60.5 vs. Philadelphia Eagles, Jan 06, 2019
Pass Completions	26 vs. Philadelphia Eagles, Jan 06, 2019 19 at New Orleans Saints, Jan 10, 2021	Passer Rating	96.8 at New Orleans Saints, Jan 10, 2021 89.6 vs. Philadelphia Eagles, Jan 06, 2019
Yards Passing	303 vs. Philadelphia Eagles, Jan 06, 2019 199 at New Orleans Saints, Jan 10, 2021	Rush Attempts	3 vs. New England Patriots, Jan 15, 2022 3 at New Orleans Saints, Jan 10, 2021
TD Passes	1 at New Orleans Saints, Jan 10, 2021 1 vs. Philadelphia Eagles, Jan 06, 2019	Rushing Yards	3 vs. Philadelphia Eagles, Jan 06, 2019 10 at New Orleans Saints, Jan 10, 2021
Long Passes	45 vs. Philadelphia Eagles, Jan 06, 2019 34 vs. Philadelphia Eagles, Jan 06, 2019 31 vs. Philadelphia Eagles, Jan 06, 2019 28 at New Orleans Saints, Jan 10, 2021 27 vs. Philadelphia Eagles, Jan 06, 2019	Longest Runs	9 vs. Philadelphia Eagles, Jan 06, 2019 7 at New Orleans Saints, Jan 10, 2021 6 vs. Philadelphia Eagles, Jan 06, 2019 4 vs. Philadelphia Eagles, Jan 06, 2019 2 at New Orleans Saints, Jan 10, 2021 1 at New Orleans Saints, Jan 10, 2021

300-YARD PASSING GAMES (7): REGULAR SEASON


DATE	TEAM	NO.	YDS.	AVG.	LG	TD
12/16/17	at Lions	31	314	10.1	22	1
09/30/18	BUCCANEERS	19	354	18.6	47	6
10/14/18	at Dolphins	22	316	14.4	54	3
10/21/18	PATRIOTS	26	333	12.8	54	2
11/11/18	LIONS	23	355	15.4	55	3
11/28/19	at Lions	29	338	11.7	35	3
12/15/19	at Packers	29	334	11.5	34	1

300-YARD PASSING GAMES (1): POSTSEASON

DATE	TEAM	NO.	YDS.	AVG.	LG	TD
01/06/19	EAGLES	26	303	11.7	45	1

2023 GAME-BY-GAME REGULAR-SEASON STATISTICS (STEELERS)

DATE	OPPONENT	P/S	PASSING											RUSHING				W/L	SCORE		
			ATT	CMP	YDS	PCT	Y/A	Y/C	TD	INT	LG	SK/YD	RATE	ATT	YDS	LG	TD				
09/10	49ers																			L	7-30
09/18	Browns																			W	26-22
09/24	at Raiders																			W	23-18
10/01	at Texans	P	5	3	18	60.0	3.6	6.0	0	0	8	0/0	67.1	0	0	0	0	0	L	6-30	
10/08	Ravens																		W	17-10	
10/22	at Rams																		W	24-17	
10/29	Jaguars	P	27	15	138	55.6	5.1	9.2	1	2	22t	2/15	51.2	3	18	8	0	L	10-20		
11/02	Titans																		W	20-16	
11/12	Packers																		W	23-19	
11/19	at Browns																		L	10-13	
11/26	at Bengals																		W	16-10	
12/03	Cardinals	P	17	11	117	64.7	6.9	10.6	1	0	26	0/0	104.3	3	5	6	0	L	10-24		
2023 TOTALS		3-0	49	29	273	59.2	5.6	9.4	2	2	26	2/15	71.2	6	23	8	0	7-5			



38

LINEBACKER

MYKAL WALKER

HEIGHT: 6-3

WEIGHT: 232

BORN: August 28, 1997

COLLEGE: Fresno State

BIRTHPLACE: Sacramento, CA

HOW ACQUIRED: FA '23

NFL EXPERIENCE: 4th year

TRANSACTIONS: Selected by Atlanta Falcons in the fourth round (119th overall) of the 2020 NFL Draft...Waived by Falcons, Aug. 13, 2023...Claimed via waivers by Chicago Bears, Aug. 14, 2023...Waived by Bears, Aug. 29, 2023...Signed by Las Vegas Raiders to practice squad, Sept. 19, 2023.

REGULAR SEASON COMPARISON: DEFENSIVE - NEW ENGLAND PATRIOTS

DATE	OPP	W/L	GP/GS	TACKLES					SACK	YDS.	INT	TFL	PD	QBH	TD	MISC	
				TOT	SOLO	ASST	FF	FR									
11/18/21	ATL vs. NE	L	P	1	0	1	0.0	0.0	0	0	0	0	0	0	0	0	0
TOTALS				0/1	1/0	1	0	1	0.0	0.0	0	0	0	0	0	0	0

MYKAL WALKER'S NFL REGULAR SEASON DEFENSIVE STATISTICS

DATE	TEAM	GP	GS	TACKLES					INTERCEPTIONS					O. FUMB			ST			MISC								
				TK	S	A	TFL	YDS	SK	YDS	QBH	NO	YDS	LG	TD	PD	FF	FR	TD	YDS	TK	S	A	FF	FR	S	A	
2020	Falcons	16	6	39	26	13	1	7	0.0	0.0	2	0	0	0	0	1	1	0	0	0	6	5	1	0	0	0	0	
2021	Falcons	17	2	28	15	13	0	0	0.0	0.0	1	1	66	66t	1	4	0	1	0	4	7	2	5	0	0	0	0	
2022	Falcons	16	12	107	56	51	4	23	1.0	9.0	1	2	33	21	0	6	1	0	0	0	0	0	0	0	0	0	0	
2023	Raiders	0	0	0	0	0	0	0	0.0	0.0	0	0	0	0	0	0	0	0	0	0	0	0	0	0	0	0	0	
		Went from Las Vegas to Pittsburgh.																										
2023	Steelers	1	1	17	11	6	1	0	0.0	0.0	0	0	0	0	0	0	0	0	0	0	0	0	0	0	0	0	0	0
2023	TOTAL	1	1	17	11	6	1	0	0.0	0.0	0	0	0	0	0	0	0	0	0	0	0	0	0	0	0	0	0	0
NFL TOTALS		50	21	191	108	83	6	30	1.0	9.0	4	3	99	66T	1	11	2	1	0	4	13	7	6	0	0	0	0	0

SINGLE-GAME HIGHS: DEFENSIVE

- | | | | |
|--------------------------|--|----------------------------------|--|
| Total Tackles | 11 vs. Carolina Panthers, Oct 30, 2022
11 at Tampa Bay Buccaneers, Oct 09, 2022
...2 more at 11. | Tackles For Loss | 2 vs. New Orleans Saints, Sep 11, 2022
1 vs. Arizona Cardinals, Dec 03, 2023
...3 more at 1. |
| Solo Tackles | 8 vs. Carolina Panthers, Oct 30, 2022
8 vs. Cleveland Browns, Oct 02, 2022
...1 more at 8. | Interceptions | 1 at Washington Commanders, Nov 27, 2022
1 at Los Angeles Rams, Sep 18, 2022
...1 more at 1. |
| Sacks | 1.0 vs. New Orleans Saints, Sep 11, 2022 | Interception Return Yards | 66 at Carolina Panthers, Dec 12, 2021 |
| Passes Defensed | 2 at Washington Commanders, Nov 27, 2022
2 vs. Chicago Bears, Nov 20, 2022 | Special Teams Tackles | 2 vs. Denver Broncos, Nov 08, 2020
1 at Buffalo Bills, Jan 02, 2022
...10 more at 1. |
| Forced Fumbles | 1 vs. New Orleans Saints, Sep 11, 2022
1 vs. Chicago Bears, Sep 27, 2020 | Longest Opp Fumble Return | 4 at Tampa Bay Buccaneers, Sep 19, 2021 |
| Fumble Recoveries | 1 at Tampa Bay Buccaneers, Sep 19, 2021 | | |

2023 GAME-BY-GAME REGULAR-SEASON STATISTICS (RAIDERS/STEELERS)

DATE	OPPONENT	P/S	TACKLES					INTERCEPTIONS					O. FUMB			ST			MISC		W/L	SCORE						
			TK	S	A	SK	YDS	TFL	YDS	QBH	NO	YDS	LG	TD	PD	FF	FR	TD	YDS	TK			S	A	FF	FR	S	A
09/10	at Broncos																									W	17-16	
09/17	at Bills																									L	10-38	
09/24	Steelers																									L	18-23	
10/01	at Chargers																									L	17-24	
10/09	Packers																									W	17-13	
10/15	Patriots																									W	21-17	
10/22	at Bears																									L	12-30	
		Went from Raiders to Steelers.																										
12/03	Cardinals	S	10	7	3	0.0	0.0	1	0	0	0	0	0	0	0	0	0	0	0	0	0	0	0	0	0	0	L	10-24
2023 TOTALS		1-1	10	7	3	0.0	0.0	1	0	0	0	0	0	0	0	0	0	0	0	0	0	0	0	0	0	0	3-5	

29

CORNERBACK

LEVI WALLACE
(L12 eye line to the ground)

HEIGHT: 6-0
WEIGHT: 179
BORN: June 12, 1995
COLLEGE: Alabama

BIRTHPLACE: Tucson, AZ
HOW ACQUIRED: FA '22
NFL EXPERIENCE: 6th year

PRO CAREER

- ✦ Has played in 67 games (61 starts) over his four-year NFL career (Buffalo 2018-21; Pittsburgh 2022)
- ✦ Has registered 267 tackles (204 solo), 43 passes defended, seven tackles for loss, 10 interceptions and one fumble recovery
- ✦ His 61 starts as an undrafted free agent rank ninth among cornerbacks and 22nd among defensive backs in the League since 2011
- ✦ Tied for second in games started by an undrafted free agent over a five year span since 2011 (CB Brandon Browner, 61, 2011-15; DT Poona Ford, 64, 2018-22)
- ✦ Tied for 14th in games started by undrafted free agents over the first five years of their career since 2011
- ✦ Made NFL debut in Week 1 of 2018 (at N.Y. Jets)
- ✦ Made NFL starting debut in Week 1 of 2018 (at N.Y. Jets)

2022 (STEELERS)

- ✦ Played in 15 regular-season games (nine starts)
- ✦ Registered 48 tackles (33 solo) and 13 passes defended (second-most on the team)
- ✦ Caught a career-best four interceptions to rank second on the team, tied-11th overall in the NFL and tied-fifth in the NFL among cornerbacks
- ✦ Recorded his first interception of the season against his former team when he picked off QB Josh Allen in Week 5 at Buffalo
- ✦ Caught interceptions in back-to-back games for the first time with one a piece in Week 10 vs. New Orleans and Week 12 vs. Cincinnati
- ✦ Tied his career-high three passes defended in a single game in Week 10 vs. New Orleans
- ✦ Picked off QB Deshaun Watson in the second quarter in Week 18 vs. Cleveland

2021 (BILLS)

- ✦ Played in and started all 17 regular-season games
- ✦ Led Buffalo with 10 passes defended and ranked third on the Bills with two interceptions
- ✦ Registered a career-best three takeaways (added a fumble recovery)
- ✦ Recorded 58 tackles (47 solo) and one TFL
- ✦ Registered his first career postseason interception (vs. New England, Jan. 15, 2022)

2020 (BILLS)

- ✦ Played in and started 12 regular-season games
- ✦ Recorded 48 tackles (34 solo), one TFL, one quarterback hit, two interceptions and eight passes defended
- ✦ Posted first career sack (Lamar Jackson) in playoff game vs. Baltimore (Jan. 16, 2021)
- ✦ Sealed victory at Pittsburgh (Dec. 13, 2020) with a fourth quarter interception
- ✦ Registered a career-high 10 tackles at San Francisco (Dec. 7)
- ✦ Collected a career-best three passes defended vs. Pittsburgh (Dec. 13)

2019 (BILLS)

- ✦ Played in and started all 16 regular-season games
- ✦ Recorded a career-best 76 tackles (66 solo), a career-high four TFL, two interceptions and nine passes defended
- ✦ Registered his first career interception in the final seconds of a 17-10 victory at Pittsburgh (Dec. 15, 2019)
- ✦ Picked off QB Sam Darnold in Week 17 vs. New York Jets for his second interception of the season

2018 (BILLS)

- ✦ Played in and started seven regular-season games after spending the first few weeks of the season on the practice squad
- ✦ Recorded 37 tackles (24 solo), one tackle for loss, one quarterback hit and three passes defended

TRANSACTIONS

- ✦ Signed a two-year contract with Pittsburgh on Mar. 15, 2022
- ✦ Signed a one-year contract with Buffalo on Mar. 17, 2021
- ✦ Signed a one-year contract with the Bills on Mar. 10, 2020
- ✦ Promoted to the Buffalo active roster on Nov. 6, 2018
- ✦ Signed to the Bills practice squad on Sept. 3, 2018
- ✦ Waived by Buffalo on Sept. 1, 2018
- ✦ Signed with the Bills as an undrafted free agent on May 1, 2018

COLLEGE

- ✦ A former walk-on at Alabama, Wallace not only earned a scholarship with the Crimson Tide but also a starting role on their National Championship squad in 2017 (alongside current Steelers' safety Minkah Fitzpatrick)
- ✦ Played in 25 games for Alabama and registered 59 tackles, 38 solo, 4.5 TFL, 2.0 sacks, three interceptions and 20 passes defended
- ✦ Registered 48 tackles, including 4.5 tackles for loss (-22 yards) and two sacks (-18 yards) as a senior in 2017
- ✦ Paced the Tide in pass breakups with 15 and led the SEC in passes defended with 18 in 2017
- ✦ Finished 21st nationally in passes defended and was selected as a semifinalist for the Jim Thorpe Award, joining teammate Minkah Fitzpatrick on the list
- ✦ Tied for second on the team in interceptions with three, one of which he returned for a touchdown, in 2017
- ✦ Tabbed a Second Team All-SEC honoree by the Associated Press in 2017

PERSONAL

- ✦ Attended Tucson High School (Tucson, Ariz.)
- ✦ Son of Wendy and the late Walter Wallace, he has a younger brother, Lawrence
- ✦ In 2020 offseason, teamed up with the American Cancer Society to raise money and aware during a live stream event of him playing Fortnite with former Bills and Alabama teammates
- ✦ Lost an aunt to breast cancer and grandfather to prostate cancer
- ✦ Earned his degree in business with a sales certification

COMMUNITY

- ✦ Hosted a youth football camp and combine during the 2023 offseason
- ✦ Donated daycare supplies to a local Pittsburgh daycare during the 2023 offseason
- ✦ Visited the daycare to assemble the donations and spend time with the children
- ✦ Hosts a golf tournament to raise funds for his foundation
- ✦ Volunteered at Buffalo City Mission, a shelter that provides shelter, hot meals, counseling and recuperative care to the homeless by serving meals.
- ✦ Reads to children at daycares and centers
- ✦ Levi Wallace Foundation: Helping to bridge the gap in marginalized communities by providing the youth with impactful opportunities, resources, and programs that will not only maximize their potential, but directly highlight their growth

REGULAR SEASON COMPARISON: DEFENSIVE - NEW ENGLAND PATRIOTS

DATE	OPP	W/L	GP/GS	TACKLES				SACK	YDS.	INT	TFL	PD	QBH	TD	MISC		
				TOT	SOLO	ASST	YDS.								FF	FR	FR
12/23/18	BUF @ NE	L	S	8	4	4	4	0.0	0.0	0	0	0	0	0	0	0	0
9/29/19	BUF vs. NE	L	S	6	4	2	0	0.0	0.0	0	1	0	0	0	0	0	0
12/21/19	BUF @ NE	L	S	3	2	1	0	0.0	0.0	1	0	0	0	0	0	0	0
11/1/20	BUF vs. NE	W	S	2	2	0	0	0.0	0.0	0	0	0	0	0	0	0	0
12/28/20	BUF @ NE	W	S	1	1	0	0	0.0	0.0	0	1	0	0	0	0	0	0
12/6/21	BUF vs. NE	L	S	3	1	2	0	0.0	0.0	0	0	0	0	0	0	0	0
12/26/21	BUF @ NE	W	S	1	1	0	0	0.0	0.0	0	0	0	0	0	0	0	0
9/18/22	PIT vs. NE	L	P	1	1	0	0	0.0	0.0	0	0	0	0	0	0	0	0
TOTALS		3/5	8/7	25	16	9	0	0.0	0.0	0	1	2	0	0	0	0	0

POSTSEASON COMPARISON: DEFENSIVE - NEW ENGLAND PATRIOTS

DATE	OPP	W/L	GP/GS	TACKLES				SACK	YDS.	INT	TFL	PD	QBH	TD	MISC		
				TOT	SOLO	ASST	YDS.								FF	FR	FR
11/15/22	BUF vs. NE	W	S	5	4	1	0	0.0	0.0	1	0	1	0	0	0	0	0
TOTALS		1/0	1/1	5	4	1	0	0.0	0.0	1	0	1	0	0	0	0	0

LEVI WALLACE'S NFL REGULAR SEASON DEFENSIVE STATISTICS

DATE	TEAM	GP	GS	TK	S	A	TACKLES				INTERCEPTIONS				O. FUMB				ST			MISC							
							TFL	YDS	SK	YDS	QBH	NO	YDS	LG	TD	PD	FF	FR	TD	YDS	TK	S	A	FF	FR	S	A		
2018	Bills	7	7	37	24	13	1	1	0.0	0.0	1	0	0	0	3	0	0	0	0	0	0	0	0	0	0	0	0	0	0
2019	Bills	16	16	76	66	10	4	4	0.0	0.0	2	2	2	0	9	0	0	0	0	0	0	0	0	0	0	0	0	0	0
2020	Bills	12	12	48	34	14	1	2	0.0	0.0	1	2	0	0	8	0	0	0	0	0	0	0	0	0	0	0	0	0	0
2021	Bills	17	17	58	47	11	1	4	0.0	0.0	2	29	15	0	10	1	0	0	0	0	0	0	0	0	0	0	0	0	0
2022	Steelers	15	9	48	33	15	0	0	0.0	0.0	0	4	6	3	13	0	0	0	0	0	0	0	0	0	0	0	0	0	0
2023	Steelers	11	6	27	21	6	0	0	0.0	0.0	2	0	0	0	10	0	0	0	0	0	0	0	0	0	0	0	0	0	0
NFL TOTALS		78	67	294	225	69	7	11	0.0	0.0	2	12	37	15	0	53	0	1	0	0	0	0	0	0	0	0	0	0	0

LEVI WALLACE'S NFL POSTSEASON DEFENSIVE STATISTICS

DATE	TEAM	GP	GS	TK	S	A	TACKLES				INTERCEPTIONS				O. FUMB				ST			MISC							
							TFL	YDS	SK	YDS	QBH	NO	YDS	LG	TD	PD	FF	FR	TD	YDS	TK	S	A	FF	FR	S	A		
2019	Bills	0	0	0	0	0	0	0	0.0	0.0	0	0	0	0	0	0	0	0	0	0	0	0	0	0	0	0	0	0	0
2020	Bills	3	3	12	8	4	2	11	1.0	11.0	1	0	0	0	1	0	0	0	0	0	0	0	0	0	0	0	0	0	0
2021	Bills	2	2	11	8	3	1	2	0.0	0.0	0	1	0	0	1	0	0	0	0	0	0	0	0	0	0	0	0	0	0
NFL TOTALS		5	5	23	16	7	3	13	1.0	11.0	1	1	0	0	1	1	0	0	0	0	0	0	0	0	0	0	0	0	0

SINGLE-GAME HIGHS: DEFENSIVE

Total Tackles	10 at San Francisco 49ers, Dec 07, 2020 10 at Miami Dolphins, Sep 20, 2020	Tackles For Loss	1 at Jacksonville Jaguars, Nov 07, 2021 1 vs. New York Jets, Sep 13, 2020 ...5 more at 1.
Solo Tackles	8 at New York Giants, Sep 15, 2019 7 at San Francisco 49ers, Dec 07, 2020 ...3 more at 7.	Interceptions	2 at Las Vegas Raiders, Sep 24, 2023 1 vs. Cleveland Browns, Jan 08, 2023 ...9 more at 1.
Passes Defensed	4 at Las Vegas Raiders, Sep 24, 2023 3 vs. New Orleans Saints, Nov 13, 2022 ...1 more at 3.	Interception Return Yards	15 at New York Jets, Nov 14, 2021 14 at Miami Dolphins, Sep 19, 2021
Fumble Recoveries	1 at Jacksonville Jaguars, Nov 07, 2021		

SINGLE-GAME HIGHS - POSTSEASON: DEFENSIVE

Table listing defensive statistics: Total Tackles, Solo Tackles, Sacks, Passes Defensed, Forced Fumbles, Tackles For Loss, Interceptions.

2023 GAME-BY-GAME REGULAR-SEASON STATISTICS (STEELERS)

Table of 2023 game-by-game regular-season statistics for the Steelers, including columns for Date, Opponent, P/S, Tackles, Interceptions, O. Fumb, ST, Misc, W/L, and Score.

2022 GAME-BY-GAME REGULAR-SEASON STATISTICS (STEELERS)

Table of 2022 game-by-game regular-season statistics for the Steelers, including columns for Date, Opponent, P/S, Tackles, Interceptions, O. Fumb, ST, Misc, W/L, and Score.

2021 GAME-BY-GAME REGULAR-SEASON STATISTICS (BILLS)

Table of 2021 game-by-game regular-season statistics for the Bills, including columns for Date, Opponent, P/S, Tackles, Interceptions, O. Fumb, ST, Misc, W/L, and Score.



30

RUNNING BACK

JAYLEN WARREN

HEIGHT: 5-8
 WEIGHT: 215
 BORN: November 1, 1998
 COLLEGE: Oklahoma State

BIRTHPLACE: Cottonwoods Heights, UT
 HOW ACQUIRED: UDFA '22
 NFL EXPERIENCE: 2nd year

PRO CAREER

- ✦ Has played in 16 games (no starts)
- ✦ Made NFL debut in Week 1 of 2022 (at Cincinnati)

2022 (STEELERS)

- ✦ Played in 16 regular-season games
- ✦ Rushed 77 times for 379 yards and one touchdown
- ✦ Added on 28 receptions for 214 yards
- ✦ Ranked sixth in rushing yards by an undrafted free agent running back in 2022
- ✦ Broke off runs of 10-plus yards 11 times, including three in Week 8 at Philadelphia
- ✦ Caught a pass for 26 yards, his longest reception and the longest by a Steelers running back of the season, in Week 10 vs. New Orleans
- ✦ Was inactive Week 12 at Indianapolis due to injury
- ✦ Punched in his first career touchdown in Week 15 at Carolina on a two-yard run
- ✦ Had a season-long 31-yard run in Week 17 at Baltimore to contribute to his total of 98 all-purpose yards

TRANSACTIONS

- ✦ Signed as an undrafted free agent with Pittsburgh on May 2, 2022

COLLEGE

- ✦ A JUCO product (Snow College, 2018) who played two years at Utah State (2019-20) before transferring to Oklahoma State for his final collegiate season (2021)
- ✦ Rushed for 2,126 yards and 19TDs on 407 carries (5.0 yards/rush) in 29 career college games
- ✦ Named the 2021 Big 12 Offensive Newcomer of the Year by the league's head coaches
- ✦ Voted as a captain by his teammates at the end of his lone season in Stillwater
- ✦ One of seven finalists for the 2021 Polynesian College Football Player of the Year Award
- ✦ Finished 2021 ranked in top 25 among all FBS players with 1,216 rushing yards and 11 carries of at least 20 yards
- ✦ Ranked 28th in the FBS with 1,441 yards from scrimmage in 2021
- ✦ His '21 season rushing total tied for 19th-most in a single season in school history
- ✦ Started the final 12 games of the year and played in all 14, although he was available for just the first two snaps with no carries due to an injury in the Big 12 Championship game
- ✦ Scored 11 rushing TDs on the year
- ✦ Finished with five 100-yard rushing performances, including 218 vs. Boise State, 193 vs. Texas, 125 vs. Baylor, 123 vs. Kansas State and 113 vs. TCU
- ✦ Had OSU's longest rush (75-yard TD run at Boise State) and reception (52-yard catch vs. K-State) of the year
- ✦ Had two of the top six single-game rushing yardage totals in the Big 12, including No. 2 (218 at Boise State) and No. 6 (193 at Texas)
- ✦ Received five Big 12 weekly honors, which marked two more than any other player in the conference

PERSONAL

- ✦ Derrell Jaylen Warren was born Nov. 1, 1998, in Clinton, North Carolina
- ✦ Son of Derrick and Salaneta Warren
- ✦ Graduated with a degree in sociology
- ✦ Named the 2016 Deseret News' Mr. Football and the Salt Lake Tribune Player of the Year after leading East to an undefeated 14-0 season and second consecutive Class 4A state championship
- ✦ Helped the Leopards lead the nation in rushing with 6,797 yards (485.5 ypg)
- ✦ Totaled 3,099 yards rushing during his senior season to shatter the 37-year-old single-season state rushing record, while becoming the first player in the history of Utah high school football to ever reach the 3,000-yard mark
- ✦ Tied a single-season state record with 38 rushing touchdowns as a senior in 2016

REGULAR SEASON COMPARISON: RECEIVING - NEW ENGLAND PATRIOTS

DATE	OPP	W/L	GP/GS	REC	YDS.	AVG.	TD	LG	TGTS	YAC
9/18/22	PIT vs. NE	L	P	1	0	0.0	0	0	1	1
TOTALS		0/1	1/0	1	0	0.0	0	0	1	1

JAYLEN WARREN'S NFL REGULAR SEASON RUSHING/RECEIVING STATISTICS

DATE	TEAM	RUSHING						RECEIVING					
		GP	GS	NO.	YDS.	AVG.	LG	TD	NO.	YDS.	AVG.	LG	TD
2022	Steelers	16	0	77	379	4.9	31	1	28	214	7.6	26	0
2023	Steelers	12	0	102	601	5.9	74t	3	38	243	6.4	30	0
NFL TOTALS		28	0	179	980	5.5	74T	4	66	457	6.9	30	0

JAYLEN WARREN'S NFL REGULAR SEASON RETURN STATISTICS

DATE	TEAM	KICKOFF RETURNS					PUNT RETURNS					
		RET.	YDS.	AVG.	LG	TD	NO.	FC	YDS.	AVG.	LG	TD
2022	Steelers	0	0	0.0	0	0	0	0	0	0.0	0	0
2023	Steelers	0	0	0.0	0	0	0	0	0	0.0	0	0
NFL TOTALS		0	0	0.0	0	0	0	0	0	0.0	0	0

SINGLE-GAME HIGHS: RUSHING/RECEIVING

Rush Attempts	15 vs. Green Bay Packers, Nov 12, 2023 13 at Cincinnati Bengals, Nov 26, 2023	Receiving Yards	66 vs. Cleveland Browns, Sep 18, 2023 40 vs. New Orleans Saints, Nov 13, 2022
Rushing Yards	129 at Cleveland Browns, Nov 19, 2023 101 vs. Green Bay Packers, Nov 12, 2023	Receiving Average	16.5 vs. Cleveland Browns, Sep 18, 2023 13.3 vs. New Orleans Saints, Nov 13, 2022
Rushing Average	14.3 at Cleveland Browns, Nov 19, 2023 8.0 vs. Tennessee Titans, Nov 02, 2023	Longest Receptions	30 vs. Cleveland Browns, Sep 18, 2023 26 vs. New Orleans Saints, Nov 13, 2022
Longest Runs	74t at Cleveland Browns, Nov 19, 2023 31 at Baltimore Ravens, Jan 01, 2023	All-Purpose Yards	145 at Cleveland Browns, Nov 19, 2023 113 vs. Tennessee Titans, Nov 02, 2023
Rushing TDs	1 at Cleveland Browns, Nov 19, 2023 1 vs. Green Bay Packers, Nov 12, 2023 ...2 more at 1.	Special Teams Tackles	1 vs. Cleveland Browns, Jan 08, 2023 1 vs. Tampa Bay Buccaneers, Oct 16, 2022 ...1 more at 1.
Receptions	6 at Houston Texans, Oct 01, 2023 5 vs. San Francisco 49ers, Sep 10, 2023	Most TDs	1 at Cleveland Browns, Nov 19, 2023 1 vs. Green Bay Packers, Nov 12, 2023 ...2 more at 1.

100-YARD RUSHING GAMES (2): REGULAR SEASON

DATE	TEAM	ATT.	YDS.	AVG.	LG	TD
11/12/23	PACKERS	15	101	6.7	20	1
11/19/23	at Browns	9	129	14.3	74t	1

2023 GAME-BY-GAME REGULAR-SEASON STATISTICS (STEELERS)

DATE	OPPONENT	P/S	RUSHING					RECEIVING					W/L	SCORE
			NO.	YDS.	AVG.	LG	TD	NO.	YDS.	AVG.	LG	TD		
09/10	49ers	P	3	6	2.0	3	0	5	12	2.4	9	0	L	7-30
09/18	Browns	P	6	20	3.3	8	0	4	66	16.5	30	0	W	26-22
09/24	at Raiders	P	8	29	3.6	11	0	3	23	7.7	16	0	W	23-18
10/01	at Texans	P	8	29	3.6	18	0	6	26	4.3	7	0	L	6-30
10/08	Ravens	P	9	40	4.4	16	0	3	39	13.0	23	0	W	17-10
10/22	at Rams	P	6	32	5.3	13t	1	1	-1	-1.0	-1	0	W	24-17
10/29	Jaguars	P	5	19	3.8	8	0	4	19	4.8	11	0	L	10-20
11/02	Titans	P	11	88	8.0	22	0	3	25	8.3	9	0	W	20-16
11/12	Packers	P	15	101	6.7	20	1	2	9	4.5	6	0	W	23-19
11/19	at Browns	P	9	129	14.3	74t	1	3	16	5.3	14	0	L	10-13
11/26	at Bengals	P	13	49	3.8	9	0	3	13	4.3	15	0	W	16-10
12/03	Cardinals	P	9	59	6.6	18	0	1	-4	-4.0	-4	0	L	10-24
2023 TOTALS		12-0	102	601	5.9	74T	3	38	243	6.4	30	0	7-5	

2022 GAME-BY-GAME REGULAR-SEASON STATISTICS (STEELERS)

DATE	OPPONENT	P/S	RUSHING					RECEIVING					W/L	SCORE
			NO.	YDS.	AVG.	LG	TD	NO.	YDS.	AVG.	LG	TD		
09/11	at Bengals	P	3	7	2.3	3	0	0	0	0.0	0	0	W	23-20+
09/18	Patriots	P	4	15	3.8	6	0	1	0	0.0	0	0	L	14-17
09/22	at Browns	P	4	30	7.5	10	0	1	3	3.0	3	0	L	17-29
10/02	Jets	P	3	18	6.0	14	0	1	4	4.0	4	0	L	20-24
10/09	at Bills	P	5	24	4.8	12	0	4	39	9.8	13	0	L	3-38
10/16	Buccaneers	P	2	2	1.0	1	0	0	0	0.0	0	0	W	20-18
10/23	at Dolphins	P	2	7	3.5	4	0	2	17	8.5	10	0	L	10-16
10/30	at Eagles	P	6	50	8.3	19	0	3	25	8.3	15	0	L	13-35
11/13	Saints	P	9	37	4.1	21	0	3	40	13.3	26	0	W	20-10
11/20	Bengals	P	0	0	0.0	0	0	1	9	9.0	9	0	L	30-37
11/28	at Colts												W	24-17
12/04	at Falcons	P	1	5	5.0	5	0	2	14	7.0	7	0	W	19-16
12/11	Ravens	P	3	11	3.7	8	0	2	16	8.0	14	0	L	14-16
12/18	at Panthers	P	11	38	3.5	9	1	1	11	11.0	11	0	W	24-16
12/24	Raiders	P	6	23	3.8	13	0	1	7	7.0	7	0	W	13-10
01/01	at Ravens	P	12	76	6.3	31	0	3	22	7.3	10	0	W	16-13
01/08	Browns	P	6	36	6.0	22	0	3	7	2.3	3	0	W	28-14
2022 TOTALS		16-0	77	379	4.9	31	1	28	214	7.6	26	0	9-8	

+ - Overtime



80
TIGHT END
DARNELL WASHINGTON

HEIGHT: 6-7
WEIGHT: 264
BORN: August 17, 2001
COLLEGE: Georgia

BIRTHPLACE: Las Vegas, NV
HOW ACQUIRED: 03/23
NFL EXPERIENCE: R

PRO CAREER

- ✦ Has yet to make NFL debut

TRANSACTIONS

- ✦ Signed four-year contract with Pittsburgh on May 13, 2023
- ✦ Drafted by the Steelers in the third round (93rd overall) of the 2023 NFL Draft

COLLEGE

- ✦ Appeared in 36 games (27 starts) at Georgia (2020-22)
- ✦ Caught 45 passes for 774 yards and three TDs (17.2 yards per reception)
- ✦ 2022 All-SEC second team
- ✦ Started 14 of 15 games at tight end in 2022
- ✦ Caught 28 passes for 454 yards and two TDs
- ✦ Had two catches for 33 yards in season-opening win over Oregon
- ✦ Named a team co-captain for the Kent State and Auburn games
- ✦ Caught two passes for 33 yards, including a 28-yarder, in win over Samford
- ✦ Three catches for 47 yards in win over Florida
- ✦ Three catches for 64 yards in win at Missouri
- ✦ Had a career-high five receptions for 60 yards in win at Mississippi State
- ✦ Also had his first TD catch of the season in the game
- ✦ Had career-high four catches for 78 yards in win over Vanderbilt
- ✦ Had one catch for nine yards in win over Ohio State in the CFP Semifinal Chick-fil-A Peach Bowl
- ✦ Had one catch for 28 yards in the CFP National Championship Game
- ✦ Named to the preseason watch list for the John Mackey Award, given to the nation's outstanding collegiate tight end

PERSONAL

- ✦ Played at Desert Pines High School for head coach Tico Rodriguez
- ✦ Selected to play for Team Pressure in the 2020 Under Armour All-America Game, where he committed to Georgia in front of a national ESPN2 audience
- ✦ 247Sports.com composite five-star prospect
- ✦ Ranked as the No. 23 overall prospect nationally, the No. 1 athlete nationally and the top prospect in Nevada
- ✦ ESPN.com five-star prospect, No. 19 overall prospect nationally, No. 1 tight end prospect nationally and No. 1 prospect in Nevada
- ✦ PrepStar Magazine five-star prospect, Top 150 Dream Team, No. 1 Athlete and ranked No. 13 prospect nationally
- ✦ Rivals.com five-star prospect, No. 32 overall prospect nationally, No. 2 overall athlete prospect and No. 1 prospect in Nevada
- ✦ Honored as the No. 16 prospect nationally in the USA Today Chosen 25 in the preseason
- ✦ As a senior, helped lead Desert Pines to the No. 3 state ranking, an 11-1 record, 43.6 points per game and the 2019 NIAA Class 4A state semifinals
- ✦ Hauled in 31 catches for 586 receiving yards and four TDs his senior season, averaging 18.9 yards per reception
- ✦ Also played defensive end for DPHS, notching 15 tackles, four for loss, and an interception
- ✦ Selected to play for Team Diplomats at the 2019 Opening Finals, where he threw the top powerball throw (51 feet) on record and caught 17 passes for three TDs in 7-on-7 play
- ✦ Recognized with the 2018-19 Las Vegas Review Journal Richard Nelson Courage Award for overcoming obstacles to achieve athletic success
- ✦ Named to the 2018 USA Today All-USA and NIAA All-State Class 4A Second Team offenses following his junior season
- ✦ Also competed for the Jaguars varsity basketball team, averaging 11 points and 12 rebounds per game as a junior
- ✦ Full name is Darnell Ernest Washington
- ✦ Recipient of the Atlanta Greensboro Football Scholarship

DARNELL WASHINGTON'S NFL REGULAR SEASON RUSHING/RECEIVING STATISTICS

DATE	TEAM	GP	GS	RECEIVING					RUSHING				
				NO.	YDS.	AVG.	LG	TD	NO.	YDS.	AVG.	LG	TD
2023	Steelers	12	5	5	41	8.2	10	0	0	0	0.0	0	0
NFL TOTALS		12	5	5	41	8.2	10	0	0	0	0.0	0	0

DARNELL WASHINGTON'S NFL REGULAR SEASON RETURN STATISTICS

DATE	TEAM	KICKOFF RETURNS					PUNT RETURNS					
		RET.	YDS.	AVG.	LG	TD	NO.	FC	YDS.	AVG.	LG	TD
2023	Steelers	0	0	0.0	0	0	0	0	0	0.0	0	0
NFL TOTALS		0	0	0.0	0	0	0	0	0	0.0	0	0

SINGLE-GAME HIGHS: RECEIVING


Longest Receptions

10 at Cincinnati Bengals, Nov 26, 2023

10 at Houston Texans, Oct 01, 2023

2023 GAME-BY-GAME REGULAR-SEASON STATISTICS (STEELERS)

DATE	OPPONENT	P/S	RECEIVING					RUSHING					W/L	SCORE
			NO.	YDS.	AVG.	LG	TD	NO.	YDS.	AVG.	LG	TD		
09/10	49ers	P	0	0	0.0	0	0	0	0	0.0	0	0	L	7-30
09/18	Browns	S	0	0	0.0	0	0	0	0	0.0	0	0	W	26-22
09/24	at Raiders	S	0	0	0.0	0	0	0	0	0.0	0	0	W	23-18
10/01	at Texans	S	1	10	10.0	10	0	0	0	0.0	0	0	L	6-30
10/08	Ravens	S	0	0	0.0	0	0	0	0	0.0	0	0	W	17-10
10/22	at Rams	P	0	0	0.0	0	0	0	0	0.0	0	0	W	24-17
10/29	Jaguars	P	0	0	0.0	0	0	0	0	0.0	0	0	L	10-20
11/02	Titans	P	1	7	7.0	7	0	0	0	0.0	0	0	W	20-16
11/12	Packers	S	1	6	6.0	6	0	0	0	0.0	0	0	W	23-19
11/19	at Browns	P	1	8	8.0	8	0	0	0	0.0	0	0	L	10-13
11/26	at Bengals	P	1	10	10.0	10	0	0	0	0.0	0	0	W	16-10
12/03	Cardinals	P	0	0	0.0	0	0	0	0	0.0	0	0	L	10-24
2023 TOTALS		12-5	5	41	8.2	10	0	0	0	0.0	0	0	7-5	



90

LINEBACKER

T.J. WATT

HEIGHT: 6-4	BIRTHPLACE: Pewaukee, WI
WEIGHT: 252	HOW ACQUIRED: D1 '17
BORN: October 11, 1994	NFL EXPERIENCE: 7th year
COLLEGE: Wisconsin	

AP
PRO BOWL

AP AP AP
1ST TEAM ALL-STAR

AP AP AP
2ND TEAM ALL-STAR

AP AP AP
3RD TEAM ALL-STAR

20 19 20 21 18 19 20 21 22

PRO CAREER

AWARDS

- ✦ 2021 Associated Press Defensive Player of the Year
- ✦ Five-time Pro Bowler (2018, 2019, 2020, 2021, 2022)
- ✦ Three-time Associated Press First Team All-Pro (2019, 2020, 2021)
- ✦ Two-time Pro Football Writers of America (PFWA) First Team All-NFL (2020, 2021)
- ✦ 2021 PFWA Defensive Player of the Year
- ✦ 2021 Sporting News Defensive Player of the Year
- ✦ Three-time Pittsburgh Steelers MVP (2019, 2020, 2021)
- ✦ Two-time Deacon Jones Award winner (2020, 2021)
- ✦ Two-time The Committee of 101 AFC Defensive Player of the Year (2020, 2021)
- ✦ Associated Press Second Team All-Pro (2020)
- ✦ AFC Defensive Player of the Month (November 2019)
- ✦ Sporting News All-Pro, PFWA All-NFL Team and PFWA All-AFC Team (2019)
- ✦ AFC Defensive Player of the Week (Weeks 1 and 5 of 2018; Week 2 of 2020; Weeks 6, 13 and 17 of 2021)
- ✦ Two-time Steelers team captain (2020, 2022)

CAREER HIGHLIGHTS

- ✦ Has played in 87 games (87 starts) over his six-year NFL career (all with the Steelers)
- ✦ Has registered 331 tackles (242 solo), 162 quarterback hits, 88 tackles for loss, 77.5 sacks, 37 passes defended, 23 forced fumbles, six interceptions and seven fumble recoveries
- ✦ Led the NFL with 22.5 sacks in 2021 (despite missing two full games and portions of four others), tying Pro Football Hall of Famer Michael Strahan (22.5 sacks in 2001) for the most in a season since 1982, when the individual sack became an official statistic
- ✦ Fifth player to reach 22.0 sacks in a single season since 1982
- ✦ Twelfth player (13th season) to reach 20.0 sacks in a single season since 1982
- ✦ Second Pittsburgh player overall and the first since James Harrison in 2008 to receive the Defensive Player of the Year award, annually given to the League's top defensive player
- ✦ First linebacker to win the award since Baltimore's Terrell Suggs in 2011 and the ninth overall linebacker presented the PFWA Defensive Player of the Year honor
- ✦ First player in franchise history to earn Steelers' Most Valuable Player in three consecutive seasons
- ✦ Joined Hall of Famer Joe Greene as the only two Steelers to win The Committee of 101 AFC Defensive Player of the Year award more than once (Greene won the award in 1972 and 1974)
- ✦ Joined Reggie White (1987-88) and Mark Gastineau (1983-84) as the only players to lead the NFL in sacks in back-to-back seasons
- ✦ Second player since 1982, when the individual sack became an official statistic, to record at least 13 in four consecutive seasons, joining Pro Football Hall of Famer Reggie White, who did it twice (1985-88 and 1990-93)
- ✦ Third player in NFL history with at least 14.5 sacks in three consecutive seasons, joining Jared Allen (2007-09) and Reggie White (1986-88)
- ✦ Joined Reggie White (four) as the only players to record at least 13 sacks in four of their first five seasons
- ✦ Since 1982, when the individual sack became an official NFL statistic (he recorded 13 sacks in 2018, 14.5 sacks in 2019, 15.0 sacks in 2020 and 22.5 sacks in 2021)
- ✦ Third player since 1982 to record at least 70 sacks over his first five seasons, joining Reggie White (81) and J.J. Watt (74.5)
- ✦ Third-fastest player to reach 75.0 sacks since 1982 (84 games), trailing only Reggie White (65 games) and J.J. Watt (83 games)
- ✦ Only player with 75.0 or more sacks and six or more interceptions in their first six NFL seasons and the first to accomplish the feat in their first 100 games
- ✦ His 77.5 career sacks are third-most in franchise history, behind only James Harrison (80.5) and Cameron Heyward (78.5)
- ✦ Fourth player and first Steeler to record at least 77.0 sacks over their first six seasons
- ✦ Has registered at least 13.0 sacks in four of his five seasons in the NFL, which is already tied for the fourth-most 13.0 or more sack seasons in League history
- ✦ First player in franchise history with 14.0 or more sacks in multiple seasons
- ✦ Has averaged 0.89 sacks/game since entering the League back in 2017, which is tied with DE Myles Garrett for the best in NFL history (min. 70 games started)
- ✦ His 77.5 career sacks since entering the NFL in 2017 are the most in the League over the span
- ✦ His 162 QB hits since entering the NFL in 2017 are the most in the League over the span
- ✦ His 88 tackles for loss since entering the NFL in 2017 are the second-most in the League over the span
- ✦ Leads the NFL in forced fumbles (23) since entering the NFL in 2017
- ✦ Reached 70+ sacks in his 76th career game, which is the third-fewest games to that total since 1982
- ✦ Reached 60+ sacks in his 69th career game, which is the fourth-fewest games to that total since 1982
- ✦ Reached 50+ sacks in his 63rd career game, which is the 10th-fewest games to that total since 1982
- ✦ Ninth linebacker with at least 20.0 sacks in a player's first two seasons (since sacks became official in 1982)
- ✦ Has recorded at least 1.5 sacks in 21 career games, the most by a Steelers player
- ✦ Has registered at least 2.0 sacks in 16 career games, second-most by a Steelers player
- ✦ Has registered at least 3.0 sacks in five career games, tied for second-most by a Steelers player
- ✦ Has sacked 34 different quarterbacks in his career, including 21 more than once
- ✦ Has recorded 52.0 sacks in 45 career games at Acrisure Stadium, including at least half a sack in 30 of the last 35 home games, the most sacks over a player's first 45 career home games in NFL history
- ✦ Made NFL debut in Week 1 of 2017 (at Cleveland)
- ✦ Made NFL starting debut in Week 1 of 2017 (at Cleveland)

2022 (STEELERS)

- ✦ Played in and started nine games (spent Weeks 2 through 9 on injured reserve)
- ✦ Registered 39 tackles (27 solo), 12 quarterback hits, eight tackles for loss, 5.5 sacks, five passes defended and one interception
- ✦ Named a defensive team captain for the second time as voted on by his teammate
- ✦ Helped the team achieve a record of 8-2 while he was in the lineup as opposed to a 1-6 record when he was not in the lineup, along with 100 fewer total yards allowed per game (289.9 with, 389.9 without), four times as many sacks (32 with, eight without) and nearly four times as many takeaways (18 with, five without)
- ✦ One of three players in the League this season with at least 5.5 sacks and multiple interceptions despite missing seven games
- ✦ Recorded six tackles (all solo), three for loss, two passes defended, one interception, one quarterback hit and 1.0 sack at Cincinnati in Week 1 before leaving the game with an injury
- ✦ Registered six tackles (two solo), 0.5 sack, one QB hit, one interception and two passes defended in his home debut in Week 11 vs. Cincinnati
- ✦ Became the third-fastest player to reach 75.0 sacks since 1982 with 1.5 sacks in his 84th career game in Week 15 at Carolina
- ✦ Registered four tackles (three solo), 1.0 sack, two tackles for loss and two QB hits vs. Baltimore in Week 17, marking his eighth-consecutive game with at least 0.5 sack and sixth-consecutive game with at least 1.0 sack vs. Baltimore
- ✦ Recorded a tackle for loss in each of the last four games and 1.0 sack in three of the last four games

2021 (STEELERS)

- ✦ Played in 15 regular-season games (15 starts)
- ✦ Led the NFL with 22.5 sacks (despite missing two full games and portions of four others), tied with Pro Football Hall of Famer Michael Strahan (22.5 sacks in 2001) for the most in a season since 1982, when the individual sack became an official statistic
- ✦ In addition to his 22.5 sacks, he also led the NFL in tackles for loss (21), quarterback hits (39) and fumble recoveries (three)
- ✦ Registered 64 tackles (48 solo), seven passes defended and five forced fumbles
- ✦ Led the NFL in 2021 with 1.50 sacks per game (min. 12 games)
- ✦ His average of 1.50 sacks per game in 2021 is the second-highest in single season NFL history (min. 12 games)
- ✦ Registered 22.5 sacks, 21 tackles for loss and 39 quarterback hits in 2021 – all of which lead the NFL
- ✦ Seventh player to lead the NFL in sacks, tackles for loss and quarterback hits in the same season since 2006 when quarterback hits became an officially recognized statistic
- ✦ Fifth player to reach 22.0 sacks in a single season since 1982
- ✦ Twelfth player (13th season) to reach 20.0 sacks in a single season since 1982
- ✦ Joined Reggie White (1987-88) and Mark Gastineau (1983-84) as the only players to lead the NFL in sacks in back-to-back seasons
- ✦ Registered at least 1.5 sacks in nine games (most in NFL)
- ✦ Joined Reggie White (1987 – NFL Defensive Player of the Year) as the only players to have nine games with 1.5-plus sacks in a season
- ✦ Pittsburgh was 8-2-1 in games in which he had 1.0-plus sacks and 1-5 in games he didn't record a sack
- ✦ Recorded 12.5 sacks in the second half and overtime (most in NFL)
- ✦ Only four players had more sacks in the second half and overtime (12.5) than him since 2000
- ✦ Registered five tackles, including a career-high 4.0 sacks, three tackles for loss, two passes defended and five QB hits in Week 17 vs. Cleveland
- ✦ Recorded 3.5 sacks in Week 13 vs. Baltimore

2020 (STEELERS)

- ✦ Named a defensive captain for the first time
- ✦ Started all 15 games he played in during the regular season and one playoff game
- ✦ Recorded 15.0 sacks, 23 tackles for loss and 41 quarterback hits – third player since at least 2006 to record at least 15.0 sacks, 23 tackles for loss and 40 quarterback hits in a season (J.J. Watt; 2012, 2014, 2015 and Aaron Donald; 2018)
- ✦ In addition to his 15.0 sacks, 23 tackles for loss and 41 quarterback hits, which all led the NFL, had seven passes defended, two forced fumbles and one interception
- ✦ Seventh player to lead the NFL in sacks, tackles for loss and quarterback hits in the same season since 2006
- ✦ His 15.0 sacks, which were a single-season high for him, led the NFL
- ✦ His 15.0 sacks ranked tied for second in single-season franchise history
- ✦ Eleventh player to register at least 15.0 sacks and 23 tackles for loss in a single season since 1999
- ✦ His 41 quarterback hits ranked tied for fifth since the NFL started recognizing the statistic in 2006

2019 (STEELERS)

- ✦ Started all 16 games
- ✦ Ranked first or second on the Steelers in sacks (14.5, 1st), tackles for loss (14, 2nd), quarterback hits (36, 1st), forced fumbles (eight, 1st) and fumble recoveries (four, t-1st)
- ✦ Ranked in the top-five in the NFL in sacks (t-4th), quarterback hits (3rd), forced fumbles (t-1st) and fumble recoveries (t-2nd)
- ✦ His 14.5 sacks ranked third in single-season franchise history
- ✦ First Steelers player with at least a half sack in nine consecutive games since LaMarr Woodley had a streak of 10 such games (franchise record) that spanned the 2009 and 2010 seasons
- ✦ His streak of nine straight games with at least a half sack, which was the longest active streak in the League at the time, came to an end in the 2019 Week 14 victory at Arizona
- ✦ His nine-game streak was tied for the fifth-longest in NFL single season history
- ✦ First Steelers player with back-to-back seasons of at least 10 sacks since James Harrison and LaMarr Woodley (2008-10)
- ✦ Nearly became the first player in the NFL to rank in the top-five in sacks, tackles for loss, quarterback hits, forced fumbles and fumble recoveries in a season since Houston Texans' J.J. Watt in 2014
- ✦ Only NFL player since 2008 to have at least 14 sacks, 14 tackles for loss, 36 quarterback hits, eight forced fumbles and four fumble recoveries in a season
- ✦ His 14 combined interceptions (two), forced fumbles (eight) and fumble recoveries (four) were the most by an NFL player since Chicago Bears' Charles Tillman in 2012 (15)
- ✦ His 14 combined interceptions (two), forced fumbles (eight) and fumble recoveries (four) were tied for the second-most by an NFL player since 2000
- ✦ His six total takeaways (interceptions and fumble recoveries) ranked tied for fourth in the NFL
- ✦ Only NFL player since 1990 to register at least two interceptions, four fumble recoveries and eight forced fumbles in a single season

2018 (STEELERS)

- ✦ Started all 16 games
- ✦ His 13.0 sacks ranked tied for the seventh-most by a Steeler in a single-season since the stat became official in 1982 (Chad Brown, 1996)
- ✦ Set a single-season career-high with 13.0 sacks – becoming the first Steelers’ linebacker with 10 or more sacks in a season since 2010 (James Harrison and LaMarr Woodley) and tied for the ninth-most by a Steeler in a single-season since the stat became official in 1982
- ✦ First Steelers linebacker since 2013-14 (Jason Worilds) to record back-to-back seasons with at least 7.0 sacks
- ✦ Talled 6.0 sacks through the first five weeks of the season, becoming the first Steeler with at least 6.0 sacks through the first five games of a season since 2009 (James Harrison, 6.0)
- ✦ His six defensive forced fumbles tied as the second-most by a Steeler in a single season since 1994 (James Harrison, 2008: seven)
- ✦ Named AFC Defensive Player of the Week for his Week 1 performance at Cleveland
- ✦ Totaled single-game career highs in tackles (10 total/seven solo) and sacks (3.0)
- ✦ His 3.0 quarterback takedowns vs. Browns marked the second multi-sack game of his NFL career, both occurring on Kickoff Weekends (Sept. 10, 2017 at Cleveland and Sept. 9, 2018 at Cleveland)
- ✦ Blocked what could have been a game-winning field goal by Cleveland in OT
- ✦ Named AFC Defensive Player of the Week for his Week 5 performance vs. Atlanta
- ✦ Led all defenders with game highs in tackles (eight total/six solo) and sacks (3.0)
- ✦ His 3.0 sacks marked the third multi-sack game of his NFL career and second of 2018 – matching a single-game career high (3.0, Sept. 9, 2018 at Cleveland)
- ✦ Forced a fumble on his third sack of QB Matt Ryan, in the fourth quarter, which was recovered by LB L.J. Fort in the Falcons’ end zone for a touchdown
- ✦ Recorded a 12-yard strip-sack of Carolina QB Cam Newton in the second quarter (11/8), which increased his career sack total to 15.0 – tying Keith Willis (1982-83) for the second-most by a Steeler in their first two seasons in the NFL with the team since sacks became an official statistic in 1982
- ✦ Recorded 2.0 sacks, his third multi-sack game of his 2018 season, and the fourth of his NFL career vs. Jacksonville (11/18)
- ✦ Surpassed LaMarr Woodley for the most by a Steeler in their first two seasons in the NFL with the team since sacks became an official statistic in 1982

2017 (STEELERS)

- ✦ Started all 15 games he played in during the regular season and one playoff game
- ✦ His 7.0 sacks were the second-most by a rookie in Steelers history
- ✦ His 7.0 sacks led all NFL rookie linebackers and tied for the second-most among all League rookies
- ✦ Only NFL linebacker to finish the regular season with at least 50 tackles (52), 5.0 sacks (7.0), five passes defended (eight) and one interception (one)
- ✦ Third player in NFL history and first on Kickoff Weekend to record 2.0 sacks and an interception in an NFL debut, joining Charles Glaze (Oct. 4, 1987) and Tommy Haynes (Oct. 4, 1987)
- ✦ First Steeler with at least 2.0 sacks in their NFL debut since sacks became an official statistic in 1982 (previous mark, 1.5, Kenny Davidson, Sept. 9, 1990 at Cleveland)
- ✦ First Steeler with at least 2.0 sacks and an interception in the same game since 2010 (LaMarr Woodley, Dec. 12 vs. Cincinnati)

TRANSACTIONS

- ✦ Signed a four-year contract extension with Pittsburgh on Sept. 9, 2021
- ✦ The Steelers exercised their fifth-year option on Apr. 28, 2020
- ✦ Signed a four-year contract with Pittsburgh on June 14, 2017
- ✦ Drafted by the Steelers in the first round (30th overall) of the 2017 NFL Draft

COLLEGE


- ✦ Played in 27 games with 14 starts over a two-year span (2015-16) for Wisconsin
- ✦ Totaled 70 tackles, 17.0 TFLs and 11.5 sacks in his career
- ✦ Named Academic All-Big Ten for two straight years (2015-16)
- ✦ Named first-team All-American by ESPN.com and Sports Illustrated, and a second-team All-American by the AP, CBS Sports and Fox Sports as a redshirt junior in 2016
- ✦ Named first-team All-Big Ten in 2016
- ✦ Recorded 11.5 sacks in 2016, the fifth-most in a single season in school history
- ✦ Moved to defense during the spring of 2015, and was part of a defense that ranked No. 1 in the nation in scoring defense, holding opponents to 13.7 points per game
- ✦ Missed the entire 2014 season due to injury
- ✦ Redshirted in 2013
- ✦ Recruited to Wisconsin as a tight end
- ✦ Graduated with a degree in retailing and consumer behavior

PERSONAL

- ✦ Attended the Pewaukee High School (Pewaukee, Wisc.)
- ✦ First-team all-conference quarterback, linebacker and punter
- ✦ Named honorable mention all-area at linebacker by the Milwaukee Journal-Sentinel
- ✦ Threw for 527 yards with seven TDs, adding 554 rushing yards and nine rushing TDs as a senior, to go along with 42 tackles and 5.0 sacks on defense
- ✦ Lettered in track and field
- ✦ Son of Connie and John Watt
- ✦ His two brothers, J.J. and Derek, each played in the NFL
- ✦ Derek played seven years in the NFL (L.A./San Diego Chargers, 2016-19; Pittsburgh 2020-22)
- ✦ J.J. played 12 years in the NFL (Houston, 2011-20; Arizona 2021-22)
- ✦ Full name: Trent Jordan Watt

COMMUNITY

- ✦ Participates in Salvation Army Project Bundle Up
- ✦ Continuously works with 412 Food Rescue to help deliver food to members of the community.
- ✦ Partners with UPMC Children’s Hospital to raise money from a designed beanie.
- ✦ Donated blankets and books during the holidays to children staying at Children’s Hospital



94

DEFENSIVE LINEMAN

ARMON WATTS

HEIGHT: 6-5

WEIGHT: 307

BORN: July 22, 1996

COLLEGE: Arkansas

BIRTHPLACE: St. Louis, MO

HOW ACQUIRED: FA '23

NFL EXPERIENCE: 5th year

PRO CAREER

- ✦ Has played in 57 games (23 starts) over his four-year NFL career (Minnesota 2019-21; Chicago 2022)
- ✦ Has registered 125 tackles (57 solo), 15 quarterback hits, 8.0 sacks, seven tackles for loss, three forced fumbles and one pass defended
- ✦ Made NFL debut in Week 10 of 2019 (at Dallas)
- ✦ Made NFL starting debut in Week 17 of 2019 (vs. Chicago)

2022 (BEARS)

- ✦ Played in 17 regular-season games with a career-high 13 starts
- ✦ Recorded 35 tackles (18 solo), a career-best four tackles for loss, two quarterback hits and 1.0 sack
- ✦ Tied his single-game career high of six tackles in Week 6 vs. Washington

2021 (VIKINGS)

- ✦ Played in 17 regular-season games (nine starts)
- ✦ Set career highs in tackles (46), quarterback hits (10), sacks (5.0) and forced fumbles (two)
- ✦ Set single-game career highs with six tackles in Week 4 vs. Cleveland and Week 17 at Green Bay
- ✦ Strip sacked QB Sam Darnold in the fourth quarter of the Week 6 victory at Carolina
- ✦ Registered his second strip sack of the season on QB Aaron Rodgers in Week 11 vs. Green Bay

2020 (VIKINGS)

- ✦ Appeared in all 16 regular-season games for the first time in his career
- ✦ Recorded 31 tackles (12 solo), two quarterback hits and 0.5 sack
- ✦ Reached a season-high five tackles in Week 6 vs. Atlanta

2019 (VIKINGS)

- ✦ Played in seven regular-season games (one start)
- ✦ Registered 13 tackles (seven solo), 1.5 sack, one quarterback hit, one pass defended and one forced fumble
- ✦ Made his NFL debut in Week 10 at Dallas, recording three tackles, 0.5 sack and one quarterback hit
- ✦ Notched the first start of his NFL career vs. Chicago in Week 17, making three total tackles and his first career full sack, forced fumble and a tackle for loss

TRANSACTIONS

- ✦ Signed a one-year contract with Pittsburgh on April 10, 2023
- ✦ Claimed off waivers by Chicago on Aug. 31, 2022
- ✦ Waived by Minnesota on Aug. 30, 2022
- ✦ Drafted by Minnesota in the sixth round (190th overall) of the 2019 NFL Draft

COLLEGE

- ✦ Appeared in 29 games (11 starts) at Arkansas (2014-18)
- ✦ Finished career with 62 tackles, 9.5 tackles for loss, 7.0 sacks, and three forced fumbles
- ✦ Moved into the starting lineup as a senior in 2018 and led the Razorbacks with 7.0 sacks and three forced fumbles among his defensive line-leading 49 tackles and 8.5 tackles for loss
- ✦ Played 621 snaps in 2018 after entering the season with just 114 snaps played over the previous three years combined
- ✦ Honored by the Little Rock Touchdown Club with the Dan Hampton Award (defensive lineman of the year) and the Paul Eells Award (perseverance through adversity)

PERSONAL

- ✦ Attended Christian Brothers High School (MO)
- ✦ Helped his school to a record of 9-3 in 2013, including an undefeated season in district play
- ✦ Advanced to the third round of the Class 6A state playoffs as he tallied 66 tackles, including 14.5 for loss with five sacks
- ✦ As a junior, recorded 57 tackles, including five for loss with four sacks, and one fumble recovery as the Cadets finished 11-1 and advanced to the quarterfinal round of the state playoffs
- ✦ A three-star prospect according to ESPN, Rivals, Scout and 247Sports
- ✦ Ranked as the No. 10 prospect from Missouri and the No. 61 defensive tackle in the country by ESPN

REGULAR SEASON COMPARISON: DEFENSIVE - NEW ENGLAND PATRIOTS

DATE	OPP	W/L	GP/GS	TACKLES				SACK	YDS.	INT	TFL	PD	QBH	TD	MISC		FR
				TOT	SOLO	ASST	FF										
10/24/22	CHI @ NE	W	1/1	2	2	0	0.0	0.0	0	0	0	0	0	0	0	0	
TOTALS		1/0	1/1	2	2	0	0.0	0.0	0	0	0	0	0	0	0	0	



87

TIGHT END

RODNEY WILLIAMS

HEIGHT: 6-4
WEIGHT: 235
BORN: April 10, 2000
COLLEGE: UT Martin

BIRTHPLACE: Memphis, TN
HOW ACQUIRED: FA '22
NFL EXPERIENCE: 1st year

PRO CAREER

- ✦ Has yet to make NFL debut

2022 (STEELERS)

- ✦ Spent the season on the Steelers practice squad

TRANSACTIONS

- ✦ Signed a reserve/future contract with Pittsburgh on Jan. 10, 2023
- ✦ Signed to the Steelers practice squad on Sept. 13, 2022
- ✦ Waived by Denver on Aug. 16, 2022
- ✦ Signed a contract with Denver on May 4, 2022

COLLEGE

- ✦ Played in 53 games (26 starts) at Tennessee-Martin (2016-21)
- ✦ Registered 99 receptions for 1,217 yards (12.3 avg.) with seven touchdowns
- ✦ Finished his career ranked ninth in school history in receptions

PERSONAL

- ✦ Attended Germantown High School (TN)
- ✦ Was named an all-metro performer and to the 15-AAA All-District second team in 2015
- ✦ Spotligted as a top prospect in Tennessee by recruiter Murphy Fair

RODNEY WILLIAMS' NFL REGULAR SEASON RUSHING/RECEIVING STATISTICS

DATE	TEAM	GP	GS	RECEIVING					RUSHING				
				NO.	YDS.	AVG.	LG	TD	NO.	YDS.	AVG.	LG	TD
2022	Steelers	0	0	0	0	0.0	0	0	0	0	0.0	0	0
2023	Steelers	0	0	0	0	0.0	0	0	0	0.0	0	0	0
NFL TOTALS		0	0	0	0	0.0	0	0	0	0.0	0	0	0

RODNEY WILLIAMS' NFL REGULAR SEASON RETURN STATISTICS

DATE	TEAM	KICKOFF RETURNS					PUNT RETURNS					
		RET.	YDS.	AVG.	LG	TD	NO.	FC	YDS.	AVG.	LG	TD
2022	Steelers	0	0	0.0	0	0	0	0	0	0.0	0	0
2023	Steelers	0	0	0.0	0	0	0	0	0	0.0	0	0
NFL TOTALS		0	0	0.0	0	0	0	0	0	0.0	0	0

2023 GAME-BY-GAME REGULAR-SEASON STATISTICS (STEELERS)

DATE	OPPONENT	P/S	RECEIVING					RUSHING					W/L	SCORE
			NO.	YDS.	AVG.	LG	TD	NO.	YDS.	AVG.	LG	TD		
09/10	49ers												L	7-30
09/18	Browns												W	26-22
09/24	at Raiders												W	23-18
10/01	at Texans												L	6-30
10/08	Ravens												W	17-10
10/22	at Rams												W	24-17
10/29	Jaguars												L	10-20
11/02	Titans												W	20-16
11/12	Packers												W	23-19
11/19	at Browns												L	10-13
11/26	at Bengals												W	16-10
12/03	Cardinals												L	10-24
2023 TOTALS		0-0	0	0	0.0	0	0	0	0	0.0	0	0	7-5	

2022 GAME-BY-GAME REGULAR-SEASON STATISTICS (STEELERS)

DATE	OPPONENT	P/S	RECEIVING					RUSHING					W/L	SCORE
			NO.	YDS.	AVG.	LG	TD	NO.	YDS.	AVG.	LG	TD		
09/18	Patriots												L	14-17
09/22	at Browns												L	17-29
10/02	Jets												L	20-24
10/09	at Bills												L	3-38
10/16	Buccaneers												W	20-18
10/23	at Dolphins												L	10-16
10/30	at Eagles												L	13-35
11/13	Saints												W	20-10
11/20	Bengals												L	30-37
11/28	at Colts												W	24-17
12/04	at Falcons												W	19-16
12/11	Ravens												L	14-16
12/18	at Panthers												W	24-16
12/24	Raiders												W	13-10
01/01	at Ravens												W	16-13
01/08	Browns												W	28-14
2022 TOTALS		0-0	0	0	0.0	0	0	0	0	0.0	0	0	8-8	

POS.	PLAYER	TKL.	AST.	TOTAL	TFL	SACKS/YDS.	PR	FR	FF	INT./YDS.	PD
LB	Elandon Roberts	52	28	80	9	1.5/9.5	4	0	0	0/0	1
S	Minkah Fitzpatrick	41	18	59	0	0.0/0.0	0	0	0	0/0	2
LB	Cole Holcomb	31	23	54	4	0.0/0.0	2	1	2	0/0	2
S	Damontae Kazee	39	14	53	0	0.0/0.0	0	2	0	2/37	3
S	Keanu Neal	33	17	50	1	0.0/0.0	0	1	0	1/32	2
LB	T.J. Watt	34	13	47	13	14.0/93.0	27	3	3	1/24	7
LB	Alex Highsmith	25	22	47	7	6.0/37.5	16	0	2	1/30	2
LB	Kwon Alexander	32	9	41	5	1.0/3.0	2	0	1	1/0	1
CB	Joey Porter Jr.	23	9	32	1	0.0/0.0	0	0	0	1/0	6
DT	Larry Ogunjobi	16	15	31	2	2.0/13.0	6	1	1	0/0	2
CB	Patrick Peterson	24	6	30	0	0.0/0.0	0	0	0	1/0	10
DT	Keanu Benton	14	16	30	1	1.0/9.0	6	0	2	0/0	2
CB	Levi Wallace	21	6	27	0	0.0/0.0	0	0	0	2/0	10
DT	Montravius Adams Sr.	10	11	21	2	0.0/0.0	0	0	1	0/0	0
DT	Cameron Heyward	15	4	19	4	1.0/6.0	2	0	0	0/0	0
LB	Mykal Walker	11	6	17	1	0.0/0.0	0	0	0	0/0	0
DE	DeMarvin Leal	10	5	15	2	1.0/2.0	2	0	0	0/0	1
S	Trenton Thompson	12	2	14	0	0.0/0.0	0	0	0	1/6	3
CB	Chandon Sullivan	7	7	14	0	0.0/0.0	0	0	1	1/0	4
DT	Isaiah Loder milk	6	8	14	0	0.0/0.0	0	0	0	0/0	2
LB	Mark Robinson	8	4	12	0	0.0/0.0	0	0	0	0/0	0
LB	Markus Golden	9	2	11	3	3.0/16.0	5	0	0	0/0	0
LB	Nick Herbig	7	3	10	4	2.0/15.0	2	0	1	0/0	0
DL	Armon Watts	3	7	10	0	0.5/4.0	2	0	0	0/0	0
S	Elijah Riley	3	4	7	2	1.0/2.0	1	0	0	0/0	0
S	Miles Killebrew	3	0	3	1	0.0/0.0	0	0	0	0/0	0
CB	Darius Rush	2	1	3	0	0.0/0.0	0	0	0	0/0	1
STEELERS TOTALS		491	260	751	62	34.0/210.0	77	8	14	12/129	61
OPP. TOTALS		429	276	705	61	25.0/188.0	68	3	6	6/93	52

Ast--Assist, TFL--Tackle for a Loss, PR--Pressures, Int--Interception, FR--Fumble Recovery, FF--Forced Fumble, PD--Pass Defense

2023 STEELERS SPECIAL TEAMS			DEFENSIVE STATS BY RANK											
POS.	PLAYER	TKL.	AST.	COMB.	SACKS		INTERCEPTIONS		TACKLES FOR LOSS		PASSES DEFENSED		PRESSURES	
					PLAYER	NO.	PLAYER	NO.	PLAYER	NO.	PLAYER	NO.	PLAYER	NO.
S	Killebrew, Miles	10	1	11	T. Watt	14.0	D. Kazee	2	T. Watt	13	P. Peterson	10	T. Watt	27
CB	Pierre, James	5	2	7	A. Highsmith	6.0	L. Wallace	2	E. Roberts	9	L. Wallace	10	A. Highsmith	16
LB	Robinson, Mark	3	2	5	M. Golden	3.0	K. Alexander	1	A. Highsmith	7	T. Watt	7	K. Benton	6
LB	Herbig, Nick	3	1	4	N. Herbig	2.0	A. Highsmith	1	K. Alexander	5	J. Porter Jr.	6	L. Ogunjobi	6
TE	Williams, Rod	3	1	4	L. Ogunjobi	2.0	K. Neal	1	N. Herbig	4	C. Sullivan	4	M. Golden	5
LS	Kuntz, Christian	2	2	4	E. Roberts	1.5	P. Peterson	1	C. Heyward	4	D. Kazee	3	E. Roberts	4
WR	Boykin, Miles	2	1	3	K. Alexander	1.0	J. Porter Jr.	1	C. Holcomb	4	T. Thompson	3	K. Alexander	2
CB	Sullivan, Chandon	2	0	2	K. Benton	1.0	C. Sullivan	1	M. Golden	3	K. Benton	2	N. Herbig	2
LB	Carpenter, Tariq	1	1	2	C. Heyward	1.0	T. Thompson	1	M. Adams Sr.	2	M. Fitzpatrick	2	C. Heyward	2
S	Riley, Elijah	0	2	2	D. Leal	1.0	T. Watt	1	D. Leal	2	A. Highsmith	2	C. Holcomb	2
TE/FB	Heyward, Connor	1	0	1	E. Riley	1.0			L. Ogunjobi	2	C. Holcomb	2	D. Leal	2
CB	Porter Jr., Joey	0	1	1	A. Watts	0.5			E. Riley	2	I. Loder milk	2	A. Watts	2
TOTALS		32	14	46					K. Benton	1	K. Neal	2	E. Riley	1
									M. Killebrew	1	L. Ogunjobi	2		
									K. Neal	1	K. Alexander	1		
									J. Porter Jr.	1	D. Leal	1		
									M. Walker	1	E. Roberts	1		
											D. Rush	1		

PLAYER	TACKLES	SOLO	ASSISTS	FOR FUMBLES	FUMBLE REC	BLKD FG	BLKD PAT	BLKD PUNT
Miles Killebrew	11	10	1	0	0	0	0	1
James Pierre	7	5	2	0	0	0	0	0
Mark Robinson	5	3	2	0	0	0	0	0
Nick Herbig	4	3	1	0	0	0	0	0
Rod Williams	4	3	1	0	0	0	0	0
Christian Kuntz	4	2	2	0	0	0	0	0
Miles Boykin	3	2	1	0	0	0	0	0
Chandon Sullivan	2	2	0	0	0	0	0	0
Tariq Carpenter	2	1	1	0	0	0	0	0
Elijah Riley	2	0	2	0	0	0	0	0
Connor Heyward	1	1	0	0	0	0	0	0
Joey Porter Jr.	1	0	1	0	0	0	0	0
Patrick Peterson	0	0	0	0	0	0	1	0
2023 TOTALS	46	32	14	0	0	0	1	1

OFFENSE														
DATE	OPPONENT	WR	LT	LG	C	RG	RT	TE	RB	QB	WR	WR	TE	FB
9/10	San Francisco 49ers	G. Pickens	D. Moore Jr	I. Seumalo	M. Cole	J. Daniels	C. Okorafor	P. Freiermuth	N. Harris	K. Pickett	A. Robinson I	D. Johnson	--	--
9/18	Cleveland Browns	G. Pickens	D. Moore Jr	I. Seumalo	M. Cole	J. Daniels	C. Okorafor	P. Freiermuth	N. Harris	K. Pickett	A. Robinson I	--	D. Washington	--
9/24	at Las Vegas Raiders	G. Pickens	D. Moore Jr	I. Seumalo	M. Cole	J. Daniels	C. Okorafor	P. Freiermuth	N. Harris	K. Pickett	A. Robinson I	--	D. Washington	--
10/1	at Houston Texans	G. Pickens	D. Moore Jr	I. Seumalo	M. Cole	N. Herbig	C. Okorafor	P. Freiermuth	N. Harris	K. Pickett	A. Robinson I	--	D. Washington	--
10/8	Baltimore Ravens	G. Pickens	<u>B. Jones</u>	I. Seumalo	M. Cole	N. Herbig	C. Okorafor	<u>D. Washington</u>	N. Harris	K. Pickett	A. Robinson I	C. Austin II	--	--
10/22	at Los Angeles Rams	G. Pickens	D. Moore Jr	I. Seumalo	M. Cole	J. Daniels	C. Okorafor	C. Heyward	N. Harris	K. Pickett	A. Robinson I	D. Johnson	--	--
10/29	Jacksonville Jaguars	G. Pickens	D. Moore Jr	I. Seumalo	M. Cole	J. Daniels	C. Okorafor	--	N. Harris	K. Pickett	A. Robinson I	D. Johnson	--	C. Heyward
11/2	Tennessee Titans	G. Pickens	D. Moore Jr	I. Seumalo	M. Cole	J. Daniels	<u>B. Jones</u>	--	N. Harris	K. Pickett	A. Robinson I	D. Johnson	--	C. Heyward
11/12	Green Bay Packers	G. Pickens	D. Moore Jr	I. Seumalo	M. Cole	J. Daniels	<u>B. Jones</u>	<u>D. Washington</u>	N. Harris	K. Pickett	A. Robinson I	D. Johnson	--	--
11/19	at Cleveland Browns	G. Pickens	D. Moore Jr	I. Seumalo	M. Cole	J. Daniels	<u>B. Jones</u>	P. Freiermuth	N. Harris	K. Pickett	A. Robinson I	D. Johnson	--	--
11/26	at Cincinnati Bengals	G. Pickens	D. Moore Jr	I. Seumalo	M. Cole	J. Daniels	<u>B. Jones</u>	P. Freiermuth	N. Harris	K. Pickett	A. Robinson I	D. Johnson	--	--
12/3	Arizona Cardinals	G. Pickens/ A. Robinson II / D. Johnson	--	--	--	--	--	P. Freiermuth	N. Harris	K. Pickett	--	--	--	--
12/7	New England Patriots	--	--	--	--	--	--	--	--	--	--	--	--	--
12/16	at Indianapolis Colts	--	--	--	--	--	--	--	--	--	--	--	--	--
12/23	Cincinnati Bengals	--	--	--	--	--	--	--	--	--	--	--	--	--
12/31	at Seattle Seahawks	--	--	--	--	--	--	--	--	--	--	--	--	--
1/7	at Baltimore Ravens	--	--	--	--	--	--	--	--	--	--	--	--	--

DEFENSE														
DATE	OPPONENT	DE	DT	NT	LOLB	LILB	RILB	ROLB	LCB	FS	SS	RCB	NICKEL	CB
9/10	San Francisco 49ers	L. Ogunjobi	C. Heyward	M. Adams Sr	T. Watt	C. Holcomb	E. Roberts	A. Highsmith	P. Peterson	M. Fitzpatrick	K. Neal	L. Wallace	--	--
9/18	Cleveland Browns	L. Ogunjobi	D. Deal	M. Adams Sr	T. Watt	C. Holcomb	E. Roberts	A. Highsmith	P. Peterson	M. Fitzpatrick	K. Neal	--	D. Kazeem	--
9/24	at Las Vegas Raiders	L. Ogunjobi	D. Deal	M. Adams Sr	T. Watt	C. Holcomb	E. Roberts	A. Highsmith	P. Peterson	M. Fitzpatrick	K. Neal	L. Wallace	--	--
10/1	at Houston Texans	L. Ogunjobi	D. Deal	M. Adams Sr	T. Watt	C. Holcomb	E. Roberts	A. Highsmith	P. Peterson	M. Fitzpatrick	K. Neal	L. Wallace	--	--
10/8	Baltimore Ravens	L. Ogunjobi	<u>K. Benton</u>	M. Adams Sr	T. Watt	C. Holcomb	E. Roberts	A. Highsmith	P. Peterson	M. Fitzpatrick	K. Neal	L. Wallace	--	--
10/22	at Los Angeles Rams	L. Ogunjobi	--	M. Adams Sr	T. Watt	C. Holcomb	K. Alexander	A. Highsmith	P. Peterson	M. Fitzpatrick	D. Kazeem	L. Wallace	C. Sullivan	--
10/29	Jacksonville Jaguars	L. Ogunjobi	D. Deal	M. Adams Sr	T. Watt	C. Holcomb	E. Roberts	A. Highsmith	P. Peterson	M. Fitzpatrick	K. Neal	<u>J. Porter Jr</u>	--	--
11/2	Tennessee Titans	L. Ogunjobi	C. Heyward	M. Adams Sr	T. Watt	C. Holcomb	E. Roberts	A. Highsmith	P. Peterson	K. Neal	D. Kazeem	<u>J. Porter Jr</u>	--	--
11/12	Green Bay Packers	L. Ogunjobi	C. Heyward	<u>K. Benton</u>	T. Watt	K. Alexander	E. Roberts	A. Highsmith	P. Peterson	D. Kazeem	K. Neal	<u>J. Porter Jr</u>	--	--
11/19	at Cleveland Browns	L. Ogunjobi	C. Heyward	<u>K. Benton</u>	T. Watt	M. Walker	E. Roberts	A. Highsmith	P. Peterson	D. Kazeem	--	<u>J. Porter Jr</u>	--	L. Wallace
11/26	at Cincinnati Bengals	L. Ogunjobi	C. Heyward	<u>K. Benton</u>	T. Watt	M. Walker	E. Roberts	A. Highsmith	T. Thompson	M. Killebrew	D. Kazeem	<u>J. Porter Jr</u>	--	--
12/3	Arizona Cardinals	--	C. Heyward/ <u>K. Benton</u> / L. Ogunjobi	--	--	--	--	--	--	--	--	--	--	P. Peterson / <u>J. Porter Jr</u>
12/7	New England Patriots	--	--	--	--	--	--	--	--	--	--	--	--	--
12/16	at Indianapolis Colts	--	--	--	--	--	--	--	--	--	--	--	--	--
12/23	Cincinnati Bengals	--	--	--	--	--	--	--	--	--	--	--	--	--
12/31	at Seattle Seahawks	--	--	--	--	--	--	--	--	--	--	--	--	--
1/7	at Baltimore Ravens	--	--	--	--	--	--	--	--	--	--	--	--	--

Rookies underlined.

INDIVIDUAL SINGLE-GAME HIGHS			OPPONENT	DATE
RUSHING				
Rushing Yards	129	Jaylen Warren	at Browns	11/19
Rushing Attempts	19	Najee Harris	at Raiders	09/24
Rushing Average	14.3	Jaylen Warren	at Browns	11/19
Rushing Touchdowns	1	Najee Harris	at Bengals	11/26
		Jaylen Warren	at Browns	11/19
		Najee Harris	vs. Packers	11/12
		Jaylen Warren	vs. Packers	11/12
		Najee Harris	vs. Titans	11/02
		Najee Harris	at Rams	10/22
		Kenny Pickett	at Rams	10/22
		Jaylen Warren	at Rams	10/22
RECEIVING				
Pass Receptions	9	Pat Freiermuth	at Bengals	11/26
Receiving Yards	130	George Pickens	vs. Ravens	10/08
Touchdown Receptions	1	Diontae Johnson	vs. Cardinals	12/03
		Diontae Johnson	vs. Titans	11/02
		George Pickens	vs. Jaguars	10/29
		George Pickens	vs. Ravens	10/08
		Calvin Austin III	at Raiders	09/24
		Pat Freiermuth	at Raiders	09/24
		George Pickens	vs. Browns	09/18
		Pat Freiermuth	vs. 49ers	09/10
PASSING				
Passes Attempted	46	Kenny Pickett	vs. 49ers	09/10
Passes Completed	31	Kenny Pickett	vs. 49ers	09/10
Completion Percentage	72.7	Kenny Pickett	at Bengals	11/26
Passing Yards	278	Kenny Pickett	at Bengals	11/26
Yards Per Attempt	9.2	Kenny Pickett	at Rams	10/22
Touchdown Passes	2	Kenny Pickett	at Raiders	09/24
Interceptions Thrown	2	Mitch Trubisky	vs. Jaguars	10/29
		Kenny Pickett	vs. 49ers	09/10
PUNT RETURNS				
Punt Returns	3	Calvin Austin III	at Bengals	11/26
		Calvin Austin III	at Browns	11/19
		Calvin Austin III	at Rams	10/22
Punt Return Yards	51	Calvin Austin III	at Browns	11/19
KICKOFF RETURNS				
Kickoff Returns	3	Anthony McFarland Jr.	vs. Packers	11/12
		Desmond King II	at Texans	10/01
		Anthony McFarland Jr.	vs. 49ers	09/10
Kickoff Return Yards	91	Anthony McFarland Jr.	vs. 49ers	09/10
PUNTS				
Punts	9	Pressley Harvin III	at Browns	11/19
Punts inside the 20	4	Pressley Harvin III	at Browns	11/19
		Pressley Harvin III	vs. Browns	09/18
Punting Average	53.8	Pressley Harvin III	at Raiders	09/24
INTERCEPTIONS				
Interceptions Made	2	Levi Wallace	at Raiders	09/24
INT Return Yards	32	Keanu Neal	vs. Packers	11/12
TACKLES				
Tackles	15	Elandon Roberts	at Browns	11/19
Sacks	3.0	T.J. Watt	vs. 49ers	09/10
SCORING				
Touchdowns	1	Diontae Johnson	vs. Cardinals	12/03
		Najee Harris	at Bengals	11/26
		Jaylen Warren	at Browns	11/19
		Najee Harris	vs. Packers	11/12
		Jaylen Warren	vs. Packers	11/12
		Najee Harris	vs. Titans	11/02
		Diontae Johnson	vs. Titans	11/02
		George Pickens	vs. Jaguars	10/29
		Najee Harris	at Rams	10/22
		Jaylen Warren	at Rams	10/22
		George Pickens	vs. Ravens	10/08
		Calvin Austin III	at Raiders	09/24
		Pat Freiermuth	at Raiders	09/24
		George Pickens	vs. Browns	09/18
		Pat Freiermuth	vs. 49ers	09/10
Field Goals Attempted	3	Chris Boswell	at Bengals	11/26
		Chris Boswell	vs. Packers	11/12
		Chris Boswell	vs. Ravens	10/08
		Chris Boswell	at Raiders	09/24
Field Goals Made	3	Chris Boswell	at Bengals	11/26
MISC. YARDS				
Yards From Scrimmage	146	George Pickens	vs. Ravens	10/08
Combined Net Yards	146	George Pickens	vs. Ravens	10/08
LONGEST PLAYS			OPPONENT	DATE
RUSHING				
Run From Scrimmage	74	Jaylen Warren	at Browns	11/19
Touchdown Run	74	Jaylen Warren	at Browns	11/19
RECEIVING				
Pass Reception	72	Calvin Austin III	at Raiders	09/24
Touchdown Reception	72	Calvin Austin III	at Raiders	09/24
PASSING				
Passing Long	72	Kenny Pickett	at Raiders	09/24
Touchdown Pass Long	72	Kenny Pickett	at Raiders	09/24
RETURNS				
Longest Opponent's Fumble Return	18	T.J. Watt	vs. Ravens	10/08
Punt Return	21	Calvin Austin III	at Browns	11/19

Kickoff Return	37	Anthony McFarland Jr.	vs. Packers	11/12
Interception Return	32	Keanu Neal	vs. Packers	11/12
Longest INT Return for TD	30	Alex Highsmith	vs. Browns	09/18
KICKING				
Punt	63	Pressley Harvin III	at Raiders	09/24
Field Goal	57	Chris Boswell	at Raiders	09/24
Field Goal Attempt	61	Chris Boswell	vs. Jaguars	10/29

OPPONENT SINGLE-GAME HIGHS

			OPPONENT	DATE
RUSHING				
Rushing Yards	152	Christian McCaffrey	vs. 49ers	09/10
Rushing Attempts	25	James Conner	vs. Cardinals	12/03
Rushing Average	7.8	AJ Dillon	vs. Packers	11/12
Rushing Touchdowns	2	James Conner	vs. Cardinals	12/03
RECEIVING				
Pass Receptions	13	Davante Adams	at Raiders	09/24
Receiving Yards	172	Davante Adams	at Raiders	09/24
Touchdown Receptions	2	Nico Collins	at Texans	10/01
		Davante Adams	at Raiders	09/24
		Brandon Aiyuk	vs. 49ers	09/10
PASSING				
Passes Attempted	44	Jimmy Garoppolo	at Raiders	09/24
Passes Completed	28	Jimmy Garoppolo	at Raiders	09/24
Completion Percentage	75.0	Trevor Lawrence	vs. Jaguars	10/29
Passing Yards	324	Jimmy Garoppolo	at Raiders	09/24
Yards Per Attempt	10.2	C.J. Stroud	at Texans	10/01
Touchdown Passes	2	Jordan Love	vs. Packers	11/12
		C.J. Stroud	at Texans	10/01
		Jimmy Garoppolo	at Raiders	09/24
		Brock Purdy	vs. 49ers	09/10
Interceptions Thrown	3	Jimmy Garoppolo	at Raiders	09/24
PUNT RETURNS				
Punt Returns	5	DeAndre Carter	at Raiders	09/24
Punt Return Yards	44	DeAndre Carter	at Raiders	09/24
KICKOFF RETURNS				
Kickoff Returns	5	Keisean Nixon	vs. Packers	11/12
Kickoff Return Yards	139	Keisean Nixon	vs. Packers	11/12
PUNTS				
Punts	8	Corey Bojorquez	at Browns	11/19
Punts Inside the 20	3	Corey Bojorquez	at Browns	11/19
		Ryan Stonehouse	vs. Titans	11/02
		Jordan Stout	vs. Ravens	10/08
		Mitch Wishnowsky	vs. 49ers	09/10
Punting Average	57.0	Ryan Stonehouse	vs. Titans	11/02
INTERCEPTIONS				
Interceptions Made	1	Antonio Johnson	vs. Jaguars	10/29
		Andrew Wingard	vs. Jaguars	10/29
		Steven Nelson	at Texans	10/01
		Grant Delpit	vs. Browns	09/18
		Talanoa Hufanga	vs. 49ers	09/10
		Charvarius Ward	vs. 49ers	09/10
INT Return Yards	33	Steven Nelson	at Texans	10/01
TACKLES				
Tackles	12	Christian Harris	at Texans	10/01
Sacks	3.0	Drake Jackson	vs. 49ers	09/10
SCORING				
Touchdowns	2	James Conner	vs. Cardinals	12/03
		Nico Collins	at Texans	10/01
		Davante Adams	at Raiders	09/24
		Brandon Aiyuk	vs. 49ers	09/10
Field Goals Attempted	4	Brandon McManus	vs. Jaguars	10/29
Field Goals Made	4	Brandon McManus	vs. Jaguars	10/29
MISC. YARDS				
Yards From Scrimmage	172	Davante Adams	at Raiders	09/24
Combined Net Yards	172	Davante Adams	at Raiders	09/24
OPPONENTS LONGEST PLAYS				
RUSHING				
Run From Scrimmage	69	Jerome Ford	vs. Browns	09/18
Touchdown Run	65	Christian McCaffrey	vs. 49ers	09/10
RECEIVING				
Pass Reception	56	Travis Etienne Jr.	vs. Jaguars	10/29
Touchdown Reception	56	Travis Etienne Jr.	vs. Jaguars	10/29
PASSING				
Passing Long	56	Trevor Lawrence	vs. Jaguars	10/29
Touchdown Pass Long	56	Trevor Lawrence	vs. Jaguars	10/29
RETURNS				
Longest Opponent's Fumble Return	28	DJ Turner II	at Bengals	11/26
Punt Return	21	James Proche	at Browns	11/19
Kickoff Return	49	Keisean Nixon	vs. Packers	11/12
Interception Return	33	Steven Nelson	at Texans	10/01
KICKING				
Punt	68	Ethan Evans	at Rams	10/22
Field Goal	55	Dustin Hopkins	vs. Browns	09/18
Field Goal Attempt	55	Dustin Hopkins	vs. Browns	09/18

2023 REGULAR SEASON BIG YARDAGE GAMES

100-YARD PASS RECEIVERS							
DATE	OPPONENT	PLAYER	REC.	YDS.	AVG.	LG	TD
9/18	vs. Browns	George Pickens	4	127	31.8	71T	1
10/8	vs. Ravens	George Pickens	6	130	21.7	41T	1
10/22	at Rams	George Pickens	5	107	21.4	31	0
11/26	at Bengals	Pat Freiermuth	9	120	13.3	29	0

100-YARD RUSHERS

DATE	OPPONENT	PLAYER	ATT.	YDS.	AVG.	LG	TD
11/12	vs. Packers	Jaylen Warren	15	101	6.7	20	1
11/19	at Browns	Jaylen Warren	9	129	14.3	74T	1

300-YARD PASSERS

DATE	OPPONENT	PLAYER	ATT.	YDS.	COMP.	LG	TD
------	----------	--------	------	------	-------	----	----

2023 OPPONENTS BIG YARDAGE GAMES

100-YARD PASS RECEIVERS							
DATE	OPPONENT	PLAYER	REC.	YDS.	AVG.	LG	TD
9/10	vs. 49ers	Brandon Aiyuk	8	129	16.1	23	2
9/24	at Raiders	Davante Adams	13	172	13.2	32T	2
10/1	at Texans	Nico Collins	7	168	24.0	52T	2
10/22	at Rams	Puka Nacua	8	154	19.3	36	0

100-YARD RUSHERS

DATE	OPPONENT	PLAYER	ATT.	YDS.	AVG.	LG	TD
9/10	vs. 49ers	Christian McCaffrey	22	152	6.9	65T	1
9/18	vs. Browns	Jerome Ford	16	106	6.6	69	0
12/3	vs. Cardinals	James Conner	25	105	4.2	29	2

300-YARD PASSERS

DATE	OPPONENT	PLAYER	ATT.	YDS.	COMP.	LG	TD
9/24	at Raiders	Jimmy Garoppolo	44	324	28	32T	2
10/1	at Texans	C.J. Stroud	30	306	16	52T	2

DATE	OPPONENT	QTR	STEELERS PLAYER	YDS	DOWN	RESULT	QTR	OPP. PLAYER	YDS	DOWN	RESULT	
09/10	San Francisco	3 4	K. Pickett -> D. Johnson K. Pickett -> A. Robinson II	26 31	1-10-PIT 25 3-11-PIT 39	Punt Downs	1 2 4	B. Purdy -> B. Aiyuk B. Purdy -> D. Samuel B. Purdy -> B. Aiyuk	23 22 22	2-11-PIT 49 1-15-PIT 39 3-4-SF 25	Field Goal Touchdown Punt	
09/18	Cleveland	2 2 3 3	K. Pickett -> J. Warren K. Pickett -> G. Pickens K. Pickett -> G. Pickens K. Pickett -> G. Pickens	30 71T 25 23	3-3-PIT 32 1-10-PIT 29 3-10-PIT 25 2-10-PIT 25	Punt Touchdown Field Goal Punt	2 4	D. Watson -> D. Njoku D. Watson -> A. Cooper	29 23	1-20-CLE 15 2-10-CLE 23	Field Goal Fumble	
09/24	at Las Vegas	1	K. Pickett -> C. Austin III	72T	3-7-PIT 28	Touchdown	4	J. Garoppolo -> D. Adams	32T	4-1-PIT 32	Touchdown	
10/01	at Houston	3	K. Pickett -> G. Pickens K. Pickett -> N. Harris	32 32	3-5-PIT 26 3-4-HOU 40	Field Goal Field Goal	1 1 2 2 3 3	J. Garoppolo -> D. Adams C. Stroud -> D. Pierce C. Stroud -> D. Schultz C. Stroud -> J. Metchie III C. Stroud -> N. Collins C. Stroud -> N. Collins C. Stroud -> N. Collins	27 26 29 22 22 24 52T	1-10-LV 20 2-6-PIT 39 2-7-HOU 35 2-12-HOU 18 4-1-HOU 22 2-11-HOU 41 3-7-HOU 48	Touchdown Touchdown Field Goal Punt Field Goal Touchdown Touchdown	
10/08	Baltimore	2 3 4 4 4	K. Pickett -> G. Pickens K. Pickett -> G. Pickens K. Pickett -> J. Warren K. Pickett -> G. Pickens K. Pickett -> G. Pickens	21 23 43 21 41T	2-10-PIT 10 1-10-PIT 26 3-8-PIT 46 3-4-PIT 37 2-9-BAL 41	Punt Punt Field Goal Touchdown Touchdown	2 3 3	L. Jackson -> Z. Flowers L. Jackson -> Z. Flowers L. Jackson -> N. Agholor	29 20 30	3-18-BAL 40 2-7-BAL 26 1-10-BAL 18	Downs Punt Punt	
10/22	at L.A. Rams	2 4 4 4	K. Pickett -> G. Pickens K. Pickett -> D. Johnson K. Pickett -> G. Pickens K. Pickett -> G. Pickens	20 39 21 31	2-9-PIT 26 3-8-PIT 43 1-10-PIT 34 3-3-PIT 21	Punt Touchdown Touchdown End Game	1 2 2 2	M. Stafford -> P. Nacua M. Stafford -> C. Kupp M. Stafford -> P. Nacua M. Stafford -> P. Nacua	30 24 32 26	1-10-LAR 19 3-11-LAR 24 3-11-LAR 49 3-3-LAR 19	Missed FG Punt Field Goal Touchdown	
				31T	2-10-PIT 31	Touchdown	3	M. Stafford -> T. Atwell	31T	2-10-PIT 31	Touchdown	
				32	1-10-LAR 37	Touchdown	3	M. Stafford -> P. Nacua	32	1-10-LAR 37	Touchdown	
				20	3-7-PIT 28	Touchdown	3	M. Stafford -> P. Nacua	20	3-7-PIT 28	Touchdown	
10/29	Jacksonville	3	M. Trubisky -> G. Pickens	22T	2-3-JAX 22	Touchdown	1 1 2 3 4	T. Lawrence -> C. Ridley T. Lawrence -> C. Kirk T. Lawrence -> C. Ridley T. Lawrence -> T. Etienne Jr. T. Lawrence -> E. Ingram	26 29 27 56T 34	3-7-JAX 35 3-4-JAX 26 2-9-PIT 45 2-10-JAX 44 1-20-JAX 48	Field Goal Fumble Interceptio n Touchdown	
				29	1-23-TEN 5	Punt	4	T. Lawrence -> E. Ingram	34	1-23-TEN 5	Field Goal	
11/02	Tennessee	4	K. Pickett -> D. Johnson	32	3-6-PIT 45	Touchdown	1 2 2 3 4	W. Lewis -> D. Hopkins W. Lewis -> N. Westbrook-lkhine W. Lewis -> K. Phillips W. Lewis -> K. Phillips W. Lewis -> D. Henry W. Lewis -> T. Burks W. Lewis -> C. Moore	23 23 24 21 23 21 29	3-13-TEN 41 1-10-TEN 36 1-10-PIT 40 2-4-PIT 48 1-10-TEN 8 2-10-TEN 35	Punt Touchdown Field Goal Field Goal Field Goal Punt Interceptio n	
11/12	Green Bay	3	K. Pickett -> G. Pickens	28	1-10-PIT 34	Field Goal	1 2 3 3 4 4 4	J. Love -> D. Wicks J. Love -> J. Reed J. Love -> R. Doubs J. Love -> L. Musgrave J. Love -> L. Musgrave J. Love -> D. Wicks J. Love -> J. Reed	23 35T 20 36 28 32 46	2-7-PIT 45 3-16-PIT 35 2-6-GB 26 3-7-GB 49 1-10-GB 25 3-10-PIT 47 1-10-GB 19	Touchdown Touchdown Field Goal Field Goal Interceptio n Interceptio n	
11/19	at Cleveland	NONE			NONE							
11/26	at Cincinnati	1 1 2 4	K. Pickett -> P. Freiermuth K. Pickett -> P. Freiermuth K. Pickett -> D. Johnson K. Pickett -> G. Pickens	24 29 39 43	1-10-PIT 25 3-13-PIT 38 3-3-PIT 38 3-8-PIT 37	Punt Fumble Field Goal Field Goal	2 2 3 4	J. Browning -> J. Chase J. Browning -> T. Irwin J. Browning -> J. Chase J. Browning -> J. Mixon	31 25 25 39	2-4-PIT 47 2-9-CIN 12 1-10-PIT 46 1-10-CIN 25	Touchdown Punt Interceptio n Field Goal	
12/03	Arizona	1 3 4	K. Pickett -> G. Pickens M. Trubisky -> G. Pickens M. Trubisky -> D. Johnson	38 25 26	2-1-PIT 46 3-14-PIT 44 1-5-ARI 30	Field Goal Missed FG Touchdown	2	K. Murray -> E. Higgins	21	3-3-ARI 8	Touchdown	
01/07	at Baltimore	--	--	--	--	--	--	--	--	--	--	
12/23	Cincinnati	--	--	--	--	--	--	--	--	--	--	
12/16	at Indianapolis	--	--	--	--	--	--	--	--	--	--	
12/31	at Seattle	--	--	--	--	--	--	--	--	--	--	
TOTALS			28 - 888 (31.7%), 4 TDS					47 - 1,350 (28.7%), 5 TDS				

DATE	OPPONENT	QTR	STEELERS PLAYER	YDS.	DOWN	RESULT	QTR	OPP. PLAYER	YDS.	DOWN	RESULT	
09/1 0	San Francisco	2	Najee Harris	24	3-1-PIT 14	Touchdown	1	Christian McCaffrey	17	2-1-PIT 25	Touchdown	
							3	Christian McCaffrey	11	2-10-SF 44	Touchdown	
							3	Christian McCaffrey	65T	1-10-SF 35	Touchdown	
							4	Christian McCaffrey	17	1-10-SF 8	Punt	
											3-11-PIT 41	Field Goal
09/1 8	Cleveland	3	Najee Harris	21	1-10-PIT 20	Punt	1	Nick Chubb	20	1-10-CLE 28	Fumble	
							3	Jerome Ford	69	2-5-CLE 30	Touchdown	
							3	Deshaun Watson	12	2-5-CLE 25	Punt	
09/2 4	at Las Vegas	2	Jaylen Warren	11	1-10-LV 48	Field Goal	4	Josh Jacobs	10	1-10-PIT 38	Touchdown	
10/0 1	at Houston	3	Najee Harris	15	1-10-PIT 25	Field Goal	1	Dameon Pierce	13	2-10-HOU 31	Touchdown	
							2	C.J. Stroud	11	2-8-HOU 46	Touchdown	
							2	Dameon Pierce	12	1-10-PIT 36	Field Goal	
											2-9-HOU 15	Touchdown
10/0 8	Baltimore	2	George Pickens	16	1-10-BAL 40	Field Goal	1	Lamar Jackson	26	3-2-BAL 33	Punt	
							1	Gus Edwards	11	2-4-PIT 25	Touchdown	
							1	Justice Hill	14T	2-10-PIT 14	Touchdown	
10/2 2	at L.A. Rams	4	Jaylen Warren	13T	2-5-LAR 13	Touchdown	1	Darrell Henderson Jr.	16	2-10-LAR 37	Punt	
							1	1-10-LAR 49	Missed FG			
							3	Royce Freeman	15	1-10-LAR 29	Missed FG	
10/2 9	Jacksonville	2	Calvin Austin III	10	2-7-50	Field Goal	1	Trevor Lawrence	10	2-17-JAX 25	Field Goal	
							2	Travis Etienne Jr.	12	1-10-PIT 18	Interception	
							2	Travis Etienne Jr.	10	2-4-JAX 43	Field Goal	
											1-10-PIT 45	Punt
11/0 2	Tennessee	1	Najee Harris	10T	1-10-TEN 10	Touchdown	2	Derrick Henry	15	1-10-PIT 24	Touchdown	
							2	Derrick Henry	11	1-10-TEN 35	Field Goal	
							3					
							3					
							4					
11/1 2	Green Bay	1	Jaylen Warren	12	1-10-GB 28	Touchdown	2	AJ Dillon	40	1-10-GB 31	Touchdown	
11/1 9	at Cleveland	2	Jaylen Warren	11	2-1-PIT 37	Punt	4	Jerome Ford	13	2-5-PIT 25	Touchdown	
11/2 6	at Cincinnati	1	Najee Harris	20	1-10-PIT 11	Field Goal		NONE				
12/0 3	Arizona	2	Jaylen Warren	18	1-10-PIT 37	Downs	4	Michael Carter	19	3-6-ARI 33	Touchdown	
01/0 7	at Baltimore	--	--	--	--	--						
12/2 3	Cincinnati	--	--	--	--							
12/1 6	at Indianapolis	--	--	--	--							
12/3 1	at Seattle	--	--	--	--							
TOTALS				41 - 686 (16.7), 4 TDS					32 - 580 (18.1), 2 TDS			

DATE	OPPONENT	RUSHES				RECEPTIONS				RETURNS			
		GAIN	PLAYER	QTR	RESULT	GAIN	PLAYER	QTR	RESULT	GAIN	PLAYER	QTR	RESULT
09/10	San Francisco	24	Najee Harris	2	TD	26	Diontae Johnson	3	Punt	32	Anthony McFarland Jr. (KR)	1	Punt
						31	Allen Robinson II	4	Downs	34	Anthony McFarland Jr. (KR)	2	Punt
09/18	Cleveland	21	Najee Harris	3'	Punt	30	Jaylen Warren	2	Punt	30t	Alex Highsmith (INT)	1	INT
		17	Najee Harris	3	Punt	71t	George Pickens	2	TD				
09/24	at Las Vegas					25	Jaylen Warren	3	FG				
		11	Jaylen Warren	2'	FG	23	George Pickens	3	Punt				
		10	Kenny Pickett	2'	FG	72t	Calvin Austin III	1	TD				
10/01	at Houston	17	Najee Harris	3	TD	32	George Pickens	3	FG				
		15	Najee Harris	3'	FG								
		18	Jaylen Warren	3'	FG								
10/08	Baltimore	23	Najee Harris	3	Downs								
		16	George Pickens	2	FG	21	George Pickens	2	Punt				
		10	Jaylen Warren	4'	FG	23	George Pickens	3	Punt				
10/22	at L.A. Rams	16	Jaylen Warren	4	FG	21	Jaylen Warren	4	FG				
						23	George Pickens	4'	TD				
		13t	Jaylen Warren	4	TD	41t	George Pickens	4	TD				
10/29	Jacksonville	10	Najee Harris	4	TD	20	George Pickens	2	Punt				
		10	Najee Harris	4	TD	39	Diontae Johnson	4	TD				
						21	George Pickens	4	TD				
11/02	Tennessee	31	George Pickens	4	Game								
		10	Calvin Austin III	2	FG	22t	George Pickens	3	TD	36	Godwin Igwebuike (KR)	2	Miss FG
		10	Kenny Pickett	2	Miss FG								
11/12	Green Bay	10t	Najee Harris	1	TD	32	Diontae Johnson	4	TD				
		15	Jaylen Warren	2'	FG								
		14	Jaylen Warren	2'	FG								
		25	Najee Harris	3	FG								
		13	Jaylen Warren	4'	TD								
		22	Jaylen Warren	4	TD								
11/19	at Cleveland	12	Jaylen Warren	1	TD	28	George Pickens	3	FG	37	Anthony McFarland Jr. (KR)	3	FG
		11	Najee Harris	1'	TD					32	Keanu Neal (INT)	4	INT
		16t	Jaylen Warren	2'	TD					30	Damontae Kazee (INT)	4	INT
		24	Najee Harris	4	Punt								
		11	Jaylen Warren	4'	FG								
		20	Jaylen Warren	4'	FG								
11/26	at Cincinnati	11	Kenny Pickett	4'	Punt								
		11	Jaylen Warren	4	Punt								
		11/19	at Cleveland	11	Jaylen Warren	2	Punt						
		74t	Jaylen Warren	3	TD								
		21	Jaylen Warren	4'	FG								
12/03	Arizona	12	Jaylen Warren	4'	FG								
		17	Najee Harris	4	FG								
		20	Najee Harris	1	FG	24	Pat Freiermuth	1	Punt				
12/07	New England	22	Najee Harris	4'	FG	29	Pat Freiermuth	1	Fumble				
		13	Najee Harris	4	FG	39	Diontae Johnson	2	FG				
						43	George Pickens	4	FG				
12/16	at Indianapolis	18	Jaylen Warren	2'	Downs	38	George Pickens	1	FG				
		11	Najee Harris	2'	Downs	25	George Pickens	3	Miss FG				
		11	Najee Harris	3	Miss FG	26	Diontae Johnson	4	TD				
12/23	Cincinnati	--	--	--	--	--	--	--	--	--	--	--	
12/31	at Seattle	--	--	--	--	--	--	--	--	--	--	--	
TBD	at Baltimore	--	--	--	--	--	--	--	--	--	--	--	

* - result within the same drive

		RUSHES				RECEPTIONS				RETURNS			
DATE	OPPONENT	GAIN	PLAYER	QTR	RESULT	GAIN	PLAYER	QTR	RESULT	GAIN	PLAYER	QTR	RESULT
09/10	San Francisco	17	Christian McCaffrey	1	TD	23	Brandon Aiyuk	1	FG				
		11	Christian McCaffrey	1	TD	22	Deebo Samuel	2	TD				
		65t	Christian McCaffrey	3	TD	22	Brandon Aiyuk	4	Punt				
		11	Christian McCaffrey	3	Punt								
		17	Brock Purdy	4	FG								
09/18	Cleveland	20	Nick Chubb	1	Fumble	29	David Njoku	2	FG				
		69	Jerome Ford	3	TD	23	Amari Cooper	4	Fumble				
		12	Deshawn Watson	3	Punt								
09/24	at Las Vegas	10	Josh Jacobs	4	TD	32t	Davante Adams	1	TD				
						26	Davante Adams	4	TD				
10/01	at Houston	13	Dameon Pierce	1'	TD	27	Dameon Pierce	1	TD	35	Devin Singletary (KR)	1	TD
		11	C.J. Stroud	1'	TD	29	Dalton Schultz	2	FG	33	Steven Nelson (INT)	1	INT
		12	Dameon Pierce	2	FG	22	John Metchie III	2	Punt				
		10	Dameon Pierce	4	TD	42	Nico Collins	2	FG				
						24	Nico Collins	3	TD				
				52t	Nico Collins	4	TD						
10/08	Baltimore	26	Lamar Jackson	1	Punt	29	Zay Flowers	2	Downs				
		11	Gus Edwards	1'	TD	20	Zay Flowers	3	Punt				
		14t	Justice Hill	1	TD	30	Nelson Agholor	3	Punt				
10/22	at L.A. Rams	16	Darrell Henderson Jr.	1	Punt	30	Puka Nacua	1	Miss FG				
		11	Royce Freeman	1	Miss FG	24	Cooper Kupp	2	Punt				
		15	Royce Freeman	3	Miss FG	22	Puka Nacua	2	FG				
						36	Puka Nacua	2'	TD				
						31t	Tutu Atwell	2'	TD				
				32	Puka Nacua	3'	TD						
				20	Puka Nacua	3	TD						
10/29	Jacksonville	10	Trevor Lawrence	1	FG	26	Calvin Ridley	1	FG				
		12	Travis Etienne Jr.	2	INT	29	Christian Kirk	2	Fumble				
		10	Travis Etienne Jr.	2	FG	27	Calvin Ridley	2	INT				
		13	Travis Etienne Jr.	4	Punt	56t	Travis Etienne Jr.	3	TD				
						34	Evan Engram	4	FG				
11/02	Tennessee	15	Derrick Henry	2	TD	29	DeAndre Hopkins	1	Punt				
		11	Derrick Henry	3	FG	23	Nick Westbrook-Ikhine	2	TD				
						24	Kyle Philips	2'	FG				
						21	Kyle Philips	2'	FG				
						23	Derrick Henry	3	FG				
						21	Treyton Burks	4	Punt				
						29	Chris Moore	4	INT				
11/12	Green Bay	40	AJ Dillon	2	TD	23	Dontayvion Wicks	1	TD	36	Keisean Nixon (KR)	1	TD
						35t	Jayden Reed	2	TD	49	Keisean Nixon (KR)	3	FG
						20	Romeo Doubs	3'	FG				
						36	Luke Musgrave	3'	FG				
						28	Luke Musgrave	4'	INT				
						32	Dontayvion Wicks	4'	INT				
						46	Jayden Reed	4	INT				
11/19	at Cleveland	13	Jerome Ford	1	TD								
		16	Kareem Hunt	4	Punt								
11/26	at Cincinnati					31	Ja'Marr Chase	2	TD	46	Trayveon Williams (KR)	2	TD
						25	Trenton Irwin	2	Punt				
						25	Ja'Marr Chase	3	INT				
						39	Joe Mixon	4	FG				
12/03	Arizona	19	Michael Carter	2	TD	21	Elijah Higgins	2	TD				
		29	James Conner	4'	Game								
		10	James Conner	4'	Game								
		11	James Conner	4	Game								
12/07	New England	--	--	--	--	--	--	--	--	--	--	--	
12/16	at Indianapolis	--	--	--	--	--	--	--	--	--	--	--	
12/23	Cincinnati	--	--	--	--	--	--	--	--	--	--	--	
12/31	at Seattle	--	--	--	--	--	--	--	--	--	--	--	
TBD	at Baltimore	--	--	--	--	--	--	--	--	--	--	--	

* - result within the same drive

DATE	OPPONENT	RETUR		STEELERS PLAYER	YDS	DOWN	RESULT	RETUR		OPP. PLAYER	YD S.	DOWN	RESULT
		QTR	N					QTR	N				
09/10	San Francisco	1	KO	Anthony McFarland Jr.	32	SF 32	Touchdown	1	Punt	Ray-Ray McCloud III	15	SF 32	Touchdown
		2	KO	Anthony McFarland Jr.	34	SF 24	Punt	3	Punt	Ray-Ray McCloud III	19	PIT 38	Fumble
09/18	Cleveland	1	INT	Alex Highsmith	30T	PIT 35	Field Goal	1	FUM	Grant Delpit	14	PIT 23	Touchdown
		2	Punt	Calvin Austin III	14	CLE 39	Field Goal						
09/24	at Las Vegas		FUM	NONE				1	Punt	DeAndre Carter	12	LV 26	Touchdown
		2	FUM					4	Punt	DeAndre Carter	13	LV 20	Touchdown
10/01	at Houston			NONE				4	Punt	DeAndre Carter	16	LV 48	Field Goal
								1	KO	Devin Singletary	35	HOU 35	Interception
10/08	Baltimore	4	FUM	T.J. Watt	18	BAL 18	Field Goal	4	FUM	Kevon Seymour	20	PIT 7	Interception
		3	INT	T.J. Watt	24	LAR 7	Touchdown			NONE			
10/29	Jacksonville	3	KO	Godwin Igwebuike	36	PIT 35	Fumble	1	Punt	Jamal Agnew	12	JAX 32	Field Goal
								2	Punt	Jamal Agnew	13	JAX 37	Interception
11/02	Tennessee	2	Punt	Calvin Austin III	12	PIT 17	Punt			Antonio Johnson	23		
										NONE			
11/12	Green Bay	2	Punt	Calvin Austin III	14	PIT 46	Field Goal	1	KO	Keisean Nixon	36	GB 35	Touchdown
		3	KO	Anthony McFarland Jr.	37	PIT 35	Punt	2	Punt	Keisean Nixon	12	GB 46	Punt
		4	INT	Jr.	32	PIT 24	Punt	3	KO	Keisean Nixon	49	GB 35	Punt
		0	INT	Keanu Neal Damontae Kazee	30								
11/19	at Cleveland	2	Punt	Calvin Austin III	15	PIT 33	Punt	3	Punt	James Proche	21	PIT 48	Interception
		4	Punt	Calvin Austin III	15	PIT 28	Field Goal	4	Punt	James Proche	12	CLE 35	Field Goal
		4	Punt	Calvin Austin III	21	PIT 30	Punt						
11/26	at Cincinnati			NONE				1	FUM	DJ Turner II	28	CIN 39	Punt
								2	KO	Trayveon Williams	46	CIN 35	Punt
12/03	Arizona	1	Punt	Calvin Austin III	11	PIT 37	Punt	1	Punt	Greg Dortch	10	ARI 35	Field Goal
12/07	New England	--	--	--	--	--	--	--	--	--	--	--	--
12/16	at Indianapolis	--	--	--	--	--	--	--	--	--	--	--	--
12/23	Cincinnati	--	--	--	--	--	--	--	--	--	--	--	--
12/31	at Seattle	--	--	--	--	--	--	--	--	--	--	--	--
01/07	at Baltimore	--	--	--	--	--	--	--	--	--	--	--	--
TOTALS		17 - 391 (23.0), 2 TDS				22 - 481 (21.9), 0 TDS							

WEEK 12: STEELERS 16, BENGALS 10														NOVEMBER 26, 2023													
STEELERS							BENGALS							STEELERS							BENGALS						
#	RECD	LOST	POSS	OBTAINED	BEGAN	PLAYS	YDS	PEN	NET	1ST	ENDED	GIVEN UP		#	RECD	LOST	POSS	OBTAINED	BEGAN	PLAYS	YDS	PEN	NET	1ST	ENDED	GIVEN UP	
1	15:00	12:09	2:51	Kickoff	PIT 25	4	32	0	32	1	CIN 43	Punt	1	12:09	10:31	1:38	Fumble	CIN 20	3	-3	0	-3	0	CIN 17	Punt		
2	10:31	04:34	5:57	Punt	PIT 29	10	51	6	57	3	CIN 15	Fumble	2	04:34	01:23	3:11	Fumble	CIN 39	4	-10	-10	12	1	PIT 49	Punt		
3	01:23	12:39	3:44	Punt	PIT 11	8	66	0	66	2	CIN 23	Field Goal	3	12:39	10:30	2:09	Kickoff	CIN 47	4	53	0	53	2	PIT 11	Touchdown		
4	10:30	08:16	2:14	Kickoff	PIT 25	4	16	0	16	1	PIT 41	Punt	4	08:16	06:25	1:51	Punt	CIN 20	3	-4	0	-4	0	CIN 16	Punt		
5	06:25	03:16	3:09	Punt	PIT 45	5	13	0	13	1	CIN 42	Punt	5	03:16	01:38	1:38	Punt	CIN 11	5	31	15	46	2	PIT 43	Punt		
6	01:38	00:24	1:14	Punt	PIT 20	6	43	-10	33	2	CIN 47	Punt	6	00:24	00:00	0:24	Punt	CIN 8	1	-1	0	-1	0	CIN 8	End Half		
7	09:24	01:34	7:50	Interception	PIT 21	14	79	0	79	7	CIN 5	Touchdown	7	15:00	09:24	5:36	Kickoff	CIN 25	10	57	0	57	3	PIT 18	Interception		
8	13:10	08:03	5:07	Punt	PIT 22	10	72	-10	62	2	CIN 16	Field Goal	8	01:34	13:10	3:24	Kickoff	CIN 25	4	22	-20	2	1	CIN 27	Punt		
9	05:58	02:51	3:07	Punt	PIT 33	7	52	0	52	3	CIN 15	Field Goal	9	08:03	05:58	2:05	Kickoff	CIN 25	3	-2	0	-2	0	CIN 23	Punt		
10	02:04	00:00	2:04	Kickoff	CIN 39	3	-3	0	-3	0	CIN 41	End Game	10	02:51	02:04	0:47	Kickoff	CIN 25	5	47	0	47	1	PIT 28	Field Goal		

WEEK 13: STEELERS 10, CARDINALS 24														DECEMBER 3, 2023													
STEELERS							CARDINALS							STEELERS							CARDINALS						
#	RECD	LOST	POSS	OBTAINED	BEGAN	PLAYS	YDS	PEN	NET	1ST	ENDED	GIVEN UP		#	RECD	LOST	POSS	OBTAINED	BEGAN	PLAYS	YDS	PEN	NET	1ST	ENDED	GIVEN UP	
1	15:00	12:01	2:59	Kickoff	PIT 24	7	65	0	65	2	ARI 11	Field Goal	1	12:01	11:07	0:54	Kickoff	ARI 29	3	0	0	0	0	ARI 29	Punt		
2	11:07	09:16	1:51	Punt	PIT 29	3	2	0	2	0	PIT 31	Punt	2	09:16	05:44	3:32	Punt	ARI 35	7	22	10	32	2	PIT 33	Field Goal		
3	05:44	02:37	3:07	Kickoff	PIT 25	5	17	0	17	1	PIT 42	Punt	3	02:37	01:07	1:30	Punt	ARI 16	3	-1	0	-1	0	ARI 15	Punt		
4	01:07	14:48	1:19	Punt	PIT 37	3	4	0	4	0	PIT 41	Punt	4	14:48	12:44	2:04	Punt	ARI 34	4	5	5	10	1	ARI 44	Punt		
5	12:44	04:51	7:53	Punt	PIT 20	12	68	11	79	5	ARI 1	Downs	5	04:51	00:15	4:36	Downs	ARI 1	15	109	-10	99	5	PIT 5	Touchdown		
6	00:15	00:00	0:15	Kickoff	PIT 25	1	-1	0	-1	0	PIT 25	End Half	6	15:00	14:04	0:56	Kickoff	ARI 25	3	6	0	6	0	ARI 31	Punt		
7	14:04	10:29	3:35	Punt	PIT 7	7	22	-5	17	2	PIT 30	Fumble	7	10:29	07:18	3:11	Fumble	PIT 21	7	14	7	21	3	PIT 1	Touchdown		
8	07:18	03:20	3:58	Kickoff	PIT 25	9	53	-5	48	3	ARI 27	Missed FG	8	03:20	12:19	6:01	Missed FG	ARI 35	9	43	-15	28	2	PIT 37	Punt		
9	12:19	10:36	1:43	Punt	PIT 4	3	5	0	5	0	PIT 9	Punt	9	10:36	08:28	2:08	Punt	PIT 33	4	33	0	33	2	PIT 9	Touchdown		
10	08:28	04:25	4:03	Kickoff	PIT 25	10	70	5	75	5	ARI 2	Touchdown	10	04:25	00:00	4:25	Kickoff	ARI 25	9	47	5	52	3	PIT 22	End Game		

DATE	OPPONENT	STEELERS								OPPONENT							
		FIRST HALF				SECOND HALF				FIRST HALF				SECOND HALF			
		PLAYS	YDS	TIME	RESULT	PLAYS	YDS	TIME	RESULT	PLAYS	YDS	TIME	RESULT	PLAYS	YDS	TIME	RESULT
09/10	49ers	3	-5	1:45	Punt	4	30	2:02	Punt	7	54	3:46	TD	2	75	0:58	TD
09/18	Browns	3	7	0:39	INT	9	44	3:13	FG	1	0	0:09	INT	4	75	1:46	TD
09/24	at Raiders	3	9	2:04	Punt	9	52	4:29	FG	3	7	1:29	Punt	3	7	1:03	Punt
10/01	at Texans	8	13	4:09	INT	10	58	5:29	FG	12	69	6:05	TD	3	-10	0:51	Punt
10/08	Ravens	6	16	3:24	Punt	3	9	1:55	Punt	6	34	2:24	Punt	5	28	2:58	Punt
10/22	at Rams	3	3	1:22	Punt	3	7	1:25	TD	5	6	2:55	Punt	1	0	0:16	INT
10/29	Jaguars	3	-5	0:57	Punt	3	-9	1:25	Punt	6	21	3:16	FG	9	39	4:38	FUM
11/02	Titans	10	78	4:49	TD	15	75	8:17	FG	14	72	7:23	FG	3	2	1:02	Punt
11/12	Packers	9	75	4:59	TD	3	0	1:58	Punt	10	69	5:19	TD	11	31	5:52	FG
11/19	at Browns	3	-2	2:04	Punt	2	75	0:50	TD	8	31	4:32	Punt	9	25	4:28	Punt
11/26	at Bengals	4	32	2:51	Punt	14	79	7:50	TD	3	-3	1:38	Punt	10	57	5:36	INT
12/03	Cardinals	7	65	2:59	FG	7	17	3:35	FUM	3	0	0:54	Punt	3	6	0:56	Punt

STEELERS																							
DATE	OPPONENT	STARTING																					
		QB	POSS	TD	PAT	2-PT	M-2PT	FG	FGA	MFG	BK-FG	PUNT	INT	FUM	SAF	OWNS	HF	FGM	PTS	TD%	SCORE%	PTS/POSS	
9/10	San Francisco	Pickett	11	1	1	0	0	0	0	0	0	0	6	2	0	0	2	0	0	7	9.1	9.1	0.64
9/18	Cleveland	Pickett	14	1	2	1	0	2	2	0	0	7	1	1	0	0	1	1	12	7.1	21.4	0.86	
9/24	at Las Vegas	Pickett	13	2	2	0	0	3	3	0	0	6	0	0	0	0	1	1	23	15.4	38.5	1.77	
10/1	at Houston	Pickett	10	0	0	0	0	2	2	0	0	5	1	0	0	1	0	1	6	0.0	20.0	0.60	
10/8	Baltimore	Pickett	12	1	0	1	0	3	3	0	0	6	0	1	1	0	1	1	15	8.3	33.3	1.25	
10/22	at L.A. Rams	Pickett	11	3	3	0	0	1	1	0	0	5	0	0	0	0	1	1	24	27.3	36.4	2.18	
10/29	Jacksonville	Pickett	12	1	1	0	0	1	2	1	0	6	2	0	0	1	0	0	10	8.3	16.7	0.83	
11/2	Tennessee	Pickett	9	2	2	0	0	2	2	0	0	4	0	0	0	0	0	1	20	22.2	44.4	2.22	
11/12	Green Bay	Pickett	10	2	2	0	0	3	3	0	0	5	0	0	0	0	0	0	23	20.0	50.0	2.30	
11/19	at Cleveland	Pickett	13	1	1	0	0	1	1	0	0	9	0	0	0	0	1	1	10	7.7	15.4	0.77	
11/26	at Cincinnati	Pickett	10	1	1	0	0	3	3	0	0	4	0	1	0	0	0	1	16	10.0	40.0	1.60	
12/3	Arizona	Pickett	10	1	1	0	0	1	2	1	0	4	0	1	0	1	1	0	10	10.0	20.0	1.00	
12/7	New England	--	--	--	--	--	--	--	--	--	--	--	--	--	--	--	--	--	--	--	--	--	
12/16	at Indianapolis	--	--	--	--	--	--	--	--	--	--	--	--	--	--	--	--	--	--	--	--	--	
12/23	Cincinnati	--	--	--	--	--	--	--	--	--	--	--	--	--	--	--	--	--	--	--	--	--	
12/31	at Seattle	--	--	--	--	--	--	--	--	--	--	--	--	--	--	--	--	--	--	--	--	--	
1/7	at Baltimore	--	--	--	--	--	--	--	--	--	--	--	--	--	--	--	--	--	--	--	--	--	
2023 TOTALS				135	16	16	2	0	22	24	2	0	67	6	4	1	5	6	8	176	11.9	28.1	1.30

OPPONENTS		STARTING QB	POSS	TD	PAT	2-PT	M-2PT	FG	FGA	MFG	RGK-FG	PUNT	INT	FUM	SAF	OWNS	HFGM	RTS	TD%	SCORE	PTS/POSS	
9/10	San Francisco	Purdy	12	3	3	0	0	3	3	0	0	3	0	1	0	0	1	1	30	25.0	50.0	2.50
9/18	Cleveland	Watson	15	2	2	2	2	2	3	1	0	5	1	3	0	1	0	0	22	13.3	26.7	1.47
9/24	at Las Vegas	Garoppolo	12	2	2	1	1	1	1	0	0	5	3	0	0	1	0	0	18	16.7	25.0	1.50
10/1	at Houston	Stroud	10	3	3	0	0	3	3	0	0	3	0	0	0	1	0	0	30	30.0	60.0	3.00
10/8	Baltimore	Jackson	12	1	1	0	0	1	1	0	0	5	1	2	0	2	0	0	10	8.3	25.0	0.83
10/22	at L.A. Rams	Stafford	10	2	1	1	1	1	3	2	0	4	1	0	0	0	0	0	17	20.0	30.0	1.70
10/29	Jacksonville	Lawrence	11	1	1	1	1	4	4	0	0	3	1	2	0	0	0	0	20	9.1	45.5	1.82
11/2	Tennessee	Levis	9	1	1	0	0	3	3	0	0	3	1	0	0	1	0	0	16	11.1	44.4	1.78
11/12	Green Bay	Love	11	2	1	0	0	2	2	0	0	4	2	0	0	0	1	0	19	18.2	36.4	1.73
11/19	at Cleveland	Thompson-Robinson	12	1	1	0	0	2	2	0	0	8	1	0	0	0	0	0	13	8.3	25.0	1.08
11/26	at Cincinnati	Browning	10	1	1	0	0	1	1	0	0	6	1	0	0	0	1	0	10	10.0	20.0	1.00
12/3	Arizona	Murray	10	3	3	0	0	1	1	0	0	5	0	0	0	0	0	1	24	30.0	40.0	2.40
12/7	New England	--	--	--	--	--	--	--	--	--	--	--	--	--	--	--	--	--	--	--	--	--
12/16	at Indianapolis	--	--	--	--	--	--	--	--	--	--	--	--	--	--	--	--	--	--	--	--	--
12/23	Cincinnati	--	--	--	--	--	--	--	--	--	--	--	--	--	--	--	--	--	--	--	--	--
12/31	at Seattle	--	--	--	--	--	--	--	--	--	--	--	--	--	--	--	--	--	--	--	--	--
1/7	at Baltimore	--	--	--	--	--	--	--	--	--	--	--	--	--	--	--	--	--	--	--	--	--
2023 TOTALS			134	22	20	5	5	24	27	3	0	54	12	8	0	6	3	2	229	16.4	35.1	1.71

DATE	OPPONENT	ACQUIRED	DRIVE START	PLAYS	YARDS	Q/TIME	FIRST DOWNS	SCORING PLAY	PIT	OPP
09/10	San Francisco	Punt	PIT 5	12	95	Q21:25	6	P. Freiermuth: 3-yard pass from K. Pickett	7	20
09/18	Cleveland	Punt	CLE 39	4	5	Q21:20	0	C. Boswell: 52-yard FG	10	11
		Punt	PIT 18	4	82	Q21:36	2	G. Pickens: 71-yard pass from K. Pickett	16	11
		Kickoff	PIT 25	9	44	Q33:13	2	C. Boswell: 50-yard FG	19	14
09/24	at Las Vegas	Kickoff	PIT 25	3	75	Q10:52	1	C. Austin III: 72-yard pass from K. Pickett	7	7
		Interception	PIT 31	8	44	Q23:51	3	C. Boswell: 43-yard FG	10	7
		Punt	PIT 23	11	54	Q25:08	4	C. Boswell: 42-yard FG	13	7
		Punt	PIT 9	9	52	Q34:29	2	C. Boswell: 57-yard FG	16	7
10/01	at Houston	Interception	PIT 19	6	81	Q33:19	5	P. Freiermuth: 13-yard pass from K. Pickett	23	7
		Kickoff	PIT 25	10	58	Q35:29	3	C. Boswell: 35-yard FG	3	16
10/08	Baltimore	Punt	HOU 46	7	41	Q32:53	1	C. Boswell: 23-yard FG	6	16
		Fumble	PIT 49	7	26	Q22:15	2	C. Boswell: 43-yard FG	3	10
10/08	Baltimore	Kickoff	PIT 44	9	49	Q44:02	3	C. Boswell: 25-yard FG	8	10
		Interception	PIT 20	8	80	Q42:49	3	G. Pickens: 41-yard pass from K. Pickett	14	10
		Fumble	BAL 18	4	-6	Q40:13	0	C. Boswell: 42-yard FG	17	10
		Interception	PIT 43	8	22	Q13:44	2	Q2: C. Boswell: 53-yard FG	3	0
10/22	at L.A. Rams	Interception	LAR 7	3	7	Q31:25	1	K. Pickett: 1-yard run	10	9
		Missed FG	PIT 41	5	59	Q32:33	2	Q4: J. Warren: 13-yard run	17	17
		Punt	PIT 20	10	80	Q45:16	7	N. Harris: 3-yard run	24	17
10/29	Jacksonville	Interception	PIT 2	12	93	Q26:16	5	C. Boswell: 22-yard FG	3	6
		Kickoff	PIT 25	8	75	Q34:12	4	G. Pickens: 22-yard pass from M. Trubisky	10	17
11/02	Tennessee	Kickoff	PIT 22	10	78	Q14:49	5	N. Harris: 10-yard run	7	0
		Kickoff	PIT 24	10	65	Q25:19	5	C. Boswell: 29-yard FG	10	10
		Punt	PIT 13	15	75	Q38:17	5	C. Boswell: 30-yard FG	13	13
		Punt	PIT 8	11	92	Q45:11	6	D. Johnson: 3-yard pass from K. Pickett	20	16
11/12	Green Bay	Kickoff	PIT 25	9	75	Q14:59	6	N. Harris: 4-yard run	7	0
		Kickoff	PIT 40	11	60	Q15:30	5	Q2: J. Warren: 16-yard run	14	7
		Punt	PIT 46	8	30	Q24:58	2	C. Boswell: 42-yard FG	17	7
		Kickoff	PIT 34	5	35	Q31:59	1	C. Boswell: 49-yard FG	20	19
11/19	at Cleveland	Punt	PIT 34	8	49	Q44:10	3	C. Boswell: 35-yard FG	23	19
		Kickoff	PIT 25	2	75	Q30:50	1	J. Warren: 74-yard run	7	10
		Punt	PIT 28	13	62	Q47:10	4	C. Boswell: 28-yard FG	10	10
11/26	at Cincinnati	Punt	PIT 11	8	66	Q13:44	2	Q2: C. Boswell: 41-yard FG	3	0
		Interception	PIT 21	14	79	Q37:50	7	N. Harris: 5-yard run	10	7
		Punt	PIT 22	10	62	Q45:07	2	C. Boswell: 34-yard FG	13	7
		Punt	PIT 33	7	52	Q43:07	3	C. Boswell: 33-yard FG	16	7
12/03	Arizona	Kickoff	PIT 24	7	65	Q12:59	2	C. Boswell: 29-yard FG	3	0
		Kickoff	PIT 25	10	75	Q44:03	5	D. Johnson: 2-yard pass from M. Trubisky	10	24
AVG				8.3	58.2	3:51	3.2			

DATE	OPPONENT	ACQUIRED	DRIVE START	PLAYS	YARDS	Q/TIME	FIRST DOWNS	SCORING PLAY	PIT	OPP
09/10	San Francisco	Punt	SF 46	7	54	Q113:46	3	B. Aiyuk: 8-yard pass from B. Purdy	0	7
		Interception	PIT 48	6	25	Q113:22	1	J. Moody: 41-yard FG	0	10
		Punt	SF 32	9	68	Q114:35	5	Q2: B. Aiyuk: 19-yard pass from B. Purdy	0	17
		Punt	50 yard line	7	37	Q213:55	2	J. Moody: 32-yard FG	0	20
		Kickoff	SF 25	2	75	Q310:58	2	C. McCaffrey: 65-yard run	7	27
		Interception	SF 49	9	29	Q414:38	2	J. Moody: 40-yard FG	7	30
09/18	Cleveland	Kickoff	CLE 25	11	50	Q116:05	3	D. Hopkins: 43-yard FG	7	3
		Fumble	PIT 23	4	23	Q111:06	2	Q2: J. Ford: 3-yard pass from D. Watson	7	11
		Punt	CLE 25	7	38	Q212:24	2	D. Hopkins: 55-yard FG	16	14
		Kickoff	CLE 25	4	75	Q311:46	2	P. Strong Jr.: 1-yard run	19	22
09/24	at Las Vegas	Punt	LV 26	7	74	Q113:23	3	D. Adams: 32-yard pass from J. Garoppolo	0	7
		Punt	LV 20	11	80	Q415:51	7	D. Adams: 1-yard pass from J. Garoppolo	23	15
		Punt	LV 48	9	44	Q412:13	2	D. Carlson: 26-yard FG	23	18
10/01	at Houston	Kickoff	HOU 31	12	69	Q116:05	6	D. Pierce: 2-yard pass from C. Stroud	0	7
		Interception	PIT 45	9	27	Q113:26	2	K. Fairbairn: 36-yard FG	0	10
		Punt	HOU 32	7	48	Q212:43	2	K. Fairbairn: 38-yard FG	0	13
		Punt	HOU 22	5	57	Q210:41	2	K. Fairbairn: 39-yard FG	0	16
		Downs	HOU 42	10	58	Q315:20	4	Q4: D. Schultz: 6-yard pass from D. Singletary	6	23
		Punt	HOU 14	11	86	Q416:24	4	N. Collins: 52-yard pass from C. Stroud	6	30
10/08	Baltimore	Punt	BAL 41	7	59	Q112:57	4	J. Hill: 14-yard run	0	7
		Punt	BAL 32	15	64	Q117:22	5	Q2: J. Tucker: 23-yard FG	0	10
10/22	at L.A. Rams	Punt	LAR 39	8	38	Q214:11	2	B. Maher: 41-yard FG	3	3
		Kickoff	LAR 12	8	88	Q213:29	3	T. Atwell: 31-yard pass from M. Stafford	3	9
10/29	Jacksonville	Kickoff	LAR 25	9	75	Q314:22	4	D. Henderson Jr.: 1-yard run	10	17
		Punt	JAX 47	6	21	Q113:16	1	B. McManus: 50-yard FG	0	3
		Punt	JAX 32	7	36	Q113:29	1	B. McManus: 51-yard FG	0	6
		Kickoff	JAX 37	9	43	Q212:55	3	B. McManus: 38-yard FG	3	9
		Punt	JAX 44	2	56	Q310:13	1	T. Etienne Jr.: 56-yard pass from T. Lawrence	3	17
11/02	Tennessee	Interception	JAX 41	7	40	Q414:45	2	B. McManus: 37-yard FG	10	20
		Kickoff	TEN 10	14	72	Q117:23	5	N. Folk: 36-yard FG	7	3
		Punt	TEN 27	11	73	Q216:26	5	D. Henry: 2-yard run	7	10
		Kickoff	TEN 25	8	57	Q211:16	3	N. Folk: 36-yard FG	10	13
11/12	Green Bay	Kickoff	TEN 25	9	45	Q315:22	3	N. Folk: 48-yard FG	13	16
		Kickoff	GB 31	10	69	Q115:19	4	R. Doubs: 8-yard pass from J. Love	7	7
		Kickoff	GB 13	7	87	Q213:54	4	J. Reed: 35-yard pass from J. Love	17	13
		Kickoff	PIT 44	11	31	Q315:52	2	A. Carlson: 31-yard FG	17	16
11/19	at Cleveland	Punt	GB 22	9	68	Q314:06	2	A. Carlson: 28-yard FG	17	19
		Punt	50 yard line	7	50	Q113:49	4	J. Ford: 1-yard run	0	7
		Punt	CLE 17	17	77	Q215:24	7	D. Hopkins: 25-yard FG	0	10
11/26	at Cincinnati	Punt	CLE 35	8	48	Q411:16	3	D. Hopkins: 34-yard FG	10	13
		Kickoff	CIN 47	4	53	Q212:09	2	D. Sample: 11-yard pass from J. Browning	3	7
12/03	Arizona	Kickoff	CIN 25	5	47	Q410:47	1	E. McPherson: 47-yard FG	16	10
		Punt	ARI 35	7	32	Q113:32	2	M. Prater: 51-yard FG	3	3
12/07	Arizona	Downs	ARI 1	15	99	Q214:36	5	T. McBride: 5-yard pass from K. Murray	3	10
		Fumble	PIT 21	7	21	Q313:11	3	J. Conner: 1-yard run	3	17
		Punt	PIT 33	4	33	Q412:08	2	J. Conner: 9-yard run	3	24
12/07	--	--	--	--	--	--	--	--	--	
12/16	--	--	--	--	--	--	--	--	--	
12/23	--	--	--	--	--	--	--	--	--	
12/31	--	--	--	--	--	--	--	--	--	
01/07	--	--	--	--	--	--	--	--	--	
AVG				8.2	54.3	3:44	3.0			
TOTALS				378	2,499	172:10	139			

PLAYS			NET YARDS			TIME		
DATE	OPPONENT	PLAYS	DATE	OPPONENT	NET YARDS	DATE	OPPONENT	TIME
11/2	Tennessee	15 (field goal)	9/10	San Francisco	95 (touchdown) [PEN: 19, GROSS: 76]	11/2	Tennessee	8:17 (field goal)
11/26	at Cincinnati	14 (touchdown)	10/29	Jacksonville	93 (field goal) [PEN: 32, GROSS: 61]	12/3	Arizona	7:53 (downs)
11/19	at Cleveland	13 (field goal)	11/2	Tennessee	92 (touchdown) [PEN: -2, GROSS: 94]	11/26	at Cincinnati	7:50 (touchdown)
9/10	San Francisco	12 (touchdown)	9/18	Cleveland	82 (touchdown) [PEN: 0, GROSS: 82]	11/19	at Cleveland	7:10 (field goal)
9/10	San Francisco	12 (downs)	9/24	at Las Vegas	81 (touchdown) [PEN: 0, GROSS: 81]	10/29	Jacksonville	6:16 (field goal)
10/29	Jacksonville	12 (field goal)	10/8	Baltimore	80 (touchdown) [PEN: 0, GROSS: 80]	11/12	Green Bay	5:30 (touchdown)
12/3	Arizona	12 (downs)	10/22	at L.A. Rams	80 (touchdown) [PEN: -10, GROSS: 90]	10/1	at Houston	5:29 (field goal)
9/24	at Las Vegas	11 (field goal)	11/26	at Cincinnati	79 (touchdown) [PEN: 0, GROSS: 79]	10/22	at L.A. Rams	5:28 (end of game)
11/12	Green Bay	11 (touchdown)	12/3	Arizona	79 (downs) [PEN: 11, GROSS: 68]	9/24	at Las Vegas	5:08 (field goal)
10/1	at Houston	10 (field goal)	11/12	Green Bay	75 (touchdown) [PEN: 17, GROSS: 58]	10/8	Baltimore	4:37 (punt)
10/8	Baltimore	10 (punt)	11/19	at Cleveland	75 (touchdown) [PEN: 0, GROSS: 75]	9/10	San Francisco	4:20 (downs)
10/22	at L.A. Rams	10 (end of game)	10/1	at Houston	58 (field goal) [PEN: 0, GROSS: 58]	9/18	Cleveland	3:13 (field goal)
10/22	at L.A. Rams	10 (touchdown)	12/7	New England	--	12/7	New England	--
9/18	Cleveland	9 (field goal)	12/16	at Indianapolis	--	12/16	at Indianapolis	--
12/7	New England	--	12/23	Cincinnati	--	12/23	Cincinnati	--
12/16	at Indianapolis	--	12/31	at Seattle	--	12/31	at Seattle	--
12/23	Cincinnati	--	1/7	at Baltimore	--	1/7	at Baltimore	--
12/31	at Seattle	--	--	--	--	--	--	--
1/7	at Baltimore	--	--	--	--	--	--	--

PLAYS			NET YARDS			TIME		
DATE	OPPONENT	PLAYS	DATE	OPPONENT	NET YARDS	DATE	OPPONENT	TIME
11/19	at Cleveland	17 (field goal)	12/3	Arizona	99 (touchdown) [PEN: -10, GROSS: 109]	11/2	Tennessee	7:23 (field goal)
10/8	Baltimore	15 (field goal)	10/22	at L. A. Rams	88 (touchdown) [PEN: 0, GROSS: 88]	10/8	Baltimore	7:22 (field goal)
12/3	Arizona	15 (touchdown)	11/12	Green Bay	87 (touchdown) [PEN: 7, GROSS: 80]	10/1	at Houston	6:24 (touchdown)
11/2	Tennessee	14 (field goal)	10/1	at Houston	86 (touchdown) [PEN: -5, GROSS: 91]	9/18	Cleveland	6:05 (field goal)
10/1	at Houston	12 (touchdown)	9/24	at Las Vegas	80 (touchdown) [PEN: 14, GROSS: 66]	12/3	Arizona	6:01 (punt)
10/22	at L. A. Rams	11 (missed fg)	11/19	at Cleveland	77 (field goal) [PEN: 5, GROSS: 72]	10/22	at L. A. Rams	5:54 (missed fg)
9/18	Cleveland	11 (fumble)	9/10	San Francisco	75 (touchdown) [PEN: 0, GROSS: 75]	11/12	Green Bay	5:52 (field goal)
9/24	at Las Vegas	11 (touchdown)	9/18	Cleveland	75 (touchdown) [PEN: 0, GROSS: 75]	9/24	at Las Vegas	5:51 (touchdown)
9/10	San Francisco	11 (punt)	11/2	Tennessee	73 (touchdown) [PEN: 0, GROSS: 73]	10/29	Jacksonville	5:39 (punt)
11/12	Green Bay	11 (field goal)	10/8	Baltimore	64 (field goal) [PEN: 0, GROSS: 64]	11/26	at Cincinnati	5:36 (interception)
9/18	Cleveland	11 (field goal)	11/26	at Cincinnati	57 (interception) [PEN: 0, GROSS: 57]	11/19	at Cleveland	5:24 (field goal)
11/26	at Cincinnati	10 (interception)	10/29	Jacksonville	57 (interception) [PEN: 0, GROSS: 57]	9/10	San Francisco	5:18 (punt)
10/29	Jacksonville	10 (punt)	12/7	New England	--	12/7	New England	--
12/7	New England	--	12/16	at Indianapolis	--	12/16	at Indianapolis	--
12/16	at Indianapolis	--	12/23	Cincinnati	--	12/23	Cincinnati	--
12/23	Cincinnati	--	12/31	at Seattle	--	12/31	at Seattle	--
12/31	at Seattle	--	1/7	at Baltimore	--	1/7	at Baltimore	--
1/7	at Baltimore	--	--	--	--	--	--	--

DATE	OPPONENT	OFFENSE	DEFENSE
09/10	San Francisco	TD - Pass Downs	TD - Pass TD - Pass FG - 32 yards
09/18	Cleveland	NONE	Missed FG TD - Pass TD - Run
09/24	at Las Vegas	TD - Pass	TD - Pass FG - 26 yards
10/01	at Houston	FG - 35 yards FG - 23 yards	TD - Pass FG - 36 yards TD - Pass
10/08	Baltimore	FG - 25 yards FG - 42 yards	TD - Run FG - 23 yards Interception
10/22	at L.A. Rams	TD - Run TD - Run TD - Run	TD - Run
10/29	Jacksonville	FG - 22 yards	Fumble Interception FG - 37 yards
11/02	Tennessee	TD - Run FG - 29 yards FG - 30 yards TD - Pass	FG - 36 yards TD - Run FG - 36 yards Interception
11/12	Green Bay	TD - Run TD - Run FG - 35 yards	TD - Pass FG - 31 yards FG - 28 yards Interception Interception
11/19	at Cleveland	FG - 28 yards	TD - Run FG - 25 yards FG - 34 yards
11/26	at Cincinnati	Fumble TD - Run FG - 34 yards FG - 33 yards	TD - Pass Interception
12/03	Arizona	FG - 29 yards Downs TD - Pass	TD - Pass TD - Run TD - Run
12/07	New England	--	--
12/16	at Indianapolis	--	--
12/23	Cincinnati	--	--
12/31	at Seattle	--	--
01/07	at Baltimore	--	--

	OFFENSE	DEFENSE
Inside the 20	26	35
Scores	23	27
Touchdowns	11	16
Field Goals	12	11
Total Points in 20	113	149
Fumbles	1	1
Interceptions	0	6
Missed Field Goals	0	1
Lost on Downs	2	0
End of Half/Game	0	0
TDs Outside	5	6
Red-Zone Percentage	42.3	45.7

STEELERS																		
Date	Opponent	Pos	TD	PAT	2-Pt.	Miss PAT	FG	FGA	Bk/MFG	INT	Fum	Dwns	Half	Game	Pts	TD%	Score	Pts/Poss
09/10	San Francisco	2	1	1	0	0	0	0	0	0	0	1	0	0	7	50.0	50.0	3.5
09/18	Cleveland	0	0	0	0	0	0	0	0	0	0	0	0	0	0	0.0	0.0	0.0
09/24	at Las Vegas	1	1	1	0	0	0	0	0	0	0	0	0	0	7	100.0	100.0	7.0
10/01	at Houston	2	0	0	0	0	2	2	0	0	0	0	0	0	6	0.0	100.0	3.0
10/08	Baltimore	2	0	0	0	0	2	2	0	0	0	0	0	0	6	0.0	100.0	3.0
10/22	at L.A. Rams	3	3	3	0	0	0	0	0	0	0	0	0	0	21	100.0	100.0	7.0
10/29	Jacksonville	1	0	0	0	0	1	1	0	0	0	0	0	0	3	0.0	100.0	3.0
11/02	Tennessee	4	2	2	0	0	2	2	0	0	0	0	0	0	20	50.0	100.0	5.0
11/12	Green Bay	3	2	2	0	0	1	1	0	0	0	0	0	0	17	66.7	100.0	5.7
11/19	at Cleveland	1	0	0	0	0	1	1	0	0	0	0	0	0	3	0.0	100.0	3.0
11/26	at Cincinnati	4	1	1	0	0	2	2	0	0	1	0	0	0	13	25.0	75.0	3.3
12/03	Arizona	3	1	1	0	0	1	1	0	0	0	1	0	0	10	33.3	66.7	3.3
12/07	New England	--	--	--	--	--	--	--	--	--	--	--	--	--	--	--	--	--
12/16	at Indianapolis	--	--	--	--	--	--	--	--	--	--	--	--	--	--	--	--	--
12/23	Cincinnati	--	--	--	--	--	--	--	--	--	--	--	--	--	--	--	--	--
12/31	at Seattle	--	--	--	--	--	--	--	--	--	--	--	--	--	--	--	--	--
01/07	at Baltimore	--	--	--	--	--	--	--	--	--	--	--	--	--	--	--	--	--
TOTALS		26	11	11	0	0	12	12	0	0	1	2	0	0	113	42.3	88.5	4.3

OPPONENT																		
Date	Opponent	Pos	TD	PAT	2-Pt.	Miss PAT	FG	FGA	Bk/MFG	INT	Fum	Dwns	Half	Game	Pts	TD%	Score	Pts/Poss
09/10	San Francisco	3	2	2	0	0	1	1	0	0	0	0	0	0	17	66.7	100.0	5.7
09/18	Cleveland	3	2	0	2	0	0	1	1	0	0	0	0	0	16	66.7	66.7	5.3
09/24	at Las Vegas	2	1	0	1	0	1	1	0	0	0	0	0	0	11	50.0	100.0	5.5
10/01	at Houston	3	2	2	0	0	1	1	0	0	0	0	0	0	17	66.7	100.0	5.7
10/08	Baltimore	3	1	1	0	0	1	1	0	1	0	0	0	0	10	33.3	66.7	3.3
10/22	at L.A. Rams	1	1	0	1	0	0	0	0	0	0	0	0	0	8	100.0	100.0	8.0
10/29	Jacksonville	3	0	0	0	0	1	1	0	1	1	0	0	0	3	0.0	33.3	1.0
11/02	Tennessee	4	1	1	0	0	2	2	0	1	0	0	0	0	13	25.0	75.0	3.3
11/12	Green Bay	5	1	1	0	0	2	2	0	2	0	0	0	0	13	20.0	60.0	2.6
11/19	at Cleveland	3	1	1	0	0	2	2	0	0	0	0	0	0	13	33.3	100.0	4.3
11/26	at Cincinnati	2	1	1	0	0	0	0	0	1	0	0	0	0	7	50.0	50.0	3.5
12/03	Arizona	3	3	3	0	0	0	0	0	0	0	0	0	0	21	100.0	100.0	7.0
12/07	New England	--	--	--	--	--	--	--	--	--	--	--	--	--	--	--	--	--
12/16	at Indianapolis	--	--	--	--	--	--	--	--	--	--	--	--	--	--	--	--	--
12/23	Cincinnati	--	--	--	--	--	--	--	--	--	--	--	--	--	--	--	--	--
12/31	at Seattle	--	--	--	--	--	--	--	--	--	--	--	--	--	--	--	--	--
01/07	at Baltimore	--	--	--	--	--	--	--	--	--	--	--	--	--	--	--	--	--
TOTALS		35	16	12	4	0	11	12	1	6	1	0	0	0	149	45.7	77.1	4.3

Date	Opponent	STEELERS												OPPONENT											
		1ST DOWN			2ND DOWN			3RD DOWN			4TH DOWN			1ST DOWN			2ND DOWN			3RD DOWN			4TH DOWN		
		Att	Yds	Avg	Att	Yds	Avg	Att	Yds	Avg	Att	Yds	Avg	Att	Yds	Avg	Att	Yds	Avg	Att	Yds	Avg	Att	Yds	Avg
09/10	San Francisco	24	81	3.4	19	94	4.9	15	66	4.4	3	-2	-0.7	30	177	5.9	22	126	5.7	13	77	5.9	1	11	11.0
09/18	Cleveland	22	119	5.4	17	49	2.9	14	87	6.2	0	0	0.0	33	147	4.5	29	180	6.2	17	84	4.9	2	1	0.5
09/24	at Las Vegas	27	138	5.1	18	61	3.4	15	134	8.9	0	0	0.0	29	116	4.0	23	143	6.2	13	71	5.5	2	32	16.0
10/01	at Houston	22	78	3.5	19	58	3.1	14	98	7.0	1	-9	-9.0	32	161	5.0	24	214	8.9	12	80	6.7	1	0	0.0
10/08	Baltimore	28	107	3.8	22	120	5.5	15	62	4.1	0	0	0.0	29	136	4.7	22	115	5.2	14	90	6.4	2	-6	-3.0
10/22	at L.A. Rams	25	131	5.2	17	81	4.8	13	87	6.7	1	1	1.0	26	124	4.8	20	103	5.2	16	127	7.9	0	0	0.0
10/29	Jacksonville	27	119	4.4	23	128	5.6	12	14	1.2	2	0	0.0	29	121	4.2	23	155	6.7	13	101	7.8	0	0	0.0
11/02	Tennessee	28	142	5.1	20	94	4.7	12	90	7.5	0	0	0.0	31	195	6.3	22	116	5.3	13	23	1.8	2	6	3.0
11/12	Green Bay	28	181	6.5	18	79	4.4	13	56	4.3	1	8	8.0	25	162	6.5	22	82	3.7	16	137	8.6	2	18	9.0
11/19	at Cleveland	23	74	3.2	19	117	6.2	14	57	4.1	1	1	1.0	29	86	3.0	26	111	4.3	17	58	3.4	1	4	4.0
11/26	at Cincinnati	31	214	6.9	20	33	1.7	17	174	10.2	0	0	0.0	18	117	6.5	13	108	8.3	10	-3	-0.3	0	0	0.0
12/03	Arizona	27	159	5.9	19	104	5.5	11	54	4.9	1	0	0.0	25	85	3.4	21	68	3.2	17	129	7.6	0	0	0.0
12/07	New England	--	--	--	--	--	--	--	--	--	--	--	--	--	--	--	--	--	--	--	--	--			
12/16	at Indianapolis	--	--	--	--	--	--	--	--	--	--	--	--	--	--	--	--	--	--	--	--	--			
12/23	Cincinnati	--	--	--	--	--	--	--	--	--	--	--	--	--	--	--	--	--	--	--	--	--			
12/31	at Seattle	--	--	--	--	--	--	--	--	--	--	--	--	--	--	--	--	--	--	--	--	--			
01/07	at Baltimore	--	--	--	--	--	--	--	--	--	--	--	--	--	--	--	--	--	--	--	--	--			
TOTALS		312	1,543	4.9	231	1,018	4.4	165	979	5.9	10	-1	-0.1	336	1,627	4.8	267	1,521	5.7	171	974	5.7	13	66	5.1

STEELERS												
Date	Opponent	3rd & 1	3rd & 2	3rd & 3	3rd & 4	3rd & 5	3rd & 6	3rd & 7	3rd & 8	3rd & 9	3rd & 10+	Total
09/10	San Francisco	2 / 2	2 / 2	0 / 1	0 / 2	0 / 2	0 / 2	0 / 0	0 / 1	0 / 0	1 / 3	5 / 15
09/18	Cleveland	0 / 1	0 / 1	1 / 2	0 / 0	0 / 1	0 / 0	0 / 0	1 / 1	0 / 1	2 / 7	4 / 14
09/24	at Las Vegas	1 / 2	1 / 2	0 / 0	0 / 1	1 / 1	0 / 2	1 / 2	1 / 2	1 / 1	0 / 2	6 / 15
10/01	at Houston	2 / 2	0 / 2	0 / 0	2 / 2	0 / 1	0 / 0	2 / 2	0 / 2	0 / 0	0 / 3	6 / 14
10/08	Baltimore	0 / 1	0 / 0	0 / 0	1 / 2	0 / 0	2 / 3	1 / 4	1 / 1	1 / 1	0 / 3	6 / 15
10/22	at L.A. Rams	2 / 2	0 / 0	1 / 1	0 / 0	0 / 0	0 / 0	0 / 2	1 / 2	0 / 2	0 / 3	4 / 12
10/29	Jacksonville	0 / 0	2 / 4	1 / 1	0 / 0	0 / 1	0 / 1	0 / 2	0 / 0	0 / 0	0 / 3	3 / 12
11/02	Tennessee	1 / 1	2 / 2	1 / 2	0 / 0	0 / 0	2 / 2	0 / 1	0 / 2	0 / 0	0 / 2	6 / 12
11/12	Green Bay	2 / 3	0 / 2	1 / 2	0 / 0	0 / 0	1 / 1	0 / 0	0 / 0	0 / 1	0 / 4	4 / 13
11/19	at Cleveland	1 / 1	0 / 1	0 / 0	1 / 2	0 / 1	0 / 0	0 / 0	0 / 1	0 / 0	1 / 8	3 / 14
11/26	at Cincinnati	1 / 1	0 / 1	1 / 1	1 / 2	1 / 1	1 / 2	0 / 0	1 / 1	1 / 1	1 / 7	8 / 17
12/03	Arizona	0 / 0	0 / 1	1 / 2	0 / 0	1 / 4	0 / 2	0 / 0	0 / 0	1 / 1	1 / 1	4 / 11
12/07	New England	--	--	--	--	--	--	--	--	--	--	--
12/16	at Indianapolis	--	--	--	--	--	--	--	--	--	--	--
12/23	Cincinnati	--	--	--	--	--	--	--	--	--	--	--
12/31	at Seattle	--	--	--	--	--	--	--	--	--	--	--
01/07	at Baltimore	--	--	--	--	--	--	--	--	--	--	--
TOTALS		12 / 16	7 / 18	7 / 12	5 / 11	3 / 12	6 / 15	4 / 13	5 / 13	4 / 8	6 / 46	59 / 164
		75.0%	38.9%	58.3%	45.5%	25.0%	40.0%	30.8%	38.5%	50.0%	13.0%	36.0%
		3RD & 1-3: 26 / 46 = 56.5%			3RD & 4-6: 14 / 38 = 36.8%			3RD & 7-10+: 19 / 80 = 23.8%				

OPPONENT												
Date	Opponent	3rd & 1	3rd & 2	3rd & 3	3rd & 4	3rd & 5	3rd & 6	3rd & 7	3rd & 8	3rd & 9	3rd & 10+	Total
09/10	San Francisco	1 / 2	0 / 1	0 / 0	1 / 1	0 / 0	1 / 2	1 / 2	1 / 2	0 / 0	1 / 3	6 / 13
09/18	Cleveland	1 / 2	0 / 0	1 / 1	1 / 1	0 / 0	1 / 1	0 / 3	0 / 1	0 / 0	1 / 7	5 / 16
09/24	at Las Vegas	4 / 5	0 / 0	0 / 2	0 / 2	0 / 1	0 / 0	0 / 0	0 / 0	0 / 0	0 / 3	4 / 13
10/01	at Houston	1 / 2	0 / 0	2 / 2	1 / 1	0 / 1	0 / 3	1 / 1	0 / 0	0 / 1	1 / 1	6 / 12
10/08	Baltimore	1 / 1	2 / 2	0 / 1	0 / 1	0 / 1	0 / 2	0 / 1	0 / 0	0 / 0	2 / 5	5 / 14
10/22	at L.A. Rams	3 / 3	0 / 0	1 / 2	0 / 1	0 / 1	1 / 1	2 / 2	0 / 0	0 / 1	2 / 5	9 / 16
10/29	Jacksonville	2 / 2	0 / 1	1 / 1	1 / 1	1 / 1	0 / 0	1 / 1	0 / 0	0 / 1	0 / 5	6 / 13
11/02	Tennessee	0 / 0	1 / 1	1 / 1	0 / 1	0 / 2	0 / 0	0 / 2	0 / 3	0 / 1	1 / 2	3 / 13
11/12	Green Bay	1 / 1	1 / 2	2 / 2	0 / 1	0 / 1	0 / 1	2 / 3	0 / 1	0 / 1	2 / 3	8 / 16
11/19	at Cleveland	1 / 2	0 / 0	2 / 2	1 / 2	0 / 1	0 / 1	0 / 1	0 / 1	0 / 1	0 / 6	4 / 17
11/26	at Cincinnati	0 / 0	0 / 1	1 / 2	0 / 0	0 / 2	0 / 0	0 / 2	0 / 0	1 / 1	0 / 2	2 / 10
12/03	Arizona	1 / 1	1 / 1	1 / 1	0 / 2	2 / 2	3 / 3	0 / 0	1 / 1	0 / 1	1 / 5	10 / 17
12/07	New England	--	--	--	--	--	--	--	--	--	--	--
12/16	at Indianapolis	--	--	--	--	--	--	--	--	--	--	--
12/23	Cincinnati	--	--	--	--	--	--	--	--	--	--	--
12/31	at Seattle	--	--	--	--	--	--	--	--	--	--	--
01/07	at Baltimore	--	--	--	--	--	--	--	--	--	--	--
TOTALS		16 / 21	5 / 9	12 / 17	5 / 14	3 / 13	6 / 14	7 / 18	2 / 9	1 / 8	11 / 47	68 / 170
		76.2%	55.6%	70.6%	35.7%	23.1%	42.9%	38.9%	22.2%	12.5%	23.4%	40.0%
		3RD & 1-3: 33 / 47 = 70.2%			3RD & 4-6: 14 / 41 = 34.1%			3RD & 7-10+: 21 / 82 = 25.6%				

Date	Opponent	STEELERS						OPPONENT						
		4th & 1	4th & 2	4th & 3	4th & 4	4th & 5+	Total	4th & 1	4th & 2	4th & 3	4th & 4	4th & 5+	Total	
09/10	San Francisco	0/0	0/0	1/1	0/1	0/1	1/3	1/1	0/0	0/0	0/0	0/0	0/0	1/1
09/18	Cleveland	0/0	0/0	0/0	0/0	0/0	0/0	0/1	0/0	0/0	0/0	0/0	0/1	0/2
09/24	at Las Vegas	0/0	0/0	0/0	0/0	0/0	0/0	1/1	0/0	0/0	0/0	0/0	0/1	1/2
10/01	at Houston	0/1	0/0	0/0	0/0	0/0	0/1	0/1	0/0	0/0	0/0	0/0	0/0	0/1
10/08	Baltimore	0/0	0/0	0/0	0/0	0/0	0/0	0/0	0/1	0/0	0/0	0/0	0/1	0/2
10/22	at L.A. Rams	1/1	0/0	0/0	0/0	0/0	1/1	0/0	0/0	0/0	0/0	0/0	0/0	0/0
10/29	Jacksonville	0/0	0/1	0/0	0/0	0/1	0/2	0/0	0/0	0/0	0/0	0/0	0/0	0/0
11/02	Tennessee	0/0	0/0	0/0	0/0	0/0	0/0	1/1	0/0	0/0	0/1	0/0	0/0	1/2
11/12	Green Bay	1/1	0/0	0/0	0/0	0/0	1/1	0/0	1/1	0/0	0/0	0/0	1/1	2/2
11/19	at Cleveland	1/1	0/0	0/0	0/0	0/0	1/1	1/1	0/0	0/0	0/0	0/0	0/0	1/1
11/26	at Cincinnati	0/0	0/0	0/0	0/0	0/0	0/0	0/0	0/0	0/0	0/0	0/0	0/0	0/0
12/03	Arizona	0/1	0/0	0/0	0/0	0/0	0/1	0/0	0/0	0/0	0/0	0/0	0/0	0/0
12/07	New England	--	--	--	--	--	--	--	--	--	--	--	--	--
12/16	at Indianapolis	--	--	--	--	--	--	--	--	--	--	--	--	--
12/23	Cincinnati	--	--	--	--	--	--	--	--	--	--	--	--	--
12/31	at Seattle	--	--	--	--	--	--	--	--	--	--	--	--	--
01/07	at Baltimore	--	--	--	--	--	--	--	--	--	--	--	--	--
TOTALS		3/5	0/1	1/1	0/1	0/2	4/10	4/6	1/2	0/0	0/1	1/4	6/13	
		60.0%	0.0%	100.0%	0.0%	0.0%	40.0%	66.7%	50.0%	0.0%	0.0%	25.0%	46.2%	

SEPTEMBER 10, 2023
STEELERS VS. SAN FRANCISCO 49ERS
L 30-7

TOP TACKLERS		SACKS		INTS		FORCED FUMBLES		RECOVERED FUMBLES	
PLAYER	NO.	PLAYER	NO.	PLAYER	NO.	PLAYER	NO.	PLAYER	NO.
K. Alexander	8	T. Watt	3.0			T. Watt	2	T. Watt	1
E. Roberts	8					C. Holcomb	1		
A. Highsmith	7								
C. Holcomb	5								
K. Neal	5								
T. Watt	5								
M. Fitzpatrick	4								
D. Kazez	4								
K. Benton	3								
M. Golden	3								
D. Leal	3								
L. Wallace	3								
M. Adams Sr.	2								
L. Ogunjobi	2								
P. Peterson	2								
N. Herbig	1								
I. Loudermilk	1								
J. Porter Jr.	1								

SEPTEMBER 18, 2023
STEELERS VS. CLEVELAND BROWNS
W 26-22

TOP TACKLERS		SACKS		INTS		FORCED FUMBLES		RECOVERED FUMBLES	
PLAYER	NO.	PLAYER	NO.	PLAYER	NO.	PLAYER	NO.	PLAYER	NO.
K. Alexander	9	M. Golden	1.0	A. Highsmith	1	M. Adams Sr.	1	D. Kazez	1
C. Holcomb	8	A. Highsmith	1.0			A. Highsmith	1	L. Ogunjobi	1
A. Highsmith	7	D. Leal	1.0			C. Holcomb	1	T. Watt	1
M. Fitzpatrick	6	L. Ogunjobi	1.0						
D. Kazez	6	E. Riley	1.0						
K. Neal	6	T. Watt	1.0						
L. Wallace	5								
L. Ogunjobi	4								
C. Sullivan	4								
T. Watt	4								
M. Adams Sr.	3								
N. Herbig	3								
D. Leal	3								
K. Benton	2								
M. Golden	2								
P. Peterson	2								
E. Roberts	2								
A. Watts	2								
E. Riley	1								

SEPTEMBER 24, 2023
STEELERS @ LAS VEGAS RAIDERS
W 23-18

TOP TACKLERS		SACKS		INTS		FORCED FUMBLES		RECOVERED FUMBLES	
PLAYER	NO.	PLAYER	NO.	PLAYER	NO.	PLAYER	NO.	PLAYER	NO.
M. Fitzpatrick	11	T. Watt	2.0	L. Wallace	2				
K. Alexander	7	K. Benton	1.0	P. Peterson	1				
L. Wallace	6	M. Golden	1.0						
C. Holcomb	5								
P. Peterson	5								
K. Neal	4								
E. Roberts	3								
M. Adams Sr.	2								
M. Golden	2								
D. Kazez	2								
D. Leal	2								
J. Porter Jr.	2								
M. Robinson	2								
T. Watt	2								
K. Benton	1								
L. Ogunjobi	1								

OCTOBER 1, 2023
STEELERS @ HOUSTON TEXANS
L 30-6

TOP TACKLERS		SACKS		INTS		FORCED FUMBLES		RECOVERED FUMBLES	
PLAYER	NO.	PLAYER	NO.	PLAYER	NO.	PLAYER	NO.	PLAYER	NO.
M. Fitzpatrick	11					K. Benton	1		
E. Roberts	10								
C. Holcomb	7								
P. Peterson	5								
M. Adams Sr.	4								
K. Alexander	4								
K. Benton	4								
K. Neal	4								
L. Ogunjobi	4								
L. Wallace	4								
A. Highsmith	3								
D. Kazez	3								
D. Leal	2								
C. Sullivan	2								
T. Watt	2								
I. Loudermilk	1								

OCTOBER 8, 2023
STEELERS VS. BALTIMORE RAVENS
W 17-10

TOP TACKLERS		SACKS		INTS		FORCED FUMBLES		RECOVERED FUMBLES	
PLAYER	NO.	PLAYER	NO.	PLAYER	NO.	PLAYER	NO.	PLAYER	NO.
M. Fitzpatrick	9	T. Watt	2.0	J. Porter Jr.	1	A. Highsmith	1	D. Kazez	1
C. Holcomb	9	K. Alexander	1.0			L. Ogunjobi	1	T. Watt	1
E. Roberts	8	A. Highsmith	1.0			C. Sullivan	1		
K. Alexander	6								
K. Neal	5								
K. Benton	3								
D. Kazez	3								
L. Wallace	3								
M. Adams Sr.	2								
A. Highsmith	2								
I. Loudermilk	2								
J. Porter Jr.	2								
C. Sullivan	2								
T. Watt	2								
L. Ogunjobi	1								
P. Peterson	1								
A. Watts	1								

OCTOBER 22, 2023
STEELERS @ LOS ANGELES RAMS
W 24-17

TOP TACKLERS		SACKS		INTS		FORCED FUMBLES		RECOVERED FUMBLES	
PLAYER	NO.	PLAYER	NO.	PLAYER	NO.	PLAYER	NO.	PLAYER	NO.
M. Fitzpatrick	11	N. Herbig	1.0	T. Watt	1				
C. Holcomb	8	L. Ogunjobi	1.0						
D. Kazez	7								
M. Adams Sr.	4								
K. Neal	4								
L. Ogunjobi	4								
K. Alexander	3								
P. Peterson	3								
J. Porter Jr.	3								
E. Roberts	3								
L. Wallace	3								
N. Herbig	2								
A. Highsmith	2								
D. Leal	2								
C. Sullivan	1								
T. Watt	1								

OCTOBER 29, 2023
STEELERS VS. JACKSONVILLE JAGUARS
L 20-10

TOP TACKLERS		SACKS		INTS		FORCED FUMBLES		RECOVERED FUMBLES	
PLAYER	NO.	PLAYER	NO.	PLAYER	NO.	PLAYER	NO.	PLAYER	NO.
C. Holcomb	10	E. Roberts	1.5	D. Kazez	1	K. Alexander	1	C. Holcomb	1
K. Neal	7	A. Highsmith	0.5			N. Herbig	1	K. Neal	1
D. Kazez	5	T. Watt	0.5						
L. Ogunjobi	5	A. Watts	0.5						
J. Porter Jr.	5								
E. Roberts	5								
M. Adams Sr.	4								
A. Highsmith	4								
M. Golden	3								
K. Alexander	2								
M. Fitzpatrick	2								
M. Killebrew	2								
I. Loudermilk	2								
P. Peterson	2								
C. Sullivan	2								
T. Watt	2								
A. Watts	2								
K. Benton	1								
N. Herbig	1								
D. Leal	1								

NOVEMBER 2, 2023
STEELERS VS. TENNESSEE TITANS
W 20-16

TOP TACKLERS		SACKS		INTS		FORCED FUMBLES		RECOVERED FUMBLES	
PLAYER	NO.	PLAYER	NO.	PLAYER	NO.	PLAYER	NO.	PLAYER	NO.
E. Roberts	9	A. Highsmith	2.0	K. Alexander	1				
K. Neal	7	M. Golden	1.0						
C. Heyward	6	T. Watt	1.0						
L. Ogunjobi	5								
A. Highsmith	4								
D. Kazez	4								
T. Watt	4								
P. Peterson	3								
J. Porter Jr.	3								
D. Rush	3								
K. Alexander	2								
K. Benton	2								
C. Holcomb	2								
D. Leal	2								
I. Loudermilk	2								
M. Golden	1								

NOVEMBER 12, 2023
STEELERS VS. GREEN BAY PACKERS
W 23-19

TOP TACKLERS		SACKS		INTS		FORCED FUMBLES		RECOVERED FUMBLES	
PLAYER	NO.	PLAYER	NO.	PLAYER	NO.	PLAYER	NO.	PLAYER	NO.
K. Neal	8	T. Watt	1.0	D. Kazez	1				
E. Roberts	8			K. Neal	1				
T. Watt	8								
K. Benton	6								
D. Kazez	5								
J. Porter Jr.	4								
C. Heyward	3								
A. Highsmith	3								
E. Riley	3								
M. Robinson	3								
I. Loudermilk	2								
P. Peterson	2								
L. Ogunjobi	1								
L. Wallace	1								

NOVEMBER 19, 2023
STEELERS @ CLEVELAND BROWNS
L 23-10

TOP TACKLERS		SACKS		INTS		FORCED FUMBLES		RECOVERED FUMBLES	
PLAYER	NO.	PLAYER	NO.	PLAYER	NO.	PLAYER	NO.	PLAYER	NO.
E. Roberts	15	T. Watt	1.0	C. Sullivan	1				
A. Highsmith	6								
J. Porter Jr.	6								
T. Thompson	6								
T. Watt	6								
C. Heyward	5								
D. Kazez	5								
K. Benton	4								
P. Peterson	3								
E. Riley	3								
A. Watts	3								
C. Sullivan	2								
M. Walker	2								
N. Herbig	1								
M. Killebrew	1								
I. Loudermilk	1								
L. Ogunjobi	1								

NOVEMBER 26, 2023
STEELERS @ CINCINNATI BENGALS
W 16-10

TOP TACKLERS		SACKS		INTS		FORCED FUMBLES		RECOVERED FUMBLES	
PLAYER	NO.	PLAYER	NO.	PLAYER	NO.	PLAYER	NO.	PLAYER	NO.
E. Roberts	6	T. Watt	2.0	T. Thompson	1	T. Watt	1		
D. Kazez	5	N. Herbig	1.0						
T. Thompson	5	C. Heyward	1.0						
M. Walker	5								
T. Watt	5								
C. Heyward	4								
K. Benton	2								
P. Peterson	2								
J. Porter Jr.	2								
N. Herbig	1								
A. Highsmith	1								
C. Sullivan	1								

DECEMBER 3, 2023
STEELERS VS. ARIZONA CARDINALS
L 24-10

TOP TACKLERS		SACKS		INTS		FORCED FUMBLES		RECOVERED FUMBLES	
PLAYER	NO.	PLAYER	NO.	PLAYER	NO.	PLAYER	NO.	PLAYER	NO.
M. Walker	10	A. Highsmith	1.5			K. Benton	1		
A. Highsmith	8	T. Watt	0.5						
M. Robinson	7								
T. Watt	6								
M. Fitzpatrick	5								
D. Kazez	4								
J. Porter Jr.	4								
I. Loudermilk	3								
L. Ogunjobi	3								
E. Roberts	3								
T. Thompson	3								
K. Benton	2								
L. Wallace	2								
A. Watts	2								
N. Herbig	1								
C. Heyward	1								

DATE	OPPONENT	TT	SOLO	ASST	SACKS	SACK YDS	INTS	INT YDS	PD	DTD	DS	TFL	QBH	FF	FR
9/10	San Francisco	67	43	24	3	17.0	0	0.0	5	0	0	5	7	3	1
9/18	Cleveland	79	56	23	6	25.0	1	30.0	8	2	0	9	11	3	3
9/24	at Las Vegas	57	41	16	4	31.0	3	0.0	6	0	0	5	8	0	0
10/1	at Houston	70	39	31	0	0.0	0	0.0	4	0	0	3	6	1	0
10/8	Baltimore	61	43	18	4	26.0	1	0.0	6	0	1	6	6	3	2
10/22	at L.A. Rams	61	36	25	2	12.0	1	24.0	2	0	0	4	4	0	0
10/29	Jacksonville	67	50	17	3	21.0	1	7.0	2	0	0	5	6	2	2
11/2	Tennessee	59	35	24	4	27.0	1	0.0	6	0	0	6	10	0	0
11/12	Green Bay	57	39	18	1	6.0	2	62.0	7	0	0	5	5	0	0
11/19	at Cleveland	70	42	28	1	2.0	1	0.0	6	0	0	5	4	0	0
11/26	at Cincinnati	39	28	11	4	30.0	1	6.0	6	0	0	4	5	1	0
12/3	Arizona	64	39	25	2	13.0	0	0.0	3	0	0	5	5	1	0
12/7	New England	--	--	--	--	--	--	--	--	--	--	--	--	--	--
12/16	at Indianapolis	--	--	--	--	--	--	--	--	--	--	--	--	--	--
12/23	Cincinnati	--	--	--	--	--	--	--	--	--	--	--	--	--	--
12/31	at Seattle	--	--	--	--	--	--	--	--	--	--	--	--	--	--
1/7	at Baltimore	--	--	--	--	--	--	--	--	--	--	--	--	--	--
	2023 TOTALS	751	491	260	34	210.0	12	129.0	61	2	1	62	77	14	8

AMERICAN FOOTBALL CONFERENCE						
	OFFENSE			TOTAL	DEFENSE	
	TOTAL	RUSH	PASS		RUSH	PASS
Baltimore Ravens	4	*1	9	2	5	2
Buffalo Bills	2	4	3	7	10	5
Cincinnati Bengals	12	16	8	14	13	13
Cleveland Browns	9	3	12	*1	7	*1
Denver Broncos	10	6	13	16	16	12
Houston Texans	3	12	2	10	4	14
Indianapolis Colts	6	5	7	13	14	9
Jacksonville Jaguars	8	11	6	9	*1	15
Kansas City Chiefs	5	8	4	3	9	4
Las Vegas Raiders	15	15	10	11	12	7
Los Angeles Chargers	7	13	5	15	8	16
Miami Dolphins	*1	2	*1	4	3	6
New England Patriots	14	10	11	5	2	8
New York Jets	16	14	16	6	15	3
Pittsburgh Steelers	11	7	15	12	11	10
Tennessee Titans	13	9	14	8	6	11
NATIONAL FOOTBALL CONFERENCE						
	OFFENSE			TOTAL	DEFENSE	
	TOTAL	RUSH	PASS		RUSH	PASS
Arizona Cardinals	14	6	14	13	16	6
Atlanta Falcons	10	4	12	4	8	5
Carolina Panthers	15	13	15	3	12	*1
Chicago Bears	12	*1	13	5	*1 T	13
Dallas Cowboys	3	7	*1	*1	7	2
Detroit Lions	*1	2	2	7	4	11
Green Bay Packers	9	11	10	10	15	4
Los Angeles Rams	7	8	9	9	9	8
Minnesota Vikings	5	15	3	6	5	9
New Orleans Saints	6	10	5	8	13	3
New York Giants	16	9	16	15	14	10
Philadelphia Eagles	4	5	7	11	3	15
San Francisco 49ers	2	3	4	2	*1 T	7
Seattle Seahawks	11	14	8	12	11	12
Tampa Bay Buccaneers	13	16	11	14	6	14
Washington Commanders	8	12	6	16	10	16
NATIONAL FOOTBALL LEAGUE						
	OFFENSE			TOTAL	DEFENSE	
	TOTAL	RUSH	PASS		RUSH	PASS
Arizona Cardinals	24	9	29	25	31	12
Atlanta Falcons	18	6	22	10	15	11
Baltimore Ravens	7	*1	20	2	11	2
Buffalo Bills	4	10	5	12	20	8
Carolina Panthers	30	26	30	7	23	4
Chicago Bears	20	3	25	11	*1 T	25
Cincinnati Bengals	26	32	19	29	26	26
Cleveland Browns	21	7	24	*1	14	*1
Dallas Cowboys	5	11	3	3	12	5
Denver Broncos	23	13	26	32	32	24
Detroit Lions	2	4	4	14	6	21
Green Bay Packers	17	20	17	18	30	10
Houston Texans	6	24	2	20	9	27
Indianapolis Colts	13	12	16	26	27	17
Jacksonville Jaguars	16	22	13 T	19	3	28
Kansas City Chiefs	8	16	8	4	19	6
Las Vegas Raiders	29	31	21	21	25	13
Los Angeles Chargers	14	25	10	30	17	31
Los Angeles Rams	12	15	15	16	16	15
Miami Dolphins	*1	2	*1	6	8	9
Minnesota Vikings	10	28	6	13	7	18
New England Patriots	28	21	23	8	4	16
New Orleans Saints	11	19	9	15	24	7
New York Giants	32	18	32	28	28 T	20
New York Jets	31	29	31	9	28 T	3
Philadelphia Eagles	9	8	12	23	5	30
Pittsburgh Steelers	25	14	28	22	22	19
San Francisco 49ers	3	5	7	5	*1 T	14
Seattle Seahawks	19	27	13 T	24	21	23
Tampa Bay Buccaneers	22	30	18	27	10	29
Tennessee Titans	27	17	27	17	13	22
Washington Commanders	15	23	11	31	18	32

* = NFL leader | T = Tied for position

There is still 1 unfinished game for this week. Please wait until it is done before generating this report.

NFL									
WEEK	OFFENSE				DEFENSE				
	TOTAL	RUSH	PASS	*POINTS SCORED	TOTAL	RUSH	PASS	*POINTS SCORED	
1	27	T-31	15	30	29	30	21	T-25	
2	31	31	18	26	30	32	16	T-23	
3	27	30	17	22	28	T-30	22	T-19	
4	29	29	25	T-25	30	29	26	23	
5	30	30	27	T-29	30	28	24	17	
7	31	28	25	T-26	30	28	25	T-17	
8	30	28	25	29	30	27	24	18	
9	29	25	25	29	31	29	25	13	
10	28	20	29	26	28	25	27	T-11	
11	28	16	31	28	27	23	23	7	
12	26	T-14	28	28	25	22	24	5	
13	25	14	28	28	22	22	19	6	
14	--	--	--	--	--	--	--	--	
15	--	--	--	--	--	--	--	--	
16	--	--	--	--	--	--	--	--	
17	--	--	--	--	--	--	--	--	
18	--	--	--	--	--	--	--	--	

*Points per game

AFC									
WEEK	OFFENSE				DEFENSE				
	TOTAL	RUSH	PASS	*POINTS SCORED	TOTAL	RUSH	PASS	*POINTS SCORED	
1	15	16	9	15	14	14	10	13	
2	15	16	10	12	15	16	8	T-12	
3	13	15	11	11	14	T-14	11	T-9	
4	14	14	11	T-12	14	14	13	12	
5	15	14	13	T-14	14	13	12	9	
7	15	14	12	13	14	14	12	T-9	
8	15	14	12	14	14	12	12	10	
9	14	12	12	14	15	13	13	9	
10	14	11	15	12	13	12	14	7	
11	14	8	16	14	13	11	11	5	
12	12	7	15	14	13	11	12	3	
13	11	7	15	14	12	11	10	4	
14	--	--	--	--	--	--	--	--	
15	--	--	--	--	--	--	--	--	
16	--	--	--	--	--	--	--	--	
17	--	--	--	--	--	--	--	--	
18	--	--	--	--	--	--	--	--	

	09/10	09/18	09/24	10/01	10/08	10/22	10/29	11/02	11/12	11/19	11/26	12/03	12/07	12/16	12/23	12/31	01/07	Totals
	SF	CLE	@ LV	@ HOU	BAL	@ LAR	JAX	TEN	GB	@ CLE	@ CIN	ARI	NE	@ IND	CIN	@ SEA	@ BAL	
FIRST DOWNS																		
Total	15	9	17	12	17	17	17	22	21	12	22	18						199
Rushing	3	3	5	7	6	8	4	10	12	8	6	4						76
Passing	9	6	10	4	11	9	12	9	6	4	15	13						108
Penalty	3	0	2	1	0	0	1	3	3	0	1	1						15
THIRD DOWNS																		
Attempts	15	14	15	14	15	12	12	12	13	14	17	11						164
Converted	5	4	6	6	6	4	3	6	4	3	8	4						59
Percentage	33.3%	28.6%	40.0%	42.9%	40.0%	33.3%	25.0%	50.0%	30.8%	21.4%	47.1%	36.4%						36.0%
FOURTH DOWNS																		
Attempts	3	0	0	1	0	1	2	0	1	1	0	1						10
Converted	1	0	0	0	0	1	0	0	1	1	0	0						4
Percentage	33.3%	0	0	0.0%	0	100.0%	0.0%	0	100.0%	100.0%	0	0.0%						40.0%
TOT. OFFENSE																		
Net Yards	239	255	333	225	289	300	261	326	324	249	421	317						3,539
Plays	61	53	60	56	65	56	64	60	60	57	68	58						718
Avg./Play	3.9	4.8	5.6	4.0	4.4	5.4	4.1	5.4	5.4	4.4	6.2	5.5						4.9
RUSHING																		
Net Yards	41	55	105	114	87	86	70	166	205	172	153	130						1,384
Rush. Att.	10	21	31	25	30	29	18	30	36	26	33	31						320
Avg./Att.	4.1	2.6	3.4	4.6	2.9	3.0	3.9	5.5	5.7	6.6	4.6	4.2						4.3
PASSING																		
Net Yards	198	200	228	111	202	214	191	160	119	77	268	187						2,155
Attempts	46	30	28	28	32	25	43	30	23	28	33	27						373
Completions	31	15	16	18	18	17	25	19	14	15	24	18						230
Intercepted	2	1	0	1	0	0	2	0	0	0	0	0						6
Gross Yards	232	222	235	132	224	230	211	160	126	106	278	187						2,343
Sacked	5.0	2.0	1.0	3.0	3.0	2.0	3.0	0.0	1.0	3.0	2.0	0.0						25.0
Yards Lost	34	22	7	21	22	16	20	0	7	29	10	0						188
ADVANCES																		
Rushes	10	21	31	25	30	29	18	30	36	26	33	31						320
Completions	31	15	16	18	18	17	25	19	14	15	24	18						250
Totals	41	36	47	43	48	46	43	49	50	41	57	49						555
Total Drives	11	14	13	10	12	11	12	9	10	13	10	10						135
PENALTIES																		
Number	6	5	6	2	3	8	6	10	3	6	5	9						69
Yards	60	31	45	18	30	76	52	80	27	46	55	77						597
FUMBLES																		
Number	0	1	0	2	1	1	2	0	0	0	1	2						10
Lost	0	1	0	0	1	0	0	0	0	0	1	1						4
PUNTING																		
Yards	254	320	323	238	257	218	257	200	224	355	172	179						2,997
Punts	6	7	6	5	6	5	6	4	5	9	4	4						67
Net Avg.	35.5	40.0	46.5	40.8	37.3	43.6	37.2	48.3	42.4	35.3	33.0	38.8						39.6
Gross Avg.	42.3	45.7	53.8	47.6	42.8	43.6	42.8	50.0	44.8	39.4	43.0	44.8						44.7
SCORING																		
Points	7	26	23	6	17	24	10	20	23	10	16	10						192
Q1	0	7	7	0	0	0	0	7	7	0	0	3						31
Q2	7	9	6	0	3	3	3	3	10	0	3	0						47
Q3	0	3	10	6	0	7	7	3	3	7	7	0						53
Q4	0	7	0	0	14	14	0	7	3	3	6	7						61
OT	0	0	0	0	0	0	0	0	0	0	0	0						0
TD Rushing	0	0	0	0	0	3	0	1	2	1	1	0						8
TD Passing	1	1	2	0	1	0	1	1	0	0	0	1						8
TD KO Returns	0	0	0	0	0	0	0	0	0	0	0	0						0
TD Punt Returns	0	0	0	0	0	0	0	0	0	0	0	0						0
TD Sp. Teams	0	0	0	0	0	0	0	0	0	0	0	0						0
TD Def. Returns	0	2	0	0	0	0	0	0	0	0	0	0						2
FG Attempts	0	2	3	2	3	1	2	2	3	1	3	2						24
FG Made	0	2	3	2	3	1	1	2	3	1	3	1						22
Safety	0	0	0	0	1	0	0	0	0	0	0	0						1
2-Pt Attempts	0	1	0	0	1	0	0	0	0	0	0	0						2
2-Pt Made	0	0	0	0	0	0	0	0	0	0	0	0						0
Time of Possession	22:37	24:32	30:03	27:25	29:46	28:14	25:44	28:51	30:33	28:33	37:17	30:43						344:18

	09/10	09/18	09/24	10/01	10/08	10/22	10/29	11/02	11/12	11/19	11/26	12/03	12/07	12/16	12/23	12/31	01/07	Totals
	SF	CLE	@ LV	@ HOU	BAL	@ LAR	JAX	TEN	GB	@ CLE	@ CIN	ARI	NE	@ IND	CIN	@ SEA	@ BAL	
FIRST DOWNS																		
Total	22	20	19	24	19	19	20	23	17	20	10	18						231
Rushing	8	7	4	9	7	8	6	5	3	7	0	8						72
Passing	13	12	12	14	11	8	11	12	13	10	9	7						132
Penalty	1	1	3	1	1	3	3	6	1	3	1	3						27
THIRD DOWNS																		
Attempts	13	16	13	12	14	16	13	13	16	17	10	17						170
Converted	6	5	4	6	5	9	6	3	8	4	2	10						68
Percentage	46.2%	31.3%	30.8%	50.0%	35.7%	56.3%	46.2%	23.1%	50.0%	23.5%	20.0%	58.8%						40.0%
FOURTH DOWNS																		
Attempts	1	2	2	1	2	0	0	2	2	1	0	0						13
Converted	1	0	1	0	0	0	0	1	2	1	0	0						6
Percentage	100.0%	0.0%	50.0%	0.0%	0.0%	0	0	50.0%	100.0%	100.0%	0	0						46.2%
TOT. OFFENSE																		
Net Yards	391	408	362	451	335	354	377	340	399	259	222	282						4,180
Plays	66	81	67	69	67	62	65	68	65	73	41	63						787
Avg./Play	5.9	5.0	5.4	6.5	5.0	5.7	5.8	5.0	6.1	3.5	5.4	4.5						5.3
RUSHING																		
Net Yards	188	198	69	139	125	135	106	105	116	96	25	150						1,452
Rush. Att.	34	35	19	38	25	31	30	25	24	29	11	38						339
Avg./Att.	5.5	5.7	3.6	3.7	5.0	4.4	3.5	4.2	4.8	3.3	2.3	3.9						4.3
PASSING																		
Net Yards	203	210	293	312	210	219	271	235	283	163	197	132						2,728
Attempts	29	40	44	31	38	29	32	39	40	43	26	23						414
Completions	19	22	28	17	22	14	24	22	21	24	19	13						245
Intercepted	0	1	3	0	1	1	1	1	2	1	1	0						12
Gross Yards	220	235	324	312	236	231	292	262	289	165	227	145						2,938
Sacked	3.0	6.0	4.0	0.0	4.0	2.0	3.0	4.0	1.0	1.0	4.0	2.0						34.0
Yards Lost	17	25	31	0	26	12	21	27	6	2	30	13						210
ADVANCES																		
Rushes	34	35	19	38	25	31	30	25	24	29	11	38						339
Completions	19	22	28	17	22	14	24	22	21	24	19	13						245
Totals	53	57	47	55	47	45	54	47	45	53	30	51						584
Total Drives	12	15	12	10	12	10	11	9	11	12	10	10						134
PENALTIES																		
Number	11	8	7	8	2	5	6	7	5	1	5	6						71
Yards	85	81	60	63	20	40	72	51	32	10	36	51						601
FUMBLES																		
Number	3	4	1	2	4	0	2	0	2	0	1	2						21
Lost	1	3	0	0	2	0	2	0	0	0	0	0						8
PUNTING																		
Yards	134	238	262	114	154	208	131	171	179	380	251	252						2,474
Punts	3	5	5	3	5	4	3	3	4	8	6	5						54
Net Avg.	44.0	40.8	47.4	35.0	29.2	43.5	37.0	52.7	39.8	38.6	38.2	44.2						40.5
Gross Avg.	44.7	47.6	52.4	38.0	30.8	52.0	43.7	57.0	44.8	47.5	41.8	50.4						45.8
SCORING																		
Points	30	22	18	30	10	17	20	16	19	13	10	24						229
Q1	10	3	7	10	7	0	6	3	7	7	0	3						63
Q2	10	11	0	6	3	9	3	10	6	3	7	7						75
Q3	7	8	0	0	0	8	8	3	6	0	0	7						47
Q4	3	0	11	14	0	0	3	0	0	3	3	7						44
OT	0	0	0	0	0	0	0	0	0	0	0	0						0
TD Rushing	1	1	0	0	1	1	0	1	0	1	0	2						8
TD Passing	2	1	2	3	0	1	1	0	2	0	1	1						14
TD KO Returns	0	0	0	0	0	0	0	0	0	0	0	0						0
TD Punt Returns	0	0	0	0	0	0	0	0	0	0	0	0						0
TD Sp. Teams	0	0	0	0	0	0	0	0	0	0	0	0						0
TD Def. Returns	0	0	0	0	0	0	0	0	0	0	0	0						0
FG Attempts	3	3	1	3	1	3	4	3	2	2	1	1						27
FG Made	3	2	1	3	1	1	4	3	2	2	1	1						24
Safety	0	0	0	0	0	0	0	0	0	0	0	0						0
2-Pt Attempts	0	2	1	0	0	1	1	0	0	0	0	0						5
2-Pt Made	0	2	1	0	0	1	1	0	0	0	0	0						5
Time of Possession	37:23	35:28	29:57	32:35	30:14	31:46	34:16	31:09	29:27	31:27	22:43	29:17						375:42

2023 REGULAR SEASON - DEFENSIVE TAKEAWAYS						
DATE	OPPONENT	TAKEAWAY	QTR.	SCORE	YD-LINE	RESULT
09/10	San Francisco	T. Watt FR (T. Watt FF)	3	7-27	PIT-46	Downs
09/18	Cleveland	A. Highsmith INT (D. Watson)	1	7-0	CLV-30	TD
		L. Ogunjobi FR (M. Adams Sr. FF)	1	7-3	PIT-42	Fumble
		D. Kazez FR (C. Holcomb FF)	4	19-22	PIT-44	Punt
		T. Watt FR (A. Highsmith FF)	4	26-22	CLV-16	TD
09/24	at Las Vegas	L. Wallace INT (J. Garoppolo)	2	7-7	PIT-31	FG
		P. Peterson INT (J. Garoppolo)	3	16-7	PIT-19	TD
		L. Wallace INT (J. Garoppolo)	4	23-18	LV-31	EOG
10/01	at Houston	None				
10/08	Baltimore	D. Kazez FR (L. Ogunjobi FF)	2	0-10	PIT-48	FG
		J. Porter Jr. INT (L. Jackson: touchback)	4	8-10	PIT-(-4)	TD
		T. Watt FR (A. Highsmith FF)	4	14-10	BLT-36	FG
10/22	at L.A. Rams	T. Watt INT (M. Stafford)	3	3-9	LA-31	TD
10/29	Jacksonville	C. Holcomb FR (K. Alexander FF)	1	0-6	PIT-29	Punt
		D. Kazez INT (T. Lawrence)	2	0-6	PIT-(-5)	FG
		K. Neal FR (N. Herbig FF)	3	3-9	PIT-36	Punt
11/02	Tennessee	K. Alexander INT (W. Levis: touchback)	4	20-16	PIT-(-1)	EOG
11/12	Green Bay	K. Neal INT (J. Love)	4	23-19	PIT-(-8)	Punt
		D. Kazez INT (J. Love)	4	23-19	PIT-2	EOG
11/19	at Cleveland	C. Sullivan INT (D. Thompson-Robinson)	3	7-10	PIT-23	Punt
11/26	at Cincinnati	T. Thompson INT (J. Browning)	3	3-7	PIT-15	TD
12/03	Arizona	None				
12/07		--	--	--	--	--
12/16		--	--	--	--	--
12/23		--	--	--	--	--
12/31		--	--	--	--	--
01/07		--	--	--	--	--

2023 REGULAR SEASON - OFFENSIVE GIVEAWAYS						
DATE	OPPONENT	TAKEAWAY	QTR.	SCORE	YD-LINE	RESULT
09/10	San Francisco	K. Pickett INT (C. Ward)	1	0-7	SF-43	FG
		K. Pickett INT (T. Hufanga)	4	7-27	SF-26	FG
09/18	Cleveland	K. Pickett INT (G. Delpit)	1	7-3	PIT-19	Missed FG
		G. Olszewski fumble (D. Ward FF; G. Delpit FR)	1	7-3	PIT-37	TD
09/24	at Las Vegas	None				
10/01	at Houston	K. Pickett INT (S. Nelson)	1	0-7	HST-22	FG
10/08	Baltimore	None				
10/22	at L.A. Rams	None				
10/29	Jacksonville	M. Trubisky INT (A. Wingard)	4	10-17	JAX-41	FG
		M. Trubisky INT (A. Johnson)	4	10-20	JAX-6	EOG
11/02	Tennessee	None				
11/12	Green Bay	None				
11/19	at Cleveland	None				
11/26	at Cincinnati	J. Warren fumble (Z. Carter FF; D. Turner II FR)	1	0-0	CIN-11	Punt
12/03	Arizona	M. Trubisky fumble (D. Stills FR)	3	3-10	PIT-21	TD
12/07		--	--	--	--	--
12/16		--	--	--	--	--
12/23		--	--	--	--	--
12/31		--	--	--	--	--
01/07		--	--	--	--	--

2023 REGULAR SEASON - SPECIAL TEAMS/MISC GIVEAWAYS						
DATE	OPPONENT	TAKEAWAY	QTR.	SCORE	YD-LINE	RESULT
10/08	Baltimore	G. Olszewski fumble (J. Moon FF; K. Seymour FR)	4	8-10	PIT-27	INT

2023 REGULAR SEASON - TURNOVERS		
Offense:	9 Giveaways 27 Points (2 TD, 4 FG)	Ratio +10 (20 takes, 10 gives)
Defense:	20 Takeaways 53 Points (6 TD, 4 FG)	
Special Teams:	1 Giveaway 0 Points (0 TD, 0 FG) 0 Takeaways 0 Points (0 TD, 0 FG)	Points Off Turnovers Ratio +26 (53 scored, 27 allowed)

DATE	OPPONENT	FORCED TURNOVERS			TURNOVERS CONVERTED					OUTCOME	
		FUM	INTS	TOTAL	TD	FG	PTS.	PTS. PCT.	TD PCT.	NET DIFF.	RESULT
09/10	Pittsburgh	1	0	1	0	0	0	0.0	0.0	-1	L
	San Francisco	0	2	2	0	2	6	100.0	0.0	+1	W
09/18	Pittsburgh	3	1	4	2	0	14	50.0	100.0	+2	W
	Cleveland	1	1	2	1	0	8	50.0	100.0	-2	L
09/24	Pittsburgh	0	3	3	1	1	10	66.7	50.0	+3	W
	at Las Vegas	0	0	0	0	0	0	0.0	0.0	-3	L
10/01	Pittsburgh	0	0	0	0	0	0	0.0	0.0	-1	L
	at Houston	0	1	1	0	1	3	100.0	0.0	+1	W
10/08	Pittsburgh	2	1	3	1	2	12	100.0	33.3	+2	W
	Baltimore	1	0	1	0	0	0	0.0	0.0	-2	L
10/22	Pittsburgh	0	1	1	1	0	7	100.0	100.0	+1	W
	at L.A. Rams	0	0	0	0	0	0	0.0	0.0	-1	L
10/29	Pittsburgh	2	1	3	0	1	3	33.3	0.0	+1	L
	Jacksonville	0	2	2	0	1	3	50.0	0.0	-1	W
11/02	Pittsburgh	0	1	1	0	0	0	0.0	0.0	+1	W
	Tennessee	0	0	0	0	0	0	0.0	0.0	-1	L
11/12	Pittsburgh	0	2	2	0	0	0	0.0	0.0	+2	W
	Green Bay	0	0	0	0	0	0	0.0	0.0	-2	L
11/19	Pittsburgh	0	1	1	0	0	0	0.0	0.0	+1	L
	at Cleveland	0	0	0	0	0	0	0.0	0.0	-1	W
11/26	Pittsburgh	0	1	1	1	0	7	100.0	100.0	0	W
	at Cincinnati	1	0	1	0	0	0	0.0	0.0	0	L
12/03	Pittsburgh	0	0	0	0	0	0	0.0	0.0	-1	L
	Arizona	1	0	1	1	0	7	100.0	100.0	+1	W
TBD		--	--	--	--	--	--	--	--	--	--
12/23		--	--	--	--	--	--	--	--	--	--
12/16		--	--	--	--	--	--	--	--	--	--
12/31		--	--	--	--	--	--	--	--	--	--
	STEELERS	8	12	20	6	4	53	50.0	60.0	+10	7-5
	OPPONENTS	4	6	10	2	4	27	60.0	33.3	-10	5-7

PASSING:		KENNY PICKETT												
DATE	OPP.	ATT	CMP	YDS	CMP%	Y/A	Y/C	TD	TD%	INT	INT%	LG	SK/YD	RATE
09/10	San Francisco	46	31	232	67.4%	5.0	7.5	1	2.2%	2	4.3%	31	5/34	68.4
09/18	Cleveland	30	15	222	50.0%	7.4	14.8	1	3.3%	1	3.3%	71t	2/22	71.8
09/24	at Las Vegas	28	16	235	57.1%	8.4	14.7	2	7.1%	0	0.0%	72t	1/7	108.5
10/01	at Houston	23	15	114	65.2%	5.0	7.6	0	0.0%	1	4.3%	32	3/21	59.0
10/08	Baltimore	32	18	224	56.3%	7.0	12.4	1	3.1%	0	0.0%	41t	3/22	88.5
10/22	at L.A. Rams	25	17	230	68.0%	9.2	13.5	0	0.0%	0	0.0%	39	2/16	97.1
10/29	Jacksonville	16	10	73	62.5%	4.6	7.3	0	0.0%	0	0.0%	16	1/5	73.2
11/02	Tennessee	30	19	160	63.3%	5.3	8.4	1	3.3%	0	0.0%	32	0/0	88.2
11/12	Green Bay	23	14	126	60.9%	5.5	9.0	0	0.0%	0	0.0%	28	1/7	75.6
11/19	at Cleveland	28	15	106	53.6%	3.8	7.1	0	0.0%	0	0.0%	14	3/29	62.5
11/26	at Cincinnati	33	24	278	72.7%	8.4	11.6	0	0.0%	0	0.0%	43	2/10	97.8
12/03	Arizona	10	7	70	70.0%	7.0	10.0	0	0.0%	0	0.0%	38	0/0	89.6
12/07	New England													
12/16	at Indianapolis													
12/23	Cincinnati													
12/31	at Seattle													
01/07	at Baltimore													
TOTALS		324	201	2,070	62.0%	6.4	10.3	6	1.9%	4	1.2%	72T	23/173	81.4

PASSING:		MASON RUDOLPH												
DATE	OPP.	ATT	CMP	YDS	CMP%	Y/A	Y/C	TD	TD%	INT	INT%	LG	SK/YD	RATE
09/10	San Francisco													
09/18	Cleveland													
09/24	at Las Vegas													
10/01	at Houston													
10/08	Baltimore													
10/22	at L.A. Rams													
10/29	Jacksonville													
11/02	Tennessee													
11/12	Green Bay													
11/19	at Cleveland													
11/26	at Cincinnati													
12/03	Arizona													
12/07	New England													
12/16	at Indianapolis													
12/23	Cincinnati													
12/31	at Seattle													
01/07	at Baltimore													
TOTALS		0	0	0	0.0%	0.0	0.0	0	0.0%	0	0.0%	--	0/0	0.0

PASSING:		MITCH TRUBISKY												
DATE	OPP.	ATT	CMP	YDS	CMP%	Y/A	Y/C	TD	TD%	INT	INT%	LG	SK/YD	RATE
09/10	San Francisco													
09/18	Cleveland													
09/24	at Las Vegas													
10/01	at Houston	5	3	18	60.0%	3.6	6.0	0	0.0%	0	0.0%	8	0/0	67.1
10/08	Baltimore													
10/22	at L.A. Rams													
10/29	Jacksonville	27	15	138	55.6%	5.1	9.2	1	3.7%	2	7.4%	22t	2/15	51.2
11/02	Tennessee													
11/12	Green Bay													
11/19	at Cleveland													
11/26	at Cincinnati													
12/03	Arizona	17	11	117	64.7%	6.9	10.6	1	5.9%	0	0.0%	26	0/0	104.3
12/07	New England													
12/16	at Indianapolis													
12/23	Cincinnati													
12/31	at Seattle													
01/07	at Baltimore													
TOTALS		49	29	273	59.2%	5.6	9.4	2	4.1%	2	4.1%	26	2/15	71.2

RUSHING:		CALVIN AUSTIN III					NAJEE HARRIS					CONNOR HEYWARD				
DATE	OPP.	NO.	YDS	AVG	LG	TD	NO.	YDS	AVG	LG	TD	NO.	YDS	AVG	LG	TD
09/10	San Francisco	0	0	0.0	--	0	6	31	5.2	24	0	0	0	0.0	--	0
09/18	Cleveland	1	-2	-2.0	-2	0	10	43	4.3	21	0	0	0	0.0	--	0
09/24	at Las Vegas	0	0	0.0	--	0	19	65	3.4	17	0	1	0	0.0	--	0
10/01	at Houston	1	5	5.0	5	0	14	71	5.1	23	0	0	0	0.0	--	0
10/08	Baltimore	0	0	0.0	--	0	14	37	2.6	8	0	0	0	0.0	--	0
10/22	at L.A. Rams	1	1	1.0	1	0	14	53	3.8	10	1	0	0	0.0	--	0
10/29	Jacksonville	2	10	5.0	10	0	7	13	1.9	3	0	0	0	0.0	--	0
11/02	Tennessee	2	10	5.0	8	0	16	69	4.3	25	1	0	0	0.0	--	0
11/12	Green Bay	1	6	6.0	6	0	16	82	5.1	24	1	0	0	0.0	--	0
11/19	at Cleveland	0	0	0.0	--	0	12	35	2.9	17	0	0	0	0.0	--	0
11/26	at Cincinnati	0	0	0.0	--	0	15	99	6.6	22	1	0	0	0.0	--	0
12/03	Arizona	0	0	0.0	--	0	16	63	3.9	11	0	0	0	0.0	--	0
12/07	New England															
12/16	at Indianapolis															
12/23	Cincinnati															
12/31	at Seattle															
01/07	at Baltimore															
TOTALS		8	30	3.8	10	0	159	661	4.2	25	4	1	0	0.0	--	0

RUSHING:		GEORGE PICKENS					KENNY PICKETT					MITCH TRUBISKY				
DATE	OPP.	NO.	YDS	AVG	LG	TD	NO.	YDS	AVG	LG	TD	NO.	YDS	AVG	LG	TD
09/10	San Francisco	0	0	0.0	--	0	1	4	4.0	4	0	<i>DID NOT PLAY (NON-INJURY)</i>				
09/18	Cleveland	0	0	0.0	--	0	4	-6	-1.5	-1	0	<i>DID NOT PLAY (NON-INJURY)</i>				
09/24	at Las Vegas	0	0	0.0	--	0	3	11	3.7	10	0	<i>DID NOT PLAY (NON-INJURY)</i>				
10/01	at Houston	0	0	0.0	--	0	2	9	4.5	8	0	0	0	0.0	--	0
10/08	Baltimore	1	16	16.0	16	0	6	-6	-1.0	2	0	<i>DID NOT PLAY (NON-INJURY)</i>				
10/22	at L.A. Rams	0	0	0.0	--	0	8	0	0.0	2	1	<i>DID NOT PLAY (NON-INJURY)</i>				
10/29	Jacksonville	0	0	0.0	--	0	1	10	10.0	10	0	3	18	6.0	8	0
11/02	Tennessee	0	0	0.0	--	0	1	-1	-1.0	-1	0	<i>DID NOT PLAY (NON-INJURY)</i>				
11/12	Green Bay	0	0	0.0	--	0	4	16	4.0	11	0	<i>DID NOT PLAY (NON-INJURY)</i>				
11/19	at Cleveland	1	-1	-1.0	-1	0	4	9	2.3	5	0	<i>DID NOT PLAY (NON-INJURY)</i>				
11/26	at Cincinnati	0	0	0.0	--	0	5	5	1.0	5	0	<i>DID NOT PLAY (NON-INJURY)</i>				
12/03	Arizona	0	0	0.0	--	0	3	3	1.0	2	0	3	5	1.7	6	0
12/07	New England															
12/16	at Indianapolis															
12/23	Cincinnati															
12/31	at Seattle															
01/07	at Baltimore															
TOTALS		2	15	7.5	16	0	42	54	1.3	11	1	6	23	3.8	8	0

RUSHING:		JAYLEN WARREN				
DATE	OPP.	NO.	YDS	AVG	LG	TD
09/10	San Francisco	3	6	2.0	3	0
09/18	Cleveland	6	20	3.3	8	0
09/24	at Las Vegas	8	29	3.6	11	0
10/01	at Houston	8	29	3.6	18	0
10/08	Baltimore	9	40	4.4	16	0
10/22	at L.A. Rams	6	32	5.3	13t	1
10/29	Jacksonville	5	19	3.8	8	0
11/02	Tennessee	11	88	8.0	22	0
11/12	Green Bay	15	101	6.7	20	1
11/19	at Cleveland	9	129	14.3	74t	1
11/26	at Cincinnati	13	49	3.8	9	0
12/03	Arizona	9	59	6.6	18	0
12/07	New England					
12/16	at Indianapolis					
12/23	Cincinnati					
12/31	at Seattle					
01/07	at Baltimore					
TOTALS		102	601	5.9	74T	3

DATE	OPP.	LEVI WALLACE										T.J. WATT										ARMON WATTS																
		S	A	TK	TFL	Y	SK	SKY	INT	FR	FF	PR	PD	S	A	TK	TFL	Y	SK	SKY	INT	FR	FF	PR	PD	S	A	TK	TFL	Y	SK	SKY	INT	FR	FF	PR	PD	
09/10	San Francisco	2	1	3	0	0	0.0	0.0	0	0	0	0	5	0	5	1	9	3.0	17.0	0	1	2	5	1	ON INACTIVE LIST													
09/18	Cleveland	5	0	5	0	0	0.0	0.0	0	0	0	0	2	2	4	2	8	1.0	7.0	0	1	0	4	1	2	0	2	0	0	0.0	0.0	0	0	0	0	0	0	
09/24	at Las Vegas	4	2	6	0	0	0.0	0.0	2	0	0	0	4	2	0	2	2	16	2.0	16.0	0	0	0	3	0	0	0	0	0	0	0.0	0.0	0	0	0	0	0	0
10/01	at Houston	4	0	4	0	0	0.0	0.0	0	0	0	0	2	1	1	2	0	0	0.0	0.0	0	0	0	1	0	0	0	0	0	0	0.0	0.0	0	0	0	0	0	0
10/08	Baltimore	3	0	3	0	0	0.0	0.0	0	0	0	0	1	2	0	2	2	15	2.0	15.0	0	1	0	2	2	0	1	1	0	0	0.0	0.0	0	0	0	0	0	0
10/22	at L.A. Rams	0	3	3	0	0	0.0	0.0	0	0	0	0	0	1	1	0	0	0.0	0.0	1	0	0	0	1	0	0	0	0	0	0	0.0	0.0	0	0	0	0	0	0
10/29	Jacksonville	ON INACTIVE LIST										1	1	2	0	0	0.5	4.0	0	0	0	0	1	1	0	2	2	0	0	0.5	4.0	0	0	0	0	0	2	0
11/02	Tennessee	0	0	0	0	0	0.0	0.0	0	0	0	0	2	2	4	1	8	1.0	8.0	0	0	0	2	0	INACTIVE													
11/12	Green Bay	1	0	1	0	0	0.0	0.0	0	0	0	0	7	1	8	1	6	1.0	6.0	0	0	0	2	0	0	0	0	0	0	0.0	0.0	0	0	0	0	0	0	
11/19	at Cleveland	0	0	0	0	0	0.0	0.0	0	0	0	0	4	2	6	2	6	1.0	2.0	0	0	0	3	0	0	0	3	3	0	0.0	0.0	0	0	0	0	0	0	
11/26	at Cincinnati	0	0	0	0	0	0.0	0.0	0	0	0	0	1	5	0	5	1	9	2.0	15.0	0	0	1	2	0	0	0	0	0	0	0.0	0.0	0	0	0	0	0	0
12/03	Arizona	2	0	2	0	0	0.0	0.0	0	0	0	0	3	3	6	1	2	0.5	3.0	0	0	0	2	1	1	1	2	0	0	0.0	0.0	0	0	0	0	0	0	
12/07	New England																																					
12/16	at Indianapolis																																					
12/23	Cincinnati																																					
12/31	at Seattle																																					
01/07	at Baltimore																																					
TOTALS		21	6	27	0	0	0.0	0.0	2	0	0	0	10	34	13	47	13	79	14.0	93.0	1	3	3	27	7	3	7	10	0	0	0.5	4.0	0	0	0	0	2	0

FUMBLE RETURNS:		COLE HOLCOMB					DAMONTAE KAZEE					KEANU NEAL					LARRY OGUNJOBI				
DATE	OPP.	NO.	YDS	AVG	LG	TD	NO.	YDS	AVG	LG	TD	NO.	YDS	AVG	LG	TD	NO.	YDS	AVG	LG	TD
09/10	San Francisco	0	0	0.0	--	0	0	0	0.0	--	0	0	0	0.0	--	0	0	0	0.0	--	0
09/18	Cleveland	0	0	0.0	--	0	1	0	0.0	--	0	0	0	0.0	--	0	1	0	0.0	--	0
09/24	at Las Vegas	0	0	0.0	--	0	0	0	0.0	--	0	0	0	0.0	--	0	0	0	0.0	--	0
10/01	at Houston	0	0	0.0	--	0	0	0	0.0	--	0	0	0	0.0	--	0	0	0	0.0	--	0
10/08	Baltimore	0	0	0.0	--	0	1	1	1.0	1	0	0	0	0.0	--	0	0	0	0.0	--	0
10/22	at L.A. Rams	0	0	0.0	--	0	0	0	0.0	--	0	0	0	0.0	--	0	0	0	0.0	--	0
10/29	Jacksonville	1	0	0.0	--	0	0	0	0.0	--	0	1	0	0.0	--	0	0	0	0.0	--	0
11/02	Tennessee	0	0	0.0	--	0	0	0	0.0	--	0	0	0	0.0	--	0	0	0	0.0	--	0
11/12	Green Bay	INJURED RESERVE					0	0	0.0	--	0	0	0	0.0	--	0	0	0	0.0	--	0
11/19	at Cleveland	INJURED RESERVE					0	0	0.0	--	0	DID NOT PLAY					0	0	0.0	--	0
11/26	at Cincinnati	INJURED RESERVE					0	0	0.0	--	0	INJURED RESERVE					0	0	0.0	--	0
12/03	Arizona	INJURED RESERVE					0	0	0.0	--	0	INJURED RESERVE					0	0	0.0	--	0
12/07	New England																				
12/16	at Indianapolis																				
12/23	Cincinnati																				
12/31	at Seattle																				
01/07	at Baltimore																				
TOTALS		1	0	0.0	--	0	2	1	0.5	1	0	1	0	0.0	--	0	1	0	0.0	--	0

FUMBLE RETURNS:		T. J. WATT				
DATE	OPP.	NO.	YDS	AVG	LG	TD
09/10	San Francisco	1	0	0.0	--	0
09/18	Cleveland	1	16	16.0	16t	1
09/24	at Las Vegas	1	0	0.0	--	0
10/01	at Houston	0	0	0.0	--	0
10/08	Baltimore	1	18	18.0	18	0
10/22	at L.A. Rams	0	0	0.0	--	0
10/29	Jacksonville	0	0	0.0	--	0
11/02	Tennessee	0	0	0.0	--	0
11/12	Green Bay	0	0	0.0	--	0
11/19	at Cleveland	0	0	0.0	--	0
11/26	at Cincinnati	0	0	0.0	--	0
12/03	Arizona	0	0	0.0	--	0
12/07	New England					
12/16	at Indianapolis					
12/23	Cincinnati					
12/31	at Seattle					
01/07	at Baltimore					
TOTALS		4	34	8.5	18	1

		MILES BOYKIN			NICK HERBIG			CONNOR HEYWARD			MILES KILLEBREW		
DATE	OPP.	TKL	AST	TOT	TKL	AST	TOT	TKL	AST	TOT	TKL	AST	TOT
09/10	San Francisco	0	0	0	0	0	0	0	0	0	1	1	2
09/18	Cleveland	0	0	0	0	0	0	0	0	0	0	0	0
09/24	at Las Vegas	0	0	0	0	0	0	0	0	0	2	0	2
10/01	at Houston	0	0	0	1	0	1	0	0	0	1	0	1
10/08	Baltimore	0	0	0	0	0	0	0	0	0	1	0	1
10/22	at L.A. Rams	0	0	0	1	0	1	0	0	0	0	0	0
10/29	Jacksonville	1	0	1	0	1	1	0	0	0	1	0	1
11/02	Tennessee	1	0	1	0	0	0	1	0	1	0	0	0
11/12	Green Bay	0	1	1	0	0	0	0	0	0	0	0	0
11/19	at Cleveland	0	0	0	1	0	1	0	0	0	1	0	1
11/26	at Cincinnati	0	0	0	0	0	0	0	0	0	1	0	1
12/03	Arizona	0	0	0	0	0	0	0	0	0	2	0	2
12/07	New England												
12/16	at Indianapolis												
12/23	Cincinnati												
12/31	at Seattle												
01/07	at Baltimore												
TOTALS		2	1	3	3	1	4	1	0	1	10	1	11

		CHRISTIAN KUNTZ			PATRICK PETERSON			JAMES PIERRE			JOEY PORTER JR.		
DATE	OPP.	TKL	AST	TOT	TKL	AST	TOT	TKL	AST	TOT	TKL	AST	TOT
09/10	San Francisco	2	0	2	0	0	0	0	0	0	0	0	0
09/18	Cleveland	0	0	0	0	0	0	0	0	0	0	0	0
09/24	at Las Vegas	0	0	0	0	0	0	0	0	0	0	0	0
10/01	at Houston	0	0	0	0	0	0	0	0	0	0	1	1
10/08	Baltimore	0	1	1	0	0	0	0	1	1	0	0	0
10/22	at L.A. Rams	0	0	0	0	0	0	0	0	0	0	0	0
10/29	Jacksonville	0	1	1	0	0	0	1	0	1	0	0	0
11/02	Tennessee	0	0	0	0	0	0	0	0	0	0	0	0
11/12	Green Bay	0	0	0	0	0	0	3	0	3	0	0	0
11/19	at Cleveland	0	0	0	0	0	0	0	0	0	0	0	0
11/26	at Cincinnati	0	0	0	0	0	0	0	0	0	0	0	0
12/03	Arizona	0	0	0	0	0	0	1	1	2	0	0	0
12/07	New England												
12/16	at Indianapolis												
12/23	Cincinnati												
12/31	at Seattle												
01/07	at Baltimore												
TOTALS		2	2	4	0	0	0	5	2	7	0	1	1

		ELIJAH RILEY			MARK ROBINSON			CHANDON SULLIVAN			ROD WILLIAMS		
DATE	OPP.	TKL	AST	TOT	TKL	AST	TOT	TKL	AST	TOT	TKL	AST	TOT
09/10	San Francisco	0	1	1	0	0	0	0	0	0			
09/18	Cleveland	0	0	0	0	0	0	0	0	0			
09/24	at Las Vegas	0	0	0	2	0	2	0	0	0			
10/01	at Houston	0	1	1	0	0	0	0	0	0			
10/08	Baltimore	0	0	0	0	0	0	0	0	0	0	0	0
10/22	at L.A. Rams	0	0	0	0	0	0	0	0	0	0	0	0
10/29	Jacksonville	0	0	0	0	0	0	0	0	0	1	0	1
11/02	Tennessee	0	0	0	1	0	1	1	0	1	0	0	0
11/12	Green Bay	0	0	0	0	0	0	1	0	1	1	0	1
11/19	at Cleveland				0	1	1	0	0	0	1	0	1
11/26	at Cincinnati				0	0	0	0	0	0	0	0	0
12/03	Arizona				0	1	1	0	0	0	0	1	1
12/07	New England												
12/16	at Indianapolis												
12/23	Cincinnati												
12/31	at Seattle												
01/07	at Baltimore												
TOTALS		0	2	2	3	2	5	2	0	2	3	1	4

PUNTING:		PRESSLEY HARVIN III							
DATE	OPP.	NO.	YDS	AVG	TD	IN 20	LG	NET	BLK
09/10	San Francisco	6	254	42.3	0	1	57	35.5	0
09/18	Cleveland	7	320	45.7	2	4	61	40.0	0
09/24	at Las Vegas	6	323	53.8	0	3	63	46.5	0
10/01	at Houston								
10/08	Baltimore								
10/22	at L.A. Rams	5	218	43.6	0	2	55	43.6	0
10/29	Jacksonville	6	257	42.8	0	0	52	37.2	0
11/02	Tennessee	4	200	50.0	0	3	62	48.3	0
11/12	Green Bay	5	224	44.8	0	3	56	42.4	0
11/19	at Cleveland	9	355	39.4	0	4	48	35.3	0
11/26	at Cincinnati	4	172	43.0	2	2	59	33.0	0
12/03	Arizona	4	179	44.8	0	2	49	38.8	0
12/07	New England								
12/16	at Indianapolis								
12/23	Cincinnati								
12/31	at Seattle								
01/07	at Baltimore								
TOTALS		56	2,502	44.7	4	24	63	39.7	0

FIELD GOALS:		CHRIS BOSWELL									
DATE	OPP.	0-19	20-29	30-39	40-49	50+	TOTAL	FGM	FGA	PCT	LG
09/10	San Francisco	0/0	0/0	0/0	0/0	0/0	0/0	0	0	0.0%	0
09/18	Cleveland	0/0	0/0	0/0	0/0	2/2	2/2	2	2	100.0%	52
09/24	at Las Vegas	0/0	0/0	0/0	2/2	1/1	3/3	3	3	100.0%	57
10/01	at Houston	0/0	1/1	1/1	0/0	0/0	2/2	2	2	100.0%	35
10/08	Baltimore	0/0	1/1	0/0	2/2	0/0	3/3	3	3	100.0%	43
10/22	at L.A. Rams	0/0	0/0	0/0	0/0	1/1	1/1	1	1	100.0%	53
10/29	Jacksonville	0/0	1/1	0/0	0/0	0/1	1/2	1	2	50.0%	22
11/02	Tennessee	0/0	1/1	1/1	0/0	0/0	2/2	2	2	100.0%	30
11/12	Green Bay	0/0	0/0	1/1	2/2	0/0	3/3	3	3	100.0%	49
11/19	at Cleveland	0/0	1/1	0/0	0/0	0/0	1/1	1	1	100.0%	28
11/26	at Cincinnati	0/0	0/0	2/2	1/1	0/0	3/3	3	3	100.0%	41
12/03	Arizona	0/0	1/1	0/0	0/1	0/0	1/2	1	2	50.0%	29
12/07	New England										
12/16	at Indianapolis										
12/23	Cincinnati										
12/31	at Seattle										
01/07	at Baltimore										
TOTALS		0/0	6/6	5/5	7/8	4/5	22/24	22	24	91.7%	57

KICKOFF RETURNS:		ANTHONY MCFARLAND JR.						GUNNER OLSZEWSKI						GEORGE PICKENS						
DATE	OPP.	NO.	YDS	AVG	LG	FC	TD	NO.	YDS	AVG	LG	FC	TD	NO.	YDS	AVG	LG	FC	TD	
09/10	San Francisco	3	91	30.3	34	0	0	ON INACTIVE LIST						0	0	0.0	0	0	0	0
09/18	Cleveland							1	0	0.0	0	0	0	0	0	0	0.0	0	0	0
09/24	at Las Vegas	INJURED RESERVE						ON INACTIVE LIST						0	0	0.0	0	0	0	0
10/01	at Houston	INJURED RESERVE						ON INACTIVE LIST						0	0	0.0	0	0	0	0
10/08	Baltimore	INJURED RESERVE						1	24	24.0	24	0	0	0	0	0	0.0	0	0	0
10/22	at L.A. Rams	INJURED RESERVE - DESIGNATED FOR RETURN						NOT ON ANY TEAM						0	0	0.0	0	0	0	0
10/29	Jacksonville	INJURED RESERVE - DESIGNATED FOR RETURN						Giants						0	0	0.0	0	0	0	0
11/02	Tennessee	INJURED RESERVE - DESIGNATED FOR RETURN						Giants						0	0	0.0	0	0	0	0
11/12	Green Bay	3	73	24.3	37	0	0	Giants						0	0	0.0	0	0	0	0
11/19	at Cleveland	0	0	0.0	0	1	0	Giants						0	0	0.0	0	0	0	0
11/26	at Cincinnati	ON INACTIVE LIST						Giants						1	7	7.0	7	0	0	0
12/03	Arizona	ON INACTIVE LIST						Giants						0	0	0.0	0	0	0	0
12/07	New England																			
12/16	at Indianapolis																			
12/23	Cincinnati																			
12/31	at Seattle																			
01/07	at Baltimore																			
TOTALS		6	164	27.3	37	1	0	2	24	12.0	24	0	0	1	7	7.0	7	0	0	

PUNT RETURNS:		CALVIN AUSTIN III						GUNNER OLSZEWSKI					
DATE	OPP.	NO.	YDS	AVG	LG	FC	TD	NO.	YDS	AVG	LG	FC	TD
09/10	San Francisco	1	2	2.0	2	0	0						
09/18	Cleveland	1	14	14.0	14	2	0						
09/24	at Las Vegas	2	5	2.5	5	1	0						
10/01	at Houston	2	9	4.5	7	0	0						
10/08	Baltimore	0	0	0.0	0	0	0	1	8	8.0	8	1	0
10/22	at L.A. Rams	3	14	4.7	6	0	0						
10/29	Jacksonville	0	0	0.0	0	1	0						
11/02	Tennessee	2	13	6.5	12	1	0						
11/12	Green Bay	2	20	10.0	14	2	0						
11/19	at Cleveland	3	51	17.0	21	1	0						
11/26	at Cincinnati	3	2	0.7	5	1	0						
12/03	Arizona	1	11	11.0	11	0	0						
12/07	New England												
12/16	at Indianapolis												
12/23	Cincinnati												
12/31	at Seattle												
01/07	at Baltimore												
TOTALS		20	141	7.1	21	9	0	1	8	8.0	8	1	0



24

WEEK 13

Arizona Cardinals 24, Pittsburgh Steelers 10
66,436 🌟 Acrisure Stadium 🌟 Dec 3, 2023



10

Arizona Cardinals	3	7	7	7	—	24
Pittsburgh Steelers	3	0	0	7	—	10

SCORING DRIVES

TEAM	QTR	TIME	SCORING PLAY	ARI	PIT
Steelers	1	12:01	C.Boswell 29 yd. Field Goal (7-65, 2:59)	0	3
Cardinals	1	05:44	M.Prater 51 yd. Field Goal (7-32, 3:32)	3	3
Cardinals	2	00:15	T.McBride 5 yd. pass from K.Murray (M.Prater kick) (15-99, 4:36)	10	3
Cardinals	3	07:18	J.Conner 1 yd. run (M.Prater kick) (7-21, 3:11)	17	3
Cardinals	4	08:28	J.Conner 9 yd. run (M.Prater kick) (4-33, 2:08)	24	3
Steelers	4	04:25	D.Johnson 2 yd. pass from M.Trubisky (C.Boswell kick) (10-75, 4:03)	24	10

ARIZONA CARDINALS

PASSING	ATT	CP	YDS	SK/YD	TD	LG	INT	RTG
Kyler Murray	23	13	145	2/13	1	21	0	89.9
TOTAL	23	13	145	2/13	1	21	0	89.9

RUSHING	ATT	YDS	AVG	LG	TD
James Conner	25	105	4.2	29	2
Michael Carter	4	25	6.3	19	0
Kyler Murray	9	20	2.2	9	0
TOTAL	38	150	3.9	29	2

RECEIVING	NO	YDS	AVG	LG	TD
Trey McBride	8	89	11.1	17	1
Geoff Swaim	2	10	5.0	9	0
Elijah Higgins	1	21	21.0	21	0
Greg Dortch	1	19	19.0	19	0
Rondale Moore	1	6	6.0	6	0
TOTAL	13	145	11.2	21	1

TOP DEFENSE	TOT	SOLO	AST	SCK	YDS	INT
Josh Woods	11	5	6	0.0	0.0	0
Budda Baker	8	6	2	0.0	0.0	0
Jalen Thompson	7	4	3	0.0	0.0	0

FIELD GOALS	FGM/FGA	PERCENT	RESULTS
Matt Prater	1-1	100.0	51G
TOTAL	1-1	100.0	

PITTSBURGH STEELERS

PASSING	ATT	CP	YDS	SK/YD	TD	LG	INT	RTG
Mitch Trubisky	17	11	117	0/0	1	26	0	104.3
Kenny Pickett	10	7	70	0/0	0	38	0	89.6
TOTAL	27	18	187	0/0	1	38	0	98.8

RUSHING	ATT	YDS	AVG	LG	TD
Najee Harris	16	63	3.9	11	0
Jaylen Warren	9	59	6.6	18	0
Mitch Trubisky	3	5	1.7	6	0
Kenny Pickett	3	3	1.0	2	0
TOTAL	31	130	4.2	18	0

RECEIVING	NO	YDS	AVG	LG	TD
George Pickens	4	86	21.5	38	0
Diontae Johnson	4	33	8.3	26	1
Pat Freiermuth	3	29	9.7	12	0
Allen Robinson II	3	19	6.3	8	0
Najee Harris	2	14	7.0	10	0
Calvin Austin III	1	10	10.0	10	0
Jaylen Warren	1	-4	-4.0	-4	0
TOTAL	18	187	10.4	38	1

TOP DEFENSE	TOT	SOLO	AST	SCK	YDS	INT
Mykal Walker	10	7	3	0.0	0.0	0
Alex Highsmith	8	5	3	1.5	10.0	0
Mark Robinson	7	4	3	0.0	0.0	0

FIELD GOALS	FGM/FGA	PERCENT	RESULTS
Chris Boswell	1-2	50.0	29G, 45WR
TOTAL	1-2	50.0	

Team Statistics

First Downs	18	18
3rd-Down Eff. (Made/Att/Pct)	10/17/59%	4/11/36%
4th-Down Eff. (Made/Att/Pct)	0/0/0%	0/1/0%
Total Net Yards	282	317
Total Plays	63	58
Yards Per Play	4.5	5.5
Rushes/Net Yards	38/150	31/130
Net Passing	132	187
Pass Attempts/Completions	23/13	27/18
Had Intercepted	0	0
Sacked/Yards Lost	2/13	0/0
Punts/Average	5/50.4	4/44.8
Penalties/Yards	6/51	9/77
Fumbles/Lost	2/0	2/1
Possession Time	29:17	30:43

Cardinals Steelers



16

WEEK 12

Pittsburgh Steelers 16, Cincinnati Bengals 10
65,090 🌟 Paycor Stadium 🌟 Nov 26, 2023



10

Pittsburgh Steelers	0	3	7	6	—	16
Cincinnati Bengals	0	7	0	3	—	10

SCORING DRIVES

TEAM	QTR	TIME	SCORING PLAY	PIT	CIN
Steelers	2	12:39	C.Boswell 41 yd. Field Goal (8-66, 3:44)	3	0
Bengals	2	10:30	D.Sample 11 yd. pass from J.Browning (E.McPherson kick) (4-53, 2:09)	3	7
Steelers	3	01:34	N.Harris 5 yd. run (C.Boswell kick) (14-79, 7:50)	10	7
Steelers	4	08:03	C.Boswell 34 yd. Field Goal (10-62, 5:07)	13	7
Steelers	4	02:51	C.Boswell 33 yd. Field Goal (7-52, 3:07)	16	7
Bengals	4	02:04	E.McPherson 47 yd. Field Goal (5-47, 0:47)	16	10

PITTSBURGH STEELERS

PASSING	ATT	CP	YDS	SK/YD	TD	LG	INT	RTG
Kenny Pickett	33	24	278	2/10	0	43	0	97.8
TOTAL	33	24	278	2/10	0	43	0	97.8

RUSHING	ATT	YDS	AVG	LG	TD
Najee Harris	15	99	6.6	22	1
Jaylen Warren	13	49	3.8	9	0
Kenny Pickett	5	5	1.0	5	0
TOTAL	33	153	4.6	22	1

RECEIVING	NO	YDS	AVG	LG	TD
Pat Freiermuth	9	120	13.3	29	0
Diontae Johnson	4	50	12.5	39	0
George Pickens	3	58	19.3	43	0
Jaylen Warren	3	13	4.3	15	0
Connor Heyward	2	11	5.5	10	0
Allen Robinson II	1	11	11.0	11	0
Darnell Washington	1	10	10.0	10	0
Calvin Austin III	1	5	5.0	5	0
TOTAL	24	278	11.6	43	0

TOP DEFENSE	TOT	SOLO	AST	SCK	YDS	INT
Elandon Roberts	6	4	2	0.0	0.0	0
Trenton Thompson	5	5	0	0.0	0.0	1
T.J. Watt	5	5	0	2.0	15.0	0

FIELD GOALS	FGM/FGA	PERCENT	RESULTS
Chris Boswell	3-3	100.0	41G, 34G, 33G
TOTAL	3-3	100.0	

CINCINNATI BENGALS

PASSING	ATT	CP	YDS	SK/YD	TD	LG	INT	RTG
Jake Browning	26	19	227	4/30	1	39	1	96.2
TOTAL	26	19	227	4/30	1	39	1	96.2

RUSHING	ATT	YDS	AVG	LG	TD
Joe Mixon	8	16	2.0	4	0
Jake Browning	3	9	3.0	6	0
TOTAL	11	25	2.3	6	0

RECEIVING	NO	YDS	AVG	LG	TD
Ja'Marr Chase	4	81	20.3	31	0
Tanner Hudson	4	18	4.5	6	0
Tyler Boyd	3	23	7.7	10	0
Joe Mixon	2	44	22.0	39	0
Irv Smith Jr.	2	8	4.0	6	0
Trenton Irwin	1	25	25.0	25	0
Andrei Iosivas	1	16	16.0	16	0
Drew Sample	1	11	11.0	11	1
Mitchell Wilcox	1	1	1.0	1	0
TOTAL	19	227	11.9	39	1

TOP DEFENSE	TOT	SOLO	AST	SCK	YDS	INT
Logan Wilson	10	6	4	0.0	0.0	0
Mike Hilton	8	8	0	0.0	0.0	0
Jordan Battle	8	3	5	0.0	0.0	0

FIELD GOALS	FGM/FGA	PERCENT	RESULTS
Evan McPherson	1-1	100.0	47G
TOTAL	1-1	100.0	

Team Statistics

First Downs	22	10
3rd-Down Eff. (Made/Att/Pct)	8/17/47%	2/10/20%
4th-Down Eff. (Made/Att/Pct)	0/0/0%	0/0/0%
Total Net Yards	421	222
Total Plays	68	41
Yards Per Play	6.2	5.4
Rushes/Net Yards	33/153	11/25
Net Passing	268	197
Pass Attempts/Completions	33/24	26/19
Had Intercepted	0	1
Sacked/Yards Lost	2/10	4/30
Punts/Average	4/43.0	6/41.8
Penalties/Yards	5/55	5/36
Fumbles/Lost	1/1	1/0
Possession Time	37:17	22:43

Steelers Bengals



10

WEEK 11

Pittsburgh Steelers 10, Cleveland Browns 13
67,919 🌟 Cleveland Browns Stadium 🌟 Nov 19, 2023



13

Pittsburgh Steelers	0	0	7	3	—	10
Cleveland Browns	7	3	0	3	—	13

SCORING DRIVES

TEAM	QTR	TIME	SCORING PLAY	PIT	CLE
Browns	1	04:35	J.Ford 1 yd. run (D.Hopkins kick) (7-50, 3:49)	0	7
Browns	2	00:05	D.Hopkins 25 yd. Field Goal (17-77, 5:24)	0	10
Steelers	3	14:10	J.Warren 74 yd. run (C.Boswell kick) (2-75, 0:50)	7	10
Steelers	4	07:40	C.Boswell 28 yd. Field Goal (13-62, 7:10)	10	10
Browns	4	00:02	D.Hopkins 34 yd. Field Goal (8-48, 1:16)	10	13

PITTSBURGH STEELERS

PASSING	ATT	CP	YDS	SK/YD	TD	LG	INT	RTG
Kenny Pickett	28	15	106	3/29	0	14	0	62.5
TOTAL	28	15	106	3/29	0	14	0	62.5

RUSHING	ATT	YDS	AVG	LG	TD
Jaylen Warren	9	129	14.3	74t	1
Najee Harris	12	35	2.9	17	0
Kenny Pickett	4	9	2.3	5	0
George Pickens	1	-1	-1.0	-1	0
TOTAL	26	172	6.6	74T	1

RECEIVING	NO	YDS	AVG	LG	TD
George Pickens	4	38	9.5	14	0
Allen Robinson II	3	20	6.7	11	0
Jaylen Warren	3	16	5.3	14	0
Diontae Johnson	2	16	8.0	7	0
Darnell Washington	1	8	8.0	8	0
Pat Freiermuth	1	7	7.0	7	0
Najee Harris	1	1	1.0	1	0
TOTAL	15	106	7.1	14	0

TOP DEFENSE	TOT	SOLO	AST	SCK	YDS	INT
Elandon Roberts	15	11	4	0.0	0.0	0
Joey Porter Jr.	6	5	1	0.0	0.0	0
Trenton Thompson	6	5	1	0.0	0.0	0

FIELD GOALS	FGM/FGA	PERCENT	RESULTS
Chris Boswell	1-1	100.0	28G
TOTAL	1-1	100.0	

CLEVELAND BROWNS

PASSING	ATT	CP	YDS	SK/YD	TD	LG	INT	RTG
Dorian Thompson-Robinson	43	24	165	1/2	0	18	1	54.9
TOTAL	43	24	165	1/2	0	18	1	54.9

RUSHING	ATT	YDS	AVG	LG	TD
Kareem Hunt	12	36	3.0	16	0
Jerome Ford	12	31	2.6	13	1
Dorian Thompson-Robinson	3	20	6.7	9	0
Cedric Tillman	1	8	8.0	8	0
Pierre Strong Jr.	1	1	1.0	1	0
TOTAL	29	96	3.3	16	1

RECEIVING	NO	YDS	AVG	LG	TD
David Njoku	7	56	8.0	18	0
Elijah Moore	6	60	10.0	15	0
Amari Cooper	4	34	8.5	11	0
Kareem Hunt	3	1	0.3	5	0
Jerome Ford	2	8	4.0	5	0
Pierre Strong Jr.	1	4	4.0	4	0
Cedric Tillman	1	2	2.0	2	0
TOTAL	24	165	6.9	18	0

TOP DEFENSE	TOT	SOLO	AST	SCK	YDS	INT
Jeremiah Owusu-Koramoah	7	6	1	0.0	0.0	0
Grant Delpit	6	6	0	0.0	0.0	0
Ogbo Okoronkwo	5	4	1	1.0	11.0	0

FIELD GOALS	FGM/FGA	PERCENT	RESULTS
Dustin Hopkins	2-2	100.0	25G, 34G
TOTAL	2-2	100.0	

Team Statistics

Steelers Browns

First Downs	12	20
3rd-Down Eff. (Made/Att/Pct)	3/14/21%	4/17/24%
4th-Down Eff. (Made/Att/Pct)	1/1/100%	1/1/100%
Total Net Yards	249	259
Total Plays	57	73
Yards Per Play	4.4	3.5
Rushes/Net Yards	26/172	29/96
Net Passing	77	163
Pass Attempts/Completions	28/15	43/24
Had Intercepted	0	1
Sacked/Yards Lost	3/29	1/2
Punts/Average	9/39.4	8/47.5
Penalties/Yards	6/46	1/10
Fumbles/Lost	0/0	0/0
Possession Time	28:33	31:27



19

WEEK 10

Green Bay Packers 19, Pittsburgh Steelers 23
67,617 🏟️ Acrisure Stadium 🏟️ Nov 12, 2023



23

Green Bay Packers	7	6	6	0	—	19
Pittsburgh Steelers	7	10	3	3	—	23

SCORING DRIVES

TEAM	QTR	TIME	SCORING PLAY	GB	PIT
Steelers	1	10:01	N.Harris 4 yd. run (C.Boswell kick) (9-75, 4:59)	0	7
Packers	1	04:42	R.Doubs 8 yd. pass from J.Love (A.Carlson kick) (10-69, 5:19)	7	7
Steelers	2	14:12	J.Warren 16 yd. run (C.Boswell kick) (11-60, 5:30)	7	14
Steelers	2	08:08	C.Boswell 42 yd. Field Goal (8-30, 4:58)	7	17
Packers	2	04:14	J.Reed 35 yd. pass from J.Love (kick blocked) (7-87, 3:54)	13	17
Packers	3	09:08	A.Carlson 31 yd. Field Goal (11-31, 5:52)	16	17
Packers	3	03:04	A.Carlson 28 yd. Field Goal (9-68, 4:06)	19	17
Steelers	3	01:05	C.Boswell 49 yd. Field Goal (5-35, 1:59)	19	20
Steelers	4	05:14	C.Boswell 35 yd. Field Goal (8-49, 4:10)	19	23

GREEN BAY PACKERS

PASSING	ATT	CP	YDS	SK/YD	TD	LG	INT	RTG
Jordan Love	40	21	289	1/6	2	46	2	71.8
TOTAL	40	21	289	1/6	2	46	2	71.8

RUSHING	ATT	YDS	AVG	LG	TD
AJ Dillon	9	70	7.8	40	0
Aaron Jones	13	35	2.7	9	0
Jordan Love	2	11	5.5	8	0
TOTAL	24	116	4.8	40	0

RECEIVING	NO	YDS	AVG	LG	TD
Jayden Reed	5	84	16.8	46	1
Aaron Jones	4	19	4.8	12	0
Dontayvion Wicks	3	51	17.0	32	0
Romeo Doubs	3	31	10.3	20	1
Luke Musgrave	2	64	32.0	36	0
Christian Watson	2	23	11.5	14	0
AJ Dillon	1	11	11.0	11	0
Tucker Kraft	1	6	6.0	6	0
TOTAL	21	289	13.8	46	2

TOP DEFENSE	TOT	SOLO	AST	SCK	YDS	INT
Rudy Ford	10	7	3	0.0	0.0	0
Isaiah McDuffie	10	7	3	0.0	0.0	0
Jonathan Owens	8	7	1	0.0	0.0	0

FIELD GOALS	FGM/FGA	PERCENT	RESULTS
Anders Carlson	2-2	100.0	31G, 28G
TOTAL	2-2	100.0	

PITTSBURGH STEELERS

PASSING	ATT	CP	YDS	SK/YD	TD	LG	INT	RTG
Kenny Pickett	23	14	126	1/7	0	28	0	75.6
TOTAL	23	14	126	1/7	0	28	0	75.6

RUSHING	ATT	YDS	AVG	LG	TD
Jaylen Warren	15	101	6.7	20	1
Najee Harris	16	82	5.1	24	1
Kenny Pickett	4	16	4.0	11	0
Calvin Austin III	1	6	6.0	6	0
TOTAL	36	205	5.7	24	2

RECEIVING	NO	YDS	AVG	LG	TD
George Pickens	3	45	15.0	28	0
Connor Heyward	3	32	10.7	13	0
Najee Harris	3	14	4.7	8	0
Jaylen Warren	2	9	4.5	6	0
Diontae Johnson	1	17	17.0	17	0
Darnell Washington	1	6	6.0	6	0
Calvin Austin III	1	3	3.0	3	0
TOTAL	14	126	9.0	28	0

TOP DEFENSE	TOT	SOLO	AST	SCK	YDS	INT
T.J. Watt	8	7	1	1.0	6.0	0
Elandon Roberts	8	6	2	0.0	0.0	0
Keanu Neal	8	4	4	0.0	0.0	1

FIELD GOALS	FGM/FGA	PERCENT	RESULTS
Chris Boswell	3-3	100.0	42G, 49G, 35G
TOTAL	3-3	100.0	

Team Statistics

First Downs	17	21
3rd-Down Eff. (Made/Att/Pct)	8/16/50%	4/13/31%
4th-Down Eff. (Made/Att/Pct)	2/2/100%	1/1/100%
Total Net Yards	399	324
Total Plays	65	60
Yards Per Play	6.1	5.4
Rushes/Net Yards	24/116	36/205
Net Passing	283	119
Pass Attempts/Completions	40/21	23/14
Had Intercepted	2	0
Sacked/Yards Lost	1/6	1/7
Punts/Average	4/44.8	5/44.8
Penalties/Yards	5/32	3/27
Fumbles/Lost	2/0	0/0
Possession Time	29:27	30:33

Packers Steelers



16

WEEK 9

Tennessee Titans 16, Pittsburgh Steelers 20
65,969 🌐 Acrisure Stadium 🌐 Nov 2, 2023



20

Tennessee Titans	3	10	3	0	—	16
Pittsburgh Steelers	7	3	3	7	—	20

SCORING DRIVES

TEAM	QTR	TIME	SCORING PLAY	TEN	PIT
Steelers	1	10:11	N.Harris 10 yd. run (C.Boswell kick) (10-78, 4:49)	0	7
Titans	1	02:48	N.Folk 36 yd. Field Goal (14-72, 7:23)	3	7
Titans	2	06:35	D.Henry 2 yd. run (N.Folk kick) (11-73, 6:26)	10	7
Steelers	2	01:16	C.Boswell 29 yd. Field Goal (10-65, 5:19)	10	10
Titans	2	00:00	N.Folk 36 yd. Field Goal (8-57, 1:16)	13	10
Steelers	3	05:41	C.Boswell 30 yd. Field Goal (15-75, 8:17)	13	13
Titans	3	00:19	N.Folk 48 yd. Field Goal (9-45, 5:22)	16	13
Steelers	4	04:02	D.Johnson 3 yd. pass from K.Pickett (C.Boswell kick) (11-92, 5:11)	16	20

TENNESSEE TITANS

PASSING	ATT	CP	YDS	SK/YD	TD	LG	INT	RTG
Will Levis	39	22	262	4/27	0	29	1	66.4
TOTAL	39	22	262	4/27	0	29	1	66.4

RUSHING	ATT	YDS	AVG	LG	TD
Derrick Henry	17	75	4.4	15	1
Tyjae Spears	5	18	3.6	8	0
Treyton Burks	1	5	5.0	5	0
DeAndre Hopkins	1	5	5.0	5	0
Will Levis	1	2	2.0	2	0
TOTAL	25	105	4.2	15	1

RECEIVING	NO	YDS	AVG	LG	TD
Kyle Philips	4	68	17.0	24	0
DeAndre Hopkins	4	60	15.0	29	0
Tyjae Spears	4	4	1.0	8	0
Chig Okonkwo	3	28	9.3	12	0
Derrick Henry	3	27	9.0	23	0
Treyton Burks	2	23	11.5	21	0
Chris Moore	1	29	29.0	29	0
Nick Westbrook-Ikhine	1	23	23.0	23	0
TOTAL	22	262	11.9	29	0

TOP DEFENSE	TOT	SOLO	AST	SCK	YDS	INT
Azeez Al-Shaair	10	2	8	0.0	0.0	0
Amani Hooker	7	6	1	0.0	0.0	0
Jeffery Simmons	7	4	3	0.0	0.0	0

FIELD GOALS	FGM/FGA	PERCENT	RESULTS
Nick Folk	3-3	100.0	36G, 36G, 48G
TOTAL	3-3	100.0	

PITTSBURGH STEELERS

PASSING	ATT	CP	YDS	SK/YD	TD	LG	INT	RTG
Kenny Pickett	30	19	160	0/0	1	32	0	88.2
TOTAL	30	19	160	0/0	1	32	0	88.2

RUSHING	ATT	YDS	AVG	LG	TD
Jaylen Warren	11	88	8.0	22	0
Najee Harris	16	69	4.3	25	1
Calvin Austin III	2	10	5.0	8	0
Kenny Pickett	1	-1	-1.0	-1	0
TOTAL	30	166	5.5	25	1

RECEIVING	NO	YDS	AVG	LG	TD
Diontae Johnson	7	90	12.9	32	1
Jaylen Warren	3	25	8.3	9	0
Connor Heyward	2	16	8.0	11	0
Najee Harris	2	7	3.5	4	0
George Pickens	2	-1	-0.5	2	0
Allen Robinson II	1	10	10.0	10	0
Darnell Washington	1	7	7.0	7	0
Miles Boykin	1	6	6.0	6	0
TOTAL	19	160	8.4	32	1

TOP DEFENSE	TOT	SOLO	AST	SCK	YDS	INT
Elandon Roberts	9	4	5	0.0	0.0	0
Keanu Neal	7	3	4	0.0	0.0	0
Cameron Heyward	6	4	2	0.0	0.0	0

FIELD GOALS	FGM/FGA	PERCENT	RESULTS
Chris Boswell	2-2	100.0	29G, 30G
TOTAL	2-2	100.0	

Team Statistics

First Downs	23	22
3rd-Down Eff. (Made/Att/Pct)	3/13/23%	6/12/50%
4th-Down Eff. (Made/Att/Pct)	1/2/50%	0/0/0%
Total Net Yards	340	326
Total Plays	68	60
Yards Per Play	5.0	5.4
Rushes/Net Yards	25/105	30/166
Net Passing	235	160
Pass Attempts/Completions	39/22	30/19
Had Intercepted	1	0
Sacked/Yards Lost	4/27	0/0
Punts/Average	3/57.0	4/50.0
Penalties/Yards	7/51	10/80
Fumbles/Lost	0/0	0/0
Possession Time	31:09	28:51

Titans Steelers



20

WEEK 8

Jacksonville Jaguars 20, Pittsburgh Steelers 10
67,225 🌟 Acrisure Stadium 🌟 Oct 29, 2023



10

Jacksonville Jaguars	6	3	8	3	—	20
Pittsburgh Steelers	0	3	7	0	—	10

SCORING DRIVES

TEAM	QTR	TIME	SCORING PLAY	JAX	PIT
Jaguars	1	10:47	B.McManus 50 yd. Field Goal (6-21, 3:16)	3	0
Jaguars	1	05:54	B.McManus 51 yd. Field Goal (7-36, 3:29)	6	0
Steelers	2	03:59	C.Boswell 22 yd. Field Goal (12-93, 6:16)	6	3
Jaguars	2	01:04	B.McManus 38 yd. Field Goal (9-43, 2:55)	9	3
Jaguars	3	05:05	T.Etienne 56 yd. pass from T.Lawrence (T.Etienne run) (2-56, 0:13)	17	3
Steelers	3	00:53	G.Pickens 22 yd. pass from M.Trubisky (C.Boswell kick) (8-75, 4:12)	17	10
Jaguars	4	04:35	B.McManus 37 yd. Field Goal (7-40, 4:45)	20	10

JACKSONVILLE JAGUARS

PASSING	ATT	CP	YDS	SK/YD	TD	LG	INT	RTG
Trevor Lawrence	32	24	292	3/21	1	56t	1	100.0
TOTAL	32	24	292	3/21	1	56T	1	100.0

RUSHING	ATT	YDS	AVG	LG	TD
Travis Etienne Jr.	24	79	3.3	13	0
Trevor Lawrence	1	10	10.0	10	0
Tank Bigsby	3	9	3.0	9	0
D'Ernest Johnson	2	8	4.0	4	0
TOTAL	30	106	3.5	13	0

RECEIVING	NO	YDS	AVG	LG	TD
Evan Engram	10	88	8.8	34	0
Calvin Ridley	6	83	13.8	27	0
Christian Kirk	4	46	11.5	29	0
Travis Etienne Jr.	3	70	23.3	56t	1
Luke Farrell	1	5	5.0	5	0
TOTAL	24	292	12.2	56T	1

TOP DEFENSE	TOT	SOLO	AST	SCK	YDS	INT
Foyesade Oluokun	11	9	2	0.0	0.0	0
Devin Lloyd	9	7	2	0.0	0.0	0
Andrew Wingard	6	5	1	0.0	0.0	1

FIELD GOALS	FGM/FGA	PERCENT	RESULTS
Brandon McManus	4-4	100.0	50G, 51G, 38G, 37G
TOTAL	4-4	100.0	

PITTSBURGH STEELERS

PASSING	ATT	CP	YDS	SK/YD	TD	LG	INT	RTG
Mitch Trubisky	27	15	138	2/15	1	22t	2	51.2
Kenny Pickett	16	10	73	1/5	0	16	0	73.2
TOTAL	43	25	211	3/20	1	22T	2	59.4

RUSHING	ATT	YDS	AVG	LG	TD
Jaylen Warren	5	19	3.8	8	0
Mitch Trubisky	3	18	6.0	8	0
Najee Harris	7	13	1.9	3	0
Calvin Austin III	2	10	5.0	10	0
Kenny Pickett	1	10	10.0	10	0
TOTAL	18	70	3.9	10	0

RECEIVING	NO	YDS	AVG	LG	TD
Diontae Johnson	8	85	10.6	16	0
Najee Harris	5	42	8.4	13	0
Connor Heyward	5	24	4.8	9	0
Jaylen Warren	4	19	4.8	11	0
Calvin Austin III	2	19	9.5	12	0
George Pickens	1	22	22.0	22t	1
TOTAL	25	211	8.4	22T	1

TOP DEFENSE	TOT	SOLO	AST	SCK	YDS	INT
Cole Holcomb	10	6	4	0.0	0.0	0
Keanu Neal	7	7	0	0.0	0.0	0
Damontae Kazee	5	5	0	0.0	0.0	1

FIELD GOALS	FGM/FGA	PERCENT	RESULTS
Chris Boswell	1-2	50.0	22G, 61WR
TOTAL	1-2	50.0	

Team Statistics

First Downs	20	17
3rd-Down Eff. (Made/Att/Pct)	6/13/46%	3/12/25%
4th-Down Eff. (Made/Att/Pct)	0/0/0%	0/2/0%
Total Net Yards	377	261
Total Plays	65	64
Yards Per Play	5.8	4.1
Rushes/Net Yards	30/106	18/70
Net Passing	271	191
Pass Attempts/Completions	32/24	43/25
Had Intercepted	1	2
Sacked/Yards Lost	3/21	3/20
Punts/Average	3/43.7	6/42.8
Penalties/Yards	6/72	6/52
Fumbles/Lost	2/2	2/0
Possession Time	34:16	25:44

Jaguars Steelers



24

WEEK 7

Pittsburgh Steelers 24, Los Angeles Rams 17
73,471 🇺🇸 SoFi Stadium 🇺🇸 Oct 22, 2023



17

Pittsburgh Steelers	0	3	7	14	—	24
Los Angeles Rams	0	9	8	0	—	17

SCORING DRIVES

TEAM	QTR	TIME	SCORING PLAY	PIT	LAR
Steelers	2	14:51	C.Boswell 53 yd. Field Goal (8-22, 3:44)	3	0
Rams	2	05:56	B.Maher 41 yd. Field Goal (8-38, 4:11)	3	3
Rams	2	00:17	T.Atwell 31 yd. pass from M.Stafford (kick failed, wl) (8-88, 3:29)	3	9
Steelers	3	13:19	K.Pickett 1 yd. run (C.Boswell kick) (3-7, 1:25)	10	9
Rams	3	08:57	D.Henderson 1 yd. run (M.Stafford-C.Kupp pass) (9-75, 4:22)	10	17
Steelers	4	13:49	J.Warren 13 yd. run (C.Boswell kick) (5-59, 2:33)	17	17
Steelers	4	07:20	N.Harris 3 yd. run (C.Boswell kick) (10-80, 5:16)	24	17

PITTSBURGH STEELERS

PASSING	ATT	CP	YDS	SK/YD	TD	LG	INT	RTG
Kenny Pickett	25	17	230	2/16	0	39	0	97.1
TOTAL	25	17	230	2/16	0	39	0	97.1

RUSHING	ATT	YDS	AVG	LG	TD
Najee Harris	14	53	3.8	10	1
Jaylen Warren	6	32	5.3	13t	1
Calvin Austin III	1	1	1.0	1	0
Kenny Pickett	8	0	0.0	2	1
TOTAL	29	86	3.0	13T	3

RECEIVING	NO	YDS	AVG	LG	TD
George Pickens	5	107	21.4	31	0
Diontae Johnson	5	79	15.8	39	0
Najee Harris	3	15	5.0	8	0
Connor Heyward	2	23	11.5	12	0
Allen Robinson II	1	7	7.0	7	0
Jaylen Warren	1	-1	-1.0	-1	0
TOTAL	17	230	13.5	39	0

TOP DEFENSE	TOT	SOLO	AST	SCK	YDS	INT
Minkah Fitzpatrick	11	6	5	0.0	0.0	0
Cole Holcomb	8	3	5	0.0	0.0	0
Damontae Kazee	7	4	3	0.0	0.0	0

FIELD GOALS	FGM/FGA	PERCENT	RESULTS
Chris Boswell	1-1	100.0	53G
TOTAL	1-1	100.0	

LOS ANGELES RAMS

PASSING	ATT	CP	YDS	SK/YD	TD	LG	INT	RTG
Matthew Stafford	29	14	231	2/12	1	36	1	72.6
TOTAL	29	14	231	2/12	1	36	1	72.6

RUSHING	ATT	YDS	AVG	LG	TD
Royce Freeman	12	66	5.5	15	0
Darrell Henderson Jr.	18	61	3.4	16	1
Matthew Stafford	1	8	8.0	8	0
TOTAL	31	135	4.4	16	1

RECEIVING	NO	YDS	AVG	LG	TD
Puka Nacua	8	154	19.3	36	0
Cooper Kupp	2	29	14.5	24	0
Tutu Atwell	1	31	31.0	31t	1
Tyler Higbee	1	7	7.0	7	0
Darrell Henderson Jr.	1	5	5.0	5	0
Brycen Hopkins	1	5	5.0	5	0
TOTAL	14	231	16.5	36	1

TOP DEFENSE	TOT	SOLO	AST	SCK	YDS	INT
Michael Hoecht	7	4	3	2.0	16.0	0
Quentin Lake	6	4	2	0.0	0.0	0
Russ Yeast	6	2	4	0.0	0.0	0

FIELD GOALS	FGM/FGA	PERCENT	RESULTS
Brett Maher	1-3	33.3	53LU, 41G, 51WL
TOTAL	1-3	33.0	

Team Statistics

Steelers

Rams

First Downs	17	19
3rd-Down Eff. (Made/Att/Pct)	4/12/33%	9/16/56%
4th-Down Eff. (Made/Att/Pct)	1/1/100%	0/0/0%
Total Net Yards	300	354
Total Plays	56	62
Yards Per Play	5.4	5.7
Rushes/Net Yards	29/86	31/135
Net Passing	214	219
Pass Attempts/Completions	25/17	29/14
Had Intercepted	0	1
Sacked/Yards Lost	2/16	2/12
Punts/Average	5/43.6	4/52.0
Penalties/Yards	8/76	5/40
Fumbles/Lost	1/0	0/0
Possession Time	28:14	31:46



10

WEEK 5

Baltimore Ravens 10, Pittsburgh Steelers 17
67,272 🌟 Acrisure Stadium 🌟 Oct 8, 2023



17

Baltimore Ravens	7	3	0	0	—	10
Pittsburgh Steelers	0	3	0	14	—	17

SCORING DRIVES

TEAM	QTR	TIME	SCORING PLAY	BAL	PIT
Ravens	1	06:15	J.Hill 14 yd. run (J.Tucker kick) (7:59, 2:57)	7	0
Ravens	2	12:23	J.Tucker 23 yd. Field Goal (15-64, 7:22)	10	0
Steelers	2	03:16	C.Boswell 43 yd. Field Goal (7-26, 2:15)	10	3
Steelers	4	11:12	Punt blocked by M.Killebrew out of bounds in end zone for a Safety	10	5
Steelers	4	07:10	C.Boswell 25 yd. Field Goal (9-49, 4:02)	10	8
Steelers	4	01:17	G.Pickens 41 yd. pass from K.Pickett (pass failed) (8-80, 2:49)	10	14
Steelers	4	00:49	C.Boswell 42 yd. Field Goal (4-6, 0:13)	10	17

BALTIMORE RAVENS

PASSING	ATT	CP	YDS	SK/YD	TD	LG	INT	RTG
Lamar Jackson	38	22	236	4/26	0	30	1	65.2
TOTAL	38	22	236	4/26	0	30	1	65.2

RUSHING	ATT	YDS	AVG	LG	TD
Gus Edwards	12	48	4.0	11	0
Lamar Jackson	6	45	7.5	26	0
Justice Hill	7	32	4.6	14t	1
TOTAL	25	125	5.0	26	1

RECEIVING	NO	YDS	AVG	LG	TD
Mark Andrews	6	65	10.8	16	0
Zay Flowers	5	73	14.6	29	0
Nelson Agholor	4	64	16.0	30	0
Justice Hill	4	13	3.3	10	0
Odell Beckham Jr.	2	13	6.5	7	0
Rashod Bateman	1	8	8.0	8	0
TOTAL	22	236	10.7	30	0

TOP DEFENSE	TOT	SOLO	AST	SCK	YDS	INT
Roquan Smith	11	7	4	0.0	0.0	0
Patrick Queen	8	2	6	0.5	4.0	0
Justin Madubuike	5	3	2	0.5	4.0	0

FIELD GOALS	FGM/FGA	PERCENT	RESULTS
Justin Tucker	1-1	100.0	23G
TOTAL	1-1	100.0	

PITTSBURGH STEELERS

PASSING	ATT	CP	YDS	SK/YD	TD	LG	INT	RTG
Kenny Pickett	32	18	224	3/22	1	41t	0	88.5
TOTAL	32	18	224	3/22	1	41T	0	88.5

RUSHING	ATT	YDS	AVG	LG	TD
Jaylen Warren	9	40	4.4	16	0
Najee Harris	14	37	2.6	8	0
George Pickens	1	16	16.0	16	0
Kenny Pickett	6	-6	-1.0	2	0
TOTAL	30	87	2.9	16	0

RECEIVING	NO	YDS	AVG	LG	TD
George Pickens	6	130	21.7	41t	1
Allen Robinson II	5	29	5.8	10	0
Jaylen Warren	3	39	13.0	23	0
Connor Heyward	3	23	7.7	12	0
Najee Harris	1	3	3.0	3	0
TOTAL	18	224	12.4	41T	1

TOP DEFENSE	TOT	SOLO	AST	SCK	YDS	INT
Cole Holcomb	9	8	1	0.0	0.0	0
Minkah Fitzpatrick	9	7	2	0.0	0.0	0
Elandon Roberts	8	5	3	0.0	0.0	0

FIELD GOALS	FGM/FGA	PERCENT	RESULTS
Chris Boswell	3-3	100.0	43G, 25G, 42G
TOTAL	3-3	100.0	

Team Statistics

First Downs	19	17
3rd-Down Eff. (Made/Att/Pct)	5/14/36%	6/15/40%
4th-Down Eff. (Made/Att/Pct)	0/2/0%	0/0/0%
Total Net Yards	335	289
Total Plays	67	65
Yards Per Play	5.0	4.4
Rushes/Net Yards	25/125	30/87
Net Passing	210	202
Pass Attempts/Completions	38/22	32/18
Had Intercepted	1	0
Sacked/Yards Lost	4/26	3/22
Punts/Average	5/30.8	6/42.8
Penalties/Yards	2/20	3/30
Fumbles/Lost	4/2	1/1
Possession Time	30:14	29:46

Ravens Steelers



WEEK 4
Pittsburgh Steelers 6, Houston Texans 30
 71,399 🌟 NRG Stadium 🌟 Oct 1, 2023



Pittsburgh Steelers	0	0	6	0	—	6
Houston Texans	10	6	0	14	—	30

SCORING DRIVES

TEAM	QTR	TIME	SCORING PLAY	PIT	HOU
Texans	1	08:55	N.Collins 2 yd. pass from C.Stroud (K.Fairbairn kick) (12-69, 6:05)	0	7
Texans	1	01:20	K.Fairbairn 36 yd. Field Goal (9-27, 3:26)	0	10
Texans	2	12:09	K.Fairbairn 38 yd. Field Goal (7-48, 2:43)	0	13
Texans	2	00:00	K.Fairbairn 39 yd. Field Goal (5-57, 0:41)	0	16
Steelers	3	09:31	C.Boswell 35 yd. Field Goal (10-58, 5:29)	3	16
Steelers	3	05:47	C.Boswell 23 yd. Field Goal (7-41, 2:53)	6	16
Texans	4	10:50	D.Schultz 6 yd. pass from D.Singletary (K.Fairbairn kick) (10-58, 5:20)	6	23
Texans	4	03:39	N.Collins 52 yd. pass from C.Stroud (K.Fairbairn kick) (11-86, 6:24)	6	30

PITTSBURGH STEELERS

PASSING	ATT	CP	YDS	SK/YD	TD	LG	INT	RTG
Kenny Pickett	23	15	114	3/21	0	32	1	59.0
Mitch Trubisky	5	3	18	0/0	0	8	0	67.1
TOTAL	28	18	132	3/21	0	32	1	60.4

RUSHING	ATT	YDS	AVG	LG	TD
Najee Harris	14	71	5.1	23	0
Jaylen Warren	8	29	3.6	18	0
Kenny Pickett	2	9	4.5	8	0
Calvin Austin III	1	5	5.0	5	0
TOTAL	25	114	4.6	23	0

RECEIVING	NO	YDS	AVG	LG	TD
Jaylen Warren	6	26	4.3	7	0
George Pickens	3	25	8.3	17	0
Calvin Austin III	3	24	8.0	12	0
Pat Freiermuth	3	7	2.3	9	0
Najee Harris	1	32	32.0	32	0
Darnell Washington	1	10	10.0	10	0
Allen Robinson II	1	8	8.0	8	0
TOTAL	18	132	7.3	32	0

TOP DEFENSE	TOT	SOLO	AST	SCK	YDS	INT
Minkah Fitzpatrick	11	7	4	0.0	0.0	0
Elandon Roberts	10	5	5	0.0	0.0	0
Cole Holcomb	7	4	3	0.0	0.0	0

FIELD GOALS	FGM/FGA	PERCENT	RESULTS
Chris Boswell	2-2	100.0	35G, 23G
TOTAL	2-2	100.0	

HOUSTON TEXANS

PASSING	ATT	CP	YDS	SK/YD	TD	LG	INT	RTG
C.J. Stroud	30	16	306	0/0	2	52t	0	111.2
Devin Singletary	1	1	6	0/0	1	6t	0	131.2
TOTAL	31	17	312	0/0	3	52T	0	122.0

RUSHING	ATT	YDS	AVG	LG	TD
Dameon Pierce	24	81	3.4	13	0
Devin Singletary	7	25	3.6	9	0
C.J. Stroud	4	16	4.0	11	0
Tank Dell	2	13	6.5	7	0
Mike Boone	1	4	4.0	4	0
TOTAL	38	139	3.7	13	0

RECEIVING	NO	YDS	AVG	LG	TD
Nico Collins	7	168	24.0	52t	2
Dalton Schultz	3	42	14.0	29	1
Robert Woods	3	26	8.7	13	0
Dameon Pierce	1	27	27.0	27	0
John Metcalf III	1	22	22.0	22	0
Tank Dell	1	16	16.0	16	0
Devin Singletary	1	11	11.0	11	0
TOTAL	17	312	18.4	52T	3

TOP DEFENSE	TOT	SOLO	AST	SCK	YDS	INT
Christian Harris	12	5	7	0.0	0.0	0
Henry To'oTo'o	7	3	4	0.0	0.0	0
Grayland Arnold	6	5	1	0.0	0.0	0

FIELD GOALS	FGM/FGA	PERCENT	RESULTS
Ka'imi Fairbairn	3-3	100.0	36G, 38G, 39G
TOTAL	3-3	100.0	

Team Statistics

Steelers Texans

First Downs	12	24
3rd-Down Eff. (Made/Att/Pct)	6/14/43%	6/12/50%
4th-Down Eff. (Made/Att/Pct)	0/1/0%	0/1/0%
Total Net Yards	225	451
Total Plays	56	69
Yards Per Play	4.0	6.5
Rushes/Net Yards	25/114	38/139
Net Passing	111	312
Pass Attempts/Completions	28/18	31/17
Had Intercepted	1	0
Sacked/Yards Lost	3/21	0/0
Punts/Average	5/47.6	3/38.0
Penalties/Yards	2/18	8/63
Fumbles/Lost	2/0	2/0
Possession Time	27:25	32:35



23

WEEK 3

Pittsburgh Steelers 23, Las Vegas Raiders 18
62,541 Allegiant Stadium Sep 24, 2023



18

Pittsburgh Steelers	7	6	10	0	—	23
Las Vegas Raiders	7	0	0	11	—	18

SCORING DRIVES

TEAM	QTR	TIME	SCORING PLAY	PIT	LV
Raiders	1	07:04	D.Adams 32 yd. pass from J.Garoppolo (D.Carlson kick) (7-74, 3:23)	0	7
Steelers	1	06:12	C.Austin 72 yd. pass from K.Pickett (C.Boswell kick) (3-75, 0:52)	7	7
Steelers	2	08:33	C.Boswell 43 yd. Field Goal (8-44, 3:51)	10	7
Steelers	2	01:56	C.Boswell 42 yd. Field Goal (11-54, 5:08)	13	7
Steelers	3	09:28	C.Boswell 57 yd. Field Goal (9-52, 4:29)	16	7
Steelers	3	03:56	P.Freiermuth 13 yd. pass from K.Pickett (C.Boswell kick) (6-81, 3:19)	23	7
Raiders	4	05:41	D.Adams 1 yd. pass from J.Garoppolo (J.Garoppolo-M.Mayer pass) (11-80, 5:51)	23	13
Raiders	4	02:22	D.Carlson 26 yd. Field Goal (9-44, 2:13)	23	18

PITTSBURGH STEELERS

PASSING	ATT	CP	YDS	SK/YD	TD	LG	INT	RTG
Kenny Pickett	28	16	235	1/7	2	72t	0	108.5
TOTAL	28	16	235	1/7	2	72T	0	108.5

RUSHING	ATT	YDS	AVG	LG	TD
Najee Harris	19	65	3.4	17	0
Jaylen Warren	8	29	3.6	11	0
Kenny Pickett	3	11	3.7	10	0
Connor Heyward	1	0	0.0	0	0
TOTAL	31	105	3.4	17	0

RECEIVING	NO	YDS	AVG	LG	TD
George Pickens	4	75	18.8	32	0
Allen Robinson II	4	24	6.0	8	0
Pat Freiermuth	3	41	13.7	14	1
Jaylen Warren	3	23	7.7	16	0
Calvin Austin III	2	72	36.0	72t	1
TOTAL	16	235	14.7	72T	2

TOP DEFENSE	TOT	SOLO	AST	SCK	YDS	INT
Minkah Fitzpatrick	11	7	4	0.0	0.0	0
Kwon Alexander	7	5	2	0.0	0.0	0
Levi Wallace	6	4	2	0.0	0.0	2

FIELD GOALS	FGM/FGA	PERCENT	RESULTS
Chris Boswell	3-3	100.0	43G, 42G, 57G
TOTAL	3-3	100.0	

LAS VEGAS RAIDERS

PASSING	ATT	CP	YDS	SK/YD	TD	LG	INT	RTG
Jimmy Garoppolo	44	28	324	4/31	2	32t	3	72.5
TOTAL	44	28	324	4/31	2	32T	3	72.5

RUSHING	ATT	YDS	AVG	LG	TD
Josh Jacobs	17	62	3.6	10	0
Jimmy Garoppolo	2	7	3.5	7	0
TOTAL	19	69	3.6	10	0

RECEIVING	NO	YDS	AVG	LG	TD
Davante Adams	13	172	13.2	32t	2
Jakobi Meyers	7	85	12.1	18	0
Josh Jacobs	3	18	6.0	6	0
Hunter Renfrow	2	17	8.5	10	0
Ameer Abdullah	2	16	8.0	13	0
DeAndre Carter	1	16	16.0	16	0
TOTAL	28	324	11.6	32T	2

TOP DEFENSE	TOT	SOLO	AST	SCK	YDS	INT
Divine Deablo	8	4	4	0.0	0.0	0
Robert Spillane	7	6	1	0.0	0.0	0
Marcus Peters	6	5	1	0.0	0.0	0

FIELD GOALS	FGM/FGA	PERCENT	RESULTS
Daniel Carlson	1-1	100.0	26G
TOTAL	1-1	100.0	

Team Statistics

Steelers Raiders

First Downs	17	19
3rd-Down Eff. (Made/Att/Pct)	6/15/40%	4/13/31%
4th-Down Eff. (Made/Att/Pct)	0/0/0%	1/2/50%
Total Net Yards	333	362
Total Plays	60	67
Yards Per Play	5.6	5.4
Rushes/Net Yards	31/105	19/69
Net Passing	228	293
Pass Attempts/Completions	28/16	44/28
Had Intercepted	0	3
Sacked/Yards Lost	1/7	4/31
Punts/Average	6/53.8	5/52.4
Penalties/Yards	6/45	7/60
Fumbles/Lost	0/0	1/0
Possession Time	30:03	29:57



WEEK 2

Cleveland Browns 22, Pittsburgh Steelers 26
67,576 🌐 Acrisure Stadium 🌐 Sep 18, 2023



Cleveland Browns	3	11	8	0	—	22
Pittsburgh Steelers	7	9	3	7	—	26

SCORING DRIVES

TEAM	QTR	TIME	SCORING PLAY	CLE	PIT
Steelers	1	14:51	A.Highsmith 30 yd. interception return (C.Boswell kick)	0	7
Browns	1	08:46	D.Hopkins 43 yd. Field Goal (11-50, 6:05)	3	7
Browns	2	14:02	J.Ford 3 yd. pass from D.Watson (J.Ford run) (4-23, 1:06)	9	7
Steelers	2	09:11	C.Boswell 52 yd. Field Goal (4-5, 1:20)	11	10
Steelers	2	06:05	G.Pickens 71 yd. pass from K.Pickett (run failed) (4-82, 1:36)	11	16
Browns	2	00:22	D.Hopkins 55 yd. Field Goal (7-38, 2:24)	14	16
Steelers	3	11:47	C.Boswell 50 yd. Field Goal (9-44, 3:13)	14	19
Browns	3	10:01	P.Strong 1 yd. run (D.Watson run) (4-75, 1:46)	22	19
Steelers	4	06:58	T.Watt 16 yd. fumble return (C.Boswell kick)	22	26

CLEVELAND BROWNS

PASSING	ATT	CP	YDS	SK/YD	TD	LG	INT	RTG
Deshaun Watson	40	22	235	6/25	1	29	1	70.3
TOTAL	40	22	235	6/25	1	29	1	70.3

RUSHING	ATT	YDS	AVG	LG	TD
Jerome Ford	16	106	6.6	69	0
Nick Chubb	10	64	6.4	20	0
Deshaun Watson	6	22	3.7	12	0
Elijah Moore	1	5	5.0	5	0
Pierre Strong Jr.	2	1	0.5	1t	1
TOTAL	35	198	5.7	69	1

RECEIVING	NO	YDS	AVG	LG	TD
Amari Cooper	7	90	12.9	23	0
David Njoku	4	48	12.0	29	0
Elijah Moore	3	36	12.0	16	0
David Bell	3	27	9.0	14	0
Jerome Ford	3	25	8.3	14	1
Donovan Peoples-Jones	1	7	7.0	7	0
Jordan Akins	1	2	2.0	2	0
TOTAL	22	235	10.7	29	1

TOP DEFENSE	TOT	SOLO	AST	SCK	YDS	INT
Grant Delpit	6	4	2	0.0	0.0	1
Denzel Ward	5	5	0	0.0	0.0	0
Jeremiah Owusu-Koramoah	4	4	0	0.0	0.0	0

FIELD GOALS	FGM/FGA PERCENT	RESULTS
Dustin Hopkins	2-3 66.7	43G, 43WL, 55G
TOTAL	2-3 66.0	

PITTSBURGH STEELERS

PASSING	ATT	CP	YDS	SK/YD	TD	LG	INT	RTG
Kenny Pickett	30	15	222	2/22	1	71t	1	71.8
TOTAL	30	15	222	2/22	1	71T	1	71.8

RUSHING	ATT	YDS	AVG	LG	TD
Najee Harris	10	43	4.3	21	0
Jaylen Warren	6	20	3.3	8	0
Calvin Austin III	1	-2	-2.0	-2	0
Kenny Pickett	4	-6	-1.5	-1	0
TOTAL	21	55	2.6	21	0

RECEIVING	NO	YDS	AVG	LG	TD
George Pickens	4	127	31.8	71t	1
Jaylen Warren	4	66	16.5	30	0
Allen Robinson II	2	12	6.0	7	0
Calvin Austin III	1	10	10.0	10	0
Miles Boykin	1	5	5.0	5	0
Pat Freiermuth	1	2	2.0	2	0
Najee Harris	1	0	0.0	0	0
Gunner Olszewski	1	0	0.0	0	0
TOTAL	15	222	14.8	71T	1

TOP DEFENSE	TOT	SOLO	AST	SCK	YDS	INT
Kwon Alexander	9	8	1	0.0	0.0	0
Cole Holcomb	8	3	5	0.0	0.0	0
Alex Highsmith	7	5	2	1.0	4.0	1

FIELD GOALS	FGM/FGA PERCENT	RESULTS
Chris Boswell	2-2 100.0	52G, 50G
TOTAL	2-2 100.0	

Team Statistics

First Downs	20	9
3rd-Down Eff. (Made/Att/Pct)	5/16/31%	4/14/29%
4th-Down Eff. (Made/Att/Pct)	0/2/0%	0/0/0%
Total Net Yards	408	255
Total Plays	81	53
Yards Per Play	5.0	4.8
Rushes/Net Yards	35/198	21/55
Net Passing	210	200
Pass Attempts/Completions	40/22	30/15
Had Intercepted	1	1
Sacked/Yards Lost	6/25	2/22
Punts/Average	5/47.6	7/45.7
Penalties/Yards	8/81	5/31
Fumbles/Lost	4/3	1/1
Possession Time	35:28	24:32

Browns Steelers



30

WEEK 1

San Francisco 49ers 30, Pittsburgh Steelers 7
67,679 🏟️ Acrisure Stadium 🏟️ Sep 10, 2023



7

San Francisco 49ers	10	10	7	3	—	30
Pittsburgh Steelers	0	7	0	0	—	7

SCORING DRIVES

TEAM	QTR	TIME	SCORING PLAY	SF	PIT
49ers	1	09:29	B.Aiyuk 8 yd. pass from B.Purdy (J.Moody kick) (7-54, 3:46)	6	0
49ers	1	04:38	J.Moody 41 yd. Field Goal (6-25, 3:22)	10	0
49ers	2	13:30	B.Aiyuk 19 yd. pass from B.Purdy (J.Moody kick) (9-68, 4:35)	17	0
49ers	2	08:22	J.Moody 32 yd. Field Goal (7-37, 3:55)	20	0
Steelers	2	00:10	P.Freiermuth 3 yd. pass from K.Pickett (C.Boswell kick) (12-95, 1:25)	20	7
49ers	3	14:02	C.McCaffrey 65 yd. run (J.Moody kick) (2-75, 0:58)	27	7
49ers	4	05:30	J.Moody 40 yd. Field Goal (9-29, 4:38)	30	7

SAN FRANCISCO 49ERS

PASSING	ATT	CP	YDS	SK/YD	TD	LG	INT	RTG
Brook Purdy	29	19	220	3/17	2	23	0	111.3
TOTAL	29	19	220	3/17	2	23	0	111.3

RUSHING	ATT	YDS	AVG	LG	TD
Christian McCaffrey	22	152	6.9	65t	1
Brook Purdy	3	20	6.7	17	0
Elijah Mitchell	5	10	2.0	4	0
Deebo Samuel	2	8	4.0	5	0
Sam Darnold	2	-2	-1.0	-1	0
TOTAL	34	188	5.5	65T	1

RECEIVING	NO	YDS	AVG	LG	TD
Brandon Aiyuk	8	129	16.1	23	2
Deebo Samuel	5	55	11.0	22	0
George Kittle	3	19	6.3	11	0
Christian McCaffrey	3	17	5.7	7	0
TOTAL	19	220	11.6	23	2

TOP DEFENSE	TOT	SOLO	AST	SCK	YDS	INT
Deommodore Lenoir	10	8	2	0.0	0.0	0
Fred Warner	8	5	3	0.0	0.0	0
Dre Greenlaw	6	3	3	0.0	0.0	0

FIELD GOALS	FGM/FGA	PERCENT	RESULTS
Jake Moody	3-3	100.0	41G, 32G, 40G
TOTAL	3-3	100.0	

PITTSBURGH STEELERS

PASSING	ATT	CP	YDS	SK/YD	TD	LG	INT	RTG
Kenny Pickett	46	31	232	5/34	1	31	2	68.4
TOTAL	46	31	232	5/34	1	31	2	68.4

RUSHING	ATT	YDS	AVG	LG	TD
Najee Harris	6	31	5.2	24	0
Jaylen Warren	3	6	2.0	3	0
Kenny Pickett	1	4	4.0	4	0
TOTAL	10	41	4.1	24	0

RECEIVING	NO	YDS	AVG	LG	TD
Calvin Austin III	6	37	6.2	13	0
Allen Robinson II	5	64	12.8	31	0
George Pickens	5	36	7.2	9	0
Jaylen Warren	5	12	2.4	9	0
Diontae Johnson	3	48	16.0	26	0
Connor Heyward	2	19	9.5	11	0
Anthony McFarland Jr.	2	11	5.5	6	0
Najee Harris	2	2	1.0	4	0
Pat Freiermuth	1	3	3.0	3t	1
TOTAL	31	232	7.5	31	1

TOP DEFENSE	TOT	SOLO	AST	SCK	YDS	INT
Kwon Alexander	8	7	1	0.0	0.0	0
Elandon Roberts	8	6	2	0.0	0.0	0
Alex Highsmith	7	4	3	0.0	0.0	0

FIELD GOALS	FGM/FGA	PERCENT	RESULTS
	No Field Goals		

Team Statistics

First Downs	22	15
3rd-Down Eff. (Made/Att/Pct)	6/13/46%	5/15/33%
4th-Down Eff. (Made/Att/Pct)	1/1/100%	1/3/33%
Total Net Yards	391	239
Total Plays	66	61
Yards Per Play	5.9	3.9
Rushes/Net Yards	34/188	10/41
Net Passing	203	198
Pass Attempts/Completions	29/19	46/31
Had Intercepted	0	2
Sacked/Yards Lost	3/17	5/34
Punts/Average	3/44.7	6/42.3
Penalties/Yards	11/85	6/60
Fumbles/Lost	3/1	0/0
Possession Time	37:23	22:37

49ers Steelers

THE LAST TIME THE STEELERS/OPPONENT...

Overtime Game Won

By Steelers – Pittsburgh 23, Cincinnati 20, 09/11/22
By Opponent – Chicago 23, Pittsburgh 17, 09/24/17

Tie Game

Home – Pittsburgh 16, Detroit 16, 11/14/21
Away – Pittsburgh 21, at Cleveland 21, 09/09/18

Shutout

By Steelers – Pittsburgh 27, St. Louis 0, 12/24/11
By Opponent – Jacksonville 9, Pittsburgh 0, 09/18/06

Kickoff Returned for a TD

By Steelers – Juju Smith Schuster (96 yards) vs. Cleveland, 12/31/17
By Opponent – Jacoby Jones (108 yards) vs. Baltimore, 11/02/14

Punt Returned for a TD

By Steelers – **Diontae Johnson** (85 yards) vs. Arizona, 12/08/19
By Opponent – Desmond King II vs. L.A. Chargers, 12/12/18

Intercepted Pass Returned for a TD

By Steelers – **Alex Highsmith** (30 yards) vs. Cleveland, 09/18/23
By Opponent – Mike Hilton (24 yards) at Cincinnati, 11/28/21

Fumble Returned for a TD

By Steelers – **T.J. Watt** (16 yards) vs. Cleveland, 09/18/23
By Opponent – Denzel Ward (0 yards) at Cleveland, 09/22/22

Blocked Punt

By Steelers – **Miles Killebrew** vs. Baltimore, 10/08/23
By Opponent – Javorius Allen at Baltimore, 11/06/16

Blocked Punt for a TD

By Steelers – Ulysees Gilbert III (8 yards) at Buffalo, 09/12/21
By Opponent – Chris Moore (14 yards) at Baltimore, 11/06/16

Blocked Field Goal

By Steelers – **Cam Heyward** at Buffalo, 10/09/22
By Opponent – Calais Campbell vs. Baltimore, 12/11/22

Blocked Field Goal for a TD

By Steelers – Bob O'Neill (73 yards) vs. Chicago Cardinals, 10/13/57
By Opponent – Chris Moore (14 yards) at Baltimore, 11/06/16

Blocked PAT

By Steelers – **Patrick Peterson** vs. Green Bay, 11/12/23
By Opponent – Tyrone Crawford at Dallas, 11/08/20



Minkah Fitzpatrick Intercepted Pass for a TD 09/11/22 at Cincinnati

Safety Scored

By Steelers – vs. Baltimore (**Miles Killebrew** blocked punt out of endzone), 10/08/23
By Opponent – at Baltimore Ravens (Devlin Hodges called for intentional grounding in the endzone), 12/29/19

Two 100-Yard Rushers in Same Game

By Steelers – at Carolina (Le'Veon Bell 147, LeGarrette Blount 118), 09/21/14
By Opponent – None

200 Yards Rushing

By Steelers – Le'Veon Bell (236 yards) at Buffalo, 12/11/16
By Opponent – Dalvin Cook (205 yards) at Minnesota, 12/09/21

300 Yards Passing

By Steelers – **Kenny Pickett** (327 yards) at Cincinnati, 10/09/22
By Opponent – Jimmy Garoppolo (324 yards) at Las Vegas, 09/24/23

400 Yards Passing

By Steelers – Ben Roethlisberger (402 yards) at Denver, 11/25/18
By Opponent – Josh Allen (424 yards) at Buffalo, 10/09/22

500 Yards Passing

By Steelers – Ben Roethlisberger (506 yards) vs. Baltimore, 12/10/17
By Opponent – None

200 Yards Receiving

By Steelers – Markus Wheaton (201 yards) at Seattle, 11/29/15
By Opponent – A.J. Green (224 yards) at Cincinnati, 12/07/14

Four TD Passes

By Steelers – Ben Roethlisberger vs. Cincinnati, 11/15/20
By Opponent – Joe Burrow vs. Cincinnati, 11/20/22

Five TD Passes

By Steelers – Ben Roethlisberger vs. Carolina, 11/8/18
By Opponent – Russell Wilson at Seattle, 11/29/15

Six TD Passes

By Steelers – Ben Roethlisberger vs. Baltimore, 11/2/14
By Opponent – Patrick Mahomes vs. Kansas City, 9/16/18

Three TD Receptions

By Steelers – Chase Claypool vs. Philadelphia, 10/11/20
By Opponent – Samajie Perine vs. Cincinnati, 11/20/22

Four TD Receptions

By Steelers – Roy Jefferson vs. Atlanta, 11/3/68
By Opponent – Don Beebe at Buffalo, 9/8/91

Three TDs Rushing

By Steelers – Le'Veon Bell at Buffalo, 12/11/16
By Opponent – Arlen Harris vs. St. Louis, 10/26/03

Four Field Goals

By Steelers – Matthew Wright at Atlanta, 12/04/22
By Opponent – Justin Tucker vs. Baltimore, 09/30/18

Five Field Goals

By Steelers – **Chris Boswell** at Cincinnati, 10/22/17
By Opponent – Matt Prater at Detroit, 10/29/17

THE LAST TIME THE STEELERS/OPPONENT...

Six Field Goals

By Steelers – **Chris Boswell** at Cincinnati, 12/18/16
By Opponent – Todd Peterson vs. Seattle, 09/26/99

Three Interceptions

By Steelers – Darren Perry at Cleveland, 09/11/94
By Opponent – Dick Anderson (4) at Miami, 12/03/73

Four Interceptions

By Steelers – Jack Butler vs. Washington, 12/13/53
By Opponent – Dick Anderson at Miami, 12/03/73

Three Sacks

By Steelers – **T.J. Watt** vs. San Francisco, 09/10/23
By Opponent – Drake Jackson vs. San Francisco, 09/10/23

Four Sacks

By Steelers – **T.J. Watt** vs. Cleveland, 01/03/22
By Opponent – Alfred Williams vs. Cincinnati, 10/16/94

Five Sacks

By Steelers – Joe Greene at Houston, 12/10/72
By Opponent – None

Gained 500 Yards of Total Offense

By Steelers – 527 (75 rush, 452 pass) at Denver, 11/25/18
By Opponent – 552 (120 rush, 432 pass) at Buffalo, 10/09/22

Limited Team to Under 100 Yards of Total Offense

By Steelers – 98 (81 rush, 17 pass), 10/29/06 at Oakland
By Opponent – 53 (36 rush, 17 pass), 9/10/89 vs. Cleveland

Three Interceptions (TEAM)

By Steelers – at Las Vegas, 09/25/23
By Opponent – vs. Baltimore, 12/11/22

Four Interceptions (TEAM)

By Steelers – at Cincinnati, 09/11/22
By Opponent – vs. N.Y. Jets, 10/02/22

Five Interceptions (TEAM)

By Steelers: 12/05/93 vs. New England
By Opponent: 10/08/17 vs. Jacksonville

Five Takeaways (TEAM)

By Steelers – (5) at Cincinnati (4 INT, 1 FUM), 09/11/22
By Opponent – (5) vs. Buffalo (4 INT, 1 FUM), 12/15/19

Six Takeaways (TEAM)

By Steelers – (7) at Tennessee (3 INT, 4 FUM), 09/19/10
By Opponent – (6) at Cleveland (4 INT, 2 FUM), 09/09/18

Two 100-Yard Receivers in Same Game

By Steelers – at New Orleans (Brown 185, Smith-Schuster 115), 12/23/18
By Opponent – at Buffalo (Davis 171, Diggs 102), 10/09/22

100 Yards Rushing

By Steelers – vs. Arizona (31-130), 12/03/23
By Opponent – vs. Arizona (38-150), 12/03/23

200 Yards Rushing

By Steelers: vs. Green Bay (36-205), 11/12/23
By Opponent: vs. Baltimore (42-215), 12/11/22

100-Yard Rusher and 100-Yard Receiver

By Steelers – Denver (**Najee Harris** 122, Claypool 130), 10/10/2021
By Opponent – vs. San Francisco (McCaffrey 152, Aiyuk 129), 09/10/23

100-Yard Rusher and Two 100-Yard Receivers

By Steelers – at Cincinnati (Conner 111, Smith-Schuster 111, Brown 105), 10/07/18
By Opponent – at New England (Ridley 115, Gronkowski 143, Dobson 130), 11/03/13

100-Yard Rusher, 300-Yard Passer and 100-Yard Receiver

By Steelers – at Cleveland (Conner 135, Roethlisberger 335, Smith-Schuster 119), 09/09/18
By Opponent – vs. Dallas (Elliott 114, Prescott 319, Bryant 116), 01/13/16

100-Yard Rusher, 300-Yard Passer and Two 100-Yard Receivers

By Steelers – at Cincinnati (Conner 111, Smith-Schuster 111, Brown 105, Roethlisberger 369), 10/14/18
By Opponent – at New England (Ridley 115, Brady 432, Gronkowski 143, Dobson 130), 11/03/13

100-Yard Rusher and 300-Yard Passer

By Steelers – vs. Indianapolis (D. Williams 134, Roethlisberger 364), 12/06/15
By Opponent – at New England (Ridley 115, Brady 432), 11/03/13

100-Yard Receiver and 300-Yard Passer

By Steelers – vs. Cincinnati (**Najee Harris** 116, Roethlisberger 318), 09/26/21
By Opponent – at Houston (Collins 172, Stroud 324), 10/01/23

Two 100-Yard Receivers and 300-Yard Passer

By Steelers – at New Orleans (Brown 185, Smith-Schuster 115, Roethlisberger 462), 12/23/18
By Opponent – at Buffalo (Davis 171, Diggs 102, Allen 424), 10/09/22

100-Yard Rusher, 100-Yard Receiver, 200-Yard Receiver and 400-Yard Passer

By Steelers: vs. Atlanta (Zereoue 123, Burress 253, Ward 139, Maddox 473), 11/10/02
By Opponent – None

100-Yard Rusher, Two 100-Yard Receivers and 400-Yard Passer

By Steelers: vs. Atlanta (Zereoue 123, Burress 253, Ward 139, Maddox 473), 11/10/02
By Opponent: at New England (Ridley 115, Gronkowski 143, Dobson 130, Brady 432), 11/03/13

Three 100-Yard Receivers and 300-Yard Passer

By Steelers: vs. Chicago Cardinals (Orr 205, McClaire 139, Tracy 106, Layne 409), 12/13/58
By Opponent – at St. Louis (D. Williams 114, Conrad 133, Smith 105, Hart 353), 11/10/68

Three Rushing Touchdowns

By Steelers – at L.A. Rams (Pickett 1, Warren 1, Harris 1), 10/22/23
By Opponent – at Cincinnati (Mixon 2, Burrow 1), 11/28/21

Four Rushing Touchdowns

By Steelers – Detroit (Bettis 3, Roethlisberger 1), 01/01/06
By Opponent – at San Diego (McGee 2, Anderson 1, Spencer 1), 12/8/85

THE LAST TIME THE STEELERS/OPPONENT ...

Five Rushing Touchdowns

By Steelers – at Kansas City (Bettis 2, Stewart 2, Pegram 1), 11/03/96
 By Opponent – at Cleveland (Hanulak 3, Morrison 1, Reynolds 1), 12/12/54

Three Touchdown Passes

By Steelers – at L.A. Chargers (Roethlisberger 3), 11/21/21
 By Opponent – at L.A. Chargers (Herbert 3), 11/21/21

Four Touchdown Passes

By Steelers – vs. Cincinnati (Roethlisberger 4), 11/15/20
 By Opponent – vs. Cincinnati (Burrow 4), 11/20/22

Five Touchdown Passes

By Steelers – vs. Carolina (Roethlisberger 5), 11/08/18
 By Opponent – at Seattle (Wilson 5), 11/29/15

Six Touchdown Passes

By Steelers – vs. Baltimore (Roethlisberger 6), 11/02/14
 By Opponent – vs. Kansas City (Mahomes 6), 09/16/18

Six Sacks

By Steelers – vs. Cleveland (6-25), 09/18/23
 By Opponent – vs. New Orleans (6-37), 11/13/22

Seven Sacks

By Steelers – at Cincinnati (7-39), 9/11/22
 By Opponent – at Cleveland (8-60), 12/20/09

Eight or more Sacks

By Steelers – vs. Cleveland (9-46), 01/03/22
 By Opponent – at Cleveland (8-60), 12/20/09

Two Opponent Fumble Recoveries

By Steelers – vs. Jaguars (**Holcomb 1, Neal 1**), 10/29/23
 By Opponent – at New Orleans (Okafor 1, Davis 1), 12/23/18

Three Opponent Fumble Recoveries

By Steelers – vs. Cleveland (**Kazee 1, Ogunjobi 1, Watt 1**), 09/18/23
 By Opponent – at Cleveland (Schobert 2, Peppers 1), 9/9/18

Shutout on Road

By Steelers – at Cleveland (41-0), 12/24/05
 By Opponent – at Baltimore (0-27), 11/26/06

Shutout at Home

By Steelers – vs. St. Louis (27-0), 12/24/11
 By Opponent – vs. Baltimore (0-16), 9/3/00

Overtime Win away from Pittsburgh

By Steelers – at Cincinnati (23-20), 9/11/22
 By Opponent – at Dallas (27-24), 12/16/12

Overtime Win in Pittsburgh

By Steelers – vs. Seattle (23-20), 10/17/21
 By Opponent – vs. Baltimore (23-20), 10/1/15

40 Points

By Steelers – vs. Atlanta (41-17), 10/17/18
 By Opponent – at Cincinnati (41-10), 11/28/21

50 Points

By Steelers – vs. Carolina (52-21), 11/8/18
 By Opponent – at New England (55-31), 11/3/13

Two-Point Conversion

By Steelers – vs. Cleveland (**Pickett - Johnson** pass), 1/8/23
 By Opponent – vs. Jaguars (Etienne run), 10/29/23

Missed Point-After-Touchdown Attempt

By Steelers – vs. Chicago (**Chris Boswell** missed kick), 11/8/21
 By Opponent – at L.A. Rams (Brett Maher missed kick), 10/22/23