



**Steelers vs. 49ers**

Sunday, Sept. 10

1 p.m. ET

Pittsburgh, PA

Acrisure Stadium



PITTSBURGH STEELERS COMMUNICATIONS

Burt Lauten - Senior Director of Communications  
 Michael Bertsch - Communications Manager  
 Angela Tegnella - Communications Coordinator  
 MacKaiya Cherry - Communications Assistant/Social Media  
 KeShawne Perkins - Communications Intern



UPMC ROONEY SPORTS COMPLEX

PITTSBURGH STEELERS

3400 South Water Street • Pittsburgh, PA 15203  
 412-432-7820

PITTSBURGH STEELERS GAME RELEASE WEEK 1

SAN FRANCISCO 49ERS

GAME INFORMATION	
Sunday, Sept. 10 1 p.m. ET	Acrisure Stadium Pittsburgh, PA Capacity 68,400 // Natural Grass
FOX Locally WPGH-TV	Joe Davis (play-by-play) Daryl Johnston (analysis) Pam Oliver (field reporter)
Steelers Radio Network (48 affiliates) 102.5 WDVE-FM (Pittsburgh) 970 WBGG-AM (Pittsburgh)	Bill Hillgrove (play-by-play) Craig Wolfley (analysis) Max Starks (field reporter) Missi Matthews (field reporter)
Compass Media Networks	Chris Carrino (play-by-play) Brian Baldinger (analysis)

THE SERIES	
<b>All-Time</b>	49ers lead, 12-10 Last: 49ers Win, 24-20 (Sept. 22, 2019)
<b>Home</b>	49ers lead, 6-5 Last: Steelers Win, 43-18 (Sept. 20, 2015)
<b>Away</b>	49ers lead, 6-5 Last: 49ers Win, 24-20 (Sept. 22, 2019)
<b>Playoffs</b>	-- --

THE COACHES				
	Head Coach	At Franchise	Overall	vs. Opp
<b>Steelers</b>	Mike Tomlin	163-93-2 (17)	163-93-2 (17)	2-2
<b>49ers</b>	Kyle Shanahan	52-46 (7)	52-46 (7)	1-0

COMMUNICATIONS STAFF		
<b>Senior Director of Communications</b>	Burt Lauten	lautenb@steelers.nfl.com 412-432-7821
<b>Communications Manager</b>	Michael Bertsch	bertschm@steelers.nfl.com 412-432-7822
<b>Communications Coordinator</b>	Angela Tegnella	tegnella@steelers.nfl.com 412-432-7820
<b>Communications Assistant/Social Media</b>	MacKaiya Cherry	cherry@steelers.nfl.com 412-432-7893
<b>Communications Intern</b>	KeShawne Perkins	perkinsk@steelers.nfl.com 412-432-7800 x6019

2023 REGULAR SEASON SCHEDULE (0-0)				
Day	Date	Opponent	TV	Time/Result
Sun.	Sept. 10	San Francisco	FOX	1 p.m.
Mon.	Sept. 18	Cleveland	FOX	8:15 p.m.
Sun.	Sept. 24	at Las Vegas	NBC	8:20 p.m.
Sun.	Oct. 1	at Houston	NBC	1 p.m.
Sun.	Oct. 8	Baltimore	NBC	1 p.m.
BYE WEEK				
Sun.	Oct. 22	at L.A. Rams	FOX	4:05 p.m.
Sun.	Oct. 29	Jacksonville	NBC	1 p.m.
Thur.	Nov. 2	Tennessee	NBC	8:15 p.m.
Sun.	Nov. 12	Green Bay	NBC	1 p.m.
Sun.	Nov. 19	at Cleveland	NBC	1 p.m.
Sun.	Nov. 26	at Cincinnati	NBC	1 p.m.
Sun.	Dec. 3	Arizona	NBC	1 p.m.
Thur.	Dec. 7	New England	NBC	8:15 p.m.
TBD	TBD	at Indianapolis		TBD
Sat.	Dec. 23	Cincinnati	NBC	4:30 p.m.
Sun.	Dec. 31	at Seattle	FOX	4:05 p.m.
TBD	TBD	at Baltimore		TBD

**\*\*Times and TV network may change due to flexible scheduling**  
 NOTE: All times are Eastern  
 Home games in **BOLD**

2023 POSTSEASON SCHEDULE		
Day	Date	Game
Sat.-Mon.	Jan. 13-15	Wildcard Playoff Games
Sat.-Sun.	Jan. 20-21	Divisional Playoff Games
Sun.	Jan. 28	Conference Championships
Sun.	Feb. 11	Super Bowl LVIII (Allegiant Stadium; Las Vegas, NV)

**@STEELERSPRDEPT**  
 The Steelers Communications Department has created a Twitter account – @SteelersPRDept – for media to follow for news and information relating to the team. The department’s Twitter account is the primary platform for how the team disseminates news and information including press releases, media advisories, practice and media availability times and more.

WHAT'S INSIDE							
3	Countdown to Kickoff	50-53	Roster Information	241	Big Returns/Opp. Big Returns	267-268	Turnover Chart
4-5	Season Openers	54	How the Steelers Were Built	242-244	Drive Charts	269-270	Ind. GBG (Passing)
6-7	Home Openers	55	Depth Chart	245	Opening Drives	271-272	Ind. GBG (Rushing)
8-11	Series History	56	Transactions	246-247	Drive Production/Opp. (GBG)	273-274	Ind. GBG (Receiving)
12	Covering The Steelers	57-228	Player Pages	248-249	Scoring Drives/Opp.	275-277	Ind. GBG (Defense)
13-18	Team Notes	229-230	Results/Individual Statistics	250-251	Longest Drives/Opp.	278	Ind. GBG (Fumble Returns)
18	Team Offense Notes	231	Special Teams Tackles	252-253	Red-Zone Efficiency	279	Ind. GBG (Int. Returns)
19-26	Individual Offense Notes	232	Game-by-Game Starters	254	Yards Gained by Down	280-281	Ind. GBG (Special Teams)
26-31	Team Defense Notes	233	Participation	255	Third Down Efficiency/Opp.	282	Ind. GBG (Punting)
31-39	Individual Defense Notes	234-235	Individual Game Highs	256	Fourth Down Efficiency/Opp.	283	Ind. GBG (Field Goals)
40-41	Special Teams Notes	236	Big Yardage Games	257-261	Defensive Summaries	284	Ind. GBG (Kickoff Returns)
42-46	Mike Tomlin Notes	237	Big Pass Plays (20+)	262	Defensive Stats (GBG)	285	Ind. GBG (Punt Returns)
47	Mike Tomlin's Record When	238	Big Run Plays (10+)	263	Team Rankings	286-302	Game Summaries
48	NFL Standings	239	Big Plays (GBG)	264	NFL Rankings	303-305	The Last Time
49	Steelers Record When...	240	Opp. Big Plays (GBG)	265-266	Offense/Defense (GBG)		

COUNTDOWN TO KICKOFF	
1982	The Steelers rank in the top three in sacks dating back to the start of every season since 1982 (except 2021).
504	Pittsburgh recorded its 500th regular-season win since the 1970 AFL-NFL merger in Week 13 of 2022. The Steelers are 504-318-4 (.613) during the regular season since the 1970 AFL-NFL merger. Pittsburgh's 504 victories since the 1970 AFL-NFL merger are the most in the NFL.
430	RB <b>Najee Harris</b> opened his NFL career with 430 regular-season scrimmage touches (347 rushes and 83 receptions) without a fumble, which was the seventh-most scrimmage touches (sixth among RBs) without a fumble to open a career in NFL history.
428	RB <b>Najee Harris</b> opened his NFL career with 428 regular-season rushes without a fumble, which is the fifth-most rushes without a fumble to open a career in NFL history.
340	WR <b>Diontae Johnson</b> has played in 64 career games for the Steelers. He has registered 340 catches for 3,646 yards and 20 TDs. His 340 receptions are tied for the most by a player in franchise history and tied for 13th-most in NFL history over their first 64 career games.
301	Pittsburgh has the third-best regular-season record in the NFL during the free agency era (since 1993) with a 301-178-3 (.628) mark. The Steelers are one of three teams (New England, 321; Green Bay, 305) with at least 300 regular-season wins since 1993.
300+	Pittsburgh has allowed 300+ passing yards in a game six times since the start of the 2019 season, which is the second-fewest in the NFL.
300	WR <b>Diontae Johnson</b> reached 300 career receptions in his 56th game in the NFL, which was the fewest games needed to reach 300 receptions in franchise history and tied for the 11th-fewest in NFL history.
250	<b>Mike Tomlin</b> became the 24th, and fourth active, head coach in NFL history to coach in 250 regular-season games. He also became the sixth head coach to coach in 250 regular-season games with one franchise since the 1970 AFL-NFL merger.
160	<b>Mike Tomlin</b> is the 17th head coach in NFL history to reach 160 career wins. He registered 160 victories in 255 games coached, which is the fifth-fewest games coached in League history to reach 160 wins.
157	<b>Mike Tomlin</b> recorded 157 regular-season victories in his first 250 career games coached, which are the most by a head coach in their first 250 career games since the 1970 AFL-NFL merger and fourth-most by a head coach in NFL history.
145.8	Pittsburgh averaged 145.8 yards rushing/game after Week 8 of 2022, which was the seventh-best in the League over the span.
123	TE <b>Pat Freiermuth's</b> 123 receptions are the most by a TE in franchise history and tied for 14th-most in NFL history over 32 career games.
110	Pittsburgh has 110 takeaways in the regular season since the start of the 2019 campaign, which is the second-most in the NFL in that span.
78.5	DT <b>Cameron Heyward's</b> 78.5 career sacks are the most by a Steelers' defensive lineman since 1982, second-most in franchise history and third-most by an active NFL defensive tackle.
77.5	LB <b>T.J. Watt's</b> 77.5 career sacks are the third-most in franchise history and third-most in NFL history over a player's first six seasons in the NFL. The 77.5 sacks are also the second-most over a player's first 87 career regular-season games in NFL history.
75.0	LB <b>T.J. Watt</b> became the third-fastest player to reach 75.0 NFL sacks since 1982 (Reggie White, 65 games; J.J. Watt, 83 games and T.J. Watt, 84 games).
75	TE <b>Pat Freiermuth</b> is one of four tight ends in the League in 2022 with at least five games of at least 75 yards receiving.
42	Pittsburgh's 42 victories in one-score games are the most in the NFL since the start of the 2017 season. The Steelers' .662 (42-21-2) winning percentage in one-score games is the highest in the NFL since the start of the 2017 season (min. 40 games).
24	Pittsburgh captured the 2020 AFC North title, which marked the franchise's 24th overall division title, and ninth since 2002. The Steelers earned a division title for the 24th time since the 1970 AFL-NFL merger – the most division crowns by an NFL team in that span.

COUNTDOWN TO KICKOFF	
22	S <b>Minkah Fitzpatrick's</b> 22 total takeaways (17 interceptions and five fumble recoveries) are tied for the second-most in the NFL since the start of the 2019 season.
22	Pittsburgh's 22 victories in one-score games are the second-most in the NFL since the start of the 2020 season. The Steelers' .703 (22-9-1) winning percentage in one-score games is the second-highest in the NFL since the start of the 2020 season (min. 25 games).
19	Pittsburgh has recorded 19 consecutive seasons with a .500 record or better, which is the longest active streak in the NFL and the longest streak in team history (previous record was 13, 1972-1984).
17.5	LB <b>Alex Highsmith</b> has recorded 17.5 sacks in his last 20 games, which dates back to Week 16 of the 2021 season. His 17.5 sacks are tied for the second-most in the NFL over the span.
14.5	LB <b>Alex Highsmith</b> registered 14.5 sacks in 2022, which was tied for the sixth-most in the NFL. The 14.5 sacks were also tied for the fifth-most in single-season franchise history.
10+	The Steelers have won four games when trailing at halftime by 10+ points since the start of the 2020 season, which is the most in the NFL.
9	Pittsburgh has won nine games when trailing at halftime since the start of the 2020 season, which is the third-most in the NFL.
8	The Steelers have won eight games when trailing at the end of the third quarter since the start of 2020, which is the most in the NFL.
7.0+	DT <b>Cameron Heyward</b> has registered at least 7.0 sacks in a season six different times in his career, which is tied for the seventh-most by a defensive tackle since 1982.
5	LB <b>Alex Highsmith</b> recorded five forced fumbles in 2022, which was tied for the most in the League.
5	<b>Mike Tomlin</b> is one of five active NFL head coaches to defeat at least 31 current NFL franchises (lone exception is Pittsburgh).
5	LB <b>Alex Highsmith</b> has recorded five strip sacks in his last 20 games, which dates back to Week 16 of the 2021 season. His five strip sacks are tied for the most in the NFL over the span.
4	DT <b>Cameron Heyward</b> was selected as a defensive captain for the ninth consecutive year (2015-23). Only three players in franchise history have been selected captain more than Heyward -- Ben Roethlisberger (13), Sam Davis (11) and Andy Russell (10).
4TH	S <b>Minkah Fitzpatrick</b> became the fourth player in NFL history with an interception return for TD in four of his first five seasons, joining Nate Clements, Pro Football Hall of Famer Ken Houston and Deion Jones.
3RD	S <b>Minkah Fitzpatrick's</b> five defensive TDs rank tied for third in the NFL among active players.
3	RB <b>Najee Harris</b> is one of three RBs in the NFL with 1,900+ rushing yards and 600+ receiving yards since the start of the 2021 season.
2	LB <b>T.J. Watt</b> is one of two players since 1982 to register 75.0+ sacks and 13+ takeaways in their first 100 career games (Watt has played in 87 games). His brother, J.J., had 87.5 sacks and 14 takeaways in his first 100 games.
1	LB <b>T.J. Watt</b> is the only player since 1982 with 75.0+ sacks and 6+ interceptions in his first six NFL seasons. He is also the only player to accomplish the feat in their first 100 games (he did it in 84 games).
1	QB <b>Kenny Pickett</b> did not throw an interception in seven of his last eight starts of the 2022 season. His one interception after Week 10 was the second-fewest in the League among quarterbacks that started at least eight games over the span.
1ST	LB <b>T.J. Watt</b> is off to a record-setting pace for sacks to open his NFL career. He has averaged 0.90 sacks/game since entering the League back in 2017, which is the best in NFL history (min. 80 games played).
1ST	QB <b>Kenny Pickett</b> was the first rookie quarterback since the 1970 AFL-NFL merger to win four or more games (as starter) and throw fewer than two interceptions over the course of November and December (2022).
1ST	<b>Mike Tomlin</b> is the first head coach in NFL history to lead his team to a .500-or-better record in each of his first 16 career seasons and can surpass George Halas (16, 1933-51) for the third-longest such streak for a coach at any point in his career in NFL history.

## RESULTS

47-38-5 (Home: 31-18-3, Road: 16-20-2)

Date	Opponent	Steelers	Opponent	Result
09/11/2022	at Cincinnati	23	20	W [ot]
09/12/2021	at Buffalo	23	16	W
09/14/2020	at N.Y. Giants	26	16	W
09/08/2019	at New England	3	33	L
09/09/2018	at Cleveland	21	21	T
09/10/2017	at Cleveland	21	18	W
09/12/2016	at Washington	38	16	W
09/10/2015	at New England	21	28	L
09/07/2014	Cleveland	30	27	W
09/08/2013	Tennessee	9	16	L
09/09/2012	at Denver	19	31	L
09/11/2011	at Baltimore	7	35	L
09/12/2010	Atlanta	15	9	W [ot]
09/10/2009	Tennessee	13	10	W [ot]
09/07/2008	Houston	38	17	W
09/09/2007	at Cleveland	34	7	W
09/07/2006	Miami	28	17	W
09/11/2005	Tennessee	34	7	W
09/12/2004	Oakland	24	21	W
09/07/2003	Baltimore	34	15	W
09/09/2002	at New England	14	30	L
09/09/2001	at Jacksonville	3	21	L
09/03/2000	Baltimore	0	16	L
09/12/1999	at Cleveland	43	0	W
09/06/1998	at Baltimore	20	13	W
8/31/1997	Dallas	7	37	L
09/01/1996	at Jacksonville	9	24	L
09/03/1995	Detroit	23	20	W
09/04/1994	Dallas	9	26	L
09/05/1993	San Francisco	13	24	L
09/06/1992	at Houston	29	24	W
09/01/1991	San Diego	26	20	W
09/09/1990	at Cleveland	3	13	L
09/10/1989	Cleveland	0	51	L
09/04/1988	Dallas	24	21	W
09/13/1987	San Francisco	30	17	W
09/07/1986	at Seattle	0	30	L
09/08/1985	Indianapolis	45	3	W
09/02/1984	Kansas City	27	37	L
09/04/1983	Denver	10	14	L
09/13/1982	at Dallas	36	28	W
09/06/1981	Kansas City	33	37	L
09/07/1980	Houston	31	17	W
09/03/1979	at New England	16	13	W [ot]
09/03/1978	at Buffalo	28	17	W
09/19/1977	San Francisco	27	0	W
09/12/1976	at Oakland	28	31	L
09/21/1975	at San Diego	37	0	W
09/15/1974	Baltimore	30	0	W
09/16/1973	Detroit	24	10	W
09/17/1972	Oakland	34	28	W
09/19/1971	at Chicago	15	17	L
09/20/1970	Houston	7	19	L
09/21/1969	Detroit	16	13	W
09/15/1968	N.Y. Giants	20	34	L
09/17/1967	Chicago	41	13	W
09/11/1966	N.Y. Giants	34	34	T

## RESULTS

47-38-5 (Home: 31-18-3, Road: 16-20-2)

Date	Opponent	Steelers	Opponent	Result
09/19/1965	Green Bay	9	41	L
09/13/1964	L.A. Rams	14	26	L
09/15/1963	at Philadelphia	21	21	T
09/16/1962	at Detroit	7	45	L
09/17/1961	at Dallas	24	27	L
09/24/1960	at Dallas	35	28	W
09/26/1959	Cleveland	17	7	W
09/28/1958	at San Francisco	20	23	L
09/29/1957	Washington	28	7	W
09/30/1956	Washington	30	13	W
09/26/1955	Chicago Cards	14	7	W
09/26/1954	at Green Bay	21	20	W
09/27/1953	at Detroit	21	38	L
09/28/1952	Philadelphia	25	31	L
10/01/1951	N.Y. Giants	13	13	T
09/17/1950	N.Y. Giants	7	18	L
09/25/1949	N.Y. Giants	28	7	W
09/26/1948	at Washington	14	17	L
09/21/1947	Detroit	17	10	W
09/20/1946	Chicago Cards	14	7	W
09/25/1945	at Boston	7	28	L
09/24/1944	Cleveland	28	30	L
10/02/1943	Brooklyn	17	0	W
09/13/1942	Philadelphia	14	24	L
09/07/1941	at Cleveland	14	17	L
09/08/1940	Chicago Cards	7	7	T
09/14/1939	at Brooklyn	7	12	L
09/09/1938	at Detroit	7	16	L
09/05/1937	Philadelphia	27	14	W
09/13/1936	Boston	10	0	W
09/13/1935	at Philadelphia	17	7	W
09/09/1934	Cincinnati	13	0	W
09/20/1933	New York	2	23	L

## KICKOFF WEEKEND

- Pittsburgh owns a 47-38-5 (.550) all-time record on Kickoff Weekend, including a 31-18-3 (.625) mark on the road.
- The Steelers opened eight consecutive seasons (2015-22) away from Acrisure Stadium. Pittsburgh was 4-2-1 (.643) in those previous seven season openers.
- Pittsburgh is opening the season at home for the first time since Sept. 7, 2014, when they defeated Cleveland, 30-27.
- The Steelers and San Francisco have met four times on Kickoff Weekend. Pittsburgh won, 30-17, on Sept. 13, 1987, and 27-0 on Sept. 19, 1977. The 49ers won, 24-13, on Sept. 5, 1993, and 23-20 on Sept. 28, 1958 (in San Francisco).
- Pittsburgh owns a 2-4 (.333) record against NFC West foes on Kickoff weekend.
- Since 1960, Pittsburgh is 14-2-1 (.853) on Kickoff Weekend when a Steelers running back rushes for 100 yards or more.
- The Steelers are 16-1-1 (.917) when they score 30+ points on Kickoff Weekend.
- Pittsburgh's 31 victories on Kickoff Weekend are tied for the fourth-most in the NFL and third-most among AFC teams.

## MOST KICKOFF WEEKEND WINS SINCE 1970 AFL-NFL MERGER

RANK	TEAM	WINS
1.	Denver Broncos	35
2.	Dallas Cowboys	33
3.	New England Patriots	32
4.	Pittsburgh Steelers	31
	Minnesota Vikings	31



## SUPERLATIVES

Passing Yards		
365	Ben Roethlisberger	2014 vs. CLE (W, 30-17)
363	Ben Roethlisberger	2009 vs. TEN (W, 13-10)
351	Ben Roethlisberger	2015 at NE (L, 28-21)
Pass Completions		
33	Ben Roethlisberger	2009 vs. TEN (W, 13-10)
27	Ben Roethlisberger	2019 at NE (L, 3-33)
	Ben Roethlisberger	2016 at WAS (W, 38-16)
	Jim Finks	1954 at GB (W, 21-20)
Pass Attempts		
47	Ben Roethlisberger	2019 at NE (L, 3-33)
43	Ben Roethlisberger	2009 vs. TEN (W, 13-10)
41	Ben Roethlisberger	2018 at CLE (T, 21-21)
	Ben Roethlisberger	2011 at BAL (L, 35-37)
Passing Touchdowns		
5	Mark Malone	1985 vs. IND (W, 45-3)
4	Ben Roethlisberger	2007 at CLE (W, 34-7)
	Bobby Layne	1960 at DAL (W, 35-28)
Long Pass		
87t	Charlie Batch	2006 vs. MIA (W, 28-17)
67	Ben Roethlisberger	2018 at CLE (T, 21-21)
63t	Ben Roethlisberger	2005 vs. TEN (W, 34-7)
Rushes		
31	James Conner	2018 at CLE (T, 21-21)
29	Willie Parker	2006 vs. MIA (W, 28-17)
27	Franco Harris	1978 at BUF (W, 28-17)
	Franco Harris	1977 vs. SF (W, 27-0)
	Willie Parker	2007 at CLE (W, 34-7)
Rushing Yards		
161	Willie Parker	2005 vs. TEN (W, 34-7)
143	DeAngelo Williams	2016 at WAS (W, 38-16)
138	Willie Parker	2008 vs. HOU (W, 38-17)
Rushing Touchdowns		
3	Willie Parker	2008 vs. HOU (W, 38-17)
3	Jerome Bettis	2004 vs. OAK (W, 24-21)
2	10 times	Last: James Conner 2018 at CLE (T, 21-21)

## SUPERLATIVES

Long Rush		
50t	Rashard Mendenhall	2010 vs. ATL (W, 15-9)
48	Richard Huntley	1998 at BLT (W, 20-13)
45	Willie Parker	2005 vs. TEN (W, 34-7)
Receptions		
11	Antonio Brown	2017 at CLE (W, 21-18)
9	Five times	Last: Antonio Brown 2018 at CLE (T, 21-21)
Receiving Yards		
183	Louis Lipps	1984 vs. KC (L, 37-27)
182	Antonio Brown	2017 at CLE (W, 21-18)
167	John Stallworth	1984 vs. KC (L, 37-27)
Receiving Touchdowns		
3	Louis Lipps	1985 vs. IND (W, 45-3)
2	10 times	Last: Juju Smith-Schuster 2020 at NYG (W, 26-16)
Long Reception		
87t	Heath Miller	2006 vs. MIA (W, 28-17)
67	Juju Smith-Schuster	2018 at CLE (T, 21-21)
63t	Antwaan Randle El	2005 vs. TEN (W, 34-7)
Yards From Scrimmage		
209	Willie Parker	2005 vs. TEN (W, 34-7)
197	Le'Veon Bell	2014 vs. CLE (W, 30-27)
192	James Conner	2018 at CLE (T, 21-21)
Points Scored		
45	1985 vs. IND (W, 45-3)	
43	1999 at CLE (W, 43-0)	
41	1967 vs. CHI (W, 41-13)	
Fewest Points Allowed		
0	Six times	Last: 1999 at CLE (W, 43-0)
3	1985 vs. IND (W, 45-3)	

## RESULTS

Overall: 51-36-3   Acrisure Stadium: 16-6				
Date	Opponent	Steelers	Opponent	Result
09/18/2022	New England	14	17	L
09/19/2021	Las Vegas	17	26	L
09/20/2020	Denver	26	21	W
09/15/2019	Seattle	26	28	L
09/16/2018	Kansas City	37	42	L
09/17/2017	Minnesota	26	9	W
09/18/2016	Cincinnati	24	16	W
09/20/2015	San Francisco	43	18	W
09/07/2014	Cleveland	30	27	W
09/08/2013	Tennessee	9	16	L
09/16/2012	N.Y. Jets	27	10	W
09/18/2011	Seattle	24	0	W
09/12/2010	Atlanta	15	9	W [ot]
09/10/2009	Tennessee	13	10	W [ot]
09/07/2008	Houston	38	17	W
09/16/2007	Buffalo	26	3	W
09/07/2006	Miami	28	17	W
09/11/2005	Tennessee	34	7	W
09/12/2004	Oakland	24	21	W
09/07/2003	Baltimore	34	15	W
09/15/2002	Oakland	17	30	L
10/07/2001	Cincinnati	16	7	W
09/03/2000	Baltimore	0	16	L
09/26/1999	Seattle	10	29	L
09/13/1998	Chicago	17	12	W
08/31/1997	Dallas	7	37	L
09/08/1996	Baltimore	31	17	W
09/03/1995	Detroit	23	20	W
09/04/1994	Dallas	9	26	L
09/05/1993	San Francisco	13	24	L
09/13/1992	N.Y. Jets	27	10	W
09/01/1991	San Diego	26	20	W
09/16/1990	Houston	20	9	W
09/10/1989	Cleveland	0	51	L
09/04/1988	Dallas	24	21	W
09/13/1987	San Francisco	30	17	W
09/15/1986	Denver	10	21	L
09/08/1985	Indianapolis	45	3	W
09/02/1984	Kansas City	27	37	L
09/04/1983	Denver	10	14	L
09/19/1982	Cincinnati	26	20	W [ot]
09/06/1981	Kansas City	33	37	L
09/07/1980	Houston	31	17	W
09/09/1979	Houston	38	7	W
09/10/1978	Seattle	21	10	W

## RESULTS

Overall: 51-36-3   Acrisure Stadium: 16-6				
Date	Opponent	Steelers	Opponent	Result
09/19/1977	San Francisco	27	0	W
09/19/1976	Cleveland	31	14	W
09/28/1975	Buffalo	21	30	L
09/15/1974	Baltimore	30	0	W
09/16/1973	Detroit	24	10	W
09/17/1972	Oakland	34	28	W
09/26/1971	Cincinnati	21	10	W
09/20/1970	Houston	7	19	L
09/21/1969	Detroit	16	13	W
09/15/1968	N.Y. Giants	20	34	L
09/17/1967	Chicago	41	13	W
09/11/1966	N.Y. Giants	34	34	T
09/19/1965	Green Bay	9	41	L
09/13/1964	L.A. Rams	14	26	L
09/22/1963	N.Y. Giants	31	0	W
09/30/1962	N.Y. Giants	27	31	L
09/24/1961	N.Y. Giants	14	17	L
10/09/1960	N.Y. Giants	17	19	L
09/26/1959	Cleveland	17	7	W
10/05/1958	Cleveland	12	45	L
09/29/1957	Washington	28	7	W
09/30/1956	Washington	30	13	W
09/26/1955	Chicago Cards	14	7	W
10/02/1954	Washington	37	7	W
10/03/1953	New York	24	14	W
09/28/1952	Philadelphia	25	31	L
10/01/1951	New York	13	13	T
09/17/1950	New York	7	18	L
09/25/1949	N.Y. Giants	28	7	W
10/03/1948	Boston	24	14	W
09/21/1947	Detroit	17	10	W
09/20/1946	Chicago Cards	14	7	W
10/07/1945	New York	6	34	L
09/24/1944	Cleveland	28	30	L
10/02/1943	Brooklyn	17	0	W
09/13/1942	Philadelphia	14	24	L
09/21/1941	Philadelphia	7	10	L
09/08/1940	Chicago Cards	7	7	T
09/24/1939	Chicago Cards	0	10	L
09/11/1938	New York	14	27	L
09/05/1937	Philadelphia	27	14	W
09/13/1936	Boston	10	0	W
09/22/1935	New York	7	42	L
09/09/1934	Cincinnati	13	0	W
09/20/1933	New York	2	23	L

## HOME OPENER

- Pittsburgh owns a 51-36-3 (.583) record in home openers, including an 11-5 (.688) mark under head coach **Mike Tomlin**.
- The Steelers have played host to San Francisco for their home opener on four previous occasions. Pittsburgh has won three of those four previous meetings (Sept. 20, 2015, W, 43-18; Sept. 5, 1993, L, 24-13; Sept. 13, 1987, W, 30-17; Sept. 19, 1977, W, 27-0).
- Pittsburgh owns a 4-4 (.500) record against NFC West foes in home openers.
- The Steelers lost to New England, 17-14, in their 2022 regular-season home opener.
- Pittsburgh lost to Las Vegas, 26-17, in its 2021 regular-season home opener.
- The Steelers defeated Denver, 26-21, in their 2020 regular-season home opener.

- Since Acrisure Stadium opened in 2001, the Steelers are 16-6 (.727) in their first home game of the season.

## SUPERLATIVES (ACRISURE STADIUM)

Passing Yards		
452	Ben Roethlisberger	2018 vs. KC (L, 37-42)
369	Ben Roethlisberger	2015 vs. SF (W, 43-18)
365	Ben Roethlisberger	2014 vs. CLE (W, 30-27)
Pass Completions		
39	Ben Roethlisberger	2018 vs. KC (L, 37-42)
33	Ben Roethlisberger	2009 vs. TEN (W, 13-10)
23	Ben Roethlisberger	2014 vs. CLE (W, 30-27)
23	Ben Roethlisberger	2017 vs. MIN (W, 26-9)
Pass Attempts		
60	Ben Roethlisberger	2018 vs. KC (L, 37-42)
43	Ben Roethlisberger	2009 vs. TEN (W, 13-10)
40	Ben Roethlisberger	2021 vs. LV (L, 26-17)
Passing Touchdowns		
3	Ben Roethlisberger	2018 vs. KC (L, 37-42)
3	Ben Roethlisberger	2015 vs. SF (W, 43-18)
3	Tommy Maddox	2003 vs. BAL (W, 34-15)
Rushing Yards		
161	Willie Parker	2005 vs. TEN (W, 34-7)
153	Jerome Bettis	2001 vs. CIN (W, 16-7)
138	Willie Parker	2008 vs. HOU (W, 38-17)
Rushing Touchdowns		
3	DeAngelo Williams	2015 vs. SF (W, 43-18)
3	Willie Parker	2008 vs. HOU (W, 38-17)
3	Jerome Bettis	2004 vs. OAK (W, 24-21)
Receptions		
13	Juju Smith-Schuster	2018 vs. KC (L, 37-42)
9	Diontae Johnson	2021 vs. LV (L, 26-17)
9	Antonio Brown	2018 vs. KC (L, 37-42)
9	Santonio Holmes	2009 vs. TEN (W, 13-10)
9	Hines Ward	2003 vs. BAL (W, 34-15)

## SUPERLATIVES (ACRISURE STADIUM)

Receiving Yards		
195	Antonio Brown	2015 vs. SF (W, 43-18)
138	Jesse James	2018 vs. KC (L, 37-42)
131	Santonio Holmes	2009 vs. TEN (W, 13-10)
Receiving Touchdowns		
2	Hines Ward	2008 vs. HOU (W, 38-17)
2	Hines Ward	2002 vs. OAK (L, 17-30)
2	Hines Ward	2003 vs. BAL (W, 34-15)
Yards From Scrimmage		
209	Willie Parker	2005 vs. TEN (W, 34-7)
197	Le'veon Bell	2014 vs. CLE (W, 30-27)
195	Antonio Brown	2015 vs. SF (W, 43-18)
Points Scored		
43	2015 vs. SF (W, 43-18)	
38	2008 vs. HOU (W, 38-17)	
37	2018 vs. KC (L, 37-42)	
Fewest Points Allowed		
0	2011 vs. SEA (W, 24-0)	
3	2007 vs. BUF (W, 26-3)	
7	2001 vs. CIN (W, 16-7)	
7	2005 vs. TEN (W, 34-7)	
Largest Margin of Victory		
27	2005 vs. TEN (W, 34-7)	
25	2015 vs. SF (W, 43-18)	
24	2011 vs. SEA (W, 24-0)	

**STEELERS-49ERS**

- Sunday's game will mark the 23rd regular-season meeting between Pittsburgh and San Francisco.
- The 49ers own a two-game advantage in the regular-season series (12-10).
- Sunday's game will be the 12th time the two teams will meet in Pittsburgh where San Francisco leads the series, 6-5.
- The Steelers have won both meetings with the 49ers at Acrisure Stadium.
- Pittsburgh and San Francisco have met four times on Kickoff Weekend. The Steelers have captured two of those four games. Pittsburgh won, 30-17, on Sept. 13, 1987, and 27-0 on Sept. 19, 1977. The 49ers won, 24-13, on Sept. 5, 1993, and 23-20 on Sept. 28, 1958 (in San Francisco). Three of the games were played in Pittsburgh.
- The Steelers (504) and 49ers (454) rank first and seventh, respectively, in the most regular-season victories in the League since the 1970 AFL-NFL merger.
- Pittsburgh (.613) and San Francisco (.552) rank first and eighth, respectively, in the highest regular-season winning percentage in the League since the 1970 AFL-NFL merger.
- The 49ers (18) and Steelers (16) rank first and second, respectively, in the most Conference Title game appearances since the 1970 AFL-NFL merger.
- Pittsburgh (eight) and San Francisco (seven) rank tied for second and fifth, respectively, in the most Super Bowl appearances since the 1970 AFL-NFL merger.
- The Steelers (six) and 49ers (five) rank tied for first and tied for third, respectively, in the most Super Bowl victories.
- Pittsburgh and San Francisco have met eight times in the month of September. The Steelers and 49ers have split those eight meetings.

**INSIDE THE SERIES**

CATEGORY	RECORD
Series History	Started in 1951
Overall	49ers lead, 12-10
In Pittsburgh	49ers lead, 6-5
At San Francisco	49ers lead, 6-5
Neutral	n/a
Overall Regular Season	49ers lead, 12-10
In Pittsburgh	49ers lead, 6-5
At San Francisco	49ers lead, 6-5
Neutral	n/a
Streak	49ers won last meeting
Last Regular-Season Game	L, 24-20 (Sept. 22, 2019 in San Francisco)
Postseason Series	n/a
In Pittsburgh	n/a
At San Francisco	n/a
Last Postseason Game	n/a

**2022 STATS COMPARISON**

	STEELERS	49ERS
Total Games	17	17
Total Drives	180	186
Total Drives per Game	10.6	10.9
First downs	345	347
Rushing 1st downs	129	132
Passing 1st downs	189	188
1st downs from penalties	27	27
3rd down eff. (Made-Att-Pct)	106-236-45%	95-211-45%
4th down eff. (Made-Att-Pct)	11-15-73%	7-17-41%
Total Net Yards	5,484	6,216
Avg. Yards per Game	322.6	365.6
Total Plays	1,109	1,047
Yards per play	4.9	5.9
Net Yards Rushing	2073	2360
Rush Attempts	500	504
Yards per rush	4.15	4.68
Net Yards Passing	3411	3856
Sacks-Yards lost	38-250	31-193
Gross Yards	3661	4049
Comp-Att-Pct	364-571-64%	338-512-66%
Yards per pass	5.97	7.53
Interceptions thrown	14	9
Punts (Num-Yds)	69-3072	61-2676
Punts blocked	0	0
Net Punting Avg Yds	40.8	36.4
Gross Punting Avg Yds	44.5	43.9

	STEELERS	49ERS
Total Return Yds (no Kickoffs)	312	661
Punt Returns (Num-Yds)	27-160	33-356
Kickoff Returns (Num-Yds)	24-510	26-599
Int. Returns (Num-Yds)	20-152	20-305
Penalties-Yards	94-711	94-730
Turnovers	19	17
Fumbles lost	5	8
Interceptions thrown	14	9
Total Net Yards	5,484	6,216
Touchdowns	29	53
Rushing	16	20
Passing	12	30
Interceptions	1	2
Kickoff Returns	0	0
Fumble Returns	0	1
Punt Returns	0	0
Defensive/Special Teams TDs	1	3
Extra Points (Made-Att)	29-29	51-53
Kicking (Made-Att)	26-26	51-53
2Pt Conversions (Made-Att)	3-3	0-0
Safeties	0	0
Kickoffs (Num-EZ-TB)	77-40-26	99-64-47
Field Goals (Made-Att)	34-44	27-32
FGs Blocked - PATs Blocked	1-0	2-0
Goal to Go (Made-Att-Pct)	20-26-77%	24-37-65%
Red Zone (Made-Att-Pct)	27-52-52%	34-63-54%

**ALL-TIME SERIES RESULTS**

49ers lead series, 12-10 (H: 5-6, A: 5-6)

Date	Site	Week	Game #	Day	Result
09/22/2019	A	3	3	Sun	L, 24-20
09/20/2015	H	2	2	Sun	W, 43-18
12/19/2011	A	15	14	Mon	L, 20-3
09/23/2007	H	3	3	Sun	W, 37-16
11/17/2003	A	11	10	Mon	L, 30-14
11/07/1999	A	9	8	Sun	W, 27-6
12/15/1996	H	16	15	Thu	L, 25-15
09/05/1993	H	1	1	Sun	L, 24-13
10/21/1990	A	7	7	Sun	L, 27-7
09/13/1987	H	1	1	Sun	W, 30-17
10/14/1984	A	7	7	Sun	W, 20-17
11/01/1981	H	9	9	Sun	L, 17-14
11/27/1978	A	13	13	Mon	W, 24-7
09/19/1977	H	1	1	Mon	W, 27-0
12/15/1973	A	14	14	Sat	W, 37-14
11/24/1968	H	-	11	Sun	L, 45-28
09/26/1965	A	-	2	Sun	L, 27-17
10/29/1961	H	-	7	Sun	W, 20-10
09/28/1958	A	-	1	Sun	L, 23-20
11/20/1954	H	-	9	Sat	L, 31-3
12/07/1952	A	-	11	Sun	W, 24-7
10/14/1951	H	-	3	Sun	L, 28-24
<b>Home Games</b>					

STEELERS VS. 49ERS SUPERLATIVES					
Passing Yards					
	Name	Date	Site	Wk	Result
369	Ben Roethlisberger	09/20/2015	H	2	W, 43-18
330	Ben Roethlisberger	12/19/2011	A	15	L, 20-3
327	Tommy Maddox	11/17/2003	A	11	L, 30-14
Pass Completions					
25	Tommy Maddox	11/17/2003	A	11	L, 30-14
	Ben Roethlisberger	12/19/2011	A	15	L, 20-3
23	Mike Tomczak	12/15/1996	H	16	L, 25-15
Pass Attempts					
44	Tommy Maddox	11/17/2003	A	11	L, 30-14
	Ben Roethlisberger	12/19/2011	A	15	L, 20-3
43	Mike Tomczak	12/15/1996	H	16	L, 25-15
Passing Touchdowns					
3	Terry Bradshaw	11/27/1978	A	13	W, 24-7
	Ben Roethlisberger	09/20/2015	H	2	W, 43-18
2	Mason Rudolph	09/22/2019	A	3	L, 24-20
Long Pass					
76	Mason Rudolph	09/22/2019	A	3	L, 24-20
59	Ben Roethlisberger	09/20/2015	H	2	W, 43-18
39	Ben Roethlisberger	12/19/2011	A	15	L, 20-3
Completion Percentage (min. 14 pass att.)					
77.8	Ben Roethlisberger	09/20/2015	H	2	W, 43-18
65.0	Ben Roethlisberger	09/23/2007	H	3	W, 37-16
61.9	Terry Bradshaw	11/27/1978	A	13	W, 24-7
Passer Rating (min. 14 pass att.)					
155.8	Ben Roethlisberger	09/20/2015	H	2	W, 43-18
112.1	Terry Bradshaw	11/27/1978	A	13	W, 24-7
106.3	Ben Roethlisberger	09/23/2007	H	3	W, 37-16
Rushing Yards					
133	Willie Parker	09/23/2007	H	3	W, 37-16
105	Frank Pollard	10/14/1984	A	7	W, 20-17
104	Franco Harris	11/01/1981	H	9	L, 17-14
Rushing Attempts					
27	Franco Harris	09/19/1977	H	1	W, 27-0
25	Earnest Jackson	09/13/1987	H	16	W, 17-7
24	Frank Pollard	10/14/1984	A	7	W, 20-17
	Willie Parker	09/23/2007	H	3	W, 37-16
Rushing Touchdowns					
3	DeAngelo Williams	09/20/2015	H	2	W, 43-18
2	Frank Harris	09/19/1977	H	1	W, 27-0
	Jerome Bettis	11/07/1999	A	9	W, 27-6
Long Rush					
52	Richard Huntley	11/07/1999	A	9	W, 27-6
39	Najeh Davenport	09/23/2007	H	3	W, 37-16
23	Willie Parker	09/23/2007	H	3	W, 37-16
Receptions					
9	Antonio Brown	09/20/2015	H	2	W, 43-18
8	Andre Hastings	12/15/1996	H	16	L, 25-15
	Roy Jefferson	11/24/1968	H	11	L, 45-28
	Lynn Swann	11/27/1978	A	13	W, 24-7
Receiving Yards					
195	Antonio Brown	09/20/2015	H	2	W, 43-18
134	Lynn Swann	11/27/1978	A	13	W, 24-7
132	Roy Jefferson	11/24/1968	H	11	L, 45-28
Receiving Touchdowns					
2	Roy Jefferson	11/24/1968	H	11	L, 45-28
	Rich Kotite	01/10/2021	H	WC	L, 48-37
	Lynn Swann	11/27/1978	A	13	W, 24-7

STEELERS VS. 49ERS SUPERLATIVES					
Long Reception					
76	Julu Smith-Schuster	09/22/2019	A	3	L, 24-20
59	Antonio Brown	09/20/2015	H	2	W, 43-18
48	Markus Wheaton	09/20/2015	H	2	W, 43-18
Scrimmage Yards					
195	Antonio Brown	09/20/2015	H	2	W, 43-18
142	Willie Parker	09/23/2007	H	3	W, 37-16
134	Lynn Swann	11/27/1978	A	13	W, 24-7
All-Purpose Yards					
211	Antonio Brown	09/20/2015	H	2	W, 43-18
158	Erric Pegram	12/15/1996	H	16	L, 25-15
142	Willie Parker	09/23/2007	H	3	W, 37-16
Tackles					
15	Ryan Shazier	09/20/2015	H	2	W, 43-18
11	James Farrior	11/17/2003	A	11	L, 30-14
10	Four times				
	Last: Mike Logan	11/17/2003	A	11	L, 30-14
Sacks					
1.5	Brentson Buckner	12/15/1996	H	16	L, 25-15
	Stephon Tuitt	09/20/2015	H	2	W, 43-18
1.0	11 times				
	Last: Stephon Tuitt	09/22/2019	A	3	L, 24-20
Interceptions					
2	Five times				
	Last: Rod Woodson	09/05/1993	H	1	L, 24-13
Points Scored					
43	09/20/2015		H	2	W, 43-18
37	12/15/1973		A	14	W, 37-14
	09/23/2007		H	3	W, 37-16
Fewest Points Scored					
3	11/20/1954		H	-	L, 31-3
	12/19/2011		A	15	L, 20-3
7	10/21/1990		A	7	L, 27-7
Most Points Allowed					
45	11/24/1968		H	11	L, 45-28
31	11/20/1954		H	-	L, 31-3
30	11/17/2003		A	11	L, 30-14
Fewest Points Allowed					
0	09/19/1977		H	1	W, 27-0
6	11/07/1999		A	9	W, 27-6
7	12/07/1952		A	-	W, 24-7
	11/27/1978		A	13	W, 24-7
Margin of Victory					
27	09/19/1977		H	1	W, 27-0
25	09/20/2015		H	2	W, 43-18
23	12/15/1973		A	14	W, 37-14
Margin of Defeat					
28	11/20/1954		H	-	L, 31-3
20	10/21/1990		A	7	L, 27-7
17	11/24/1968		H	-	L, 45-28
	12/19/2011		A	15	L, 20-3





20

**2019 WEEK 3**  
**Pittsburgh Steelers 20, San Francisco 49ers 24**  
 69,439 🌐 Levi's Stadium 🌐 Sep 22, 2019



24

Pittsburgh Steelers .....	6	0	7	7	—	20
San Francisco 49ers .....	0	3	14	7	—	24

**SCORING DRIVES**

TEAM	QTR	TIME	SCORING PLAY	PIT	SF
Steelers	1	11:47	C.Boswell 46 yd. Field Goal (4-5, 2:00)	3	0
Steelers	1	02:04	C.Boswell 26 yd. Field Goal (6-16, 2:40)	6	0
49ers	2	06:45	R.Gould 24 yd. Field Goal (9-43, 3:52)	6	3
49ers	3	09:17	J.Wilson 1 yd. run (R.Gould kick) (8-38, 4:02)	6	10
Steelers	3	05:42	J.Smith-Schuster 76 yd. pass from M.Rudolph (C.Boswell kick) (3-82, 1:31)	13	10
49ers	3	00:56	J.Wilson 4 yd. run (R.Gould kick) (10-75, 4:46)	13	17
Steelers	4	10:22	D.Johnson 39 yd. pass from M.Rudolph (C.Boswell kick) (2-81, 0:56)	20	17
49ers	4	01:15	D.Pettis 5 yd. pass from J.Garoppolo (R.Gould kick) (7-24, 4:14)	20	24

**PITTSBURGH STEELERS**

PASSING	ATT	CP	YDS	SK/YD	TD	LG	INT	RTG
Mason Rudolph	27	14	174	2/14	2	76t	1	81.4
<b>TOTAL</b>	<b>27</b>	<b>14</b>	<b>174</b>	<b>2/14</b>	<b>2</b>	<b>76T</b>	<b>1</b>	<b>81.4</b>

RUSHING	ATT	YDS	AVG	LG	TD
James Conner	13	43	3.3	10	0
Mason Rudolph	4	15	3.8	7	0
Johnny Holton	1	9	9.0	9	0
Benny Snell Jr.	3	6	2.0	4	0
Diontae Johnson	1	6	6.0	6	0
<b>TOTAL</b>	<b>22</b>	<b>79</b>	<b>3.6</b>	<b>10</b>	<b>0</b>

RECEIVING	NO	YDS	AVG	LG	TD
James Conner	4	14	3.5	5	0
JuJu Smith-Schuster	3	81	27.0	76t	1
Diontae Johnson	3	52	17.3	39t	1
James Washington	2	14	7.0	8	0
Vance McDonald	1	10	10.0	10	0
Xavier Grimble	1	3	3.0	3	0
<b>TOTAL</b>	<b>14</b>	<b>174</b>	<b>12.4</b>	<b>76T</b>	<b>2</b>

TOP DEFENSE	TOT	SOLO	AST	SCK	YDS	INT
Devin Bush	10	7	3	0.0	0.0	0
Terrell Edmunds	10	7	3	0.0	0.0	0
Joe Haden	8	6	2	0.0	0.0	0

FIELD GOALS	FGM/FGA	PERCENT	RESULTS
Chris Boswell	2-2	100.0	(46, 26)
<b>TOTAL</b>	<b>2-2</b>	<b>100.0</b>	

**SAN FRANCISCO 49ERS**

PASSING	ATT	CP	YDS	SK/YD	TD	LG	INT	RTG
Jimmy Garoppolo	32	23	277	1/9	1	27	2	82.4
<b>TOTAL</b>	<b>32</b>	<b>23</b>	<b>277</b>	<b>1/9</b>	<b>1</b>	<b>27</b>	<b>2</b>	<b>82.4</b>

RUSHING	ATT	YDS	AVG	LG	TD
Raheem Mostert	12	79	6.6	19	0
Matt Breida	14	68	4.9	10	0
Jeff Wilson Jr.	8	18	2.3	5	2
Jimmy Garoppolo	6	3	0.5	2	0
<b>TOTAL</b>	<b>40</b>	<b>168</b>	<b>4.2</b>	<b>19</b>	<b>2</b>

RECEIVING	NO	YDS	AVG	LG	TD
George Kittle	6	57	9.5	12	0
Dante Pettis	4	20	5.0	12	1
Kyle Juszczyk	3	51	17.0	27	0
Deebo Samuel	3	44	14.7	20	0
Marquise Goodwin	2	41	20.5	25	0
Richie James	2	22	11.0	16	0
Matt Breida	2	20	10.0	15	0
Kendrick Bourne	1	22	22.0	22	0
<b>TOTAL</b>	<b>23</b>	<b>277</b>	<b>12.0</b>	<b>27</b>	<b>1</b>

TOP DEFENSE	TOT	SOLO	AST	SCK	YDS	INT
DeForest Buckner	10	6	4	1.0	9.0	0
Kwon Alexander	7	5	2	0.0	0.0	0
D.J. Jones	3	3	0	0.0	0.0	0

FIELD GOALS	FGM/FGA	PERCENT	RESULTS
Robbie Gould	1-1	100.0	(24)
<b>TOTAL</b>	<b>1-1</b>	<b>100.0</b>	

**Team Statistics**

	Steelers	49ers
First Downs	11	26
3rd-Down Eff. (Made/Att/Pct)	3/12/25%	6/11/55%
4th-Down Eff. (Made/Att/Pct)	0/1/0%	0/0/0%
Total Net Yards	239	436
Total Plays	51	73
Yards Per Play	4.7	6.0
Rushes/Net Yards	22/79	40/168
Net Passing	160	268
Pass Attempts/Completions	27/14	32/23
Had Intercepted	1	2
Sacked/Yards Lost	2/14	1/9
Punts/Average	6/52.3	3/50.0
Penalties/Yards	6/42	5/71
Fumbles/Lost	2/1	4/3
Possession Time	23:43	36:17

**WEEKLY MEDIA SCHEDULE**

- The Steelers will make head coach **Mike Tomlin** available for a press conference at **Noon on Tuesday, Sept. 5**. Tomlin will be available in the media work room at the **UPMC Rooney Sports Complex**.

**Monday, Sept. 4**

- Practice: 10:45 a.m. – 12:30 p.m.
- Post-practice open locker room: 12:30 – 1:15 p.m.

**Tuesday, Sept. 5**

- Mike Tomlin** press conference: Noon
- No player availability: day off

**Wednesday, Sept. 6**

- Pre-practice open locker room: 10:45 – 11 a.m.
- Practice: 12:15 – 2:15 p.m.
- Mike Tomlin** available upon request after practice on the field
- Post-practice open locker room: 2:15 – 2:45 p.m.

**Thursday, Sept. 7**

- Pre-practice open locker room: 10:45 – 11 a.m.
- Coordinators** available after walk thru on the field: approx. 11:45 a.m. ET
- Practice: 12:15 – 2:15 p.m.
- Post-practice open locker room: 2:15 – 2:45 p.m.

**Friday, Sept. 8**

- Practice: 10:30 a.m. – 12:30 p.m.
- Mike Tomlin** available upon request after practice on the field
- Post-practice open locker room: 12:30 – 1:15 p.m.

**Saturday, Sept. 9**

- No media availability: day before a game

**Sunday, Sept. 10**

- Pittsburgh Steelers vs. San Francisco 49ers: 1 p.m. (FOX, locally WPGH-TV)

*\*Schedule subject to change*

**PITTSBURGH STEELERS ON OMG**

- The Steelers media website is [www.NFLOMG.com](http://www.NFLOMG.com). Please follow the link and click on the Steelers logo to access the team's page.
- For general access to the NFL OMG site, use the following user name (steelersmedia) and password (steelersmedia).
- For customized access to the NFL OMG site, please **KeShawne Perkins** at [Perkinsk@steelers.nfl.com](mailto:Perkinsk@steelers.nfl.com). An account will be setup that utilizes your email address as your username and "SteelersMedia" as your password.
- The Steelers interactive site will contain the complete 2023 Media Guide, all weekly game releases, player bios and rosters, Steelers staff information and bios, weekly flip cards, a game tracker, all Steelers team and individual records and statistics, Steelers historical information, daily press releases and transcripts and much more.
- The game releases and media guide are updated weekly during the season and available in a PDF format. Team notes, player bios, team and individual records, miscellaneous stats and game summaries are updated following each game and posted on the site.
- On gamedays, the site will host live statistics, updated player notes, postgame quotes and more. It is an easy-to-use, one-stop shop for all media needs and information regarding the Steelers.
- The Steelers Communications department will accept credential requests through <https://www.nflomg.com/members/main/credentialing> for all home games. The credential site will be available 24 hours a day, seven days a week. The site serves as the team's only media credentialing system. A credential must be requested by an editor through the website in order to cover Steelers' home games. Emailed requests will not be accepted.

**STEELERS RADIO COVERAGE**

For the 25th consecutive year, WDVE-FM (102.5) and WBGW-AM (970) are carrying all Steelers games.

Additionally, Steelers games can be heard on a 48-station network spanning Pennsylvania, West Virginia, Ohio, Maryland, New York and South Carolina. All Steelers games will be broadcast in both English and Spanish on Steelers.com.

For the 30th straight season, Bill Hillgrove serves as the "Voice of the Steelers" and handles play-by-play duties for the broadcast. Joining Hillgrove for his 22nd season is former Steelers offensive lineman Craig Wolfley, who provides analysis. In her fifth year, Missi Matthews will be on the sideline throughout the regular season. Former Steelers offensive lineman Max Starks will provide sideline analysis.

Fans in Mexico can also listen to Steelers broadcasts on Grupo Imagen and games are heard on [www.steelers.com/espanol](http://www.steelers.com/espanol). Stations on the Steelers Radio Network include:

**FLAGSHIP STATIONS**

WDVE-FM (102.5), WBGW-AM (970)

**AFFILIATES****PENNSYLVANIA**

Altoona-WVAM (1430)  
Altoona-WRKY (104.9)  
Beaver Falls-WBVP (1230)  
Beaver Falls-WMBA (1460)  
Bedford-WBVE (107.5)  
Butler-WISR (680)  
Chambersburg-WCHA (800)  
Clarendon-WKNB (104.3)  
Clarion-WCCR (92.7)  
Cooperstown-WUUZ (107.7)  
DuBois-WIFT (102.1)  
DuBois-WKFT (101.3)  
Erie-WRKT (104.9)  
Johnstown-WNTJ (1490)  
Johnstown-WRWK (99.1)  
Latrobe-WCNS (1480)  
Milton-WVLY (100.9)  
Saegertown-WUZZ (94.3)  
Somerset-WNTI (990)  
Starview-WONN (92.7)  
State College-WQWK (1450)  
Uniontown-WMBS (590)  
Washington-WJPA (1450)  
Williamsport-WCXR (99.3)  
Williamsport-WZXR (103.7)

**MARYLAND**

Cumberland-WRQE (106.1)  
Hagerstown-WHAG (1410)

**OHIO**

Fremont-WOHF (92.1)  
Marietta-WJAW (630)  
Youngstown-WNIO (1390)

**VIRGINIA**

Vienna-WDMX (100.1)

**WEST VIRGINIA**

Fairmont-WRLF (94.3)  
Fairmont-WMMN (920)  
New Martinsville-WXCR (92.3)

**NFLCOMMUNICATIONS.COM**

- Journalists worldwide have access to the dedicated media website featuring news from the NFL and its teams. Daily releases, statistics, domestic and international NFL updates and other information about the NFL are available.

**OFFICIAL STEELERS WEBSITE**

- Media and fans can read about the latest Steelers news on the official Steelers website. The site, [www.steelers.com](http://www.steelers.com), features breaking news statistics, player biographies and much more.

**STEELERS NATION HD RADIO**

- Steelers Nation Radio is a 24-hour/day HD radio station dedicated specifically to the Pittsburgh Steelers. It can be heard on [www.steelers.com](http://www.steelers.com), the official Steelers app or the iHeart app on your smartphone, and at 102.5 WDVE HD2.
- A daily schedule of what is on Steelers Nation HD Radio is available at [www.facebook.com/steelersnationradio](http://www.facebook.com/steelersnationradio).

**@STEELERSPREDEPT**

The Steelers Communications Department has created a Twitter account for media to follow for news and information. The department's Twitter account is the primary platform for how the team disseminates news and information including press releases, media advisories, practice and media availability times and more.

**STEELERS SCHEDULE**

- Pittsburgh is 369-285-6 (.564) in regular-season games against the opponents on its 2023 schedule.

**STEELERS VS. 2023 REGULAR-SEASON FOES**

TEAM	RECORD	LAST TIME	DATE
San Francisco 49ers	10-12	L, 20-24	09/22/2019
Cleveland Browns	78-61-1	W, 28-14	01/08/2023
Las Vegas Raiders	11-14	W, 13-10	12/24/2022
Houston Texans	5-2	W, 28-21	09/27/2020
Baltimore Ravens	30-24	W, 16-13	01/01/2023
L.A. Rams	9-15-2	W, 17-12	11/10/2019
Jacksonville Jaguars	13-12	W, 27-3	11/22/2020
Tennessee Titans	45-31	W, 19-13	12/19/2021
Green Bay Packers	16-19	L, 17-27	10/03/2021
Cincinnati Bengals	66-39	L, 30-37	11/20/2022
Arizona Cardinals	34-23-3	W, 23-17	12/08/2019
New England Patriots	15-14	L, 14-17	09/18/2022
Indianapolis Colts	28-9	W, 24-17	11/28/2022
Seattle Seahawks	9-10	W, 23-20	10/17/2021
<b>Total</b>	<b>369-285-6</b>	<b>W, 28-24 (vs. CLE)</b>	<b>01/08/2023</b>

**INSIDE THE NFL SCHEDULE**

- Pittsburgh (Weeks 8-10) is one of 11 teams that will have a three-game home stand at some point during the 2023 season: Baltimore (Weeks 9-11), Cleveland (Weeks 3-6), Dallas (Weeks 12-14), Houston (Weeks 11-13), Las Vegas (Weeks 12-15), L.A. Rams (Weeks 5-7), Miami (Weeks 14-16), New Orleans (Weeks 13-15), N.Y. Jets (Weeks 12-14) and San Francisco (Weeks 3-5).
- The Steelers are one of four teams that start the season with back-to-back home games: Atlanta, Denver and New England.
- Pittsburgh is one of four teams that finish the season with back-to-back road games: Atlanta, L.A. Rams and N.Y. Jets.

**LONGEST TENURED STEELERS**

- There are currently two Steelers who have played at least 100 regular-season games for the franchise. DT **Cameron Heyward** leads the roster 183 regular-season games played and K **Chris Boswell** is next with 116 regular season-games played in a Steelers uniform.

POS.	PLAYER	GP WITH STEELERS
DT	Cameron Heyward	183
K	Chris Boswell	116
LB	T.J. Watt	87
OT	Chukwuma Okorafor	63

**OWNERSHIP OF 90+ YEARS**

- The Steelers are one of only three current NFL franchises that have been owned by the same individual family for over 90 years.

OWNERSHIP	TEAM	YEARS
Halas Family	Chicago Bears	102
Bidwill Family	Arizona Cardinals	91
Rooney Family	Pittsburgh Steelers	90
Hunt Family	Kansas City Chiefs	64
Adams Family	Tennessee Titans	64

**THE STANDARD IS THE STANDARD**

- Pittsburgh has recorded 19 consecutive seasons with a .500 record or better, which is the longest active streak in the NFL and the longest streak in team history (previous record was 13, 1972-1984).

**MOST ACTIVE CONSECUTIVE NON-LOSING SEASONS**

RANK	TEAM	SEASONS	YEARS
1.	Pittsburgh Steelers	19	2004-22
2.	Kansas City Chiefs	10	2013-22
3.	Buffalo Bills	4	2019-22

**MOST CONSECUTIVE NON-LOSING SEASONS SINCE 1970 AFL-NFL MERGER**

RANK	TEAM	SEASONS	YEARS
1.	Dallas Cowboys	21	1965-85
2.	Pittsburgh Steelers	19	2004-22
	New England Patriots	19	2001-19
3.	San Francisco 49ers	16	1983-98
	Dallas Cowboys	16	1970-85
6.	Miami Dolphins	15	1989-2003
7.	Pittsburgh Steelers	13	1972-84
	Green Bay Packers	13	1992-2004

**ON THE RISE**

- The Steelers were +8 in the turnover margin after Week 10 of 2022. Only San Francisco (+16) and Detroit (+10) had a better turnover margin over the span.
- The Steelers were -8 in interception differential after Week 10 of 2022, which was the second-best in the NFL. Only San Francisco (-11) had a better interception differential over the span.
- Pittsburgh outscored its opponents by 39 points (188-149) after Week 10 of 2022. The +39 in scoring margin was the eighth-best in the NFL over the span.
- Pittsburgh was +636 in total yards after Week 10 of 2022, which was the third-best total yards differential in the NFL over the span. Only Kansas City (+943) and Philadelphia (+753) had a better total yards differential over the span.
- The Steelers were +419 in rush yards after Week 10 of 2022, which was the fourth-best rush yards differential in the NFL over the span. Only San Francisco (+776), Baltimore (+469) and Carolina (+431) had a better rush yards differential over the span.
- Pittsburgh was +5:41 in time of possession margin after Week 10 of 2022, which was the third-best time of possession margin in the NFL over the span. Only Washington (+9:22) and San Francisco (+6:05) had a better time of possession margin over the span.
- The Steelers were +8 in sack differential after Week 10 of 2022, which was tied for the fourth-best sack differential in the NFL over the span. Only Kansas City (+23), Philadelphia (+22) and Detroit (+16) had a better sack differential over the span.
- Pittsburgh turned it over just five times after Week 10 of 2022, which was tied for the second-fewest in the League over the span.
- The Steelers also surrendered the fewest points off turnovers (three) in the NFL after Week 10 of 2022.
- Pittsburgh was the only team in the NFL that lost one or fewer fumbles after Week 10 of 2022.
- The Steelers led the NFL in third-down conversions (70), third-down conversion percentage (54.3) and third-down conversion percentage via rush (80.0) after Week 10 of 2022.
- Pittsburgh also ranked fourth in the NFL in offensive EPA (43.23) after Week 10 of 2022.

STEELERS OFFENSE BEFORE BYE VS. STEELERS OFFENSE AFTER BYE

	WEEKS 1-8	WEEKS 10-18
Record	2-6	7-2
Offensive EPA	-60.58 (32nd)	44.55 (4th)
Offensive TDs	10 (32nd)	18 (t-15th)
First Downs	147 (t-21st)	198 (5th)
Rushes	190 (19th)	310 (1st)
Rush Yards	759 (24th)	1,314 (3rd)
Rush TDs	4 (t-26th)	12 (5th)
Rushes/Game	23.8 (t-23rd)	34.4 (3rd)
Rush Yards/Game	94.9 (25th)	146.0 (9th)
First Downs by Rush	44 (t-21st)	85 (t-1st)
First Downs by Rush Pct.	23.2 (22nd)	27.4 (5th)
Third Down Conversions	36 (24th)	70 (1st)
Third Down Conversion Pct.	33.6 (28th)	54.3 (1st)
Giveaways	14 (29th)	5 (t-2nd)

STEELERS DEFENSE BEFORE BYE VS. STEELERS DEFENSE AFTER BYE

	WEEKS 1-8	WEEKS 10-18
Record	2-6	7-2
Opp. Pass Attempts	297 (30th)	245 (7th)
Opp. Completions	182 (26th)	150 (6th)
Opp. Completion Pct.	61.3 (7th)	61.2 (9th)
Interceptions	8 (t-25th)	12 (t-2nd)
Interception Pct.	2.7 (t-10th)	4.9 (t-1st)
Opp. QB Rating	93.4 (21st)	78.9 (4th)
Opp. Net Pass Yards/Game	277.3 (31st)	173.4 (4th)
Opp. TD/INT Ratio	2.13 (20th)	1.00 (t-3rd)
Opp. Rushes	223 (23rd)	219 (12th)
Opp. Rush Yards	943 (16th)	895 (10th)
Opp. Yards/Rush	4.23 (12th)	4.09 (9th)
Opp. Rush TDs	5 (t-8th)	2 (t-1st)
Opp. Rushes/Game	27.9 (22nd)	24.3 (5th)
Opp. Rush Yards/Game	117.9 (16th)	99.4 (8th)
Opp. First Downs by Rush	50 (t-14th)	45 (6th)
Opp. First Downs by Rush Pct.	22.4 (4th)	20.5 (5th)
Opp. 10+ Yard Rushes	21 (t-10th)	24 (t-10th)
Opp. 10+ Yard Rushes Pct.	9.4 (5th)	11.0 (14th)
Opp. Receptions/Game	22.8 (22nd)	16.7 (3rd)
Opp. Scrimmage Yards	3,251 (31st)	2,653 (8th)
Opp. Scrimmage Yards/Game	406.4 (29th)	294.8 (2nd)
Opp. Scrimmage TDs	22 (t-26th)	14 (5th)
Opp. Total TDs	23 (t-26th)	14 (5th)
Opp. Total TDs/Game	2.88 (t-24th)	1.56 (4th)
Opp. Points	197 (26th)	149 (7th)
Opp. Points/Game	24.6 (24th)	16.6 (4th)
Opp. Third Down Conversions	49 (t-30th)	36 (3rd)
Opp. Third Down Conversion Pct.	43.4 (t-27th)	35.0 (5th)
Opp. Total Yards	3,161 (31st)	2,456 (4th)
Opp. Total Yards/Game	395.1 (29th)	272.9 (1st)
Takeaways	10 (t-13th)	13 (t-8th)

RUN GAME UPGRADE

- Pittsburgh averaged 145.8 yards rushing/game after Week 8 of 2022, which was the seventh-best in the League over the span.

MOST RUSHING YARDS/GAME IN THE NFL AFTER WEEK 8 OF 2022

RANK	TEAM	RUSH YDS/GM
1.	Chicago Bears	174.7
2.	Baltimore Ravens	162.6
3.	Atlanta Falcons	162.0
4.	Buffalo Bills	152.4
5.	San Francisco 49ers	151.5
6.	Carolina Panthers	149.5
7.	Pittsburgh Steelers	145.8
8.	Dallas Cowboys	144.6
9.	Philadelphia Eagles	143.0
10.	Washington Commanders	140.4

- Pittsburgh averaged 33.4 rush attempts/game after Week 8 of 2022, which was the third-best in the League over the span.

MOST RUSH ATTEMPTS/GAME IN THE NFL AFTER WEEK 8 OF 2022

RANK	TEAM	RUSH ATT/GM
1.	Washington Commanders	35.7
2.	Dallas Cowboys	33.5
3.	Pittsburgh Steelers	33.4
4.	Carolina Panthers	33.2
5.	Atlanta Falcons	32.8
6.	Baltimore Ravens	32.5
7.	Chicago Bears	31.6
8.	San Francisco 49ers	31.5
9.	Cleveland Browns	31.0
10.	Philadelphia Eagles	29.0

- Pittsburgh registered 95 first downs by rush after Week 8 of 2022, which was the third-highest in the League over the span.

MOST FIRST DOWNS BY RUSH IN THE NFL AFTER WEEK 8 OF 2022

RANK	TEAM	1ST DOWNS
1.	Baltimore Ravens	102
2.	Philadelphia Eagles	100
3.	Pittsburgh Steelers	95
4.	Atlanta Falcons	89
5.	Buffalo Bills	88
	Chicago Bears	88
7.	Dallas Cowboys	85
	Carolina Panthers	85
9.	San Francisco 49ers	84
10.	Washington Commanders	82

- Pittsburgh registered a first down on 28.4% of its running plays after Week 8 of 2022, which was tied for the fourth-highest in the League over the span.

HIGHEST PERCENTAGE OF RUSHES RESULTING IN FIRST DOWN IN THE NFL AFTER WEEK 8 OF 2022

RANK	TEAM	1ST%
1.	Baltimore Ravens	31.4
2.	Philadelphia Eagles	31.3
3.	Buffalo Bills	31.0
4.	Pittsburgh Steelers	28.4
	N.Y. Giants	28.4
6.	Chicago Bears	27.8
7.	Atlanta Falcons	27.1
8.	Kansas City Chiefs	26.8
9.	San Francisco 49ers	26.7
10.	Las Vegas Raiders	26.6

**FOURTH QUARTER IS WINNING TIME**

- The Steelers have won 11 games when trailing at the end of the third quarter since the start of the 2020 season, which is the most in the NFL over the span.

**MOST VICTORIES WHEN TRAILING AFTER 3RD QUARTER SINCE 2020**

RANK	TEAM	WINS
1.	Pittsburgh Steelers	11
2.	Kansas City Chiefs	9
3.	Minnesota Vikings	8
4.	L.A. Chargers	7
	Chicago Bears	7

- Pittsburgh's .397 winning percentage when trailing at the end of the third quarter is the second-highest in the NFL since the start of the 2020 season.

**BEST WIN PERCENTAGE WHEN TRAILING AT HALFTIME SINCE 2020**

RANK	TEAM	W	L	T	WIN PCT.
1.	Kansas City Chiefs	9	3	0	.750
2.	Pittsburgh Steelers	11	17	1	.397
3.	L.A. Chargers	7	14	0	.333
4.	Baltimore Ravens	5	11	0	.313
5.	Tampa Bay Buccaneers	7	16	0	.304

**FOURTH QUARTER EXPLOSION**

- Pittsburgh has scored 392 points in the fourth quarter since the start of the 2020 season, which is the fourth-most in the NFL.

**MOST FOURTH-QUARTER POINTS SINCE 2020**

RANK	TEAM	PTS
1.	Minnesota Vikings	412
2.	Dallas Cowboys	403
3.	Buffalo Bills	394
4.	Pittsburgh Steelers	392
5.	New Orleans Saints	383

- Pittsburgh owns a 121-point scoring margin (392-271) in the fourth quarter since the start of the 2020 season, which is tied for the second-best in the NFL.

**LARGEST FOURTH-QUARTER SCORING MARGIN SINCE 2020**

RANK	TEAM	MARGIN
1.	Tampa Bay Buccaneers	+128
2.	Pittsburgh Steelers	+121
	New England Patriots	+121
4.	Dallas Cowboys	+102
5.	Buffalo Bills	+95

**ACRISURE ADVANTAGE**

- Pittsburgh owns an overall record of 134-55-2 (.707) at Acrisure Stadium.
- The Steelers are 126-49-2 (.718) in regular-season games at Acrisure Stadium since the stadium opened in 2001.
- Pittsburgh's 126 regular-season victories at Acrisure Stadium are the fourth-most in the NFL since 2001.

**MOST REGULAR-SEASON HOME WINS SINCE 2001**

RANK	TEAM	WINS
1.	New England Patriots	134
2.	Green Bay Packers	128
3.	Baltimore Ravens	127
4.	Pittsburgh Steelers	126
5.	Seattle Seahawks	114

- Pittsburgh's .718 regular-season winning percentage at Acrisure Stadium is tied for the third-highest in the NFL since 2001.

**HIGHEST REGULAR-SEASON HOME WINNING PERCENTAGE SINCE 2001**

RANK	TEAM	W	L	T	WIN PCT.
1.	New England Patriots	134	35	0	.793
2.	Green Bay Packers	128	46	2	.733
3.	Pittsburgh Steelers	126	49	2	.718
	Baltimore Ravens	127	50	0	.718
5.	Seattle Seahawks	114	55	0	.675

- Pittsburgh's .718 regular-season winning percentage at Acrisure Stadium is the second-highest of any NFL franchise in its current stadium (min. of 100 games).

**BEST ALL-TIME RECORD IN CURRENT STADIUM (MIN. 100 GAMES)**

RANK	STADIUM	W	L	T	WIN PCT.
1.	Gillette Stadium	134	35	0	.793
2.	Acrisure Stadium	126	49	2	.718
3.	M&T Bank Stadium	141	60	0	.701
4.	Lumen Field	114	55	0	.675
5.	Lambeau Field	219	112	4	.660

- Pittsburgh's .718 regular-season winning percentage at Acrisure Stadium is the third-highest of any NFL franchise in one stadium (min. of 100 games).

**BEST ALL-TIME RECORD IN ONE STADIUM (MIN. 100 GAMES)**

RANK	STADIUM	W	L	T	WIN PCT.
1.	Orange Bowl	101	22	1	.819
2.	Gillette Stadium	134	35	0	.793
3.	Acrisure Stadium	126	49	2	.718
4.	Three Rivers Stadium	169	67	0	.716
5.	Mile High Stadium	167	66	4	.715

- The Steelers are 35-8-2 (.800) in the regular season against the NFC at Acrisure Stadium.
- Pittsburgh's 35 regular-season victories against the NFC at Acrisure Stadium are tied for the most by an AFC team since 2001.

**MOST AFC REGULAR-SEASON HOME WINS VS. NFC SINCE 2001**

RANK	TEAM	WINS
1.	Pittsburgh Steelers	35
	Baltimore Ravens	35
3.	Kansas City Chiefs	32
	New England Patriots	32
5.	Denver Broncos	30

- Pittsburgh's .800 regular-season winning percentage against the NFC at Acrisure Stadium is the highest by an AFC team since 2001.

**HIGHEST AFC REGULAR-SEASON HOME WINNING PERCENTAGE VS. NFC SINCE 2001**

RANK	TEAM	W	L	T	WIN PCT.
1.	Pittsburgh Steelers	35	8	2	.800
2.	Baltimore Ravens	35	10	0	.778
3.	Kansas City Chiefs	32	13	0	.711
	New England Patriots	32	13	0	.711
5.	Denver Broncos	30	15	0	.667

**KINGS OF THE NFC**

- Pittsburgh is 122-74-2 (.621) in regular-season games against the NFC since the 1970 AFL-NFL merger.
- The Steelers' 122 regular-season victories against the NFC are the most among AFC teams since the 1970 AFL-NFL merger.

**MOST REGULAR-SEASON WINS BY AFC TEAM VS. NFC SINCE 1970 AFL-NFL MERGER**

RANK	TEAM	WINS
1.	Pittsburgh Steelers	122
2.	Miami Dolphins	119
3.	Denver Broncos	113
4.	New England Patriots	108
	Kansas City Chiefs	108

- Pittsburgh's .621 regular-season winning percentage against the NFC is the highest among AFC teams since the 1970 AFL-NFL merger.

**BEST REGULAR-SEASON WIN PERCENTAGE BY AFC TEAM VS. NFC SINCE 1970 AFL-NFL MERGER**

RANK	TEAM	W	L	T	WIN PCT.
1.	Pittsburgh Steelers	122	74	2	.621
2.	Baltimore Ravens	65	42	1	.606
3.	Miami Dolphins	119	80	0	.598
4.	Kansas City Chiefs	108	78	2	.580
5.	Denver Broncos	113	89	2	.559

- Pittsburgh is 73-25-2 (.740) in regular-season home games against the NFC since the 1970 AFL-NFL merger.
- The Steelers' 73 regular-season home victories against the NFC are the most among AFC teams since the 1970 AFL-NFL merger.

**MOST REGULAR-SEASON HOME WINS BY AFC TEAM VS. NFC SINCE 1970 AFL-NFL MERGER**

RANK	TEAM	WINS
1.	Pittsburgh Steelers	73
2.	Denver Broncos	70
3.	Miami Dolphins	65
4.	Kansas City Chiefs	63
5.	Buffalo Bills	61
	Cincinnati Bengals	61

- Pittsburgh's .740 regular-season home winning percentage against the NFC is the highest among AFC teams since the 1970 AFL-NFL merger (min. 75 games).

**BEST REGULAR-SEASON HOME WIN PERCENTAGE BY AFC TEAM VS. NFC SINCE 1970 AFL-NFL MERGER (MIN. 75 GAMES)**

RANK	TEAM	W	L	T	WIN PCT.
1.	Pittsburgh Steelers	73	25	2	.740
2.	Denver Broncos	70	33	0	.680
3.	Kansas City Chiefs	63	30	1	.677
4.	Miami Dolphins	65	33	0	.663
5.	Cincinnati Bengals	61	35	3	.631

**DON'T LEAVE EARLY**

- The Steelers played 12 games decided by one score (eight points or less) in 2022, which was tied for the fifth-most in the League.

**MOST ONE-SCORE GAMES IN 2022**

RANK	TEAM	GAMES
1.	Las Vegas Raiders	13
	Atlanta Falcons	13
	N.Y. Giants	13
	Denver Broncos	13
5.	Pittsburgh Steelers	12
	L.A. Chargers	12

- The Steelers went 7-5 (.583) in one-score games in 2022. Pittsburgh's seven victories in one-score games were tied for the third-most in the NFL this season.

**MOST VICTORIES IN ONE-SCORE GAMES IN 2022**

RANK	TEAM	WINS
1.	Minnesota Vikings	11
2.	N.Y. Giants	8
3.	Pittsburgh Steelers	7
	L.A. Chargers	7
	Kansas City Chiefs	7
	Philadelphia Eagles	7

- The Steelers' .583 winning percentage in one-score games in 2022 was tied for the fifth-highest in the NFL (min. 10 games).

**HIGHEST WIN PERCENTAGE IN ONE-SCORE GAMES IN 2022 (MIN. 10 GAMES)**

RANK	TEAM	W	L	T	WIN PCT.
1.	Minnesota Vikings	11	0	0	1.000
2.	Kansas City Chiefs	7	3	0	.700
3.	N.Y. Giants	8	4	1	.654
4.	Tampa Bay Buccaneers	6	4	0	.600
5.	Pittsburgh Steelers	7	5	0	.583
	L.A. Chargers	7	5	0	.583

- Pittsburgh played seven games decided by one score (eight points or less) in the last eight weeks of the season.
- The Steelers' streak of seven consecutive games decided by one score (eight points or less), which ended in Week 18, was tied for the second-longest such streak in franchise history.

**MOST CONSECUTIVE GAMES DECIDED BY ONE SCORE IN FRANCHISE HISTORY**

RANK	STREAK	START	END
1.	10	11/15/2009	09/19/2010
2.	7	11/20/2022	01/08/2023
	7	11/18/2018	12/30/2018
4.	6	09/28/1952	11/02/1952
	6	10/10/2021	11/21/2021

- Pittsburgh's 23 one-score games are tied for the second-most in the NFL since the start of the 2021 season.

**MOST ONE-SCORE GAMES SINCE 2021**

RANK	TEAM	GAMES
1.	Minnesota Vikings	25
2.	Pittsburgh Steelers	23
	Baltimore Ravens	23
4.	Las Vegas Raiders	22
	Atlanta Falcons	22
	L.A. Chargers	22



- The Steelers own a 15-7-1 (.674) record in one-score games since the start of the 2021 season.
- Pittsburgh's 15 victories in one-score games are the second-most in the NFL since the start of the 2021 season.

**MOST VICTORIES IN ONE-SCORE GAMES SINCE 2021**

RANK	TEAM	WINS
1.	Minnesota Vikings	17
2.	Pittsburgh Steelers	15
3.	Kansas City Chiefs	12
	Tampa Bay Buccaneers	12
	Baltimore Ravens	12
	Atlanta Falcons	12
	L.A. Chargers	12

- The Steelers' .674 winning percentage in one-score games is the third-highest in the NFL since the start of the 2021 season (min. 16 games).

**HIGHEST WIN PERCENTAGE IN ONE-SCORE GAMES SINCE 2021 (MIN. 16 GAMES)**

RANK	TEAM	W	L	T	WIN PCT.
1.	Tampa Bay Buccaneers	12	4	0	.750
2.	Minnesota Vikings	17	8	0	.680
3.	Pittsburgh Steelers	15	7	1	.674
4.	Kansas City Chiefs	12	6	0	.667
5.	N.Y. Giants	11	7	1	.605

- Pittsburgh's 32 one-score games are tied for the third-most in the NFL since the start of the 2020 season.

**MOST ONE-SCORE GAMES SINCE 2020**

RANK	TEAM	GAMES
1.	Minnesota Vikings	35
2.	L.A. Chargers	34
3.	Pittsburgh Steelers	32
	Atlanta Falcons	32
5.	Las Vegas Raiders	31

- The Steelers own a 22-9-1 (.703) record in one-score games since the start of the 2020 season.
- Pittsburgh's 22 victories in one-score games are the second-most in the NFL since the start of the 2020 season.

**MOST VICTORIES IN ONE-SCORE GAMES SINCE 2020**

RANK	TEAM	WINS
1.	Minnesota Vikings	23
2.	Pittsburgh Steelers	22
3.	Kansas City Chiefs	20
4.	Tennessee Titans	18
5.	L.A. Chargers	17

- The Steelers' .703 winning percentage in one-score games is the second-highest in the NFL since the start of the 2020 season (min. 24 games).

**HIGHEST WIN PERCENTAGE IN ONE-SCORE GAMES SINCE 2020 (MIN. 24 GAMES)**

RANK	TEAM	W	L	T	WIN PCT.
1.	Kansas City Chiefs	20	7	0	.741
2.	Pittsburgh Steelers	22	9	1	.703
3.	Minnesota Vikings	23	12	0	.657
4.	Tennessee Titans	18	10	0	.643
5.	Green Bay Packers	14	10	0	.583

- Pittsburgh's 65 one-score games are the most in the NFL since the start of the 2017 season.

**MOST ONE-SCORE GAMES SINCE 2017**

RANK	TEAM	GAMES
1.	Pittsburgh Steelers	65
2.	Seattle Seahawks	62
3.	L.A. Chargers	60
4.	Atlanta Falcons	57
5.	N.Y. Giants	55

- Pittsburgh's 42 victories in one-score games are the most in the NFL since the start of the 2017 season.

**MOST VICTORIES IN ONE-SCORE GAMES SINCE 2017**

RANK	TEAM	WINS
1.	Pittsburgh Steelers	42
2.	Seattle Seahawks	34
3.	Minnesota Vikings	33
	Kansas City Chiefs	33
5.	Tennessee Titans	31
	Green Bay Packers	31

- The Steelers' .662 winning percentage in one-score games is the highest in the NFL since the start of the 2017 season (min. 48 games).

**HIGHEST WIN PERCENTAGE IN ONE-SCORE GAMES SINCE 2017 (MIN. 48 GAMES)**

RANK	TEAM	W	L	T	WIN PCT.
1.	Pittsburgh Steelers	42	21	2	.662
2.	Miami Dolphins	30	18	0	.625
3.	Kansas City Chiefs	33	20	0	.623
4.	Minnesota Vikings	33	20	1	.620
5.	Green Bay Packers	31	19	1	.618

**HALFTIME GOT YOU DOWN**

- Pittsburgh has won nine games when trailing at halftime since the start of the 2020 season, which is the third-most in the NFL over the span.

**MOST VICTORIES WHEN TRAILING AT HALFTIME SINCE 2020**

RANK	TEAM	WINS
1.	Kansas City Chiefs	13
2.	Tampa Bay Buccaneers	10
3.	Pittsburgh Steelers	9
4.	Dallas Cowboys	8
5.	Tennessee Titans	7
	L.A. Chargers	7
	New Orleans Saints	7

- Pittsburgh has won four games in which it trailed by 10 or more points at halftime since the start of the 2020 season, which is the most in the League.

**MOST VICTORIES WHEN TRAILING BY 10+ POINTS AT HALFTIME SINCE 2020**

RANK	TEAM	WINS
1.	Pittsburgh Steelers	4
2.	Tampa Bay Buccaneers	3
	Minnesota Vikings	3
	Cincinnati Bengals	3
5.	Seven teams tied with	2

- Pittsburgh's .400 winning percentage in games in which it trailed by 10 or more points at halftime is the highest in the NFL since the start of the 2020 season.

**BEST WIN PERCENTAGE WHEN TRAILING BY 10+ POINTS AT HALFTIME SINCE 2020**

RANK	TEAM	W	L	T	WIN PCT.
1.	Pittsburgh Steelers	4	6	0	.400
2.	Kansas City Chiefs	2	4	0	.333
	Arizona Cardinals	2	4	0	.333
4.	Tampa Bay Buccaneers	3	7	0	.300
5.	Miami Dolphins	2	5	0	.286

- Pittsburgh has won six games in which it trailed by 10 or more points in the second half since the start of the 2020 season, which is the third-most in the League.

**MOST VICTORIES WHEN TRAILING BY 10+ POINTS IN SECOND HALF SINCE 2020**

RANK	TEAM	WINS
1.	Minnesota Vikings	8
	Tampa Bay Buccaneers	8
3.	Pittsburgh Steelers	6
4.	Tennessee Titans	5
	N.Y. Giants	5

- Pittsburgh's .316 winning percentage in games in which it trailed by 10 or more points in the second half is the fourth-highest in the NFL since the start of the 2020 season.

**BEST WIN PERCENTAGE WHEN TRAILING BY 10+ POINTS IN SECOND HALF SINCE 2020**

RANK	TEAM	W	L	T	WIN PCT.
1.	Kansas City Chiefs	4	5	0	.444
2.	Tampa Bay Buccaneers	7	13	0	.350
3.	Minnesota Vikings	7	15	0	.318
4.	Pittsburgh Steelers	6	13	0	.316
5.	Tennessee Titans	4	12	0	.250

- The Steelers have won seven games in which they trailed by 10 or more points since the start of the 2020 season, which is tied for the third-most in the NFL over the span.

**MOST VICTORIES WHEN TRAILING BY 10+ POINTS SINCE 2020**

RANK	TEAM	WINS
1.	Tampa Bay Buccaneers	9
2.	Minnesota Vikings	8
3.	Pittsburgh Steelers	7
	Kansas City Chiefs	7
5.	Four teams tied with	6

- Pittsburgh's .304 winning percentage in games in which it trailed by 10 or more points is the sixth-highest in the NFL since the start of the 2020 season (min. 10 games).

**BEST WIN PERCENTAGE WHEN TRAILING BY 10+ POINTS SINCE 2020 (MIN. 10 GAMES).**

RANK	TEAM	W	L	T	WIN PCT.
1.	Kansas City Chiefs	7	6	0	.538
2.	Tampa Bay Buccaneers	9	13	0	.409
3.	Minnesota Vikings	8	15	0	.348
4.	Tennessee Titans	6	12	0	.333
5.	Green Bay Packers	5	11	0	.313
6.	Pittsburgh Steelers	7	16	0	.304
7.	Las Vegas Raiders	6	15	0	.286
8.	New Orleans Saints	6	17	0	.261
9.	Philadelphia Eagles	6	19	0	.240
10.	Baltimore Ravens	3	10	0	.231

**CONVERTING WHEN IT MATTERS**

- The Steelers converted on 11 of 15 fourth-down attempts in 2022, which ranked third in the NFL in fourth-down-conversion percentage (73.3%), improving from 2021 when they ranked 24th (47.6%).

**HIGHEST FOURTH-DOWN CONVERSION PERCENTAGE IN 2022**

RANK	TEAM	4TH%
1.	L.A. Rams	78.9
2.	Kansas City Chiefs	75.0
3.	Pittsburgh Steelers	73.3
4.	Philadelphia Eagles	68.8
5.	Seattle Seahawks	57.1
	Carolina Panthers	57.1

**PROTECTING THE QB**

- Since the start of the 2019 season, Pittsburgh ranks third in sacks allowed per pass attempt (4.8%).

**NFL FEWEST SACKS ALLOWED PER PASS ATTEMPT SINCE 2019**

RANK	TEAM	SACKS ALLOWED PCT.
1.	Kansas City Chiefs	3.9
2.	Tampa Bay Buccaneers	4.0
3.	Pittsburgh Steelers	4.8
4.	Dallas Cowboys	4.9
5.	L.A. Chargers	5.0

- Pittsburgh has allowed 122 sacks since the start of the 2019 season, which is tied for the third-fewest in the NFL over the span.

**NFL FEWEST SACKS ALLOWED SINCE 2019**

RANK	TEAM	SACKS ALLOWED
1.	Kansas City Chiefs	103
2.	Tampa Bay Buccaneers	114
3.	Pittsburgh Steelers	122
	Green Bay Packers	122
5.	Buffalo Bills	127
	Dallas Cowboys	127

**TOP OF HIS CLASS**

- QB **Kenny Pickett** played in 13 games and started in 12 – both of which were the most in the NFL by a rookie quarterback in 2022. He completed 245-of-389 passes for 2,404 yards and seven TDs. He registered a quarterback rating of 76.7.
- Pickett set rookie franchise records in completions and attempts, and ranked second in passing yards, completion percentage, passing TDs and victories.

**FRANCHISE QB RECORDS IN TEAM STARTING DEBUT**

CATEGORY	NAME	STAT
Completions	Kenny Pickett, 2022	245
	Ben Roethlisberger, 2004	196
Attempts	Kenny Pickett, 2022	389
	Ben Roethlisberger, 2004	295
Completion Percentage	Ben Roethlisberger, 2004	66.4%
	Kenny Pickett, 2022	63.0%
Passing Yards	Ben Roethlisberger, 2004	2,621
	Kenny Pickett, 2022	2,404
Passing TDs	Ben Roethlisberger, 2004	17
	Kenny Pickett, 2022	7
Quarterback Rating	Ben Roethlisberger, 2004	98.1
	Kenny Pickett, 2022	76.7
Victories	Ben Roethlisberger, 2004	13
	Kenny Pickett, 2022	7

- Pickett was the first rookie in NFL history to have a game-winning TD pass in the final minute of the fourth quarter in back-to-back games (Week 16 vs. Las Vegas and Week 17 at Baltimore).
- Pickett led NFL rookies with 2,404 pass yards this season and joined Ben Roethlisberger (2,621 in 2004) as the only rookies in franchise history to ever pass for 2,000 or more yards.

**MOST COMPLETIONS BY ROOKIE QB IN 2022**

RANK	PLAYER. TEAM	COMPLETIONS
1.	Kenny Pickett, Pittsburgh Steelers	235
2.	Brock Purdy, San Francisco 49ers	85
3.	Deshaun Watson, Houston Texans	73
4.	Bailey Zappe, New England Patriots	41
5.	Skylar Thompson, Miami Dolphins	27

**MOST PASSING YARDS BY ROOKIE QB IN 2022**

RANK	PLAYER. TEAM	YARDS
1.	Kenny Pickett, Pittsburgh Steelers	2,284
2.	Brock Purdy, San Francisco 49ers	1,098
3.	Deshaun Watson, Atlanta Falcons	708
4.	Bailey Zappe, New England Patriots	497
5.	Anthony Brown, Baltimore Ravens	286

- Pickett did not throw an interception in seven of his last eight starts of the season. His one interception after Week 10 was the second-fewest in the League among quarterbacks that started at least eight games over the span.

**FEWEST INTERCEPTIONS BY STARTING QB SINCE WEEK 10 (MIN. 8 GS)**

RANK	PLAYER. TEAM	INT
1.	Jared Goff, Detroit Lions	0
2.	Kenny Pickett, Pittsburgh Steelers	1
3.	Trevor Lawrence, Jacksonville Jaguars	2
4.	Daniel Jones, N.Y. Giants	3
5.	Andy Dalton, New Orleans Saints	4
	Mac Jones, New England Patriots	4

- Pickett was the first rookie quarterback since the 1970 AFL-NFL merger to win four or more games (as starter) and throw fewer than two interceptions over the course of November and December.
- Pickett was one of two QBs in the League to start Weeks 10-14 and not throw an interception.

**PICKETT'S FIRST FIVE STARTS VS. LAST SEVEN STARTS**

CATEGORY	FIRST FIVE	LAST SEVEN*
W-L Record	2-3	6-1
Completions/Game	24.0	16.4
Completions/Game	36.4	27.7
Completion Percentage	65.9%	59.3%
Passing Yards/Game	208.2	177.6
Passing Yards/Attempt	5.72	6.41
Passing Yards/Completion	8.68	10.81
Interception Pct.	2.7%	0.5%
Interceptions	5	1
Passer Rating	73.1	84.6
20+ Yard Completions	9	17
50+ Yard Completions	0	1

\*includes Week 14 vs. Baltimore when left game in first quarter

- Pickett's streak of 145 consecutive passes without an interception was the third-longest active streak in the NFL when it ended and 13th-longest streak by an NFL rookie since 2000.

**MOST CONSECUTIVE PASSES WITHOUT AN INTERCEPTION BY ROOKIE QB SINCE 2000**

RANK	PLAYER	ATT.	START	END
1.	Kyler Murray, Arizona	211	09/29/2019	11/10/2019
2.	Dak Prescott, Dallas	176	09/11/2016	10/16/2016
	Derek Carr, Oakland	176	11/30/2014	12/28/2014
4.	Dak Prescott, Dallas	171	10/30/2016	12/11/2016
5.	Sam Bradford, St. Louis	169	10/10/2010	11/21/2010
6.	Nick Foles, Philadelphia	168	11/18/2012	12/13/2012
7.	Gardner Minshew, Jacksonville	163	09/08/2019	10/13/2019
8.	Mike Glennon, Tampa Bay	158	10/13/2013	11/11/2013
9.	Zach Wilson, N.Y. Jets	156	12/05/2021	01/09/2022
10.	Tua Tagovailoa, Miami	152	10/18/2020	12/13/2020
11.	Joe Burrow, Cincinnati	151	10/25/2020	11/22/2020
12.	Bruce Gradkowski, Tampa Bay	147	10/15/2006	11/13/2006
13.	Kenny Pickett, Pittsburgh	145	11/13/2022	12/24/2022

- Pickett's streak of 145 consecutive passes without an interception was the 14th-longest streak in the NFL this season.

**MOST CONSECUTIVE PASSES WITHOUT AN INTERCEPTION IN 2022**

RANK	PLAYER	ATT.
1.	Tom Brady, Tampa Bay Buccaneers	399
2.	Jared Goff, Detroit Lions	295
3.	Trevor Lawrence, Jacksonville Jaguars	204
4.	Tua Tagovailoa, Miami Dolphins	193
5.	Daniel Jones, N.Y. Giants	176
6.	Jacoby Brissett, Cleveland Browns	165
7.	Justin Herbert, L.A. Chargers	162
8.	Mac Jones, New England Patriots	161
9.	Aaron Rodgers, Green Bay Packers	155
10.	Daniel Jones, N.Y. Giants	153
11.	Justin Herbert, L.A. Chargers	150
12.	Jalen Hurts, Philadelphia Eagles	149
13.	Joe Burrow, Cincinnati Bengals	146
14.	Kenny Pickett, Pittsburgh Steelers	145

- Pickett's streak of 145 consecutive passes without an interception was the 11th-longest streak in franchise history (spans season).

**MOST CONSECUTIVE PASSES WITHOUT AN INTERCEPTION IN FRANCHISE HISTORY (SPANS SEASONS)**

RANK	PLAYER	ATT.	START	END
1.	Ben Roethlisberger	207	11/10/2013	12/15/2013
2.	Bubby Brister	178	09/10/1989	11/05/1989
3.	Ben Roethlisberger	174	10/10/2021	11/28/2021
4.	Ben Roethlisberger	173	12/05/2010	09/11/2011
5.	Ben Roethlisberger	165	11/30/2014	12/28/2014
6.	Ben Roethlisberger	162	11/06/2016	12/04/2016
7.	Kordell Stewart	159	10/29/2001	12/02/2001
8.	Neil O'Donnell	149	09/20/1992	11/01/1992
9.	Neil O'Donnell	147	12/11/1994	10/19/1995
10.	Ben Roethlisberger	146	10/12/2014	11/09/2014
11.	Kenny Pickett	145	10/30/2022	12/24/2022

- Pickett's streak of 145 consecutive passes without an interception was tied for the 10th-longest streak in franchise history (single season).

**MOST CONSECUTIVE PASSES WITHOUT AN INTERCEPTION IN FRANCHISE HISTORY (SINGLE SEASON)**

RANK	PLAYER	ATT.	START	END
1.	Ben Roethlisberger	207	11/10/2013	12/15/2013
2.	Bubby Brister	178	09/10/1989	11/05/1989
3.	Ben Roethlisberger	174	10/10/2021	11/28/2021
4.	Ben Roethlisberger	165	11/30/2014	12/28/2014
5.	Ben Roethlisberger	162	11/06/2016	12/04/2016
6.	Kordell Stewart	159	10/29/2001	12/02/2001
7.	Ben Roethlisberger	158	12/05/2010	01/02/2011
8.	Neil O'Donnell	149	09/20/1992	11/01/1992
9.	Ben Roethlisberger	146	10/12/2014	11/09/2014
10.	Kenny Pickett	145	10/30/2022	12/24/2022
	Kent Graham	145	10/12/2014	11/09/2014

- Pickett threw a 14-yard TD pass to WR **George Pickens** with 0:46 left in the fourth quarter that gave the Steelers a 13-10 lead in Week 16 of 2022 vs. Las Vegas.
- His 14-yard TD pass to WR **George Pickens** marked only the fourth instance in the Super Bowl era of a rookie QB throwing a game-winning TD to a rookie receiver in the final two minutes of regulation.

**ROOKIE-TO-ROOKIE GAME-WINNING TD PASSES IN LAST 2 MINUTES OF 4TH QUARTER – SINCE 1966 (REG & POST)**

DATE	TEAM	PASS PLAY (TIME LEFT)
12/24/2022	Pittsburgh Steelers	Kenny Pickett-George Pickens (0:46)
10/28/2018	Arizona Cardinals	Josh Rosen-Christian Kirk (0:34)
11/22/2009	Detroit Lions	Matthew Stafford-Brandon Pettigrew (0:00)
10/31/1999	Cleveland Browns	Tim Couch-Kevin Johnson (0:00)

- Pickett completed 34-of-52 passes (65.4 percent) for 327 yards, one interception and a 74.8 rating in his first career start (Week 5 at Buffalo).
- Pickett set franchise records for pass completions, pass attempts and passing yards in a first career start.

**FRANCHISE QB RECORDS IN TEAM STARTING DEBUT**

CATEGORY	NAME	STAT
Completions	Kenny Pickett	34
Attempts	Kenny Pickett	52
Completion Percentage	Devlin Hodges	75.0%
Passing Yards	Kenny Pickett	327
Passing TDs	Tommy Maddox	3
	Earl Morrall	3
Quarterback Rating	Ted Marchibroda	120.0
Passing Yards/Attempt	Ron Smith	11.50

**FRANCHISE QB RECORDS IN CAREER STARTING DEBUT**

CATEGORY	NAME	STAT
Completions	Kenny Pickett	34
Attempts	Kenny Pickett	52
Completion Percentage	Devlin Hodges	75.0%
Passing Yards	Kenny Pickett	327
Passing TDs	Mason Rudolph	2
	Ron Smith	2
	Rudy Bukich	2
	Scott Campbell	2
Quarterback Rating	Ted Marchibroda	120.0
Passing Yards/Attempt	Ron Smith	11.50

- Pickett's 34 completions are the most by a rookie quarterback in their first career start since the 1970 NFL-AFL merger (previous record was 32, Sam Bradford, St. Louis Rams, vs. Arizona Cardinals in 2010).
- Pickett's 52 pass attempts are tied for the third-most by a rookie quarterback in their first career start since the 1970 NFL-AFL merger (record is 55, Sam Bradford, St. Louis Rams, vs. Arizona Cardinals in 2010).
- Pickett's 327 passing yards are the eighth-most by a rookie quarterback in their first career start since the 1970 NFL-AFL merger (record is 422, Cam Newton, Carolina Panthers, at Arizona Cardinals in 2011).

**NFL ROOKIE QB RECORDS IN CAREER STARTING DEBUT**

CATEGORY	NAME	STAT
Completions	Kenny Pickett, 2022	34
Attempts	Sam Bradford, 2010	55
Completion Percentage	Marcus Mariota, 2015	86.7%
Passing Yards	Cam Newton, 2011	422
Passing TDs	Marcus Mariota, 2015	4
	Todd Bouman, 2001	4
Quarterback Rating	Marcus Mariota, 2015	158.3
Passing Yards/Attempt	Dennis Shaw	15.10

**KENNY PICKETT RANKS IN NFL ROOKIE QB CAREER STARTING DEBUT**

CATEGORY	STAT	RANK
Completions	34	1st
Attempts	52	2nd
Passing Yards	327	8th

- Pickett became the first quarterback since the 1970 AFL-NFL merger to have multiple rushing TDs in his first career game.
- Pickett is the fifth quarterback in franchise history with multiple rushing TDs in a single game and first since Kordell Stewart at San Diego Chargers (12/24/2000).
- Pickett joins **Kordell Stewart** (six times), **Bubby Brister** (once), **Mark Malone** (once) and **Terry Bradshaw** (three times) as quarterbacks in franchise history with multiple rushing TDs in a single game.

**MITCH EXCELS IN A PINCH**

- QB **Mitch Trubisky** played in seven games (five starts) for the Steelers in 2022. He completed 117-of-180 passes for 1,252 yards and four TDs.
- Trubisky, who started the first four games of the season, made three appearances for an injured QB **Kenny Pickett**.
- Trubisky completed 17-of-22 passes for 179 yards with no interceptions and helped convert a season-high 12-of-16 third-down conversions in Week 15 of 2022 at Carolina.
- Trubisky completed 22-of-30 passes for 276 yards and a TD in Week 14 vs. Baltimore.
- In duty vs. Carolina, Baltimore and Tampa Bay, Trubisky has completed 48-of-64 passes for 599 yards, two TDs and three interceptions. His passer rating is 94.46.
- Trubisky completed 9-of-12 passes (75.0 percent) for 144 yards, one TD and a 142.4 rating in Week 6 vs. Tampa Bay after entering the game following a third-quarter injury to **Kenny Pickett**.
- Trubisky was lights out on third down against the Buccaneers. He completed 5-of-7 passes (71.4 percent) for 118 yards on third down, including five completions that netted a first down.

**TRUBISKY ON THIRD DOWN VS. TAMPA BAY**

QTR	LOS	DIST.	PLAY
3	PIT 20	3rd-15	Pass to Chase Claypool to PIT 36 for 16 yards
3	PIT 41	3rd-5	Pass incomplete to Dontae Johnson
3	TB 47	3rd-5	Pass incomplete to Jaylen Warren
4	PIT 26	3rd-13	Pass to George Pickens to PIT 40 for 14 yards
4	PIT 44	3rd-6	Pass to Co. Heyward to TB 11 for 45 yards
4	PIT 20	3rd-15	Pass to Chase Claypool to PIT 37 for 17 yards
4	PIT 36	3rd-11	Pass to Chase Claypool to TB 38 for 26 yards

- Trubisky converted a quartet of third down plays of longer than 11 yards in the second half vs. Tampa Bay in Week 6.
- The four such third-down conversions (11+ yards) are the most by a Steelers quarterback since **Ben Roethlisberger** had four at Denver in Week 1 of 2012.

**MOST THIRD-DOWN PASS CONVERSIONS OF 11+ YARDS BY STEELERS QB SINCE 2000**

RK	PLAYER, OPP.	YEAR	3RD 11+ YDS
1.	Mitch Trubisky vs. Tampa Bay	2022, Wk 6	4
	Ben Roethlisberger at Denver	2012, Wk 1	4
3.	Ben Roethlisberger vs. Tennessee	2020, Wk 7	3
	Mason Rudolph vs. Miami	2019, Wk 8	3
	Ben Roethlisberger vs. New England	2011, Wk 8	3
	Tommy Maddox vs. Cincinnati	2003, Wk 13	3

- Trubisky is 31-24 (.564) in his career as a starter, including a 27-16 (.628) mark since the start of 2018.
- His .564 career winning percentage is the ninth-highest by an active QB in the League with a minimum of 50 starts.

**HIGHEST CAREER WIN PERCENTAGE (ACTIVE QB, MIN. 50 STARTS)**

RANK	PLAYER	W	L	T	WIN PCT.
1.	Patrick Mahomes	64	16	0	.800
2.	Tom Brady	251	82	0	.754
3.	Lamar Jackson	45	16	0	.738
4.	Jimmy Garoppolo	40	17	0	.702
5.	Josh Allen	52	24	0	.684
6.	Aaron Rodgers	147	75	1	.661
7.	Dak Prescott	61	36	0	.629
8.	Russell Wilson	108	64	1	.627
9.	Mitch Trubisky	31	24	0	.564
10.	Joe Flacco	99	81	0	.550

**NAJEE HARRIS (ING) OPPOSING DEFENSES**

- RB **Najee Harris** can become the fourth player since 2000 with at least 1,000 rushing yards and 10 scrimmage TDs in each of his first three career seasons, joining **Chris Johnson**, **Adrian Peterson** and **LaDainian Tomlinson**.
- Harris eclipsed 1,000 yards rushing for the second consecutive season in 2022. He is the first running back in franchise history to rush for at least 1,000 yards in each of his first two seasons in the NFL.
- Harris rushed for 1,034 yards on 272 carries (3.8 avg.) and seven TDs. He added 41 catches for 229 yards and three TDs.
- Harris -- similar to the rest of the Steelers' offense -- improved significantly after the Bye Week. He rushed for 673 yards on 164 carries (4.1 avg.) and six TDs. Harris was injured in the first half in Week 12 at Indianapolis or his totals would be ever higher.

**WHERE HARRIS RANKED IN THE NFL AFTER THE BYE WEEK**

	WEEKS 10-18 (RK)
Rushes	164 (3rd)
Rush Yards	673 (3rd)
Rush TDs	6 (t-5th)
Rushes/Game	18.2 (4th)
Rush Yards/Game	74.8 (9th)

**HARRIS BEFORE BYE WEEK VS. HARRIS AFTER BYE WEEK**

	WEEKS 1-8 (RK)	WEEKS 10-18 (RK)
Rushes	108 (13th)	164 (3rd)
Rush Yards	361 (t-28th)	673 (3rd)
Yards/Rush	3.3 (29th)	4.10 (35th)
Rush TDs	1 (t-54th)	6 (t-5th)
Rushes/Game	13.5 (t-17th)	18.2 (4th)
Rush Yards/Game	45.1 (37th)	74.8 (9th)
Rushing 1st downs	15 (t-42nd)	30 (t-10th)

- Harris led the team in rushing with 22 carries for 111 yards (5.0 avg.) while adding 12 receiving yards on two receptions (6.0 avg.), including the gamewinning, 10-yard TD reception at Baltimore in Week 17.
- Harris connected with QB **Kenny Pickett** for a 10-yard TD pass that gave the Steelers a 16-13 lead with 0:56 left in the fourth quarter. He registered his third TD reception of the season and sixth of his career (2021-22).
- Harris' 111 yards rushing are the most by an opposing running back vs. Baltimore since Week 11 of 2020 (**Derrick Henry**, Tennessee, 133).
- Harris' 111 yards rushing are the most by a Steelers running back vs. Baltimore since Week 4 of 2017 (**Le'Veon Bell**, 144) and eighth-most in series history.
- Harris went 430 scrimmage touches (347 rushes and 83 receptions) to open his career without a fumble, which was tied for the seventh-most scrimmage touches (sixth among running backs) without a fumble to open a career in NFL history.
- Harris' first career fumble in the regular season came when the Steelers were were attempting multiple laterals on the final play of the Week 3 loss at Cleveland.

**MOST CONSECUTIVE SCRIMMAGE TOUCHES TO BEGIN CAREER WITHOUT FUMBLE (SINCE 1991)**

RANK	PLAYER	TOUCHES	START	END
1.	Jamaal Williams	747	09/10/2017	12/05/2021
2.	Phillip Lindsay	724	09/09/2018	Active
3.	James White	631	09/29/2014	11/09/2020
4.	BenJarvus Green-Ellis	590	10/12/2008	09/23/2012
5.	Marvin Jones Jr.	550	09/30/2012	Active
6.	Jerick McKinnon	433	09/07/2014	10/01/2017
7.	Najee Harris	430	09/12/2021	09/22/2022
	Darnay Scott	430	09/04/1994	12/29/2002
9.	Deion Branch	409	09/09/2002	09/26/2010
10.	Cordarrelle Patterson	401	09/08/2013	09/19/2021

- Harris had 428 career rushes before his first fumble on a rush, which is the fifth-most rushes without a fumble to open a career in NFL history.

**MOST CONSECUTIVE RUSHES TO BEGIN CAREER WITHOUT FUMBLE (SINCE 1991)**

RANK	PLAYER	RUSHES	START	END
1.	Phillip Lindsay	637	09/09/2018	Active
2.	Saquon Barkley	606	09/09/2018	12/19/2021
3.	Jamaal Williams	603	09/10/2017	12/05/2021
4.	BenJarvus Green-Ellis	560	10/20/2008	09/23/2012
5.	Najee Harris	428	09/12/2021	11/13/2022
6.	Scottie Graham	364	12/20/1992	11/16/1997
7.	Darrell Henderson Jr.	396	09/08/2019	Active
8.	Jerick McKinnon	334	09/07/2014	10/01/2017
9.	Jackie Battle	326	12/23/2007	12/28/2014
10.	C.J. Anderson	320	10/27/2013	12/28/2015

- Harris is one of two players in the NFL with 2,200 or more rushing yards and 650 or more receiving yards since the start of the 2021 season.

**PLAYERS WITH 2,200+ RUSH YARDS, 650+ REC. YARDS SINCE 2021**

PLAYER, TEAM	RUSH YDS	REC YDS
Najee Harris, Pittsburgh Steelers	2,234	696
Josh Jacobs, Las Vegas Raiders	2,525	748

- Harris is one of two players in franchise history with 2,200 or more rushing yards and 650 or more receiving yards in the first two years in the NFL.

**STEELERS WITH 2,200+ RUSH YARDS, 650+ REC. YARDS IN FIRST TWO YEARS IN THE NFL**

PLAYER, TEAM	RUSH YDS	REC YDS
Najee Harris, Pittsburgh Steelers	2,234	696
Le'Veon Bell, Pittsburgh Steelers	2,221	1,253

- Harris is the 17th player in the NFL with 2,200 or more rushing yards and 650 or more receiving yards in their first two years in the League since the 1970 AFL-NFL merger.

**PLAYERS WITH 2,200+ RUSH YARDS, 650+ REC. YARDS IN FIRST TWO YEARS IN THE NFL SINCE 1970 AFL-NFL MERGER**

PLAYER, TEAM	RUSH YDS	REC YDS
Jonathan Taylor, Indianapolis Colts	3,141	673
Saquon Barkley, N.Y. Giants	2,427	1,232
Le'Veon Bell, Pittsburgh Steelers	2,611	1,360
Eddie Lacy, Green Bay Packers	2,411	698
Edgerrin James, Indianapolis Colts	3,262	1,180
Terrell Davis, Denver Broncos	2,655	677
Marshall Faulk, Indianapolis Colts	2,360	997
Barry Sanders, Detroit Lions	2,774	762
Joe Cribbs, Buffalo Bills	2,282	1,018
Billy Sims, Detroit Lions	2,740	1,072
William Andrews, Atlanta Falcons	2,331	765
Tony Dorsett, Dallas Cowboys	2,332	651
Clinton Portis, Denver Broncos	3,099	678
Chris Johnson, Tennessee Titans	3,234	763
Domanick Williams, Houston Texans	2,219	939
Najee Harris, Pittsburgh Steelers	2,154	686

- Harris' 2,234 rush yards are the sixth-most in the NFL since the start of the 2021 season.

**MOST RUSH YARDS SINCE 2021**

RANK	PLAYER, TEAM	YDS
1.	Nick Chubb, Cleveland Browns	2,784
2.	Jonathan Taylor, Indianapolis Colts	2,672
3.	Josh Jacobs, Las Vegas Raiders	2,525
4.	Derek Henry, Tennessee Titans	2,475
5.	Dalvin Cook, Minnesota Vikings	2,332
6.	Najee Harris, Pittsburgh Steelers	2,234
7.	Miles Sanders, Philadelphia Eagles	2,023
8.	Joe Mixon, Cincinnati Bengals	2,019
9.	Aaron Jones, Green Bay Packers	1,920
10.	Saquan Barkley, N.Y. Giants	1,905

- Harris' 2,930 scrimmage yards are the sixth-most by a running back in the NFL since the start of the 2021 season.

**MOST SCRIMMAGE YARDS BY RUNNING BACK SINCE 2021**

RANK	PLAYER, TEAM	YDS
1.	Josh Jacobs, Las Vegas Raiders	3,273
2.	Nick Chubb, Cleveland Browns	3,197
3.	Austin Ekeler, L.A. Chargers	3,195
4.	Jonathan Taylor, Indianapolis Colts	3,175
5.	Derek Henry, Tennessee Titans	3,027
6.	Najee Harris, Pittsburgh Steelers	2,930
7.	Dalvin Cook, Minnesota Vikings	2,851
8.	Joe Mixon, Cincinnati Bengals	2,774
9.	Alvin Kamara, New Orleans Saints	2,724
10.	Aaron Jones, Green Bay Packers	2,706

**FREIERMUTH, FLYING HIGH**

- TE Pat Freiermuth registered 63 catches for 732 yards (11.6 avg.) and two TDs in 2022.
- His 63 receptions were the sixth-most by a tight end in the NFL last season.

**MOST RECEPTIONS BY TIGHT END IN 2022**

RANK	PLAYER	REC.
1.	Travis Kelce, Kansas City Chiefs	110
2.	T.J. Hockenson, Minnesota Vikings	86
3.	Mark Andrews, Baltimore Ravens	73
	Evan Engram, Jacksonville Jaguars	73
5.	Tyler Higbee, L.A. Rams	72
6.	Pat Freiermuth, Pittsburgh Steelers	63
7.	George Kittle, San Francisco 49ers	60
8.	Tyler Conklin, N.Y. Jets	58
	Gerald Everett, L.A. Chargers	58
	David Njoku, Cleveland Browns	58

- His 732 receiving yards were the sixth-most by a tight end in the NFL last season.

**MOST RECEIVING YARDS BY TIGHT END IN 2022**

RANK	PLAYER	YDS
1.	Travis Kelce, Kansas City Chiefs	1,338
2.	T.J. Hockenson, Minnesota Vikings	914
3.	Mark Andrews, Baltimore Ravens	847
4.	Evan Engram, Jacksonville Jaguars	766
5.	George Kittle, San Francisco 49ers	765
6.	Pat Freiermuth, Pittsburgh Steelers	732
7.	Dallas Goedert, Philadelphia Eagles	702
8.	David Njoku, Cleveland Browns	628
9.	Tyler Higbee, L.A. Rams	620
10.	Dalton Schultz, Dallas Cowboys	577



- His 63 receptions in 2022 were tied for the fourth-most in a season by a tight end in franchise history.

**MOST RECEPTIONS BY TIGHT END IN A SEASON IN FRANCHISE HISTORY**

RANK	PLAYER, YEAR	REC.
1.	Heath Miller, 2009	76
2.	Heath Miller, 2012	71
3.	Heath Miller, 2014	66
4.	Pat Freiermuth, 2022	63
	Eric Green, 1993	63
6.	Pat Freiermuth, 2021	60
	Heath Miller, 2015	60
8.	Heath Miller, 2013	58
9.	Eric Ebron, 2020	56
10.	Heath Miller, 2011	51

- His 732 receiving yards in 2022 were the fifth-most in a season by a tight end in franchise history.

**MOST RECEIVING YARDS BY TIGHT END IN A SEASON IN FRANCHISE HISTORY**

RANK	PLAYER, YEAR	YDS
1.	Eric Green, 1993	942
2.	Heath Miller, 2012	816
3.	Heath Miller, 2009	789
4.	Heath Miller, 2014	761
5.	Pat Freiermuth, 2022	732
6.	Heath Miller, 2011	631
7.	Eric Green, 1994	618
8.	Vance McDonald, 2018	610
9.	Heath Miller, 2013	593
10.	Eric Green, 1991	582

- Freiermuth registered a career-long 57-yard reception in Week 13 of 2022 at Atlanta. His 57-yard reception snapped the 21-game streak without a 50+ yard pass play for the Steelers. The 21-game streak without a 50+ yard pass play was the second-longest active streak in the NFL.
- His 57-yard catch was the longest reception by a Pittsburgh tight end since Vance McDonald's 75-yard reception against the Buccaneers in 2018. It was the second-longest reception by a Steelers' tight end in the **Mike Tomlin** era.
- His 57-yard catch was the second-longest reception by a Pittsburgh tight end since 2000.

**LONGEST RECEPTION BY STEELERS TIGHT END SINCE 2000**

RANK	PLAYER	YDS
1.	Heath Miller at Miami, 09/07/2006	87
2.	Vance McDonald at Tampa Bay, 09/24/2018	75
3.	Pat Freiermuth at Atlanta, 12/04/2022	57
4.	Jesse James at Baltimore, 11/04/2018	51
5.	Heath Miller at Minnesota, 12/18/2005	50

- Freiermuth's 57-yard catch was the third-longest reception by a tight end last season.

**LONGEST RECEPTION BY NFL TIGHT END IN 2022**

RANK	PLAYER	YDS
1.	T.J. Hockenson vs. Seattle, Week 4	81
2.	T.J. Hockenson vs. Miami, Week 8	58
3.	Pat Freiermuth at Atlanta, Week 13	57
4.	Ross Dwelley at L.A. Rams, Week 8	56
5.	George Kittle at Seattle, Week 15	54

- Freiermuth was one of four tight ends in the League last season with at least five games of at least 75 yards receiving (Travis Kelce, 9; George Kittle, 5; Mark Andrews, 5).

- Freiermuth registered five games of 75 or more receiving yards, which was tied for the second-most among NFL tight ends last season.

**MOST 75-YARD RECEIVING GAMES BY TIGHT END IN 2022**

RANK	PLAYER	GAMES
1.	Travis Kelce, Kansas City Chiefs	9
2.	Pat Freiermuth, Pittsburgh Steelers	5
	George Kittle, San Francisco 49ers	5
	Mark Andrews, Baltimore Ravens	5
5.	T.J. Hockenson, Minnesota Vikings	4

- His 123 receptions are the most by a tight end in franchise history over their first two years in the NFL.

**MOST RECEPTIONS BY STEELERS TIGHT END IN FIRST TWO YEARS IN THE NFL**

RANK	PLAYER	REC.
1.	Pat Freiermuth	123
2.	Eric Green	75
3.	Heath Miller	73
4.	Jesse James	47
5.	Mark Bruener	38

- Freiermuth was the 10th tight end in NFL history to reach 100 career receptions in 25 games or less.
- Freiermuth reached 100 career receptions in his 25th game in the NFL, which is the 10th-fewest games needed to reach 100 receptions in NFL history.
- His 123 receptions are the sixth-most by a tight end in NFL history over their first two years in the NFL.

**MOST RECEPTIONS BY TIGHT END IN FIRST TWO YEARS IN THE NFL**

RANK	PLAYER	REC.
1.	Keith Jackson, Philadelphia Eagles	144
2.	Rob Gronkowski, New England Patriots	132
3.	George Kittle, San Francisco 49ers	131
4.	Jimmy Graham, New Orleans Saints	131
5.	Aaron Hernandez, New England Patriots	124
6.	Pat Freiermuth, Pittsburgh Steelers	123
7.	Jeremy Shockey, N.Y. Giants	122
	Jason Witten, Dallas Cowboys	122
9.	Charle Young, Philadelphia Eagles	118
10.	Kellen Winslow, San Diego Chargers	114

- Freiermuth reached 1,000 receiving yards in his 26th career games, which is tied for the fastest by a tight end in franchise history (Eric Green).
- Freiermuth is the 38th different TE in NFL history to accomplish the feat in their first 26 career games.
- His 1,229 receiving yards are the most by a tight end in franchise history over their first two years in the NFL.

**MOST RECEIVING YARDS BY STEELERS TIGHT END IN FIRST TWO YEARS IN THE NFL**

RANK	PLAYER	YDS
1.	Pat Freiermuth	1,229
2.	Eric Green	969
3.	Heath Miller	852
4.	John McLakin	472
5.	Bennie Cunningham	396

- His nine TD receptions are tied for the ninth-most among tight ends since the start of the 2021 season.

**MOST TD RECEPTIONS BY TIGHT END SINCE 2021**

RANK	PLAYER	TDS
1.	Travis Kelce, Kansas City Chiefs	21
2.	George Kittle, San Francisco 49ers	17
3.	Dawson Knox, Buffalo Bills	15
4.	Mark Andrews, Baltimore Ravens	14
5.	Dalton Schultz, Dallas Cowboys	13
6.	Hunter Henry, Cincinnati Bengals	11
	Juwon Johnson, New Orleans Saints	11
8.	T.J. Hockenson, Minnesota Vikings	10
9.	Pat Freiermuth, Pittsburgh Steelers	9
	Zach Ertz, Arizona Cardinals	9

- His nine TD catches are the third-most by a tight end in franchise history over their first two years in the NFL.

**MOST TD RECEPTIONS BY STEELERS TIGHT END IN FIRST TWO YEARS IN THE NFL**

RANK	PLAYER	TDS
1.	Eric Green	13
2.	Heath Miller	11
3.	Pat Freiermuth	9
4.	Adrian Cooper	5
5.	Jesse James	4

**JOHNSON LEADS WIDE RECEIVER CORP**

- WR **Diontae Johnson** caught 86 passes for 882 yards (10.3 avg.) in 2022. He led the Steelers in receptions and receiving yards.
- Johnson has registered at least 85 receptions in each of the last three seasons (2020-22). His streak of three straight seasons with at least 85 receptions is tied for the second-longest in the NFL.
- Johnson needs 85 receptions to become the fourth player ever to reach the mark in four of his first five seasons, joining Jimmy Graham (four seasons), Brandon Marshall (four) and Michael Thomas (four).

**ACTIVE STREAK OF CONSECUTIVE SEASONS WITH 85+ RECEPTIONS**

RANK	PLAYER	STK.
1.	Travis Kelce	5
2.	Diontae Johnson	3
	Stefon Diggs	3
	Tyreek Hill	3
	Davante Adams	3
	Justin Jefferson	3

- Johnson's 43 games with five or more receptions are tied for the fifth-most in the NFL since he entered the NFL in 2019.

**MOST 5+ RECEPTION GAMES SINCE 2019**

RANK	PLAYER	GAMES
1.	Travis Kelce	48
	Davante Adams	48
3.	Cooper Kupp	47
4.	Stefon Diggs	45
5.	Diontae Johnson	43
	Chris Godwin	43

- His 34 games with five or more receptions and 50 or more receiving yards are the eighth-most in the NFL since he entered the NFL in 2019.

**MOST 5+ RECEPTION, 50+ RECEIVING YARD GAMES SINCE 2019**

RANK	PLAYER	GAMES
1.	Travis Kelce	43
2.	Cooper Kupp	41
	Stefon Diggs	41
	Davante Adams	41
5.	Chris Godwin	38
6.	Keenan Allen	37
7.	Tyreek Hill	35
8.	Diontae Johnson	34
9.	Tyler Lockett	32
	DeAndre Hopkins	32
	Justin Jefferson	32

- His 20 games with five or more receptions and 50 or more receiving yards are tied for the seventh-most in the NFL since the start of the 2021 season.

**MOST 5+ RECEPTION, 50+ RECEIVING YARD GAMES SINCE 2021**

RANK	PLAYER	GAMES
1.	Cooper Kupp	24
	Justin Jefferson	24
3.	Stefon Diggs	23
	Davante Adams	23
5.	CeeDee Lamb	21
	Chris Godwin	21
7.	Diontae Johnson	20
	Michael Pittman	20
	Travis Kelce	20
10.	Tyreek Hill	19
	Mark Andrews	19
	Amon-Ra St. Brown	19

- Johnson has now played in 64 career games for the Steelers. He has registered 340 catches for 3,646 yards and 20 TDs.
- Johnson's 340 receptions are the most by a player in franchise history over their first four years in the NFL.

**MOST RECEPTIONS IN FIRST FOUR YEARS IN FRANCHISE HISTORY**

RANK	PLAYER	REC.
1.	Diontae Johnson	340
2.	Julu Smith-Schuster	308
3.	Antonio Brown	261
4.	Mike Wallace	235
	Santonio Holmes	235

- Johnson's 340 receptions are the fourth-most by a player in NFL history over their first four years in the NFL.

**MOST RECEPTIONS IN FIRST FOUR YEARS IN NFL HISTORY**

RANK	PLAYER	REC.
1.	Michael Thomas	470
2.	Jarvis Landry	400
3.	Anquan Boldin	342
4.	Diontae Johnson	340
5.	Larry Fitzgerald	330

- Johnson reached 300 career receptions in his 56th game in the NFL, which was the fewest games needed to reach 300 receptions in franchise history and tied for the 11th-fewest game in League history.

**FEWEST GAMES TO 300 CAREER RECEPTIONS IN NFL HISTORY**

RANK	PLAYER	GP
1.	Michael Thomas	45
	Odell Beckham Jr.	45
3.	Anquan Boldin	47
4.	Christian McCaffrey	48
5.	Jarvis Landry	49
6.	Keenan Allen	51
	Julio Jones	51
8.	Alvin Kamara	53
9.	Stefon Diggs	55
	A.J. Green	55
11.	Diontae Johnson	56
	Larry Fitzgerald	56
	Cooper Kupp	56

- Johnson eclipsed 3,000 career receiving yards in his 52nd game in the NFL, which was tied for the sixth-fewest games needed to reach 3,000 yards in franchise history.

**FEWEST GAMES TO 3,000 RECEIVING YARDS IN FRANCHISE HISTORY**

RANK	PLAYER	GP
1.	Juju Smith-Schuster	44
2.	Mike Wallace	45
3.	Antonio Brown	48
4.	Plaxico Burris	50
5.	Santonio Holmes	51
6.	Diontae Johnson	52

- Johnson's 3,646 receiving yards are the fourth-most by a player in franchise history over their first four years in the NFL.

**MOST RECEIVING YARDS IN FIRST FOUR YEARS IN FRANCHISE HISTORY**

RANK	PLAYER	YDS
1.	Mike Wallace	4,042
2.	Santonio Holmes	3,835
3.	Juju Smith-Schuster	3,726
4.	Diontae Johnson	3,646
5.	Antonio Brown	3,561

- Johnson's 193 receptions are the ninth-most in the NFL since the start of the 2021 season.

**MOST RECEPTIONS SINCE 2021**

RANK	PLAYER	REC.
1.	Justin Jefferson	236
2.	Tyreek Hill	230
3.	Davante Adams	223
4.	Cooper Kupp	220
5.	Stefon Diggs	211
6.	Travis Kelce	202
	Chris Godwin	202
8.	Amon-Ra St. Brown	196
9.	Diontae Johnson	193
10.	Michael Pittman	187

- Johnson's 340 receptions are the eighth-most in the NFL since he entered the League in 2019.

**MOST RECEPTIONS SINCE 2019**

RANK	PLAYER	REC.
1.	Davante Adams	421
2.	Cooper Kupp	406
3.	Travis Kelce	404
4.	Stefon Diggs	401
5.	Keenan Allen	376
6.	Tyreek Hill	375
7.	Chris Godwin	353
8.	Diontae Johnson	340
9.	Tyler Lockett	339
10.	DeAndre Hopkins	325

- Johnson recorded five or more catches in 15 straight games, which was the longest active streak in the NFL, before it ended in Week 4 vs. N.Y. Jets.
- The 15-game streak was the second-longest streak in franchise history.

**LONGEST STREAK WITH 5+ RECEPTIONS IN FRANCHISE HISTORY**

RANK	PLAYER	GAMES
1.	Antonio Brown, 2013-15	36
2.	Diontae Johnson, 2021-22	15
3.	Antonio Brown, 2018	13
4.	Antonio Brown, 2015-16	11
5.	Hines Ward, 2002	8

**PICK(ENS) OF THE LITTER**

- WR **George Pickens** caught 52 passes for 801 yards and four TDs in 2022.
- Pickens' 802 receiving yards are the fifth-most in a season by a rookie in franchise history.

**MOST RECEIVING YARDS BY ROOKIE IN FRANCHISE HISTORY**

RANK	PLAYER, YEAR	YDS
1.	Juju Smith-Schuster, 2017	917
2.	Chase Claypool, 2020	873
3.	Louis Lipps, 1984	860
4.	Santonio Holmes, 2006	824
5.	George Pickens, 2022	802
6.	Mike Wallace, 2009	756
7.	Troy Edwards, 1999	714
8.	Ron Shanklin, 1970	691
9.	Diontae Johnson, 2019	680
10.	Charles Johnson, 1994	577

- Pickens' 52 receptions are the seventh-most in a season by a rookie in franchise history.

**MOST RECEPTIONS BY ROOKIE IN FRANCHISE HISTORY**

RANK	PLAYER, YEAR	REC.
1.	Najee Harris, 2021	74
2.	Chase Claypool, 2020	62
3.	Troy Edwards, 1999	61
4.	Pat Freiermuth, 2021	60
5.	Diontae Johnson, 2019	59
6.	Juju Smith-Schuster, 2017	58
7.	George Pickens, 2022	52
8.	Santonio Holmes, 2006	49
9.	Antwaan Randle El, 2002	47
10.	Le'Veon Bell, 2013	45
	Louis Lipps, 1984	45

- Pickens' 801 receiving yards were the fourth-most by a rookie in 2022.

**MOST RECEIVING YARDS BY ROOKIE IN 2022**

RANK	PLAYER	TEAM	YDS
1.	Garrett Wilson, N.Y. Jets		1,103
2.	Chris Olave, New Orleans Saints		1,042
3.	Drake London, Atlanta Falcons		866
4.	George Pickens, Pittsburgh Steelers		801
5.	Christian Watson, Green Bay Packers		611

- Pickens' 52 receptions were the fourth-most by a rookie in 2022.

**MOST RECEPTIONS BY ROOKIE IN 2022**

RANK	PLAYER	TEAM	REC.
1.	Garrett Wilson, N.Y. Jets		83
2.	Drake London, Atlanta Falcons		72
	Chris Olave, New Orleans Saints		72
4.	George Pickens, Pittsburgh Steelers		52
5.	Rachaad White, Tampa Bay Buccaneers		50

- Pickens' four receiving TDs were tied for the third-most by a rookie in 2022.

**MOST RECEIVING TDS BY ROOKIE IN 2022**

RANK	PLAYER	TDS
1.	Jahan Dotson, Washington Commanders	7
	Christian Watson, Green Bay Packers	7
3.	George Pickens, Pittsburgh Steelers	4
	Garrett Wilson, N.Y. Jets	4
	Chris Olave, New Orleans Saints	4
	Drake London, Atlanta Falcons	4

- Pickens led all rookies in 2022 in yards per reception (15.4) with a minimum of 35 receptions.

**HIGHEST YARDS/RECEPTION BY ROOKIE IN 2022 (MIN. 35 CATCHES)**

RANK	PLAYER	AVG.
1.	George Pickens, Pittsburgh Steelers	15.4
2.	Jahan Dotson, Washington Commanders	14.9
	Christian Watson, Green Bay Packers	14.9
4.	Chris Olave, New Orleans Saints	14.5
	Alec Pierce, Indianapolis Colts	14.5

- Pickens caught a 14-yard TD reception with 46 seconds remaining in the fourth quarter that gave the Steelers a 13-10 victory in Week 16 of 2020 vs. Las Vegas.
- His 14-yard TD catch from QB **Kenny Pickett** marked only the fourth instance in the Super Bowl era of a rookie WR catching a game-winning TD from a rookie QB in the final two minutes of regulation.

**ROOKIE-TO-ROOKIE GAME-WINNING TD PASSES IN LAST 2 MINUTES OF 4TH QUARTER – SINCE 1966 (REG & POST)**

DATE	TEAM	PASS PLAY (TIME LEFT)
12/24/2022	Pittsburgh Steelers	Kenny Pickett-George Pickens (0:46)
10/28/2018	Arizona Cardinals	Josh Rosen-Christian Kirk (0:34)
11/22/2009	Detroit Lions	Matthew Stafford-Brandon Pettigrew (0:00)
10/31/1999	Cleveland Browns	Tim Couch-Kevin Johnson (0:00)

**MR. ROBINSON'S NEIGHBORHOOD**

- WR **Allen Robinson** has played in 110 career games (105 starts) over 10 seasons with Jacksonville (2014-17), Chicago (2018-21), L.A. Rams (2022) and Pittsburgh (2023).
- Robinson has recorded 528 career receptions for 6,748 yards (12.8 avg.), 43 TDs and has at least one reception in all 110 career games.
- Among active players, Robinson ranks 17th in the NFL in receiving yards with 6,748, 18th in receptions with 528 and 18th in TDs with 43.
- His 110 consecutive games with at least one reception is the third-longest active streak to open an NFL career.

**ACTIVE STREAK OF CONSECUTIVE GAMES WITH A RECEPTION**

RANK	PLAYER	STK.
1.	DeAndre Hopkins	145
2.	Travis Kelce	143
3.	Allen Robinson	111
4.	George Kittle	82

- His 110 consecutive games with at least one reception is the sixth-longest active streak in the NFL.

**ACTIVE STREAK OF CONSECUTIVE GAMES WITH A RECEPTION**

RANK	PLAYER	STK.
1.	DeAndre Hopkins	145
2.	Travis Kelce	143
3.	Stefon Diggs	119
4.	Zach Ertz	116
5.	Davante Adams	114
6.	Allen Robinson	111

- Robinson reached 500 career receptions in Week 2 of 2022 against Atlanta. He became the 160th member of the 500 catch club.

**KEEPING THE POINTS DOWN**

- Pittsburgh limited its last seven opponents to 17 points or less in 2022. The seven-game streak is the longest active streak in the NFL.

**LONGEST ACTIVE STREAK OF HOLDING OPPONENTS TO 17 PTS OR LESS**

RANK	TEAM	GAMES
1.	Pittsburgh Steelers	7
2.	New Orleans Saints	3
	Jacksonville Jaguars	3
4.	Seattle Seahawks	2
	Detroit Lions	2

- Pittsburgh's seven-game streak of holding its opponents to 17 points or less is tied for the sixth-longest in single-season franchise history and longest since an eight-game streak in the 2001 season.

**LONGEST STREAK OF HOLDING OPPONENTS TO 17 PTS OR LESS IN FRANCHISE HISTORY**

RANK	YEAR	START	END	GAMES
1.	1946	Sept. 20	Dec. 1	11
2.	1976	Week 6	Week 14	9
	1974	Week 6	Week 14	9
4.	2001	Week 3	Week 10	8
	1942	Oct. 4	Nov. 29	8
6.	2022	Week 12	-	7
	1994	Week 10	Week 16	7
	1978	Week 10	Week 16	7
	1978	Week 1	Week 7	7
	1975	Week 8	Week 14	7

- Pittsburgh's seven-game streak of holding its opponents to 17 points or less was tied for the longest in the NFL last season.

**LONGEST STREAK OF HOLDING OPPONENTS TO 17 PTS OR LESS IN 2022**

RANK	TEAM	GAMES
1.	Pittsburgh Steelers	7
	San Francisco 49ers	7
3.	Baltimore Ravens	5
4.	San Francisco 49ers	4
	Four other teams tied	4

**SECURING THE TACKLE**

- The Steelers ranked fifth in the NFL in fewest missed tackles last season with 139 (according to PFF).

**FEWEST MISSED TACKLES IN 2022**

RANK	TEAM	TACKLES	MISSED TACKLES
1.	San Francisco 49ers	1,092	93
2.	Cincinnati Bengals	1,044	98
3.	New England Patriots	1,180	99
4.	L.A. Rams	1,139	103
5.	Pittsburgh Steelers	1,111	110

**BLITZBURGH**

- The Steelers have record 50 or more sacks in five of the last six seasons. In 2021, Pittsburgh became the first team in the NFL to record 50 or more sacks in five consecutive seasons since Washington, Chicago and Dallas (1983-87).
- The five-year streak with 50 or more sacks was tied for the longest in NFL history.

**NFL MOST CONSECUTIVE 50-SACK SEASONS SINCE 1982**

RANK	TEAM	SEASONS
1.	Pittsburgh Steelers (2017-21)	5
	Washington (1983-87)	5
	Chicago Bears (1983-87)	5
	Dallas Cowboys (1983-87)	5
5.	N.Y. Giants (1985-88)	4
	Philadelphia Eagles (1984-87)	4
	San Francisco 49ers (1983-86)	4
	L.A. Raiders (1983-86)	4

- The Steelers have eclipsed the 50-sack plateau 11 times since sacks became an official statistic in 1982.

**NFL MOST 50-SACK SEASONS SINCE 1982**

RANK	TEAM	SEASONS
1.	Pittsburgh Steelers	11
	Philadelphia Eagles	11
3.	L.A. Rams	10
4.	New Orleans Saints	9
5.	N.Y. Giants	7
	Kansas City Chiefs	7
	Dallas Cowboys	7

- Pittsburgh has led the League in sacks in five of the previous six seasons, including five straight seasons (2017-21). The Steelers were the first team in NFL history to lead the NFL in sacks in five straight seasons.

**STEELERS DEFENSE NO STRANGER TO ENDZONE**

- Below is a look at Pittsburgh's most recent defensive scores. The Steelers are 57-5 (.919) when producing a defensive score. Pittsburgh is 48-4 (.923) when scoring a defensive TD and 9-1 (.900) when recording a safety.

**STEELERS DEFENSIVE SCORES SINCE 2000**

DATE	DEFENSIVE SCORE	OPP.	RESULT
09/11/2022	Minkah Fitzpatrick 31-yard INT	at CIN	W, 23-20 (ot)
12/02/2020	Joe Haden 14-yard INT	vs. BLT	W, 19-14
11/01/2020	Robert Spillane 33-yard INT	at BLT	W, 28-24
10/18/2020	Minkah Fitzpatrick 33-yard INT	vs. CLE	W, 38-7
09/20/2020	Derek Watt safety (Sam Martin)	vs. DEN	W, 26-21
11/10/2019	Minkah Fitzpatrick 43-yard FR	vs. LAR	W, 17-12
11/03/2019	Minkah Fitzpatrick 96-yard INT	vs. IND	W, 26-24
10/13/2019	Devin Bush 9-yard FR	at LAC	W, 24-17
11/08/2018	Vince Williams 17-yard INT	vs. CAR	W, 52-21
10/28/2018	Team safety	vs. CLE	W, 33-18
10/07/2018	L.J. Fort 0-yard FR	vs. ATL	W, 41-17
09/24/2018	Bud Dupree 10-yard INT	at TB	W, 30-27
09/16/2018	Artie Burns safety (Kareem Hunt)	vs. KC	L, 42-37
10/15/2017	Team safety	at KC	W, 19-13
12/04/2016	Team safety	vs. NYG	W, 24-14
11/20/2016	Javon Hargrave 0-yard FR	at CLE	W, 24-9
12/13/2015	William Gay 23-yard INT	at CIN	W, 33-20
10/12/2015	Valentino Blake 70-yard INT	at SD	W, 24-20
12/14/2014	William Gay 52-yard INT	at ATL	W, 27-20
11/17/2014	William Gay 28-yard INT	at TEN	W, 27-24
10/26/2014	Team safety	vs. IND	W, 51-34
10/26/2014	William Gay 33-yard INT	vs. IND	W, 51-34
10/05/2014	Brice McCain 22-yard INT	at JAX	W, 17-9
09/21/2014	Robert Golden 0-yard FR	at CAR	W, 37-19
12/22/2013	Cortez Allen 40-yard INT	at GB	W, 38-31
12/08/2013	Troy Polamalu 19-yard INT	vs. MIA	L, 34-28
11/24/2013	William Gay 21-yard INT	at CLE	W, 27-11
11/25/2012	Lawrence Timmons 53-yard INT	at CLE	L, 20-14
10/23/2011	Team safety	at ATL	W, 32-20
09/25/2011	Troy Polamalu 16-yard FR	at IND	W, 23-20
12/12/2010	LaMarr Woodley 14-yard INT	vs. CIN	W, 23-7
12/12/2010	Troy Polamalu 45-yard INT	vs. CIN	W, 23-7
09/26/2010	Brett Keisel 79-yard INT	at TB	W, 38-13
11/09/2009	Robert Ayers Jr. 54-yard FR	at DEN	W, 28-10
10/25/2009	LaMarr Woodley 77-yard FR	vs. MIN	W, 27-17
10/25/2009	Keyaron Fox 82-yard INT	vs. MIN	W, 27-17
12/28/2008	Tyrone Carter 32-yard INT	vs. CLE	W, 31-0
12/07/2008	Deshea Townsend 25-yard INT	vs. DAL	W, 20-13
11/16/2008	James Harrison safety (Philip Rivers)	vs. SD	W, 11-10
09/29/2008	LaMarr Woodley 7-yard FR	vs. BLT	W, 23-20 (ot)
12/20/2007	Ike Taylor 51-yard INT	at STL	W, 41-24
09/23/2007	Bryant McFadden 50-yard INT	vs. SF	W, 37-16
10/15/2006	Rian Wallace 30-yard INT	vs. KC	W, 45-7
09/07/2006	Joey Porter 42-yard INT	vs. MIA	W, 28-17
12/18/2005	Larry Foote safety (Michael Bennett)	at MIN	W, 18-3
11/06/2005	Troy Polamalu 77-yard FR	at GB	W, 20-10
01/02/2005	James Harrison 18-yard FR	at BUF	W, 29-24
11/21/2004	James Farrior 14-yard INT	at CIN	W, 19-14
11/14/2004	Russell Stuvaints 24-yard FR	at CLE	W, 24-10
10/31/2004	Deshea Townsend 39-yard INT	vs. NE	W, 34-20
10/03/2004	Troy Polamalu 26-yard INT	vs. CIN	W, 28-17
12/21/2003	Deshea Townsend 25-yard INT	vs. SD	W, 40-24
09/14/2003	Chad Scott 26-yard INT	at KC	L, 41-20
12/23/2002	Chad Scott 30-yard INT	at TB	W, 17-7
01/06/2002	Troy Edwards 32-yard FR	vs. CLE	W, 28-7
12/23/2001	Jason Gildon 27-yard FR	vs. DET	W, 47-14
11/25/2001	Chad Scott 45-yard INT	at TEN	W, 34-24
10/14/2001	Chad Scott 61-yard INT	at KC	W, 20-17
09/30/2001	Dewayne Washington 63-yard FR	at BUF	W, 20-3
11/26/2000	Jason Gildon 22-yard FR	at CIN	W, 48-28
11/12/2000	Joey Porter 32-yard FR	vs. PHI	L, 26-23 (ot)
10/15/2000	Joey Porter safety (Scott Mitchell)	vs. CIN	W, 15-0

**STACKING UP SACKS**

- The Steelers have registered a sack in 104 of their last 109 games, dating back to Nov. 6, 2016 at Baltimore (LB **T.J. Watt** did not play in four of those games without a sack).
- Pittsburgh has recorded a sack in 234 of **Mike Tomlin's** 258 career games as head coach.

**MOST SACKS DATING BACK**

YEAR	SACKS	NFL RANK	SECOND IN NFL
2021-	95	2nd	Philadelphia, 99 (1st)
2020-	151	1st	Philadelphia, 148
2019-	205	1st	Philadelphia, 191
			L.A. Rams, 191
2018-	257	1st	New Orleans, 239
2017-	313	1st	New Orleans, 281
2016-	351	1st	New Orleans, 311
			L.A. Rams, 311
2015-	399	1st	L.A. Rams, 352
2014-	432	1st	Philadelphia, 393
2013-	466	1st	L.A. Rams, 445
2012-	503	1st	L.A. Rams, 497
2011-	538	1st	L.A. Rams, 536
2010-	586	1st	L.A. Rams, 579
2009-	633	1st	L.A. Rams, 604
2008-	684	1st	Philadelphia, 641
2007-	720	1st	Philadelphia, 678
2006-	759	1st	Philadelphia, 718
2005-	806	1st	Philadelphia, 747
2004-	847	1st	Philadelphia, 794
2003-	882	1st	Philadelphia, 832
2002-	932	1st	Philadelphia, 888
2001-	987	1st	Philadelphia, 933
2000-	1,026	1st	Philadelphia, 983
1999-	1,065	1st	Philadelphia, 1,020
1998-	1,106	1st	Philadelphia, 1,062
1997-	1,154	1st	Philadelphia, 1,105
1996-	1,205	1st	Philadelphia, 1,145
1995-	1,247	1st	Philadelphia, 1,193
1994-	1,302	1st	Philadelphia, 1,235
1993-	1,344	1st	Philadelphia, 1,271
1992-	1,380	1st	Philadelphia, 1,326
1991-	1,418	1st	Philadelphia, 1,381
1990-	1,452	1st	Philadelphia, 1,426
1989-	1,483	2nd	Philadelphia, 1,488 (1st)
1988-	1,502	2nd	Philadelphia, 1,530 (1st)
1987-	1,528	2nd	Philadelphia, 1,587 (1st)
1986-	1,571	2nd	Philadelphia, 1,640 (1st)
1985-	1,607	2nd	Philadelphia, 1,693 (1st)
1984-	1,654	2nd	Philadelphia, 1,753 (1st)
1983-	1,704	3rd	Philadelphia, 1,789 (1st)
1982-	1,738	t-2nd	Philadelphia, 1,819 (1st)

**STEELERS SHINE WHEN SACKING THE QB**

- Pittsburgh has recorded 6.0 or more team sacks 61 times since sacks became an official statistic in 1982. In those 61 games, the Steelers have a 50-10-1 (.828) record and has outscored its opponents 1,515-804.

**RECORD WHEN RECORDING 6.0+ SACKS**

DATE	OPPONENT	SACKS	RESULT
01/08/2023	vs. Cleveland Browns	7.0	W, 28-14
09/11/2022	at Cincinnati Bengals	7.0	W, 23-20
01/03/2022	vs. Cleveland Browns	9.0	W, 26-14
12/05/2021	vs. Baltimore Ravens	7.0	W, 20-19
09/20/2020	vs. Denver Broncos	7.0	W, 26-21
09/30/2019	vs. Cincinnati Bengals	8.0	W, 27-3
11/18/2018	at Jacksonville Jaguars	6.0	W, 20-16
10/07/2018	vs. Atlanta Falcons	6.0	W, 41-17
09/09/2018	at Cleveland Browns	7.0	T, 21-21
12/31/2017	vs. Cleveland Browns	6.0	W, 28-24
12/25/2017	at Houston Texans	7.0	W, 34-6
09/10/2017	at Cleveland Browns	7.0	W, 21-18
11/20/2016	at Cleveland Browns	8.0	W, 24-9
01/03/2016	at Cleveland Browns	7.0	W, 28-12
11/15/2015	vs. Cleveland Browns	6.0	W, 30-9
12/21/2014	vs. Kansas City Chiefs	6.0	W, 20-12
12/23/2012	vs. Cincinnati Bengals	6.0	L, 10-13
11/21/2010	vs. Oakland Raiders	6.0	W, 35-3
10/17/2010	vs. Cleveland Browns	6.0	W, 28-10
10/11/2009	at Detroit Lions	7.0	W, 28-20
11/03/2008	at Washington Redskins	7.0	W, 23-6
10/19/2008	at Cincinnati Bengals	7.0	W, 38-10
11/05/2007	vs. Baltimore Ravens	6.0	W, 38-7
09/09/2007	at Cleveland Browns	6.0	W, 34-7
10/29/2006	at Oakland Raiders	6.0	L, 13-20
09/24/2006	vs. Cincinnati Bengals	6.0	L, 20-28
12/24/2005	at Cleveland Browns	8.0	W, 41-0
09/18/2005	at Houston Texans	8.0	W, 27-7
12/23/2002	at Tampa Bay Buccaneers	6.0	W, 17-7
12/15/2002	vs. Carolina Panthers	6.0	W, 30-14
12/23/2001	vs. Detroit Lions	6.0	W, 47-14
11/11/2001	at Cleveland Browns	7.0	W, 15-12
10/21/2001	at Tampa Bay Buccaneers	10.0	W, 17-10
12/24/2000	at San Diego Chargers	6.0	W, 34-21
10/01/2000	at Jacksonville Jaguars	7.0	W, 24-13
11/14/1999	vs. Cleveland Browns	6.0	L, 15-16
10/25/1999	vs. Atlanta Falcons	7.0	W, 13-9
10/18/1998	vs. Baltimore Ravens	7.0	W, 16-6
11/30/1997	at Arizona Cardinals	10.0	W, 26-20
09/28/1997	vs. Houston Oilers	7.0	W, 37-24
11/17/1996	vs. Jacksonville Jaguars	6.0	W, 28-3
11/03/1996	vs. St. Louis Rams	6.0	W, 42-6
10/13/1996	vs. Cincinnati Bengals	10.0	W, 20-10
12/03/1995	vs. Houston Oilers	6.0	W, 21-7
10/29/1995	vs. Jacksonville Jaguars	7.0	W, 24-7
11/14/1994	vs. Buffalo Bills	7.0	W, 23-10
11/06/1994	at Houston Oilers	6.0	W, 12-9
10/03/1994	vs. Houston Oilers	6.0	W, 30-14
11/29/1992	at Cincinnati Bengals	10.0	W, 21-9
09/09/1990	at Cleveland Browns	7.0	L, 3-13
09/28/1986	at Houston Oilers	6.0	W, 22-16
10/20/1985	vs. St. Louis Cardinals	6.0	W, 23-10
09/16/1985	at Cleveland Browns	6.0	L, 7-17
11/19/1984	at New Orleans Saints	6.0	L, 24-27
10/21/1984	at Indianapolis Colts	6.0	L, 16-17
10/01/1984	vs. Cincinnati Bengals	6.0	W, 38-17
10/10/1983	at Cincinnati Bengals	9.0	W, 24-14
09/18/1983	at Houston Oilers	6.0	W, 40-28
09/04/1983	vs. Denver Broncos	7.0	L, 10-14
12/19/1982	at Cleveland Browns	6.0	L, 9-10
12/05/1982	vs. Kansas City Chiefs	8.0	W, 35-14



- Pittsburgh has registered 27 strip sacks since the start of the 2019 season, which is tied for the fourth-most in the NFL over the span.

**MOST STRIP SACKS SINCE 2019**

RANK	TEAM	STRIP SACKS
1.	Arizona Cardinals	33
2.	Tampa Bay Buccaneers	32
3.	Philadelphia Eagles	30
4.	Pittsburgh Steelers	27
	Dallas Cowboys	27

- The Steelers have registered at least 1.0 sacks in 61 games since the start of the 2019 season, which is tied for the third-most in the NFL over the span.

**MOST GAMES WITH 1.0 SACK SINCE 2019**

RANK	TEAM	GAMES
1.	Tampa Bay Buccaneers	63
2.	New Orleans Saints	62
3.	Pittsburgh Steelers	61
	San Francisco 49ers	61
5.	Miami Dolphins	60
	Indianapolis Colts	60
	Dallas Cowboys	60
	New England Patriots	60

- The Steelers have registered at least 2.0 sacks in 52 games since the start of the 2019 season, which is tied for the most in the NFL over the span.

**MOST GAMES WITH 2.0 SACKS SINCE 2019**

RANK	TEAM	GAMES
1.	Pittsburgh Steelers	52
	L.A. Rams	52
	New Orleans Saints	52
4.	San Francisco 49ers	51
5.	Tampa Bay Buccaneers	49
	Dallas Cowboys	49

- The Steelers have registered at least 3.0 sacks in 37 games since the start of the 2019 season, which is the second-most in the NFL over the span.

**MOST GAMES WITH 3.0 SACKS SINCE 2019**

RANK	TEAM	GAMES
1.	L.A. Rams	39
2.	Pittsburgh Steelers	37
3.	New Orleans Saints	36
4.	Tampa Bay Buccaneers	34
	Philadelphia Eagles	34

- Pittsburgh has recorded at least 4.0 sacks in 26 games since the start of the 2019, which is the most in the NFL over the span.

**MOST GAMES WITH 4.0 SACKS SINCE 2019**

RANK	TEAM	GAMES
1.	Pittsburgh Steelers	26
2.	Tampa Bay Buccaneers	20
	L.A. Rams	20
	Washington Commanders	20
5.	Philadelphia Eagles	19

- The Steelers have registered 5.0 or more sacks in 14 games since the start of the 2019 season, which is tied for the most in the NFL over the span.

**MOST GAMES WITH 5.0 SACKS SINCE 2019**

RANK	TEAM	GAMES
1.	Pittsburgh Steelers	14
	Tampa Bay Buccaneers	14
3.	L.A. Rams	13
	Philadelphia Eagles	13
5.	Dallas Cowboys	10
	Washington Commanders	10
	New Orleans Saints	10

- The Steelers have registered 7.0 or more sacks in six games since the start of the 2019 season, which is the most in the NFL over the span.

**MOST GAMES WITH 7.0 SACKS SINCE 2019**

RANK	TEAM	GAMES
1.	Pittsburgh Steelers	6
2.	Philadelphia Eagles	5
3.	New Orleans Saints	3
	Buffalo Bills	3
	Arizona Cardinals	3

- Pittsburgh's NFL record streak of 75 consecutive regular-season games with a sack came to an end in Week 3 of 2021 vs. Cincinnati.
- The Steelers' streak started on Nov. 6, 2016 at Baltimore.
- Pittsburgh's previous game that did not include a defensive sack came on Oct. 23, 2016 vs. New England.

**STEELERS LONGEST STREAK OF CONSECUTIVE GAMES WITH AT LEAST 1 SACK**

RANK	DATES	STRK
1.	Nov. 6, 2016 - Sept. 19, 2021	75
2.	Nov. 3, 2008 - Nov. 8, 2010	33
3.	Jan. 2, 2005 - Nov. 19, 2006	27
4.	Dec. 21, 1997 - Nov. 14, 1999	26
	Sept. 13, 1992 - Nov. 28, 1993	26

- The previous NFL record for consecutive games with at least 1.0 sack was 69 games by Tampa Bay (Oct. 10, 1999 to Nov. 9, 2003). Head coach **Mike Tomlin** was on the Buccaneers staff during the final three seasons of the streak.

**LONGEST STREAK OF CONSECUTIVE GAMES WITH AT LEAST 1 SACK IN NFL HISTORY**

RANK	TEAM (YEARS)	GAMES
1.	Pittsburgh Steelers (2016-2021)	75
2.	Tampa Bay Buccaneers (1999-2003)	69
3.	New Orleans Saints (1994-98)	60
	Washington Commanders (1984-87)	60
5.	Arizona Cardinals (2015-19)	59

**PITTSBURGH 311**

- Pittsburgh held nine opponents to 311 total yards or less in 2022, which was tied for the fifth-most in the NFL.

**MOST GAMES OF 311 YARDS ALLOWED OR LESS SINCE 2019**

RANK	TEAM	GAMES
1.	San Francisco 49ers	12
2.	Denver Broncos	10
	Philadelphia Eagles	10
	N.Y. Jets	10
5.	Pittsburgh Steelers	9
	Washington Commanders	9

- The Steelers have held 32 opponents to 311 total yards or less since the start of the 2019 season, which is the third-most in the NFL over the span.

**MOST GAMES OF 311 YARDS ALLOWED OR LESS SINCE 2019**

RANK	TEAM	GAMES
1.	San Francisco 49ers	41
2.	Buffalo Bills	35
3.	Pittsburgh Steelers	32
4.	Philadelphia Eagles	31
5.	Baltimore Ravens	30
	Washington Commanders	30

**STEELERS GROUND THE PASSING GAME**

- Pittsburgh has limited 31 opponents at or below a 60.0 completion percentage since the start of the 2019 season, which is the second-most in the NFL over the span.

**MOST GAMES WITH 60.0 OR LESS OPPONENT COMPLETION PERCENTAGE SINCE 2019**

RANK	TEAM	GAMES
1.	New Orleans Saints	32
2.	Pittsburgh Steelers	31
3.	New England Patriots	29
	Cleveland Browns	29
5.	Cincinnati Bengals	27
	Buffalo Bills	27

- The Steelers have held 33 opponents under 200 passing yards since the start of the 2019 season, which is the third-most in the NFL over the span.

**MOST GAMES WITH 200 OR LESS PASSING YARDS ALLOWED SINCE 2019**

RANK	TEAM	GAMES
1.	San Francisco 49ers	36
2.	Buffalo Bills	35
3.	Pittsburgh Steelers	33
4.	New England Patriots	32
	L.A. Chargers	32

- Pittsburgh has held 60 opponents under 300 passing yards since the start of the 2019 season, which is tied for the second-most in the NFL over the span.

**MOST GAMES WITH 300 OR LESS PASSING YARDS ALLOWED SINCE 2019**

RANK	TEAM	GAMES
1.	New Orleans Saints	61
2.	Pittsburgh Steelers	60
	Green Bay Packers	60
4.	L.A. Chargers	59
5.	Cleveland Browns	58
	San Francisco 49ers	58
	New England Patriots	58
	L.A. Rams	58

- Pittsburgh has allowed 300 or more passing yards in a game just six times since the start of the 2019 season, which is tied for the second-fewest in the NFL over the span. The teams to throw for 300 yards against the Steelers over their last 66 games include Cincinnati (2022), Buffalo (2022), L.A. Chargers (2021), Las Vegas Raiders (2021), New England (2019) and L.A. Chargers (2019).

**FEWEST 300-YARD+ PASSING YARDS ALLOWED SINCE 2019**

RANK	TEAM	GAMES
1.	New Orleans Saints	5
2.	Pittsburgh Steelers	6
	Green Bay Packers	6
4.	L.A. Chargers	7
5.	Cleveland Browns	8
	L.A. Rams	8
	New England Patriots	8
	San Francisco 49ers	8

**STEELERS TAKEAWAYS**

- Pittsburgh has registered 110 takeaways since the start of the 2019 season, which is the second-most in the NFL over the span.

**NFL MOST TAKEAWAYS SINCE 2019**

RANK	TEAM	TAKEAWAYS
1.	New England Patriots	118
2.	Pittsburgh Steelers	110
3.	Dallas Cowboys	106
	Buffalo Bills	106
5.	Indianapolis Colts	102

- Pittsburgh has registered 322 points off turnovers since the start of the 2019 season, which is the seventh-most in the NFL over the span.

**NFL MOST POINTS OFF TURNOVERS SINCE 2019**

RANK	TEAM	PTS OFF TO
1.	Tampa Bay Buccaneers	390
2.	New England Patriots	381
3.	Dallas Cowboys	379
4.	Green Bay Packers	361
5.	Baltimore Ravens	336
6.	Indianapolis Colts	333
7.	Pittsburgh Steelers	322
8.	San Francisco 49ers	317
9.	Arizona Cardinals	315
10.	Kansas City Chiefs	295
	Tennessee Titans	295

- The Steelers have forced a turnover in 51 games since the start of the 2019 season, which is tied for the eighth-most in the NFL over the span.

**NFL MOST GAMES WITH AT LEAST ONE TAKEAWAY SINCE 2019**

RANK	TEAM	GAMES
1.	New England Patriots	55
2.	Minnesota Vikings	54
	Tampa Bay Buccaneers	54
4.	Baltimore Ravens	53
	Seattle Seahawks	53
	Indianapolis Colts	53
7.	Buffalo Bills	52
8.	Pittsburgh Steelers	51
	Kansas City Chiefs	51
10.	Tennessee Titans	50
	L.A. Chargers	50
	San Francisco 49ers	50

- The Steelers have forced multiple turnovers in 37 games since the start of the 2019 season, which leads the NFL over the span.

**NFL MOST GAMES WITH MULTIPLE TAKEAWAYS SINCE 2019**

RANK	TEAM	GAMES
1.	Pittsburgh Steelers	37
2.	Indianapolis Colts	33
	New England Patriots	33
4.	Dallas Cowboys	32
5.	L.A. Rams	31
	Buffalo Bills	31

- Pittsburgh has forced three or more turnovers in 13 different games since the start of the 2019 season, which is tied for the third-most in the NFL over the span.

**MOST GAMES WITH THREE TAKEAWAYS SINCE 2019**

RANK	TEAM	GAMES
1.	New England Patriots	18
2.	Dallas Cowboys	16
3.	Pittsburgh Steelers	13
	New Orleans Saints	13
	Tennessee Titans	13
	Green Bay Packers	13

- Pittsburgh has forced four or more turnovers in seven different games since the start of the 2019 season, which is the fourth-most in the NFL over the span.

**MOST GAMES WITH FOUR TAKEAWAYS SINCE 2019**

RANK	TEAM	GAMES
1.	Dallas Cowboys	10
2.	New England Patriots	9
3.	Buffalo Bills	8
4.	Pittsburgh Steelers	7
	San Francisco 49ers	7

- Pittsburgh recorded 20 interceptions in 2022, which is tied for the most in the NFL.

**NFL MOST INTERCEPTIONS IN 2022**

RANK	TEAM	INT
1.	Pittsburgh Steelers	20
	San Francisco 49ers	20
3.	New England Patriots	19
4.	Philadelphia Eagles	17
	Buffalo Bills	17
	Green Bay Packers	17

- Pittsburgh has recorded 71 interceptions since the start of the 2019 season, which is the second-most in the NFL over the span.

**NFL MOST INTERCEPTIONS SINCE 2019**

RANK	TEAM	INT
1.	New England Patriots	85
2.	Pittsburgh Steelers	71
3.	Buffalo Bills	65
4.	Green Bay Packers	63
	Minnesota Vikings	63

**HEYWARD, WATT DYNAMIC DUO**

- DT Cameron Heyward and LB T.J. Watt have registered 78.5 and 77.5 career sacks, respectively. Both will likely surpass James Harrison's franchise record of 80.5 sacks this season.
- Heyward and Watt are one of four sets of teammates in the NFL with 50.0+ careers sacks.

**TEAMS ENTERING 2023 WITH MULTIPLE PLAYERS 50+ CAREER SACKS**

TEAM	NAME	SACKS
Pittsburgh Steelers	Cameron Heyward	78.5
	T.J. Watt	77.5
Cleveland Browns	Myles Garrett	74.5
	Za'Darius Smith	54.5
L.A. Chargers	Khalil Mack	84.5
	Joey Bosa	60.5
Philadelphia Eagles	Brandon Graham	70.0
	Fletcher Cox	65.0

**TAKE DOWN FOR WATT**

- LB T.J. Watt needs 8.5 sacks to surpass Aaron Donald (85.5 sacks) for the third-most by a player in his first seven seasons since 1982 and needs 10.5 sacks in his first 13 games to surpass J.J. Watt (87.5 sacks) for the second-most by a player in his first 100 career games since 1982.
- Watt registered 39 tackles, eight tackles for loss, 5.5 sacks, 12 quarterback hits, five passes defended, two interceptions and one forced fumble in 2022. He was one of three players this season with at least 5.5 sacks and multiple interceptions despite missing seven games due to injury.

**NFL PLAYERS WITH 5.5+ SACKS, 2+ INTERCEPTIONS IN 2022**

PLAYER	SACKS	INT
T.J. Watt	5.5	2
Aidan Hutchinson	9.5	3
Bobby Wagner	6.0	2

- In Week 15 of 2022 at Carolina, Watt – appearing in his 84th career game – became the third-fastest player to reach 75.0 NFL sacks since 1982, when the individual sack became an official statistic, trailing only Pro Football Hall of Famer Reggie White (65 games) and his brother J.J. Watt (83 games).

**FEWEST GAMES TO 75.0 SACKS IN NFL CAREER - SINCE 1982**

RANK	PLAYER	GAMES
1.	Reggie White	65
2.	J.J. Watt	83
3.	T.J. Watt	84
4.	Bruce Smith	85
5.	Von Miller	90

- Watt is the only player since 1982 with 75.0 or more sacks and six or more interceptions in his first six NFL seasons.
- Watt is the only player to accomplish the feat in their first 100 games since 1982.

**75.0 SACKS, SIX INTERCEPTIONS IN FIRST 100 CAREER GAMES**

PLAYER	SACKS	INT
T.J. Watt	76.0	6

- Watt is one of two players since 1982 to register 75.0 or more sacks and 13 takeaways in their first 100 career games.

**75.0 SACKS, 13 TAKEAWAYS IN FIRST 100 CAREER GAMES**

PLAYER	SACKS	TAKEAWAYS
T.J. Watt	76.0	13
J.J. Watt	87.5	14

- Watt is off to a record-setting pace for sacks to open his NFL career. He has averaged 0.89 sacks/game since entering the League back in 2017, which is the best in NFL history (min. 85 games played).

**SACKS PER GAME LEADERS IN NFL HISTORY (MIN. 85 GAMES PLAYED)**

RANK	PLAYER	SACKS/GM
1.	T.J. Watt	0.89
2.	Reggie White	0.85
3.	Mark Gastineau	0.83
4.	Lawrence Taylor	0.79
5.	DeMarcus Ware	0.78

- Watt's 77.5 sacks are the third-most in franchise history.

**STEELERS CAREER SACK LEADERS**

RANK	PLAYER, YEARS	SACKS
1.	James Harrison, 2002, 2004-12, 2014-17	80.5
2.	Cameron Heyward, 2011-22	78.5
3.	T.J. Watt, 2017-22	77.5
4.	Jason Gildon, 1994-2003	77.0
5.	L.C. Greenwood, 1969-81	73.5

- Watt's 77.5 sacks are the most in franchise history by a player in their first six seasons.

**MOST SACKS BY STEELER IN FIRST SIX NFL SEASONS**

RANK	PLAYER, YEARS	SACKS
1.	T.J. Watt, 2017-22	77.5
2.	LaMarr Woodley, 2007-12	52.0
3.	Joey Porter, 1999-2004	42.5
4.	Keith Willis, 1982-87	40.5
5.	Bud Dupree, 2015-20	39.5

- Watt (77.5) is the fourth player since 1982 to record at least 77.0 sacks over his first six seasons.

**MOST SACKS IN FIRST SIX SEASONS IN NFL HISTORY**

RANK	PLAYER, YEARS	SACKS
1.	Reggie White, 1985-1990	95.0
2.	DeMarcus Ware, 2005-10	80.0
3.	T.J. Watt, 2017-22	77.5
	Derrick Thomas, 1989-94	77.0
5.	Bruce Smith, 1985-1990	76.5

- Watt's 77.5 career sacks are the second-most over a player's first 87 career regular-season games in NFL history.

**MOST SACKS IN NFL HISTORY OVER FIRST 87 REGULAR-SEASON GAMES**

RANK	PLAYER	SACKS
1.	Reggie White	94.0
2.	T.J. Watt	77.5
3.	Bruce Smith	76.5
4.	J.J. Watt	76.0
5.	Myles Garrett	74.5

- Watt has recorded at least 1.5 sacks in 21 career games, which is the most by a Steeler since 1982, when the individual sack became an official statistic.

**MOST GAMES WITH AT LEAST 1.5 SACKS IN FRANCHISE HISTORY**

RANK	PLAYER	GAMES
1.	T.J. Watt	21
2.	James Harrison	19
3.	Jason Gildon	17
4.	LaMarr Woodley	16
5.	Joey Porter	14

- Watt has recorded at least 2.0 sacks in 16 career games, which is the second-most by a Steeler since 1982, when the individual sack became an official statistic.

**MOST GAMES WITH AT LEAST 2.0 SACKS IN FRANCHISE HISTORY**

RANK	PLAYER	GAMES
1.	James Harrison	17
2.	T.J. Watt	16
3.	Jason Gildon	15
4.	LaMarr Woodley	13
	Joey Porter	13

- Watt has recorded at least 3.0 sacks in five career games, which is tied for the second-most by a Steeler since 1982, when the individual sack became an official statistic.

**MOST GAMES WITH AT LEAST 3.0 SACKS IN FRANCHISE HISTORY**

RANK	PLAYER	GAMES
1.	James Harrison	6
2.	T.J. Watt	5
	Joey Porter	5
4.	Mike Merriweather	3
	Chad Brown	3

- Watt has registered at least half a sack against 25 different teams, at least 1.0 sack against 23 teams and multiple sacks against 14 teams.
- Below is a look at his career regular-season sacks by opponent:

SACKS	TEAM	MOST RECENT
15.0	Cleveland Browns	vs. Cleveland, Jan. 8, 2023
12.0	Baltimore Ravens	vs. Baltimore, Dec. 11, 2022
9.0	Cincinnati Bengals	vs. Cincinnati, Nov. 20, 2022
3.5	Indianapolis Colts	vs. Indianapolis, Dec. 27, 2020
3.0	Jacksonville Jaguars	at Jacksonville, Nov. 18, 2018
3.0	Seattle Seahawks	vs. Seattle, Oct. 17, 2021
3.0	Atlanta Falcons	vs. Atlanta, Oct. 7, 2018
3.0	Chicago Bears	vs. Chicago, Nov. 8, 2021
3.0	Green Bay Packers	at Green Bay, Oct. 3, 2021
2.5	Carolina Panthers	at Carolina, Dec. 18, 2020
2.5	Denver Broncos	vs. Denver, Sept. 20, 2020
2.5	Tennessee Titans	vs. Tennessee, Dec. 19, 2021
2.5	Buffalo Bills	at Buffalo, Sept. 12, 2022
2.0	Miami Dolphins	vs. Miami, Oct. 28, 2019
2.0	L.A. Rams	vs. L.A. Rams, Nov. 10, 2019
2.0	Houston Texans	vs. Houston, Sept. 27, 2020
1.0	Philadelphia Eagles	vs. Philadelphia, Oct. 11, 2020
1.0	Washington Commanders	vs. Washington, Dec. 7, 2020
1.0	New England Patriots	vs. New England, Dec. 16, 2018
1.0	N.Y. Jets	at N.Y. Jets, Dec. 22, 2019
1.0	Las Vegas Raiders	vs. Las Vegas, Sept. 19, 2021
1.0	New Orleans Saints	at New Orleans, Dec. 23, 2018
1.0	Detroit Lions	vs. Detroit, Nov. 14, 2021
0.5	Dallas Cowboys	at Dallas, Nov. 8, 2020
0.5	L.A. Chargers	at L.A. Chargers, Oct. 13, 2019
0.0	New York Giants	-
0.0	San Francisco 49ers	-
0.0	Arizona Cardinals	-
0.0	Kansas City Chiefs	-
0.0	Tampa Bay Buccaneers	-
0.0	Minnesota Vikings	-

- Watt has sacked QB Baker Mayfield 8.5 times in his career, more than he's sacked any other quarterback. Watt has brought down 34 different passers in his career, including 21 more than once.
- Below is a look at his career regular-season sacks by quarterback

SACKS	PLAYER	MOST RECENT
8.5	Baker Mayfield	vs. Cleveland, Jan. 3, 2022
5.5	Lamar Jackson	vs. Baltimore, Dec. 5, 2021
3.5	Jeff Driskel	vs. Denver, Sept. 20, 2020
3.5	Joe Burrow	vs. Cincinnati, Nov. 20, 2022
3.0	Jared Goff	vs. Detroit, Nov. 14, 2021
3.0	Justin Fields	vs. Chicago, Nov. 8, 2021
3.0	Philip Rivers	vs. Indianapolis, Dec. 27, 2020
3.0	Blake Bortles	at Jacksonville, Nov. 18, 2018
3.0	Matt Ryan	vs. Atlanta, Oct. 7, 2018
3.0	Tyrod Taylor	at Cleveland, Sept. 9, 2018
3.0	DeShone Kizer	vs. Cleveland, Dec. 31, 2017
2.5	Sam Darnold	at N.Y. Jets, Dec. 22, 2019
2.5	Josh Allen	at Buffalo, Sept. 12, 2022
2.5	Ryan Tannehill	vs. Tennessee, Dec. 19, 2021
2.5	Robert Griffin III	vs. Baltimore, Dec. 2, 2020
2.5	Andy Dalton	vs. Cincinnati, Sept. 30, 2019
2.0	Tyler Huntley	at Baltimore, Jan. 9, 2021
2.0	Geno Smith	vs. Seattle, Oct. 17, 2021
2.0	Aaron Rodgers	at Green Bay, Oct. 3, 2021
2.0	Ryan Finley	at Cincinnati, Dec. 21, 2020
2.0	Ryan Fitzpatrick	vs. Miami, Oct. 28, 2019
1.5	Deshaun Watson	vs. Cleveland, Jan. 8, 2023
1.5	Brian Hoyer	vs. Indianapolis, Nov. 3, 2019
1.0	Anthony Brown	vs. Baltimore, Dec. 11, 2022
1.0	Derek Carr	vs. Las Vegas, Sept. 19, 2021
1.0	Alex Smith	vs. Washington, Dec. 7, 2020
1.0	Carson Wentz	vs. Philadelphia, Oct. 11, 2020
1.0	Russell Wilson	vs. Seattle, Sept. 15, 2019
1.0	Drew Brees	at New Orleans, Dec. 23, 2018
1.0	Tom Brady	vs. New England, Dec. 16, 2018
1.0	Cam Newton	at Carolina, Nov. 8, 2018
1.0	Joe Flacco	vs. Baltimore, Dec. 10, 2017
1.0	Brett Hundley	vs. Green Bay, Nov. 26, 2017
0.5	Garrett Gilbert	at Dallas, Nov. 8, 2020

- Watt led the NFL with 22.5 sacks, tied with Pro Football Hall of Famer Michael Strahan (22.5 sacks in 2001) for the most in a season since 1982, when the individual sack became an official statistic.
- Watt was the fifth player to reach 22.0 sacks in a single season since 1982, when the individual sack became an official NFL statistic.

**NFL SINGLE-SEASON SACK LEADERS**

RANK	PLAYER, YEAR	SACKS
1.	T.J. Watt, 2021	22.5
	Michael Strahan, 2001	22.5
3.	Jared Allen, 2011	22.0
	Mark Gastineau, 1984	22.0
	Justin Houston, 2014	22.0
6.	Chris Doleman, 1989	21.0
	Reggie White, 1987	21.0
8.	Aaron Donald, 2018	20.5
	Lawrence Taylor, 1986	20.5
	J.J. Watt, 2012	20.5
	J.J. Watt, 2014	20.5

- Watt was the 12th player (13th season) to reach 20.0 sacks in a single season since 1982, when the individual sack became an official NFL statistic.
- Watt has 16.5 sacks in the second half and overtime since the start of the 2021 season, which is the third-most in the NFL over the span.

**MOST SACKS IN SECOND HALF/OVERTIME SINCE 2021**

RANK	PLAYER	SACKS
1.	Nick Bosa	20.5
2.	Myles Garrett	20.0
3.	T.J. Watt	16.5
4.	Trey Hendrickson	16.0
5.	Haason Reddick	14.5

- Watt's 28.0 sacks are tied for the third-most in the NFL since the start of the 2021 season.

**NFL SACK LEADERS SINCE 2021**

RANK	PLAYER	SACKS
1.	Nick Bosa	34.0
2.	Myles Garrett	32.0
3.	T.J. Watt	28.0
	Matt Judon	28.0
5.	Haason Reddick	27.0

- Watt's 43.0 sacks are the second-most in the NFL lead since the start of the 2020 season.

**NFL SACK LEADERS SINCE 2020**

RANK	PLAYER	SACKS
1.	Myles Garrett	44.0
2.	T.J. Watt	43.0
3.	Haason Reddick	39.5
4.	Trey Hendrickson	35.5
5.	Matt Judon	34.0
	Nick Bosa	34.0

- Watt's 57.5 sacks lead the NFL since the start of the 2019 season.

**NFL SACK LEADERS SINCE 2019**

RANK	PLAYER	SACKS
1.	T.J. Watt	57.5
2.	Myles Garrett	54.0
3.	Cameron Jordan	44.0
4.	Aaron Donald	43.5
	Matt Judon	43.5

- Watt's 70.5 sacks lead the NFL since the start of the 2018 season.

**NFL SACK LEADERS SINCE 2018**

RANK	PLAYER	SACKS
1.	T.J. Watt	70.5
2.	Myles Garrett	67.5
3.	Aaron Donald	64.0
4.	Chris Jones	56.5
5.	Cameron Jordan	56.0

- Watt's 77.5 career sacks are the most in the NFL since the start of the 2017 season.

**NFL SACK LEADERS SINCE 2017**

RANK	PLAYER	SACKS
1.	T.J. Watt	77.5
2.	Aaron Donald	75.0
3.	Myles Garrett	74.5
4.	Cameron Jordan	69.0
5.	Chandler Jones	65.0

- Watt's 22.5 sacks in 2021, not only led the NFL but are the most in single-season franchise history (James Harrison, 16.0, 2008). His previous single-season high in sacks was 15.0 in 2020.
- Watt's 15.0 sacks in 2020 rank tied for third in single-season franchise history. His 14.5 sacks in 2019 rank fifth and his 13.0 sacks in 2018 rank tied for 10th in a season by a Steelers' defender since the statistic became official in 1982.
- Watt is the only player in franchise history with 13.0 sacks or more in multiple seasons.

**STEELERS SINGLE-SEASON SACK LEADERS**

RANK	PLAYER, YEAR	SACKS
1.	T.J. Watt, 2021	22.5
2.	James Harrison, 2008	16.0
3.	T.J. Watt, 2020	15.0
	Mike Merriweather, 1984	15.0
5.	T.J. Watt, 2019	14.5
	Alex Highsmith, 2022	14.5
7.	Kevin Greene, 1994	14.0
	Keith Willis, 1983	14.0
9.	LaMarr Woodley, 2009	13.5
	Jason Gildon, 2000	13.5

- Watt, who has registered at least 13.0 sacks in four of his six seasons in the NFL, is already tied for the fourth-most 13.0 or more sack seasons in League history.

**MOST SEASONS WITH 13.0+ SACKS IN NFL HISTORY**

RANK	PLAYER	SEASONS
1.	Reggie White	9
2.	Bruce Smith	7
3.	Kevin Greene	6
4.	T.J. Watt	4
	Nine other players tied with	4

- Watt has recorded 52.0 sacks in 45 career games at Acrisure Stadium. He has collected at least half a sack in 30 of the last 35 home games.
- No player has registered more sacks over the first 45 career home games in NFL history.

**MOST SACKS IN NFL HISTORY OVER FIRST 45 CAREER HOME GAMES**

RANK	PLAYER	SACKS
1.	T.J. Watt	52.0
2.	Derrick Thomas	50.5
3.	Reggie White	49.0
4.	J.J. Watt	40.5
5.	Jared Allen	39.0

**T.J. (S)WATT THE QUARTERBACK**

- LB T.J. Watt has registered 162 QB hits since entering the NFL in 2017, which is the most in the League over the span.

**NFL QUARTERBACK HIT LEADERS SINCE 2017**

RANK	PLAYER	QB HITS
1.	T.J. Watt	162
2.	Aaron Donald	156
3.	Matt Judon	146
4.	Myles Garrett	142
5.	Chris Jones	136

- Watt's 149 QB hits lead the NFL since the start of the 2018 season.

**NFL QUARTERBACK HIT LEADERS SINCE 2018**

RANK	PLAYER	QB HITS
1.	T.J. Watt	149
2.	Aaron Donald	129
3.	Matt Judon	127
4.	Myles Garrett	124
5.	Chris Jones	123

- Watt's 128 QB hits lead the NFL since the start of the 2019 season.

**NFL QUARTERBACK HIT LEADERS SINCE 2019**

RANK	PLAYER	QB HITS
1.	T.J. Watt	128
2.	Matt Judon	107
3.	Nick Bosa	106
4.	Myles Garrett	95
5.	Chris Jones	94

- Watt's 92 QB hits lead the NFL since the start of the 2020 season.

**NFL QUARTERBACK HIT LEADERS SINCE 2020**

RANK	PLAYER	QB HITS
1.	T.J. Watt	92
2.	Nick Bosa	81
3.	Maxx Crosby	78
4.	Myles Garrett	77
5.	Trey Hendrickson	76

- Watt's 162 QB hits are the third-most over a player's first six seasons in NFL history.

**MOST QB HITS IN FIRST SIX SEASONS IN NFL HISTORY**

RANK	PLAYER	QB HITS
1.	J.J. Watt	213
2.	Aaron Donald	172
3.	T.J. Watt	162
4.	Von Miller	148
5.	Myles Garrett	142

**T.J. WATT KNOWS THE TFL**

- LB T.J. Watt has registered 88 tackles for loss since entering the NFL in 2017, which is the second-most in the League over the span.

**NFL TFL LEADERS SINCE 2017**

RANK	PLAYER	TFL
1.	Aaron Donald	103
2.	T.J. Watt	88
3.	Cameron Jordan	87
4.	Matt Judon	78
5.	Myles Garrett	77

- Watt's 78 tackles for loss are the second-most in NFL since the start of the 2018 season.

**NFL TFL LEADERS SINCE 2018**

RANK	PLAYER	TFL
1.	Aaron Donald	88
2.	T.J. Watt	78
3.	Cameron Jordan	70
4.	Myles Garrett	68
5.	Maxx Crosby	65

- Watt's 66 tackles for loss are the most in the NFL since the start of the 2019 season.

**NFL TFL LEADERS SINCE 2019**

RANK	PLAYER	TFL
1.	T.J. Watt	66
2.	Maxx Crosby	65
3.	Aaron Donald	63
4.	Myles Garrett	56
	Nick Bosa	56

- Watt's 52 tackles for loss lead the NFL since the start of the 2020 season.

**NFL TFL LEADERS SINCE 2020**

RANK	PLAYER	TFL
1.	T.J. Watt	52
2.	Maxx Crosby	49
3.	Myles Garrett	45
4.	Aaron Donald	43
5.	Roquan Smith	41

- Watt's 88 tackles for loss are the fifth-most over a player's first six seasons in NFL history.

**MOST TFL IN FIRST SIX SEASONS IN NFL HISTORY**

RANK	PLAYER	TFL
1.	J.J. Watt	133
2.	Aaron Donald	117
3.	Von Miller	94
4.	Lavonte David	93
5.	T.J. Watt	88

**WATT WRESTLES AWAY THE FOOTBALL**

- LB T.J. Watt has registered 23 forced fumbles since entering the NFL in 2017, which is the most in the League over the span.

**NFL FORCED FUMBLE LEADERS SINCE 2017**

RANK	PLAYER	FF
1.	T.J. Watt	23
2.	Aaron Donald	20
	Chandler Jones	20
4.	Shaquille Leonard	17
	Yannick Ngakoue	17
	Khalil Mack	17
	Demarcus Lawrence	17

- Watt's 23 career forced fumbles are the second-most by a Steelers player since 1994.

**STEELERS FORCED FUMBLE LEADERS SINCE 1994**

RANK	PLAYER	GP	FF
1.	James Harrison	177	32
2.	T.J. Watt	87	23
3.	Joey Porter	122	18
	Jason Gildon	158	18
5.	Levon Kirkland	144	14

- Watt's 22 forced fumbles lead the NFL since the start of the 2018 season.

**NFL FORCED FUMBLE LEADERS SINCE 2018**

RANK	PLAYER	FF
1.	T.J. Watt	22
2.	Chandler Jones	18
3.	Shaquille Leonard	17
4.	Khalil Mack	16
5.	Aaron Donald	15

- Watt's 16 forced fumbles lead the NFL since the start of the 2019 season.

**NFL FORCED FUMBLE LEADERS SINCE 2019**

RANK	PLAYER	FF
1.	T.J. Watt	16
2.	Chandler Jones	15
3.	Shaquille Leonard	13
	Haason Reddick	13
5.	Shaquil Barrett	12

- Watt's 23 forced fumbles are the fourth-most over a player's first six seasons in NFL history.

**MOST FORCED FUMBLES IN FIRST SIX SEASONS IN NFL HISTORY**

RANK	PLAYER	FF
1.	Dwight Freeney	31
2.	Robert Mathis	28
3.	DeMarcus Ware	25
4.	T.J. Watt	23
5.	Tamba Hali	22

- Watt's seven fumble recoveries are tied for the fourth-most in the NFL since the start of the 2019 season.

**NFL FUMBLE RECOVERIES LEADERS SINCE 2019**

RANK	PLAYER	FR
1.	Vonn Bell	9
	Devin White	9
3.	Chandler Jones	8
4.	T.J. Watt	7
	Kyle Van Noy	7

- Watt's 28 combined interceptions, forced fumbles and fumble recoveries are tied for the most in the NFL since the start of the 2019 season.

**NFL COMBINED (INT, FF, FR) LEADERS SINCE 2019**

RANK	PLAYER	INT.	FF	FR	TOT.
1.	T.J. Watt	5	16	7	28
	Shaquille Leonard	10	13	5	28
3.	Minkah Fitzpatrick	17	4	5	26
4.	J.C. Jackson	22	1	2	25
	Justin Simmons	20	3	2	25



**LET MY CAMERON GO**

- DT **Cameron Heyward** registered 74 tackles (39 solo), 14 tackles for loss, 10.5 sacks, 22 quarterback hits, four passes defended, one fumble recovery and one forced fumble in 2022.
- Heyward is the only defensive lineman in franchise history with 9.0 or more sacks in at least five seasons.
- Heyward is the only defensive lineman in franchise history with 10.0 or more sacks in at least three seasons.

**STEELERS DEFENSIVE LINEMAN SINGLE-SEASON SACK LEADERS**

RANK	PLAYER, YEAR	SACKS
1.	Keith Willis, 1983	14.0
2.	Cameron Heyward, 2017	12.0
	Keith Willis, 1986	12.0
4.	Stephon Tuitt, 2020	11.0
5.	Cameron Heyward, 2022	10.5
6.	Cameron Heyward, 2021	10.0
7.	Cameron Heyward, 2019	9.0
8.	Ray Seals, 1995	8.5
9.	Cameron Heyward, 2018	8.0
	Aaron Smith, 2004	8.0
	Kimo von Oelhoffen, 2003	8.0
	Aaron Smith, 2001	8.0

**NFL DEFENSIVE TACKLE LEADERS IN 2022**

CATEGORY	STAT	PLAYER
Tackles	98	Christian Wilkins (1st)
	74	Cameron Heyward (t-2nd)
Solo Tackles	59	Christian Wilkins (1st)
	39	Cameron Heyward (6th)
Sacks	15.5	Chris Jones (1st)
	10.5	Cameron Heyward (5th)
Tackles for Loss	18	Daron Payne (1st)
	14	Cameron Heyward (5th)
Forced Fumbles	2	Seven players tied
	1	Cameron Heyward (t-8th)
Passes Defensed	7	Derrick Brown/Jeffrey Simmons (1st)
	4	Cameron Heyward (t-9th)

- Heyward is the lone defensive tackle in the NFL with 10.0 or more sacks in each of the last two seasons (2021, 2022).
- Heyward's streak of two straight seasons with 10.0 or more sacks is tied for the fifth-longest by a defensive tackle since 1982.
- Heyward is the 10th defensive tackle since 1982 to have 10.0 or more sacks in consecutive seasons.

**MOST CONSECUTIVE 10.0+ SACK SEASONS BY DEFENSIVE TACKLE SINCE 1982**

RANK	PLAYER	SEASONS
1.	John Randle	8 (1992-99)
2.	Aaron Donald	5 (2017-21)
3.	Bill Pickel	3 (1984-86)
	Randy White	3 (1983-85)
5.	Cameron Heyward	2 (2021-22)
	Keith Millard	2 (1985-86)
	Kevin Williams	2 (2003-04)
	Rod Coleman	2 (2004-05)
	Trevor Pryce	2 (1999-2000)
	Warren Sapp	2 (1999-2000)

- Heyward's three seasons of 10.0 or more sacks are tied for the fourth-most by a defensive tackle since 1982.

**MOST 10.0+ SACK SEASONS BY DEFENSIVE TACKLE SINCE 1982**

RANK	PLAYER, YEARS	SEASONS
1.	John Randle	9
2.	Aaron Donald	6
3.	Warren Sapp	4
4.	Cameron Heyward	3
	Bill Pickel	3
	Geno Atkins	3
	Keith Millard	3
	Randy White	3
	Rod Coleman	3
	Steve McMichael	3
	Trevor Pryce	3

- Heyward's seven seasons of 7.0 or more sacks are tied for the fourth-most by a defensive tackle since 1982.

**MOST 7.0+ SACK SEASONS BY DEFENSIVE TACKLE SINCE 1982**

RANK	PLAYER, YEARS	SEASONS
1.	John Randle	12
2.	Steve McMichael	9
3.	Aaron Donald	8
4.	Cameron Heyward	7
	Calais Campbell	7
	Warren Sapp	7
	Henry Thomas	7
	Trevor Pryce	7
9.	Geno Atkins	6
	Ray Childress	6
	Justin Smith	6

- Heyward's 78.5 career sacks are the ninth-most by a defensive tackle in NFL history.

**NFL CAREER SACK LEADERS BY DEFENSIVE TACKLE**

RANK	PLAYER, YEARS	SACKS
1.	John Randle, 1990-2003	137.5
2.	Aaron Donald, 2014-22	103.0
3.	Warren Sapp, 1995-2007	96.5
4.	Steve McMichael, 1980-94	95.0*
5.	Henry Thomas, 1987-2000	93.5
6.	Trevor Pryce, 1997-2010	92.0
7.	Justin Smith, 2001-14	87.0
8.	La'Roi Glover, 1996-2008	83.5
9.	Cameron Heyward, 2011-22	78.5
10.	Ray Childress, 1985-1996	76.5*

\*indicates stat was not tracked during some included years

- Heyward's 78.5 career sacks are the most by a Steelers' defensive lineman since 1982, second-most by an active NFL defensive tackle, second-most in franchise history and second-most by a Steeler since 1982.

**STEELERS DEFENSIVE LINEMAN CAREER SACK LEADERS SINCE 1982**

RANK	PLAYER, YEARS	SACKS
1.	Cameron Heyward, 2011-22	78.5
2.	Keith Willis, 1982-91	59.0
3.	Aaron Smith, 1999-2011	44.0
4.	Stephon Tuitt, 2014-20	34.5
5.	Brett Keisel, 2002-14	30.0

**STEELERS CAREER SACK LEADERS**

RANK	PLAYER, YEARS	SACKS
1.	James Harrison, 2002, 2004-12, 2014-17	80.5
2.	Cameron Heyward, 2011-22	78.5
3.	T.J. Watt, 2017-22	77.5
4.	Jason Gildon, 1994-2003	77.0
5.	L.C. Greenwood, 1969-81	73.5
6.	Joe Greene, 1969-81	66.0
7.	Joey Porter, 1999-2006	60.0
8.	Keith Willis, 1982-91	59.0
9.	LaMarr Woodley, 2007-13	57.0
10.	Greg Lloyd, 1998-97	53.5

**ACTIVE NFL SACK LEADERS BY DEFENSIVE TACKLES**

RANK	PLAYER	SACKS
1.	Aaron Donald	103.0
2.	Cameron Heyward	78.5
3.	Fletcher Cox	65.0
	Chris Jones	65.0

- Heyward's 112 tackles for loss are the second-most by an active NFL defensive tackle.

**ACTIVE NFL TFL LEADERS BY DEFENSIVE TACKLES**

RANK	PLAYER	TFL
1.	Aaron Donald	160
2.	Cameron Heyward	112
3.	Fletcher Cox	85

- Heyward's 614 tackles are the most by an active NFL defensive tackle.

**ACTIVE NFL TACKLE LEADERS BY DEFENSIVE TACKLES**

RANK	PLAYER	TACKLES
1.	Cameron Heyward	614
2.	Aaron Donald	490
3.	Fletcher Cox	486

- Heyward's 46 passes defended are the most among active NFL defensive tackles.

**ACTIVE NFL PASSES DEFENDED LEADERS BY DEFENSIVE TACKLES**

RANK	PLAYER	PDS
1.	Cameron Heyward	46
2.	Chris Jones	33
3.	DeForest Buckner	20
4.	Jordan Phillips	19
	Jeffrey Simmons	19

- The Steelers are now 13-0-1 when he has a multi-sack game and 10-0-1 when he has at least 2.0 sacks.
- Heyward's 300 tackles lead the NFL among defensive tackles since the start of the 2019 season.

**NFL TACKLE LEADERS BY DEFENSIVE TACKLES SINCE 2019**

RANK	PLAYER	TACKLES
1.	Cameron Heyward	300
2.	Christian Wilkins	290
3.	DeForest Buckner	261
4.	Jonathan Allen	257
5.	Grady Jarrett	241

- Heyward's 22 passes defended lead all defensive tackles in the NFL since the start of the 2019 season.

**NFL PASSES DEFENDED LEADERS BY DEFENSIVE TACKLES SINCE 2019**

RANK	PLAYER	PDS
1.	Cameron Heyward	22
2.	Jeffrey Simmons	19
3.	Chris Jones	17
	Christian Wilkins	17
5.	Derrick Brown	15

- Heyward's 33.5 sacks are the third-most among defensive tackles in the NFL since the start of the 2019 season.

**NFL SACK LEADERS BY DEFENSIVE TACKLES SINCE 2019**

RANK	PLAYER	SACKS
1.	Aaron Donald	43.5
2.	Chris Jones	41.0
3.	Cameron Heyward	33.5
4.	DeForest Buckner	32.0
5.	Quinnen Williams	27.5

- Heyward's 47 tackles for loss are the second-most among defensive tackles in the NFL since the start of the 2019 season.

**NFL TACKLES FOR LOSS LEADERS BY DEFENSIVE TACKLES SINCE 2019**

RANK	PLAYER	TFLS
1.	Aaron Donald	63
2.	Cameron Heyward	47
3.	DeForest Buckner	40
4.	Jonathan Allen	36
	Chris Jones	36

**FITZPATRICK DOES IT AGAIN**

- **5 Minkah Fitzpatrick**, three-time Associated Press First Team All-Pro (2019, 2020, 2022), registered 96 tackles (56 solo), one tackle for loss, one quarterback hit, six interceptions, one returned for a TD, and 11 passes defended in 2022.
- Fitzpatrick's six interceptions were the most by a Steeler in a single-season since Troy Polamalu in 2010 (seven) and tied for the 12th-most in single-season franchise history.

**SINGLE-SEASON INTERCEPTION LEADERS IN FRANCHISE HISTORY**

RANK	PLAYER, YEAR	INT
1.	Mel Blount, 1975	11
2.	Rod Woodson, 1993	8
	Mike Wagner, 1973	8
4.	Eight different players tied with	7
†-12.	Minkah Fitzpatrick	6

- Fitzpatrick's six interceptions were tied for the most in the NFL in 2022.

**NFL INTERCEPTION LEADERS IN 2022**

RANK	PLAYER	INT
1.	Minkah Fitzpatrick	6
	C.J. Gardner-Johnson	6
	Tariq Woolen	6
	Justin Simmons	6
5.	Patrick Peterson	5
	Four other players tied	5

- Fitzpatrick's 22 total takeaways (17 interceptions and five fumble recoveries) are the second-most in the NFL since the start of the 2019 season.

**NFL TAKEAWAY (INT AND FR) LEADERS SINCE 2019**

RANK	PLAYER	INT.	FR	TOT.
1.	J.C. Jackson	22	2	24
2.	Minkah Fitzpatrick	17	5	22
	Justin Simmons	20	2	22
4.	Xavien Howard	17	4	21
5.	Tyrann Mathieu	16	4	20

- Fitzpatrick's 17 interceptions are the third-most in the NFL since the start of the 2019 season.

**NFL INTERCEPTION LEADERS SINCE 2019**

RANK	PLAYER	INTS
1.	J.C. Jackson	22
2.	Justin Simmons	20
3.	Minkah Fitzpatrick	17
	Trevon Diggs	17
	Xavien Howard	17
	Quandre Diggs	17

- Fitzpatrick's 26 combined interceptions (17), forced fumbles (four) and fumble recoveries (five) are the third-most in the NFL since the start of the 2019 season.

**NFL COMBINED (INT, FF, FR) LEADERS SINCE 2019**

RANK	PLAYER	INT.	FF	FR	TOT.
1.	T.J. Watt	5	16	7	28
	Shaquille Leonard	10	13	5	28
3.	Minkah Fitzpatrick	17	4	5	26
4.	J.C. Jackson	22	1	2	25
	Justin Simmons	20	3	2	25

- Fitzpatrick's five defensive TDs are the third-most in the NFL among active players.

**NFL ACTIVE DEFENSIVE TOUCHDOWN LEADERS**

RANK	PLAYER	TDS
1.	Marcus Peters	7
2.	Eddie Jackson	6
3.	Minkah Fitzpatrick	5

- Fitzpatrick's five defensive TDs lead the NFL since he entered the League in 2018.

**NFL DEFENSIVE TOUCHDOWN LEADERS SINCE 2018**

RANK	PLAYER	TDS
1.	Minkah Fitzpatrick	5
2.	Marcus Peters	4
	Eddie Jackson	4
	Darius Slay	4
	Denzel Ward	4

- Fitzpatrick became the fourth player in NFL history with an interception return for TD in four of his first five seasons, joining Nate Clements, Pro Football Hall of Famer Ken Houston and Deion Jones.
- Fitzpatrick has two career multi-interception games (2018-22).

**ALEX(ANDER) THE GREAT**

- LB **Alex Highsmith** registered 63 tackles (38 solo), 12 tackles for loss, 14.5 sacks, 20 quarterback hits, one pass defended and five forced fumbles in 2022.
- Highsmith registered 14.5 sacks last season, which was tied for the sixth-most in the NFL.

**NFL SACK LEADERS IN 2022**

RANK	PLAYER	SACKS
1.	Nick Bosa	18.5
2.	Haason Reddick	16.0
	Myles Garrett	16.0
4.	Matt Judon	15.5
	Chris Jones	15.5
6.	Alex Highsmith	14.5
7.	Micah Parsons	13.5
8.	Brian Burns	12.5
	Maxx Crosby	12.5
	J.J. Watt	12.5

- Highsmith's 14.5 sacks were tied for the fifth-most in single-season franchise history.

**STEELERS SINGLE-SEASON SACK LEADERS**

RANK	PLAYER, YEAR	SACKS
1.	T.J. Watt, 2021	22.5
2.	James Harrison, 2008	16.0
3.	T.J. Watt, 2020	15.0
	Mike Merriweather, 1984	15.0
5.	T.J. Watt, 2019	14.5
	Alex Highsmith, 2022	14.5
7.	Kevin Greene, 1994	14.0
	Keith Willis, 1983	14.0
9.	LaMarr Woodley, 2009	13.5
	Jason Gildon, 2000	13.5

- Highsmith recorded five forced fumbles in 2022, which was tied for the most in the League.

**NFL FORCED FUMBLE LEADERS IN 2022**

RANK	PLAYER	FF
1.	Alex Highsmith	5
	Haason Reddick	5
3.	Coby Bryant	4
	Darrell Taylor	4
	Josh Allen	4

- Highsmith registered four strip sacks in 2022, which was tied for the second-most in the League.

**NFL STRIP SACKS LEADER IN 2022**

RANK	PLAYER	STRIP SACKS
1.	Haason Reddick	5
2.	Alex Highsmith	4
	Darrell Taylor	4
4.	Micah Parsons	3
	Bradley Chubb	3
	Josh Allen	3
	Trey Hendrickson	3

- Highsmith has recorded 17.5 sacks in his last 20 games, which dates back to Week 16 of the 2021 season.

- His 17.5 sacks are tied for the second-most in the NFL over the span.

**NFL SACK LEADERS SINCE WEEK 16 OF 2021**

RANK	PLAYER	SACKS
1.	Nick Bosa	19.0
2.	Alex Highsmith	17.5
	Chris Jones	17.5
4.	Myles Garrett	17.0
5.	Haason Reddick	16.0

- Highsmith has recorded five strip sacks in his last 20 games, which dates back to Week 16 of the 2021 season.
- His five strip sacks are tied for the most in the NFL over the span.

**NFL STRIP SACK LEADERS SINCE WEEK 16 OF 2021**

RANK	PLAYER	STRIP SACKS
1.	Alex Highsmith	5
	Haason Reddick	5
3.	Darrell Taylor	4
4.	Trevis Gipson	3
	Jadeveon Clowney	3
	Micah Parsons	3
	Bradley Chubb	3
	Josh Allen	3
	Trey Hendrickson	3

- Highsmith has registered six forced fumbles in his last 20 games, which dates back to Week 16 of the 2021 season.
- His six forced fumbles are the most in the NFL over the span.

**NFL FORCED FUMBLES LEADERS SINCE WEEK 16 OF 2021**

RANK	PLAYER	FF
1.	Alex Highsmith	6
2.	Haason Reddick	5
3.	Coby Bryant	4
	Darrell Taylor	4
	Josh Allen	4

**ALL THINGS COVERED**

- Three-time NFL All-Pro CB **Patrick Peterson** finished the 2022 season with 66 total tackles (56 solo), 15 passes defended and five interceptions.
- His five interceptions in 2022 were the second-most (seven in 2012) in a single season in his career and ranked tied for fifth in the NFL.

**NFL INTERCEPTION LEADERS IN 2022**

RANK	PLAYER	INT
1.	Minkah Fitzpatrick	6
	C.J. Gardner Johnson	6
	Justin Simmons	6
	Tariq Woolem	6
5.	Patrick Peterson	5
	Five other players tied	

- Peterson's 15 passes defended last season were tied for the sixth-most in the NFL.

**NFL PASSES DEFENSED LEADERS IN 2022**

RANK	PLAYER	PD
1.	Sauce Gardner	20
2.	Jalen Ramsey	18
3.	James Bradberry	17
4.	Darius Williams	16
	Tariq Woolem	16
6.	Patrick Peterson	15
	Five other players tied	

- According to Pro Football Focus, Peterson finished 2022 with the third-highest coverage grade in the NFL among corners who played a minimum of 400 defensive snaps and his highest coverage grade since 2018 (83.7).

**NFL CB COVERAGE GRADE LEADERS IN 2022**

RANK	PLAYER	GRADE
1.	Sauce Gardner	90.2
2.	Patrick Surtain II	86.7
3.	Patrick Peterson	82.5
4.	Jaire Alexander	82.1
5.	Tyson Campbell	81.2

- Since entering the league in 2011, Peterson has recorded 34 interceptions. His 34 interceptions is tied for the most among active players in the NFL.

**NFL ACTIVE INTERCEPTION LEADERS**

RANK	PLAYER	INT
1.	Patrick Peterson	34
	Harrison Smith	34
3.	Marcus Peters	32
	Tashaun Gipson	32
5.	Tyrann Mathieu	29
	Stephon Gilmore	29

- Since entering the league in 2011, Peterson has recorded 111 passes defended. His 111 passes defended are the third-most among active players in the NFL.

**NFL ACTIVE INTERCEPTION LEADERS**

RANK	PLAYER	PDS
1.	Darius Slay	133
2.	Stephon Gilmore	127
3.	Patrick Peterson	111
4.	Kareem Jackson	107
5.	James Bradberry	99

- Peterson, who was chosen with the fifth overall pick in the 2011 NFL Draft and eight-time Pro Bowl selection, has at least one interception in each of his 12 NFL seasons, which is the league's longest active streak.

**NFL ACTIVE STREAK OF CONSECUTIVE SEASONS WITH AN INTERCEPTION**

RANK	PLAYER	SEASONS
1.	Patrick Peterson	12
2.	Tashaun Gipson	11
	Stephon Gilmore	11
4.	Tyrann Mathieu	10
	Duron Harmon	10

**WIZARD OF BOZ**

- Since joining the Steelers in 2015, K **Chris Boswell** is 202-of-234 on field goal attempts (86.3%), including 90-of-115 (78.3%) on attempts of 40 yards or longer.
- Boswell ranks third in field goal percentage (86.3%) among all NFL kickers with at least 200 field goals made since the start of the 2015 season.

**FG PERCENTAGE LEADERS SINCE 2015 (MIN. 200 MADE)**

RANK	KICKER	M-A	FG%
1.	Justin Tucker	266-293	90.8
2.	Robbie Gould	204-233	87.6
3.	Chris Boswell	202-234	86.3
4.	Matt Prater	210-248	84.7
5.	Greg Zuerlein	221-269	82.2

- Boswell's 86.3 field goal percentage is the highest in Steelers history among kickers with at least 200 field goal attempts.

**STEELERS ALL-TIME FG PERCENTAGE LEADERS (MIN. 200 ATTEMPTS)**

RANK	KICKER. YEARS	FGM-FGA	FG%
1.	Chris Boswell, 2015-current	202-234	86.3
2.	Jeff Reed, 2002-10	204-249	81.9
3.	Gary Anderson, 1982-94	309-395	78.2
4.	Roy Gerela, 1971-78	146-227	64.3

- Boswell is one of three players in team history with at least 200 career field goals made.

**STEELERS ALL-TIME FG MADE LEADERS**

RANK	KICKER. YEARS	FGM
1.	Gary Anderson, 1982-94	309
2.	Jeff Reed, 2002-10	204
3.	Chris Boswell, 2015-current	202
4.	Roy Gerela, 1971-78	146
5.	Shaun Suisham, 2010-14	124

- Boswell has registered 33 career games with three or more field goals made.
- Boswell has connected on four or more field goals in a single game 12 times in his career.
- Boswell made a franchise record 25 consecutive field goals, which was the longest active streak in the NFL when it ended in Week 11 of 2020 at Jacksonville.

**MOST CONSECUTIVE FG IN STEELERS HISTORY**

RANK	KICKER. YEARS	CONSECUTIVE FGS
1.	Chris Boswell, 2019-20	25
2.	Shaun Suisham, 2013-14	24
3.	Jeff Reed, 2004-05	22
4.	Chris Boswell, 2021	20
5.	Gary Anderson, 1994	19
	Jeff Reed, 2007-08	19
7.	Gary Anderson, 1985	18
8.	Chris Boswell, 2016-17	17
	Norm Johnson, 1997	17
10.	Chris Boswell, 2017	16
	Shaun Suisham, 2012-13	16

**BOZ IN THE CLUTCH**

- K **Chris Boswell** has registered a franchise-record 10 career game-winning field goals (last five min. of the fourth quarter or overtimes).

**MOST GAME-WINNING FG IN LAST 5 MINUTES OF 4TH QUARTER OR OVERTIME (REGULAR AND POSTSEASON) IN FRANCHISE HISTORY**

RANK	KICKER. YEARS	FGM
1.	Chris Boswell, 2015-current	10
2.	Jeff Reed, 2002-10	9
3.	Gary Anderson, 1982-94	8
4.	Shaun Suisham, 2010-14	7
5.	Norm Johnson, 1995-98	4

**BOSWELL GAME-WINNING FG IN LAST 5 MINUTES OF 4TH QUARTER OR OVERTIME (REGULAR AND POSTSEASON)**

YD	DATE	OPP	Q	TIME	PRE	POST	FINAL
18	11/08/2015	vs Oak	4	0:02	35-35	38-35	W, 38-35
35	01/09/2016	at Cin	4	0:14	15-16	18-16	W, 18-16
33	11/12/2017	at Ind	4	0:00	17-17	20-17	W, 20-17
53	11/26/2017	vs GB	4	0:00	28-28	31-28	W, 31-28
38	12/04/2017	at Cin	4	0:00	20-20	23-20	W, 23-20
46	12/10/2017	vs Bal	4	0:42	36-38	39-38	W, 39-38
37	10/17/2021	vs Sea	OT	--	20-20	23-20	W, 23-20 (ot)
40	11/08/2021	vs Chi	4	0:26	26-27	29-27	W, 29-27
36	01/09/2022	at Bal	OT	--	13-13	16-13	W, 16-13 (ot)
53	09/11/2022	at Cin	OT	--	20-20	23-20	W, 23-20 (ot)

- Boswell has made 16 of 19 career field goals (84.2%) in the final two minutes of regulation and overtime.

**BOSWELL FG IN LAST 2 MINUTES OF 4TH QUARTER OR OVERTIME (REGULAR AND POSTSEASON)**

YD	DATE	OPP	Q	TIME	PRE	POST	FINAL
18	11/08/2015	vs Oak	4th	0:02	35-35	38-35	W, 38-35
35	01/09/2016	at Cin	4th	0:14	15-16	18-16	W, 18-16
47	01/17/2016	at Den	4th	0:19	13-23	16-23	L, 16-23
43	09/17/2017	vs Min	4th	1:53	23-9	26-9	W, 26-9
33	11/12/2017	at Ind	4th	0:00	17-17	20-17	W, 20-17
53	11/26/2017	vs GB	4th	0:00	28-28	31-28	W, 31-28
38	12/04/2017	at Cin	4th	0:00	20-20	23-20	W, 23-20
46	12/10/2017	vs Bal	4th	0:42	36-38	39-38	W, 39-38
42	09/09/2018	at Cle	OT	-----	21-21	21-21	T, 21-21 (ot)
40	12/09/2018	at Oak	4th	0:00	21-24	21-24	L, 21-24
25	12/08/2019	at Ari	4th	1:42	20-17	23-17	W, 23-17
52	10/17/2021	vs Sea	4th	1:30	17-17	20-17	W, 23-20 (ot)
37	10/17/2021	vs Sea	OT	-----	20-20	23-20	W, 23-20 (ot)
40	11/08/2021	vs Chi	4th	0:26	26-27	29-27	W, 29-27
36	01/09/2022	at Bal	OT	-----	13-13	16-13	W, 16-13 (ot)
55	09/11/2022	at Cin	OT	-----	20-20	20-20	W, 23-20 (ot)
53	09/11/2022	at Cin	OT	-----	20-20	23-20	W, 23-20 (ot)
34	09/22/2022	at Cle	4th	1:48	14-23	17-23	L, 17-29
50	12/18/2022	at Car	4th	1:04	21-13	24-13	W, 24-16

indicates missed field goal

**BOZ FROM 50-PLUS**

- K **Chris Boswell** is one of five kickers in the NFL with multiple field goals of 50 yards or longer in a single game since the start of the 2021 season.
- Boswell has connected on 22 of his last 26 field goals of 50+ yards, including 17 of his last 20.
- Boswell's recent streak of nine straight made field goals of 50+ yards was the longest such streak in franchise history.

**MOST CONSECUTIVE FG MADE FROM 50+ YARDS IN STEELERS HISTORY**

RANK	KICKER. SPAN	STREAK
1.	Chris Boswell, 11/03/2019 - 12/5/2021	9
2.	Chris Boswell, 11/16/2017 - 11/08/2018	5
3.	Jeff Reed, 12/01/2002 - 10/17/2004	4
4.	Kris Brown, 11/12/2000 - 10/14/2001	3

- Boswell's nine straight made field goals of 50+ yards was tied for the 10th-longest such streak in the NFL since the start of the 1983 season.

**MOST CONSECUTIVE FG MADE FROM 50+ YARDS SINCE 1983**

RANK	KICKER. TEAM (SPAN)	STREAK
1.	Stephen Hauschka, Sea-Buf (9/20/2015-11/19/2017)	13
2.	Robbie Gould, Chi (11/18/2010 - 10/10/2013)	12
	Blair Walsh, Min (09/09/2012 - 09/29/2013)	12
	Justin Tucker, Bal (12/27/2015 - 12/18/2016)	12
	Matt Prater, Det (01/03/2016 - 09/24/2017)	12
5.	Younghoe Koo, Atl (12/08/2019 - 10/31/2021)	11
	Tony Zendejas, Hou-LAN (11/13/1988 - 10/31/1993)	11
7.	Jason Hanson, Det (11/22/2007 - 11/08/2009)	10
	Jason Sanders, Mia (10 12/01/2019 - 11/29/2020)	10
	Ryan Longwell, Min (09/14/2008 - 10/23/2011)	10
10.	Chris Boswell, Pit (11/03/2019 - 12/5/2021)	9
	Adam Vinatieri, Ind (10/04/2015 - 10/09/2016)	9
	Justin Tucker, Bal (10/15/2017 - 11/18/2018)	9
	Matt Bryant, Atl (11/11/2010 - 11/10/2013)	9
	Matt Bryant, Atl (11/05/2017 - 11/18/2018)	9

- Boswell has made 24-of-30 (80.0%) field goal attempts in his NFL career from 50 yards or further, including franchise-best 59-yards in Week 9 of 2020 at AT&T Stadium against Dallas and Week 4 of 2022 at Acrisure Stadium against N.Y. Jets.
- No kicker made a field goal of at least 50 yards in the first nine seasons of Acrisure Stadium (2001-09). Prior to Boswell joining the Steelers in 2015, Acrisure Stadium witnessed just four field goals of at least 50 yards.
- Boswell has 18 field goals of at least 50 yards at Acrisure Stadium in his career.
- Boswell's 24 field goals made from 50-plus yards are the most in Steelers history (Gary Anderson and Jeff Reed shared the previous franchise record with eight).

**HIGHEST 50+ YARD FG PERCENTAGE FRANCHISE HISTORY (MIN. 15 50+ FGA)**

RANK	PLAYER	FG-FGA	PCT.
1.	Chris Boswell	24-30	80.0
2.	Jeff Reed	8-17	47.1
3.	Gary Anderson	8-27	29.6

- Boswell's 80.0 50-yard field goal percentage is the second highest in the NFL since the 1970 AFL-NFL merger (min. 25 field goal attempts of 50 yards).

**HIGHEST 50+ YARD FG PERCENTAGE SINCE 1970 AFL-NFL MERGER (MIN. 25 50+ FGA)**

RANK	PLAYER	FG-FGA	PCT.
1.	Daniel Carlson	23-28	82.1
2.	Chris Boswell	24-30	80.0
3.	Matt Prater	71-95	74.7
4.	Stephen Gostowski	32-43	74.4
5.	Justin Tucker	56-79	70.9

**LONGEST FG IN FRANCHISE HISTORY**

RANK	PLAYER (DATE, OPP.)	FG
1.	Chris Boswell (10/2/22 vs. N.Y. Jets)	59
	Chris Boswell (11/8/20 at Dallas)	59
3.	Chris Boswell (9/19/21 vs. Las Vegas)	56
4.	Chris Boswell (10/16/22 vs. Tampa Bay)	55
	Gary Anderson (11/25/84 vs. San Diego)	55
	Kris Brown (10/14/01 at Kansas City)	55
7.	Chris Boswell (11/8/21 vs. Chicago)	54
	Gary Anderson (12/8/91 at Houston)	54
9.	Chris Boswell (9/1/22 at Cincinnati)	53
	Chris Boswell (12/5/21 vs. Baltimore)	53
	Chris Boswell (11/26/17 vs. Green Bay)	53
	Gary Anderson (10/21/84 at Indianapolis)	53
	Jeff Reed (11/8/10 at Cincinnati)	53
	Jeff Reed (9/21/08 at Philadelphia)	53
	Shaun Suisham (11/9/14 at N.Y. Jets)	53

**LONGEST FG IN ACRISURE STADIUM HISTORY**

RANK	PLAYER. TEAM (DATE, OPP.)	FG
1.	Chris Boswell, Pittsburgh (10/2/22 vs. N.Y. Jets)	59
2.	Chris Boswell, Pittsburgh (9/19/21 vs. Las Vegas)	56
3.	Chris Boswell (10/16/22 vs. Tampa Bay)	55
4.	Chris Boswell, Pittsburgh (11/8/21 vs. Chicago)	54
5.	Chris Boswell, Pittsburgh (12/5/21 vs. Baltimore)	53
	Chris Boswell, Pittsburgh (11/26/17 vs. Green Bay)	53
	Dan Bailey, Dallas (11/13/16 at Pittsburgh)	53
8.	Chris Boswell, Pittsburgh (9/18/22 vs. New England)	52
	Chris Boswell, Pittsburgh (11/8/21 vs. Chicago)	52
	Chris Boswell, Pittsburgh (10/17/21 vs. Seattle)	52
	Chris Boswell, Pittsburgh (12/10/17 vs. Baltimore)	52
	Jeff Reed, Pittsburgh (9/12/10 vs. Atlanta)	52
	Justin Tucker, Baltimore (10/1/15 at Pittsburgh)	52

- Boswell has made 15 field goals of 50 yards or longer since the start of the 2021 season, which is tied for the second-most in the NFL over the span.

**MOST 50+ YARD FIELD GOALS SINCE 2021**

RANK	KICKER	FGM
1.	Daniel Carlson	17
2.	Chris Boswell	15
	Graham Gano	15
	Justin Tucker	15
5.	Evan McPherson	14

**COVERING PUNTS**

- Pittsburgh ranked second in the NFL in opponent punt return average (5.7) in 2022.

**NFL OPPONENT PUNT RETURN AVERAGE IN 2022**

RANK	TEAM	AVG.
1.	L.A. Chargers	3.1
2.	Pittsburgh Steelers	5.7
3.	Seattle Seahawks	5.9
4.	Washington Commanders	6.4
5.	Baltimore Ravens	6.8

**WINNING RECORD IN FIRST 16 SEASONS**

- **Mike Tomlin** secured his 16th straight non-losing season with the Steelers' ninth win in 2022, a 28-14 win vs. Cleveland in Week 18, a streak dating back to his first season as the team's head coach in 2007.
- Tomlin is the only head coach in NFL history to begin a head coaching tenure with at least 16 consecutive non-losing seasons.

**MOST CONSECUTIVE NON-LOSING SEASONS TO BEGIN NFL HEAD COACHING CAREER**

RANK	HEAD COACH	YEARS	SEASONS
1.	Mike Tomlin	2007-22	16
2.	Marty Schottenheimer	1984-97	14
3.	Don Shula	1963-75	13
4.	George Allen	1966-77	12
	Curly Lambeau	1921-32	12

- Tomlin has led the Steelers to a .500-or-better record in each of his 16 seasons as head coach. That is tied with George Halas for the third-longest streak of .500-or-better seasons by a head coach in NFL history.

**MOST CONSECUTIVE NON-LOSING SEASONS IN NFL HISTORY**

RANK	HEAD COACH	YEARS	SEASONS
1.	Tom Landry	1965-85	21
2.	Bill Belichick	2001-19	19
3.	Mike Tomlin	2007-22	16
	George Halas	1933-51	16

**TOMLIN GETS TO 31**

- **Mike Tomlin** is one of three active NFL head coaches with over 160 victories and one of five active NFL head coaches to defeat at least 31 current NFL franchises.
- Tomlin has registered victories against 31 of the 32 NFL teams (lone exception is Pittsburgh).
- Tomlin became the 14th head coach in NFL history to accomplish that feat.
- Four of the 14 head coaches to defeat 31 of the current NFL franchises, Tomlin, **Bill Cowher**, Marvin Lewis and Sean Payton, only coached with one team.

**MOST DIFFERENT CURRENT FRANCHISES DEFEATED**

Regular Season Only		
Coach	Teams Defeated	Teams Missing
Bill Belichick	32	
Tony Dungy	32	
John Fox	32	
Bill Parcells	32	
Andy Reid	32	
Mike Shanahan	32	
Mike Tomlin	31	Steelers
Bruce Arians	31	Steelers
Pete Carroll	31	Seahawks
Bill Cowher	31	Steelers
John Harbaugh	31	Ravens
Mike Holmgren	31	Washington
Marvin Lewis	31	Bengals
Sean Payton	31	Saints
Marty Schottenheimer	31	Ravens
Tom Coughlin	30	Chargers, Colts
Jeff Fisher	30	Chargers, Titans
Joe Gibbs	30	Ravens, Washington
Mike McCarthy	30	Packers, Steelers
Wade Phillips	30	Broncos, Cowboys
Ron Rivera	30	Broncos, Chiefs
George Seifert	30	Jaguars, Texans
Dick Vermeil	30	Chiefs, Eagles

indicates active coach

**TOMLIN IN HIS FIRST 250 CAREER NFL GAMES COACHED**

- **Mike Tomlin** became the 24th, and fourth active, head coach in NFL history to coach in 250 regular-season games.
- Tomlin also became the sixth head coach to coach in 250 regular-season games with one franchise since the 1970 AFL-NFL merger.

**MOST REGULAR-SEASON GAMES COACHED WITH ONE NFL FRANCHISE SINCE 1970**

RANK	COACH. TEAM	GAMES
1.	Bill Belichick, New England Patriots	369
2.	Chuck Noll, Pittsburgh Steelers	342
3.	Tom Landry, Dallas Cowboys	280
4.	Jeff Fisher, Tennessee Titans	262
5.	Mike Tomlin, Pittsburgh Steelers	258

- Tomlin's 157 regular-season victories in his first 250 games are the fourth-most in NFL history.

**MOST REGULAR-SEASON VICTORIES IN FIRST 250 CAREER GAMES COACHED IN NFL HISTORY**

RANK	COACH. TEAM	WINS
1.	Don Shula	179
2.	George Halas	171
3.	Curly Lambeau	166
4.	Mike Tomlin	157
5.	Bill Belichick	156
	Marty Schottenheimer	156

- Tomlin's 157 regular-season victories in his first 250 games are the most since the 1970 AFL-NFL merger.

**MOST REGULAR-SEASON VICTORIES IN FIRST 250 CAREER GAMES COACHED SINCE 1970 AFL-NFL MERGER**

RANK	COACH. TEAM	WINS
1.	Mike Tomlin	157
2.	Marty Schottenheimer	156
	Bill Belichick	156
4.	Joe Gibbs	154
5.	Mike Holmgren	153
	Mike McCarthy	153

**TOMLIN AMONG THE BEST**

- **Mike Tomlin** has led Pittsburgh to a 163-93-2 (.636) record in the regular season since becoming the team's head coach in 2007.
- Tomlin ranks tied for 10th in NFL history with a regular-season record of 70 games over .500.

**MOST GAMES ABOVE .500 BY HEAD COACH IN NFL HISTORY**

RANK	COACH	GAMES > .500
8.	Marty Schottenheimer, 1984-2006	74
9.	John Madden, 1969-1978	71
10.	Mike Tomlin, 2007-2022	70
	Tony Dungy, 1996-2008	70
12.	George Allen, 1966-1977	69

- Tomlin, Bill Belichick, Andy Reid and Marty Schottenheimer are the only coaches in NFL history with career records of 60 or more games over .500 not in the Pro Football Hall of Fame.



- Tomlin's 163 regular-season victories are the third-most in the NFL since 2007.

**NFL HEAD COACH RECORDS SINCE 2007**

RANK	COACH	RECORD	PLAYOFF APPS.	SUPER BOWL APPS.
1.	Bill Belichick	187-71	13	6
2.	Andy Reid	167-90-1	13	2
3.	Mike Tomlin	163-93-2	10	2
4.	John Harbaugh	147-95	11	1
	Mike McCarthy	147-89-2	12	1

- His 163 regular-season victories are the third-most among active coaches in the NFL.

**MOST REGULAR-SEASON WINS BY AN ACTIVE NFL HEAD COACH**

RANK	COACH	WINS
1.	Bill Belichick	298
2.	Andy Reid	247
3.	Mike Tomlin	163
4.	Pete Carroll	161
5.	Mike McCarthy	155

- Tomlin's 163 regular-season victories are the 16th-most in NFL history.

**MOST REGULAR-SEASON WINS BY HEAD COACH IN NFL HISTORY**

RANK	COACH	WINS
13.	Tom Coughlin	170
	Mike Shanahan	170
15.	Paul Brown	166
16.	Mike Tomlin	163
17.	Mike Holmgren	161
	Pete Carroll	161

- Tomlin's .636 regular-season win percentage is the 11th-highest in NFL history (min. 100 games).

**HEAD COACH WIN PERCENTAGE IN NFL HISTORY (MIN. 100 GAMES)**

RANK	COACH	W	L	T	WIN PCT.
1.	John Madden	103	32	7	.759
2.	Vince Lombardi	96	34	6	.738
3.	George Allen	116	47	5	.712
4.	Blanton Collier	76	34	2	.691
5.	George Halas	318	148	31	.682
6.	Don Shula	328	156	6	.677
7.	Tony Dungy	139	69	0	.668
8.	Bill Belichick	298	152	0	.662
9.	George Seifert	114	62	0	.648
10.	Andy Reid	247	138	1	.641
11.	Mike Tomlin	163	93	2	.636

- Tomlin's .636 regular-season win percentage is the third-highest among active NFL head coaches (min. 100 games).

**ACTIVE HEAD COACH WINNING PERCENTAGE (MIN. 100 GAMES)**

RANK	COACH	W	L	T	WIN PCT.
1.	Bill Belichick	298	152	0	.662
2.	Andy Reid	247	138	1	.641
3.	Mike Tomlin	163	93	2	.636
4.	Mike McCarthy	155	97	2	.614
5.	John Harbaugh	147	95	0	.607

**TOMLIN T-160 COACH**

- Mike Tomlin became the 17th head coach in NFL history to reach 160 career wins. He registered 160 victories in 255 games coached, which is the fifth-fewest games coached in League history to reach 160 wins.

**FEWEST GAMES COACHED TO 160 CAREER VICTORIES**

RANK	PLAYER	GAMES
1.	Don Shula	219
2.	George Halas	236
3.	Curly Lambeau	243
4.	Bill Belichick	254
5.	Mike Tomlin	255

**TOMLIN AT ACRISURE STADIUM**

- Mike Tomlin has guided Pittsburgh to a 92-36-1 (.717) regular-season record at Acrisure Stadium.
- Tomlin earned his 90th regular-season home win in Week 10 of 2022 vs. New Orleans and joined **Chuck Noll** (119) as the second head coach in Steelers history with at least 90 regular-season home victories.
- Tomlin has led Pittsburgh to at least four home wins in each of his first 16 seasons as the team's head coach and six home wins in 10 of his 16 at the helm.
- Tomlin's 92 regular-season home victories are the second-most in the NFL since 2007.

**MOST REGULAR-SEASON HOME WINS SINCE 2007**

RANK	COACH	WINS
1.	Bill Belichick	103
2.	Mike Tomlin	92
3.	John Harbaugh	87
	Mike McCarthy	87
5.	Andy Reid	85

- Tomlin's .717 regular-season home winning percentage is the fourth-highest in the NFL since 2007 (min. 50 games coached).

**BEST REGULAR-SEASON HOME WIN PERCENTAGE SINCE 2007 (MIN. 50 GAMES)**

RANK	COACH	W	L	T	WIN PCT.
1.	Bill Belichick	103	26	0	.798
2.	Mike McCarthy	87	30	2	.739
3.	John Harbaugh	87	34	0	.719
4.	Mike Tomlin	92	36	1	.717
5.	Mike Smith	39	17	0	.696

- Tomlin and the Steelers' 92 regular-season home victories are the third-most in the NFL since 2007.

**MOST REGULAR-SEASON HOME WINS SINCE 2007**

RANK	TEAM	WINS
1.	New England Patriots	103
2.	Green Bay Packers	98
3.	Pittsburgh Steelers	92
4.	Baltimore Ravens	91
5.	Minnesota Vikings	86

- Tomlin and the Steelers' .717 regular-season home winning percentage is the third-highest in the NFL since 2007.

**BEST REGULAR-SEASON HOME WIN PERCENTAGE SINCE 2007**

RANK	TEAM	W	L	T	WIN PCT.
1.	New England Patriots	103	26	0	.798
2.	Green Bay Packers	98	28	2	.773
3.	Pittsburgh Steelers	92	36	1	.717
4.	Baltimore Ravens	91	38	0	.705
5.	Minnesota Vikings	86	43	0	.667

- Tomlin's 92 regular-season home victories are tied for the 16th-most in NFL history.

**MOST REGULAR-SEASON HOME WINS IN NFL HISTORY**

RANK	COACH	WINS
12.	Mike Shanahan	98
13.	Bill Parcells	97
14.	Pete Carroll	93
	Jeff Fisher	93
16.	Mike Tomlin	92
	Tom Coughlin	92
	Paul Brown	92

- Tomlin's .717 winning percentage in regular-season home games is tied for the seventh-highest in NFL history (min. 100 games coached).

**BEST REGULAR-SEASON HOME WIN PERCENTAGE IN NFL HISTORY (MIN. 100 GAMES)**

RANK	COACH	W	L	T	WIN PCT.
1.	Don Shula	183	59	3	.755
2.	Tony Dungy	78	26	0	.750
3.	George Halas	182	61	20	.749
4.	Mike Holmgren	101	35	0	.743
5.	Bill Belichick	163	62	0	.724
6.	John Harbaugh	87	34	0	.719
7.	Mike Tomlin	92	36	1	.717
	Mike McCarthy	90	35	2	.717
9.	Bill Cowher	85	34	1	.713
10.	Marty Schottenheimer	115	48	0	.706

**TOMLIN VS. NFC**

- During his career, Mike Tomlin's regular-season record against the NFC is 43-22-1 (.659).
- Tomlin's 43 regular-season victories against the NFC are the sixth-most by an AFC coach in NFL history.

**MOST REGULAR-SEASON WINS VS. NFC BY AFC HEAD COACH IN NFL HISTORY**

RANK	COACH	WINS
1.	Bill Belichick	75
2.	Don Shula	67
3.	Marty Schottenheimer	52
4.	Chuck Noll	45
5.	Jeff Fisher	44
6.	Mike Tomlin	43
7.	John Harbaugh	40
8.	Marvin Lewis	37
9.	Mike Shanahan	36
10	Bill Cowher	34

- Tomlin's .659 regular-season winning percentage against the NFC is the fourth-highest by an AFC head coach in NFL history (min. 50 games).

**BEST REGULAR-SEASON WIN PERCENTAGE VS. NFC BY AFC HEAD COACH IN NFL HISTORY (MIN. 50 GAMES)**

RANK	COACH	W	L	T	WIN PCT.
1.	Don Shula	67	22	0	.753
2.	Marty Schottenheimer	52	25	0	.675
3.	Jeff Fisher	44	22	0	.667
4.	Mike Tomlin	43	22	1	.659
5.	Bill Belichick	75	39	0	.658
6.	John Harbaugh	40	22	0	.645
7.	Bill Cowher	34	22	1	.605
8.	Marvin Lewis	37	24	3	.602
9.	Chuck Noll	45	30	0	.600
	Mike Shanahan	36	24	0	.600

- Tomlin's 43 regular-season victories against the NFC are the second-most by an AFC head coach since 2007.

**MOST REGULAR-SEASON WINS VS. NFC BY AFC HEAD COACH SINCE 2007**

RANK	COACH	WINS
1.	Bill Belichick	46
2.	Mike Tomlin	43
3.	John Harbaugh	40
4.	Andy Reid	31
5.	Marvin Lewis	25

- Tomlin's .659 regular-season winning percentage against the NFC is the fourth-highest by an AFC head coach since 2007 (min. 25 games).

**BEST REGULAR-SEASON WIN PERCENTAGE VS. NFC BY AFC COACH SINCE 2007 (MIN. 25 GAMES)**

RANK	COACH	W	L	T	WIN PCT.
1.	Andy Reid	31	11	0	.738
2.	Bill Belichick	46	20	0	.697
3.	Sean McDermott	18	8	0	.692
4.	Mike Tomlin	43	22	1	.659
5.	John Harbaugh	40	22	0	.645

- Pittsburgh's 43 regular-season victories against the NFC under Tomlin are tied for the second-most among AFC teams since 2007.

**MOST REGULAR-SEASON WINS VS. NFC BY AFC TEAM SINCE 2007**

RANK	TEAM	WINS
1.	New England Patriots	46
2.	Pittsburgh Steelers	43
	Baltimore Ravens	43
4.	Kansas City Chiefs	42
5.	Tennessee Titans	39

- Pittsburgh's .659 regular-season winning percentage against the AFC under Tomlin is the second-highest among AFC teams since 2007.

**BEST REGULAR-SEASON WIN PERCENTAGE VS. NFC SINCE 2007**

RANK	TEAM	W	L	T	WIN PCT.
1.	New England Patriots	46	20	0	.697
2.	Pittsburgh Steelers	43	22	1	.659
3.	Baltimore Ravens	43	23	0	.652
4.	Kansas City Chiefs	42	24	0	.636
5.	Tennessee Titans	39	27	0	.591

- Tomlin's regular-season home record against the NFC is 25-7-1 (.773).
- Tomlin's 25 regular-season home victories against the NFC are the fifth-most by an AFC head coach in NFL history.

**MOST REGULAR-SEASON HOME WINS VS. NFC BY AFC HEAD COACH IN NFL HISTORY**

RANK	COACH	WINS
1.	Bill Belichick	38
2.	Don Shula	36
3.	Marty Schottenheimer	28
4.	Chuck Noll	27
5.	Mike Tomlin	25
6.	John Harbaugh	24
7.	Jeff Fisher	22
8.	Bill Cowher	21
	Marvin Lewis	21
	Mike Shanahan	21

- Tomlin's .773 regular-season home winning percentage against the NFC is the third-highest by an AFC coach in NFL history (min. 25 games).

**BEST REGULAR-SEASON HOME WIN PERCENTAGE VS. AFC BY HEAD COACH IN NFL HISTORY (MIN. 25 GAMES)**

RANK	COACH	W	L	T	WIN PCT.
1.	Don Shula	36	7	0	.837
2.	John Harbaugh	24	7	0	.774
3.	Mike Tomlin	25	7	1	.773
4.	Chuck Noll	27	10	0	.730
5.	Marty Schottenheimer	28	11	0	.718
6.	Bill Cowher	21	8	1	.717
7.	Marvin Lewis	21	8	3	.703
8.	Mike Shanahan	21	9	0	.700
9.	Marv Levy	19	9	0	.679
10.	Bill Belichick	38	19	0	.667

- Tomlin's 25 regular-season home victories against the NFC are the most by an AFC head coach since 2007.

**MOST REGULAR-SEASON HOME WINS VS. NFC BY AFC COACH SINCE 2007**

RANK	COACH	WINS
1.	Mike Tomlin	25
2.	John Harbaugh	24
3.	Bill Belichick	22
4.	Andy Reid	18
5.	Marvin Lewis	14

- Pittsburgh's 25 regular-season home victories against the AFC under Tomlin are the second-most among AFC teams since 2007.

**MOST REGULAR-SEASON HOME WINS VS. NFC BY AFC TEAM SINCE 2007**

RANK	TEAM	WINS
1.	Baltimore Ravens	26
2.	Pittsburgh Steelers	25
3.	Kansas City Chiefs	24
4.	Denver Broncos	23
5.	New England Patriots	22

- Tomlin's .773 regular-season home winning percentage against the NFC is the third-highest by an AFC head coach since 2007 (min. 20 games).

**BEST REGULAR-SEASON HOME WIN PERCENTAGE VS. NFC BY AFC COACH SINCE 2007 (MIN. 20 GAMES)**

RANK	COACH	W	L	T	WIN PCT.
1.	Andy Reid	18	3	0	.857
2.	John Harbaugh	24	7	0	.774
3.	Mike Tomlin	25	7	1	.773
4.	Bill Belichick	22	11	0	.667
5.	Marvin Lewis	14	7	3	.646

- Pittsburgh's .773 regular-season home winning percentage against the NFC under Tomlin is the second-highest among AFC teams since 2007.

**BEST REGULAR-SEASON HOME WIN PERCENTAGE VS. NFC BY AFC TEAM SINCE 2007**

RANK	TEAM	W	L	T	WIN PCT.
1.	Baltimore Ravens	26	7	0	.788
2.	Pittsburgh Steelers	25	7	1	.773
3.	Kansas City Chiefs	24	9	0	.727
4.	Denver Broncos	23	10	0	.697
5.	New England Patriots	22	11	0	.667

- Tomlin's regular-season road record against the NFC is 18-15 (.545).
- Tomlin's 18 regular-season road victories against the NFC are tied for the fifth-most by an AFC head coach in NFL history.

**MOST REGULAR-SEASON ROAD WINS VS. NFC BY AFC HEAD COACH IN NFL HISTORY**

RANK	COACH	WINS
1.	Bill Belichick	37
2.	Don Shula	31
3.	Marty Schottenheimer	24
4.	Jeff Fisher	22
5.	Mike Tomlin	18
	Chuck Noll	18
7.	Marvin Lewis	16
	John Harbaugh	16
9.	Mike Shanahan	15
10.	Bill Cowher	13
	Tom Flores	13
	Andy Reid	13

- Tomlin's .545 regular-season road winning percentage against the NFC is the fifth-highest by an AFC head coach in NFL history (min. 25 games).

**BEST REGULAR-SEASON ROAD WIN PERCENTAGE VS. NFC BY AFC HEAD COACH IN NFL HISTORY (MIN. 25 GAMES)**

RANK	COACH	W	L	T	WIN PCT.
1.	Jeff Fisher	22	10	0	.688
2.	Don Shula	31	15	0	.674
3.	Bill Belichick	37	20	0	.649
4.	Marty Schottenheimer	24	14	0	.632
5.	Mike Tomlin	18	15	0	.545
6.	John Harbaugh	16	15	0	.516
7.	Mike Shanahan	15	15	0	.500
	Marvin Lewis	16	16	0	.500
9.	Bill Cowher	13	14	0	.481
10.	Chuck Noll	18	20	0	.474

- Tomlin's 18 regular-season road victories against the NFC are the second-most by an AFC head coach since 2007.

**MOST REGULAR-SEASON ROAD WINS VS. NFC BY AFC COACH SINCE 2007**

RANK	COACH	WINS
1.	Bill Belichick	24
2.	Mike Tomlin	18
3.	John Harbaugh	16
4.	Andy Reid	13
5.	Marvin Lewis	11
	Gary Kubiak	11

- Pittsburgh's 18 regular-season road victories against the NFC under Tomlin are tied for the third-most among AFC teams since 2007.

**MOST REGULAR-SEASON ROAD WINS VS. NFC BY AFC TEAM SINCE 2007**

RANK	TEAM	WINS
1.	New England Patriots	24
2.	Tennessee Titans	21
3.	Pittsburgh Steelers	18
	Kansas City Chiefs	18
5.	Indianapolis Colts	17
	Baltimore Ravens	17

- Tomlin's .545 regular-season road winning percentage against the NFC is the third-highest by an AFC head coach since 2007 (min. 20 games).

**BEST REGULAR-SEASON ROAD WIN PERCENTAGE VS. NFC BY AFC COACH SINCE 2007 (MIN. 20 GAMES)**

RANK	COACH	W	L	T	WIN PCT.
1.	Bill Belichick	24	9	0	.727
2.	Andy Reid	13	8	0	.619
3.	Mike Tomlin	18	15	0	.545
4.	John Harbaugh	16	15	0	.516
5.	Marvin Lewis	11	13	0	.458

- Pittsburgh's .545 regular-season road winning percentage against the NFC under Tomlin is tied for the third-highest among AFC teams since 2007.

**BEST REGULAR-SEASON ROAD WIN PERCENTAGE VS. AFC SINCE 2007**

RANK	TEAM	W	L	T	WIN PCT.
1.	New England Patriots	24	9	0	.727
2.	Tennessee Titans	21	12	0	.636
3.	Pittsburgh Steelers	18	15	0	.545
	Kansas City Chiefs	18	15	0	.545
5.	Indianapolis Colts	17	16	0	.515
	Baltimore Ravens	17	16	0	.515

- Including the postseason, Tomlin has a .654 winning percentage (44-23-1) against the NFC during his 16 years.

**AMONG COACHES IN FIRST 16 YEARS**

- Mike Tomlin earned his 163rd regular-season victory in Week 18 of 2022 vs. Cleveland, and accumulated a 163-93-2 regular-season record in his first 16 seasons as a head coach in the NFL (2007-22).
- Tomlin's 163 regular-season victories are the second-most, behind only Pro Football Hall of Famer Don Shula (165, 1963-78), in a coach's first 16 career seasons.

**MOST WINS AMONG NFL HEAD COACHES DURING FIRST 16 SEASONS**

RANK	COACH	YEARS	WINS
1.	Don Shula	1963-78	165
2.	Mike Tomlin	2007-22	163
3.	Bill Belichick	1991-95, 2000-10	162
4.	Mike Holmgren	1992-2008	157
5.	Mike McCarthy	2006-18, 2020-22	155
6.	Joe Gibbs	1981-92, 2004-07	154
7.	Marty Schottenheimer	1984-98, 2001-06	153
8.	Pete Carroll	1994, 1997-99, 2010-22	152
	Sean Payton	2006-21	152
10.	Andy Reid	1999-2012, 2013-22	150

\*Does not include 2012 suspended season in 15 seasons count

- Tomlin's .636 regular-season winning percentage is the seventh-highest by a head coach in his first 16 career seasons.

**BEST WIN PERCENTAGE AMONG NFL HEAD COACHES DURING FIRST 16 SEASONS**

RANK	COACH	YEARS	WIN PCT.
1.	George Halas	1920-29, 1933-38	.749
2.	Don Shula	1963-78	.747
3.	Curly Lambeau	1921-36	.707
4.	Steve Owen	1930-45	.648
5.	Paul Brown	1946-60, 1970	.643
	Bud Grant	1967-82	.643
7.	Mike Tomlin	2007-22	.636
8.	Bill Belichick	1991-95, 2000-10	.633
9.	Chuck Knox	1973-88	.624
10.	Marty Schottenheimer	1984-98, 2001-06	.621

**TOMLIN IN 16**

- In his first 16 seasons as the head coach of the Steelers, Mike Tomlin has an extensive list of accomplishments.
- Tomlin's 163 regular-season wins in his first 16 seasons rank as the most wins in team history for any coach in his first 16 campaigns, and his two Super Bowl appearances rank second in the franchise for a coach in his first 16 seasons.
- Tomlin's 10 postseason berths rank tied for first in a coach's first 16 seasons with the Steelers and his seven division titles rank tied for second.

**STEELERS HEAD COACHES RECORD THROUGH 16 SEASONS**

RANK	COACH	RECORD	YEARS
1.	Mike Tomlin	163-93-1 (.643)	2007-22
2.	Chuck Noll	142-88-1 (.617)	1969-1984

RANK	COACH	SUPER BOWL APP.	TITLES
1.	Chuck Noll	4 (1974, '75, '78, '79)	4 (1974, '75, '78, '79)
2.	Mike Tomlin	2 (2008, '10)	1 (2008)

RANK	COACH	PLAYOFF APP.	YEARS
1.	Mike Tomlin	10	2007-08, '10-11, '14-17, '20-21
	Chuck Noll	10	1972-79, 1982-83

RANK	COACH	DIVISION TITLES	YEARS
1.	Mike Tomlin	7 (AFC North)	2007-08, '10, '14, '16-17, '20
	Chuck Noll	7 (AFC Central)	1972, '74-79
	Bill Cowher	8 (AFC Central/North)	1992, '94-97, 2001, '02, '04

\*Cowher coached just 15 seasons

TOMLIN'S RECORD WHEN		
Overall	163	93 2
Home	92	36 1
Away	71	57 1
In overtime	9	7 2
Grass	128	68 2
Turf	35	25 0
Indoors	13	6 0
Outdoors	150	87 2
AFC	120	71 1
AFC North	65	30 1
AFC East	15	19 0
AFC South	24	7 0
AFC West	16	15 0
NFC	43	22 1
NFC North	9	6 1
NFC East	10	7 0
NFC South	12	4 0
NFC West	12	5 0
Playoffs	8	9 0
Wild Card	2	5 0
Divisional	3	2 0
Title Game	2	1 0
Super Bowl	1	1 0
On Sunday Night Football	19	14 0
On Monday Night Football	19	3 0
On Thursday Night Football	8	9 0
On Saturday	2	0 0
On Sunday at 1 p.m. ET	87	39 2
On Sunday at 4:25 p.m. ET	26	27 1
In September	28	25 1
In October	41	19 0
In November	41	22 1
In December	44	26 0
In January	9	1 0
Coming off a loss	56	33 0
Coming off a win	97	53 1
Coming off a tie	0	2 0
Opponent Coming off a loss	72	47 1
Opponent Coming off a win	80	40 0
Opponent Coming off a tie	1	0 0
Coming off a Bye	12	4 0
Opponent coming off a Bye	9	7 1
Scoring first	100	34 2
Opponent scores first	63	59 0
Leading at any point	161	55 2
Trailing at any point	95	92 1
Leading at halftime	113	22 1
Tied at halftime	13	9 1
Trailing at halftime	36	62 0
Decided by 3 points or fewer	37	29 2
Decided by 7 points or fewer	81	58 2
Decided by 8 pts or fewer	89	59 2
*Opp. Missed Playoffs	97	51 2
*Opp. Lost Wild Card	25	15 0
*Opp. Lost Divisional Playoff	27	11 0
*Opp. Lost Title Game	8	7 0
*Opp. Lost Super Bowl	4	3 0
*Opp. Won Super Bowl	2	6 0

TOMLIN'S RECORD WHEN		
Leading after three quarters	123	17 1
Tied after three quarters	11	8 0
Trailing after three quarters	29	68 1
Scoring 40+ points	11	0 0
Scoring 30-39 points	37	9 0
Scoring 20-29 points	84	28 1
Scoring 0-19 points	31	56 1
Allowing 40+ points	0	5 0
Allowing 30-39 points	5	25 0
Allowing 20-29 points	46	46 1
Allowing 0-19 Points	113	16 1
3 days rest	7	8 0
4 days rest	1	1 0
5 days rest	14	8 1
6 days rest	90	60 0
7 days rest	17	2 0
9 days rest	12	4 0
10 days rest	1	1 0
12 days rest	0	1 0
13 days rest	9	3 0
14 days rest	2	0 0
Opp. 3 days rest	7	8 0
Opp. 5 days rest	10	8 0
Opp. 6 days rest	103	56 0
Opp. 7 days rest	15	3 0
Opp. 8 days rest	1	0 0
Opp. 9 days rest	6	5 0
Opp. 10 days rest	2	1 0
Opp. 13 days rest	8	7 1
Opp. 14 days rest	1	0 0
Outrushing opponent	115	24 0
Getting outrushed	47	69 2
Rushing Yards tied	1	0 0
Passing for more yards	52	37 0
Passing for fewer yards	111	56 2
Outgaining opponent	126	41 2
Outgained by opponent	37	52 0
Clear	140	83 1
Rain	19	7 1
Snow	4	3 0
Below 32-degrees	15	7 0
Above 32-degrees	148	86 2
Winning time of possession	123	40 2
Losing time of possession	40	53 0
Scoring a defensive TD	29	2 0
Allowing a defensive TD	7	13 0
Scoring a special teams TD	11	0 0
Allowing a special teams TD	6	7 0
Fewer penalty yards	88	53 1
More penalty yards	75	40 1
Winning turnover battle	93	14 0
Losing turnover battle	26	60 2
Tied turnover battled	44	19 0
-1 Turnovers	20	25 0
-2 Turnovers	3	14 0
-3 Turnovers	3	10 1
-4 Turnovers	0	8 0
-5 Turnovers	0	1 1

TOMLIN'S RECORD WHEN		
-7 Turnovers	0	2 0
+1 Turnovers	41	11 0
+2 Turnovers	33	2 0
+3 Turnovers	11	1 0
+4 Turnovers	6	0 0
+5 Turnovers	1	0 0
+6 Turnovers	1	0 0
100-yard rusher	54	8 2
100-yard receiver	62	41 1
200-yard passer	120	68 2
200-yard rusher	2	0 0
200-yard receiver	2	1 0
300-yard passer	38	27 1
400-yard passer	4	7 0
500-yard passer	3	0 0
Opp. 100-yard rusher	14	24 2
Opp. 100-yard receiver	42	34 1
Opp. 200-yard passer	92	60 0
Opp. 200-yard rusher	0	2 0
Opp. 200-yard receiver	2	0 0
Opp. 300-yard passer	21	21 0
Opp. 400-yard passer	4	1 0
Opp. 500-yard passer	0	0 0
Rookie Starting QB	9	8 0
Vs. Rookie Starting QB	23	4 0
Arizona Cardinals	3	1 0
Atlanta Falcons	4	0 0
Baltimore Ravens	17	15 0
Buffalo Bills	5	3 0
Carolina Panthers	4	0 0
Chicago Bears	1	3 0
Cincinnati Bengals	23	9 0
Cleveland Browns	25	5 1
Dallas Cowboys	2	2 0
Denver Broncos	4	3 0
Detroit Lions	3	0 1
Green Bay Packers	3	1 0
Houston Texans	4	1 0
Indianapolis Colts	8	1 0
Jacksonville Jaguars	5	2 0
Kansas City Chiefs	5	4 0
Las Vegas Raiders	3	5 0
L.A. Chargers	4	3 0
L.A. Rams	4	0 0
Miami Dolphins	4	3 0
Minnesota Vikings	2	2 0
New England Patriots	3	8 0
New Orleans Saints	1	3 0
N.Y. Giants	3	1 0
N.Y. Jets	3	5 0
Philadelphia Eagles	2	3 0
San Francisco 49ers	2	2 0
Seattle Seahawks	3	2 0
Tampa Bay Buccaneers	3	1 0
Tennessee Titans	7	3 0
Washington Football Team	3	1 0

AMERICAN FOOTBALL CONFERENCE												
EAST DIVISION												
TEAM	W	L	T	PCT	PF	PA	NET PTS	HOME	AWAY	CONF	DIV	STREAK
Buffalo Bills	13	3	0	.813	455	286	169	7-1-0	6-2-0	9-2-0	4-2-0	Won 7
Miami Dolphins	9	8	0	.529	397	399	-2	6-2-0	3-6-0	7-5-0	3-3-0	Won 1
New England Patriots	8	9	0	.471	364	347	17	4-4-0	4-5-0	6-6-0	3-3-0	Lost 1
New York Jets	7	10	0	.412	296	316	-20	3-5-0	4-5-0	5-7-0	2-4-0	Lost 6
NORTH DIVISION												
TEAM	W	L	T	PCT	PF	PA	NET PTS	HOME	AWAY	CONF	DIV	STREAK
Cincinnati Bengals	12	4	0	.750	418	322	96	6-1-0	6-3-0	8-3-0	3-3-0	Won 8
Baltimore Ravens	10	7	0	.588	350	315	35	5-3-0	5-4-0	6-6-0	3-3-0	Lost 2
<b>Pittsburgh Steelers</b>	<b>9</b>	<b>8</b>	<b>0</b>	<b>.529</b>	<b>308</b>	<b>346</b>	<b>-38</b>	<b>4-4-0</b>	<b>5-4-0</b>	<b>5-7-0</b>	<b>3-3-0</b>	<b>Won 4</b>
Cleveland Browns	7	10	0	.412	361	381	-20	4-4-0	3-6-0	4-8-0	3-3-0	Lost 1
SOUTH DIVISION												
TEAM	W	L	T	PCT	PF	PA	NET PTS	HOME	AWAY	CONF	DIV	STREAK
Jacksonville Jaguars	9	8	0	.529	404	350	54	5-3-0	4-5-0	8-4-0	4-2-0	Won 5
Tennessee Titans	7	10	0	.412	298	359	-61	3-5-0	4-5-0	5-7-0	3-3-0	Lost 7
Indianapolis Colts	4	12	1	.265	289	427	-138	2-6-0	2-6-1	4-7-1	1-4-1	Lost 7
Houston Texans	3	13	1	.206	289	420	-131	0-7-1	3-6-0	3-8-1	3-2-1	Won 1
WEST DIVISION												
TEAM	W	L	T	PCT	PF	PA	NET PTS	HOME	AWAY	CONF	DIV	STREAK
Kansas City Chiefs	14	3	0	.824	496	369	127	7-1-0	7-2-0	9-3-0	6-0-0	Won 5
Los Angeles Chargers	10	7	0	.588	391	384	7	5-3-0	5-4-0	7-5-0	2-4-0	Lost 1
Las Vegas Raiders	6	11	0	.353	395	418	-23	4-4-0	2-7-0	5-7-0	3-3-0	Lost 3
Denver Broncos	5	12	0	.294	287	359	-72	4-4-0	1-8-0	3-9-0	1-5-0	Won 1
NATIONAL FOOTBALL CONFERENCE												
EAST DIVISION												
TEAM	W	L	T	PCT	PF	PA	NET PTS	HOME	AWAY	CONF	DIV	STREAK
Philadelphia Eagles	14	3	0	.824	477	344	133	7-2-0	7-1-0	9-3-0	4-2-0	Won 1
Dallas Cowboys	12	5	0	.706	467	342	125	8-1-0	4-4-0	8-4-0	4-2-0	Lost 1
New York Giants	9	7	1	.559	365	371	-6	5-3-1	4-4-0	4-7-1	1-4-1	Lost 1
Washington Commanders	8	8	1	.500	321	343	-22	4-5-0	4-3-1	5-6-1	2-3-1	Won 1
NORTH DIVISION												
TEAM	W	L	T	PCT	PF	PA	NET PTS	HOME	AWAY	CONF	DIV	STREAK
Minnesota Vikings	13	4	0	.765	424	427	-3	8-1-0	5-3-0	8-4-0	4-2-0	Won 1
Detroit Lions	9	8	0	.529	453	427	26	5-4-0	4-4-0	7-5-0	5-1-0	Won 2
Green Bay Packers	8	9	0	.471	370	371	-1	5-4-0	3-5-0	6-6-0	3-3-0	Lost 1
Chicago Bears	3	14	0	.176	326	463	-137	2-7-0	1-7-0	1-11-0	0-6-0	Lost 10
SOUTH DIVISION												
TEAM	W	L	T	PCT	PF	PA	NET PTS	HOME	AWAY	CONF	DIV	STREAK
Tampa Bay Buccaneers	8	9	0	.471	313	358	-45	5-4-0	3-5-0	8-4-0	4-2-0	Lost 1
Carolina Panthers	7	10	0	.412	347	374	-27	5-4-0	2-6-0	6-6-0	4-2-0	Won 1
Atlanta Falcons	7	10	0	.412	365	386	-21	6-3-0	1-7-0	6-6-0	2-4-0	Won 2
New Orleans Saints	7	10	0	.412	330	345	-15	4-5-0	3-5-0	5-7-0	2-4-0	Lost 1
WEST DIVISION												
TEAM	W	L	T	PCT	PF	PA	NET PTS	HOME	AWAY	CONF	DIV	STREAK
San Francisco 49ers	13	4	0	.765	450	277	173	8-1-0	5-3-0	10-2-0	6-0-0	Won 10
Seattle Seahawks	9	8	0	.529	407	401	6	5-4-0	4-4-0	6-6-0	4-2-0	Won 2
Los Angeles Rams	5	12	0	.294	307	384	-77	4-5-0	1-7-0	3-9-0	1-5-0	Lost 2
Arizona Cardinals	4	13	0	.235	340	449	-109	1-8-0	3-5-0	3-9-0	1-5-0	Lost 7

## STEELERS 2022 REGULAR SEASON RECORD WHEN...

CATEGORY	2022 SEASON		CATEGORY	2022 SEASON	
	W-L			W-L	
STEELERS AT ACRISURE STADIUM	4-4		IN SEPTEMBER	1-2	
STEELERS ON THE ROAD	5-4		IN OCTOBER	1-4	
STEELERS ON GRASS	5-7		IN NOVEMBER	2-1	
STEELERS ON ARTIFICIAL TURF	4-1		IN DECEMBER	3-1	
STEELERS IN DOMES	2-0		IN JANUARY	2-0	
STEELERS IN RETRACTABLE ROOF STADIUMS	2-0				
STEELERS OUTDOORS	7-8		ON SUNDAY NIGHT	1-1	
STEELERS INDOORS	2-0		ON THURSDAY NIGHT	0-1	
			ON MONDAY NIGHT	1-0	
STEELERS SCORE FIRST	6-0		ON SATURDAY	1-0	
OPPONENT SCORES FIRST	3-8				
STEELERS SCORE ON FIRST POSSESSION	5-0		DAY GAMES	6-6	
STEELERS SCORE 20 OR MORE POINTS	6-2		KICKOFF AT 12:00 EDT	0-0	
STEELERS SCORE 19 OR LESS POINTS	3-6		KICKOFF AT 3:00/3:05/3:15/3:35 EDT	0-0	
STEELERS ALLOW 20 OR MORE	1-5		NIGHT GAMES	3-2	
STEELERS ALLOW 19 OR LESS POINTS	8-3				
			VS. AFC NORTH OVERALL	3-3	
STEELERS LEAD AFTER 1ST QUARTER	7-0		VS. AFC NORTH AT HOME	1-2	
STEELERS TRAIL AFTER 1ST QUARTER	1-7		VS. AFC NORTH ON THE ROAD	2-1	
SCORE TIED AFTER 1ST QUARTER	1-1				
STEELERS LEAD AT HALFTIME	6-2		VS. AFC	5-7	
STEELERS TRAIL AT HALFTIME	2-6		VS. AFC EAST	0-4	
SCORE TIED AT HALFTIME	1-0		VS. AFC SOUTH	1-0	
STEELERS LEAD AFTER 3RD QUARTER	5-1		VS. AFC WEST	1-0	
STEELERS TRAIL AFTER 3RD QUARTER	3-7				
SCORE TIED AFTER 3RD QUARTER	1-0		VS. NFC	4-1	
GAME GOES TO OVERTIME	1-0		VS. NFC EAST	0-1	
			VS. NFC SOUTH	4-0	
STEELERS HAVE + TURNOVER RATIO	7-1		VS. NFC NORTH	0-0	
STEELERS HAVE - TURNOVER RATIO	0-6		VS. NFC WEST	0-0	
TURNOVER RATIO EVEN	2-1				
STEELERS HAVE 30:00+TOP	7-4				
STEELERS HAVE LESS THAN 30:00 TOP	2-4				
STEELERS HAVE 100-YARD RUSHER	1-0				
STEELERS HAVE 300 NET PASSING YARDS	0-1				
STEELERS HAVE 1 100-YARD RECEIVER	0-1				
STEELERS HAVE 2 100-YARD RECEIVERS	0-0				
STEELERS WIN COIN TOSS	3-4				
STEELERS LOSE COIN TOSS	6-4				



NO.	NAME	POS	HT	WT	DOB	EXP	COLLEGE	HOMETOWN	HOW ACQ
57	Adams Sr., Montravius	DT	6-4	304	7/24/1995	7	Auburn	Vienna, GA	FA '21
54	Alexander, Kwon	LB	6-1	227	8/3/1994	9	LSU	Oxford, AL	FA '23
74	Anderson, Spencer	OL	6-5	305	6/7/2000	R	Maryland	Bowie, MD	D7b '23
19	Austin III, Calvin	WR	5-9	162	3/24/1999	2	Memphis	Memphis, TN	D4 '22
95	Benton, Keanou	DT	6-4	309	7/17/2001	R	Wisconsin	Janesville, WI	D2b '23
9	Boswell, Chris	K	6-2	185	3/16/1991	9	Rice	Fort Worth, TX	FA '15
13	Boykin, Miles	WR	6-4	220	10/12/1996	5	Notre Dame	New Lenox, IL	W '22 (BAL)
61	Cole, Mason	OL	6-5	298	3/28/1996	6	Michigan	Tarpon Springs, FL	FA '22
60	Cook, Dylan	T	6-5	280	1/11/1998	1	Montana	Butte, MT	FA '23
78	Daniels, James	OL	6-4	327	9/13/1997	6	Iowa	Warren, OH	FA '22
39	Fitzpatrick, Minkah	S	6-1	207	11/17/1996	6	Alabama	Old Bridge, NJ	TR '19 (MIA)
88	Freiermuth, Pat	TE	6-5	258	10/25/1998	3	Penn State	Merrimac, MA	D2 '21
44	Golden, Markus	LB	6-3	260	3/13/1991	9	Missouri	St. Louis, MO	FA '23
22	Harris, Najee	RB	6-1	242	3/9/1998	3	Alabama	Antioch, CA	D1 '21
6	Harvin III, Pressley	P	6-0	255	9/17/1998	3	Georgia Tech	Alcolu, SC	D7b '21
71	Herbig, Nate	OL	6-4	334	7/10/1998	5	Stanford	Honolulu, HI	FA '23
51	Herbig, Nick	LB	6-2	240	11/21/2001	R	Wisconsin	Kauai, HI	D4 '23
97	Heyward, Cameron	DT	6-5	295	5/6/1989	13	Ohio State	Pittsburgh, PA	D1 '11
83	Heyward, Connor	TE/FB	6-0	230	1/22/1999	2	Michigan State	Duluth, GA	D6 '22
56	Highsmith, Alex	LB	6-4	242	8/7/1997	4	Charlotte	Wilmington, NC	D3 '20
55	Holcomb, Cole	LB	6-1	240	7/30/1996	5	North Carolina	New Smyrna Beach, FL	FA '23
18	Johnson, Dontae	WR	5-10	183	7/5/1996	5	Toledo	Ruskin, FL	D3a '19
77	Jones, Broderick	OT	6-5	311	5/16/2001	R	Georgia	Lithonia, GA	D1 '23
23	Kazee, Damontae	S	5-11	174	6/5/1993	7	San Diego State	San Bernardino, CA	FA '22
28	Killebrew, Miles	S	6-2	222	5/10/1993	8	Southern Utah	Henderson, NV	FA '22
25	King II, Desmond	CB	5-10	200	12/14/1994	7	Iowa	Detroit, MI	FA '23
46	Kuntz, Christian	LS	6-1	228	4/13/1994	3	Duquesne	Pittsburgh, PA	FA '20
98	Leal, DeMarvin	DE	6-4	290	7/1/2000	2	Texas A&M	San Antonio, TX	D3 '22
92	Loudermilk, Isaiahh	DT	6-7	293	10/10/1997	3	Wisconsin	Howard, KS	D5 '21
26	McFarland Jr., Anthony	RB	5-8	193	3/4/1999	4	Maryland	Hyattsville, MD	D4a '20
65	Moore Jr., Dan	OT	6-5	315	9/28/1998	3	Texas A&M	Beaumont, TX	D4a '21
31	Neal, Keanou	S	6-0	211	7/26/1995	8	Florida	Bushnell, FL	FA '23
99	Ogunjobi, Larry	DT	6-3	305	6/3/1994	7	Charlotte	Greensboro, NC	FA '22
76	Okorafor, Chukwuma	OL	6-6	320	8/8/1997	6	Western Michigan	Southfield, MI	D3b '18
89	Olszewski, Gunner	WR	6-0	190	11/26/1996	5	Bemidji State	Alvin, TX	FA '22
20	Peterson, Patrick	CB	6-1	203	7/11/1990	13	LSU	Pompano Beach, FL	FA '23
14	Pickens, George	WR	6-3	200	3/4/2001	2	Georgia	Hoover, AL	D2 '22
8	Pickett, Kenny	QB	6-3	220	6/6/1998	2	Pittsburgh	Oakhurst, NJ	D1 '22
42	Pierre, James	CB	6-2	185	9/16/1996	4	Florida Atlantic	Deerfield Beach, FL	UDFA '20
24	Porter Jr., Joey	CB	6-2	193	7/26/2000	R	Penn State	Bakersfield, CA	D2a '23
37	Riley, Elijah	S	6-0	205	6/12/1998	3	Army	Port Jefferson, NY	W '22 (NYJ)
50	Roberts, Elandon	LB	6-1	238	4/22/1994	8	Houston	Port Arthur, TX	FA '23
93	Robinson, Mark	LB	5-11	235	8/14/1999	2	Mississippi	Leesburg, GA	D7a '22
11	Robinson II, Allen	WR	6-2	220	8/24/1993	10	Penn State	Detroit, MI	TR '23 (LAR)
2	Rudolph, Mason	QB	6-5	235	6/17/1995	6	Oklahoma State	Rock Hill, SC	D3a '18
73	Seumalo, Isaac	G	6-4	303	10/29/1993	8	Oregon State	Corvallis, OR	FA '23
34	Sullivan, Chandon	CB	5-11	189	8/7/1996	6	Georgia State	Winder, GA	FA '23
10	Trubisky, Mitch	QB	6-2	220	8/20/1994	7	North Carolina	Mentor, OH	FA '22
29	Wallace, Levi	CB	6-0	179	6/12/1995	6	Alabama	Tucson, AZ	FA '22
30	Warren, Jaylen	RB	5-8	215	11/1/1998	2	Oklahoma State	Cottonwoods Heights, UT	UDFA '22
80	Washington, Darnell	TE	6-7	264	8/17/2001	R	Georgia	Las Vegas, NV	D3 '23
90	Watt, T.J.	LB	6-4	252	10/11/1994	7	Wisconsin	Pewaukee, WI	D1 '17
94	Watts, Armon	DL	6-5	307	7/22/1996	5	Arkansas	St. Louis, MO	FA '23
<b>Injured Reserve (2)</b>									
27	Trice Jr., Cory	DB	6-3	206	5/30/2000	R	Purdue	Hopkinsville, KY	D7a '23
79	Wren, Renell	DT	6-5	315	10/23/1995	3	Arizona State	St. Louis, MO	FA '22
<b>Practice Squad (16)</b>									
35	Barcoo, Luq	CB	6-1	180	7/27/1998	2	San Diego State	San Diego, CA	FA '23
38	Bell, Greg	RB	6-0	200	6/16/1998	2	San Diego State	Chula Vista, CA	FA '23
21	Brown, Anthony	CB	5-11	192	12/16/1993	7	Purdue	Tampa, FL	FA '23
49	Carpenter, Tariq	LB	6-3	230	12/28/1998	2	Georgia Tech	Ludowici, GA	FA '23
72	Diesch, Kellen	OL	6-7	300	8/23/1997	1	Arizona State	Trophy Club, TX	FA '23
96	Fehoko, Breden	DL	6-3	300	10/15/1996	3	LSU	Honolulu, HI	FA '23
84	Fehoko, Simi	WR	6-4	218	11/5/1997	3	Stanford	Sandy, UT	FA '23
79	Fisher, Joey	OL	6-4	296	11/11/1997	R	Shepherd	Hagerstown, MD	FA '23
82	Fitzpatrick, Dez	WR	6-2	208	12/17/1997	2	Louisville	Farmington Hills, MI	FA '23
45	Horvath, Zander	FB	6-3	230	12/10/1998	1	Purdue	Mishawaka, IN	FA '23
91	Marshall, Jonathan	DL	6-3	310	9/16/1997	2	Arkansas	Shepherd, TX	W '22 (NYJ)
41	Ollison, Qadree	RB	6-1	232	9/8/1996	4	Pittsburgh	Niagara Falls, NY	FA '23
40	Perales, David	LB	6-3	255	4/9/1999	R	Fresno State	Merced, CA	UDFA '23
33	Scott, Josiah	CB	5-9	185	4/5/1999	3	Michigan State	Hamilton, OH	FA '23
17	Thompson, Trenton	S	6-1	196	12/18/1997	1	San Diego State	Palm Springs, CA	FA '22
87	Williams, Rodney	TE	6-4	235	4/10/2000	1	UT Martin	Memphis, TN	FA '22
<b>Reserve/Retired (1)</b>									
400	Pottebaum, Monte	FB	6-1	244	1/7/2000	R	Iowa	Larchwood, IA	UDFA '23
<b>COACHING STAFF</b>									
<b>HEAD COACH:</b> Mike Tomlin									
<b>ASSISTANTS:</b> Teryl Austin (Defensive Coordinator); Matt Canada (Offensive Coordinator); Danny Smith (Special Teams Coordinator); Grady Brown (Secondary); Aaron Curry (Inside Linebackers); Karl Dunbar (Defensive Line); Eddie Faulkner (Running Backs); Frisman Jackson (Wide Receivers); Denzel Martin (Outside Linebackers); Pat Meyer (Offensive Line); Alfredo Roberts (Tight Ends); Mike Sullivan (Quarterbacks); Gerald Alexander (Assistant Defensive Backs); David Corley (Assistant Quarterbacks); Isaac Williams (Assistant Offensive Line); Jason Brooks (Defensive Quality Control); Glenn Thomas (Offensive Assistant); Matt Tomcho (Quality Control); Garrett Gionton (Senior Conditioning Coordinator); Marcel Pastoor (Head Strength & Conditioning Coach); Rodain Delus (Strength & Conditioning Assistant)									

NO.	NAME	POS	HT	WT	DOB	EXP	COLLEGE	HOMETOWN	HOW ACQ
2	Rudolph, Mason	QB	6-5	235	6/17/1995	6	Oklahoma State	Rock Hill, SC	D3a '18
6	Harvin III, Pressley	P	6-0	255	9/17/1998	3	Georgia Tech	Alcou, SC	D7b '21
8	Pickett, Kenny	QB	6-3	220	6/6/1998	2	Pittsburgh	Oakhurst, NJ	D1 '22
9	Boswell, Chris	K	6-2	185	3/16/1991	9	Rice	Fort Worth, TX	FA '15
10	Trubisky, Mitch	QB	6-2	220	8/20/1994	7	North Carolina	Mentor, OH	FA '22
11	Robinson II, Allen	WR	6-2	220	8/24/1993	10	Penn State	Detroit, MI	TR '23 (LAR)
13	Boykin, Miles	WR	6-4	220	10/12/1996	5	Notre Dame	New Lenox, IL	W '22 (BAL)
14	Pickens, George	WR	6-3	200	3/4/2001	2	Georgia	Hoover, AL	D2 '22
18	Johnson, Dontae	WR	5-10	183	7/5/1996	5	Toledo	Ruskin, FL	D3a '19
19	Austin III, Calvin	WR	5-9	162	3/24/1999	2	Memphis	Memphis, TN	D4 '22
20	Peterson, Patrick	CB	6-1	203	7/11/1990	13	LSU	Pompano Beach, FL	FA '23
22	Harris, Najee	RB	6-1	242	3/9/1998	3	Alabama	Antioch, CA	D1 '21
23	Kazee, Damontae	S	5-11	174	6/5/1993	7	San Diego State	San Bernardino, CA	FA '22
24	Porter Jr., Joey	CB	6-2	193	7/26/2000	R	Penn State	Bakersfield, CA	D2a '23
25	King II, Desmond	CB	5-10	200	12/14/1994	7	Iowa	Detroit, MI	FA '23
26	McFarland Jr., Anthony	RB	5-8	193	3/4/1999	4	Maryland	Hyattsville, MD	D4a '20
28	Killebrew, Miles	S	6-2	222	5/10/1993	8	Southern Utah	Henderson, NV	FA '22
29	Wallace, Levi	CB	6-0	179	6/12/1995	6	Alabama	Tucson, AZ	FA '22
30	Warren, Jaylen	RB	5-8	215	11/1/1998	2	Oklahoma State	Cottonwoods Heights, UT	UDFA '22
31	Neal, Keanu	S	6-0	211	7/26/1995	8	Florida	Bushnell, FL	FA '23
34	Sullivan, Chandon	CB	5-11	189	8/7/1996	6	Georgia State	Winder, GA	FA '23
37	Riley, Elijah	S	6-0	205	6/12/1998	3	Army	Port Jefferson, NY	W '22 (NYJ)
39	Fitzpatrick, Minkah	S	6-1	207	11/17/1996	6	Alabama	Ort Bridge, NJ	TR '19 (MIA)
42	Pierre, James	CB	6-2	185	9/16/1996	4	Florida Atlantic	Deerfield Beach, FL	UDFA '20
44	Golden, Markus	LB	6-3	260	3/13/1991	9	Missouri	St. Louis, MO	FA '23
46	Kuntz, Christian	LS	6-1	228	4/13/1994	3	Duquesne	Pittsburgh, PA	FA '20
50	Roberts, Elandon	LB	6-1	238	4/22/1994	8	Houston	Port Arthur, TX	FA '23
51	Herbig, Nick	LB	6-2	240	11/21/2001	R	Wisconsin	Kauai, HI	D4 '23
54	Alexander, Kwon	LB	6-1	227	8/3/1994	9	LSU	Oxford, AL	FA '23
55	Holcomb, Cole	LB	6-1	240	7/30/1996	5	North Carolina	New Smyrna Beach, FL	FA '23
56	Highsmith, Alex	LB	6-4	242	8/7/1997	4	Charlotte	Wilmington, NC	D3 '20
57	Adams Sr., Montravius	DT	6-4	304	7/24/1995	7	Auburn	Vienna, GA	FA '21
60	Cook, Dylan	T	6-5	280	1/11/1998	1	Montana	Butte, MT	FA '23
61	Cole, Mason	OL	6-5	298	3/28/1996	6	Michigan	Tarpon Springs, FL	FA '22
65	Moore Jr., Dan	OT	6-5	315	9/28/1998	3	Texas A&M	Beaumont, TX	D4a '21
71	Herbig, Nate	OL	6-4	334	7/10/1998	5	Stanford	Honolulu, HI	FA '23
73	Seumalo, Isaac	G	6-4	303	10/29/1993	8	Oregon State	Corvallis, OR	FA '23
74	Anderson, Spencer	OL	6-5	305	6/7/2000	R	Maryland	Bowie, MD	D7b '23
76	Okorafor, Chukwuma	OL	6-6	320	8/8/1997	6	Western Michigan	Southfield, MI	D3b '18
77	Jones, Broderick	OT	6-5	311	5/16/2001	R	Georgia	Lithonia, GA	D1 '23
78	Daniels, James	OL	6-4	327	9/13/1997	6	Iowa	Warren, OH	FA '22
80	Washington, Darnell	TE	6-7	264	8/17/2001	R	Georgia	Las Vegas, NV	D3 '23
83	Heyward, Connor	TE/FB	6-0	230	1/22/1999	2	Michigan State	Duluth, GA	D6 '22
88	Freiermuth, Pat	TE	6-5	258	10/25/1998	3	Penn State	Merrimac, MA	D2 '21
89	Olszewski, Gunner	WR	6-0	190	11/26/1996	5	Bemidji State	Alvin, TX	FA '22
90	Watt, T. J.	LB	6-4	252	10/11/1994	7	Wisconsin	Pewaukee, WI	D1 '17
92	Loudermilk, Isaiahh	DT	6-7	293	10/10/1997	3	Wisconsin	Howard, KS	D5 '21
93	Robinson, Mark	LB	5-11	235	8/14/1999	2	Mississippi	Leesburg, GA	D7a '22
94	Watts, Armon	DL	6-5	307	7/22/1996	5	Arkansas	St. Louis, MO	FA '23
95	Benton, Keanu	DT	6-4	309	7/17/2001	R	Wisconsin	Janesville, WI	D2b '23
97	Heyward, Cameron	DT	6-5	295	5/6/1989	13	Ohio State	Pittsburgh, PA	D1 '11
98	Leal, DeMarvin	DE	6-4	290	7/1/2000	2	Texas A&M	San Antonio, TX	D3 '22
99	Ogunjobi, Larry	DT	6-3	305	6/3/1994	7	Charlotte	Greensboro, NC	FA '22
<b>Injured Reserve (2)</b>									
27	Trice Jr., Cory	DB	6-3	206	5/30/2000	R	Purdue	Hopkinsville, KY	D7a '23
79	Wren, Renell	DT	6-5	315	10/23/1995	3	Arizona State	St. Louis, MO	FA '22
<b>Practice Squad (16)</b>									
17	Thompson, Trenton	S	6-1	196	12/18/1997	1	San Diego State	Palm Springs, CA	FA '22
21	Brown, Anthony	CB	5-11	192	12/16/1993	7	Purdue	Tampa, FL	FA '23
33	Scott, Josiah	CB	5-9	185	4/5/1999	3	Michigan State	Hamilton, OH	FA '23
35	Barcoo, Luq	CB	6-1	180	7/27/1998	2	San Diego State	San Diego, CA	FA '23
38	Bell, Greg	RB	6-0	200	6/16/1998	R	San Diego State	Chula Vista, CA	FA '23
40	Perales, David	LB	6-3	255	4/9/1999	2	Fresno State	Merced, CA	UDFA '23
41	Olison, Qadree	RB	6-1	232	9/8/1996	4	Pittsburgh	Niagara Falls, NY	FA '23
45	Horvath, Zander	FB	6-3	230	12/10/1998	1	Purdue	Mishawaka, IN	FA '23
49	Carpenter, Tariq	LB	6-3	230	12/28/1998	2	Georgia Tech	Ludowici, GA	FA '23
72	Diesch, Kellen	OL	6-7	300	8/23/1997	1	Arizona State	Trophy Club, TX	FA '23
79	Fisher, Joey	OL	6-4	296	11/11/1997	R	Shepherd	Hagerstown, MD	FA '23
82	Fitzpatrick, Dez	WR	6-2	208	12/17/1997	2	Louisville	Farmington Hills, MI	FA '23
84	Fehoko, Simi	WR	6-4	218	11/5/1997	3	Stanford	Sandy, UT	FA '23
87	Williams, Rodney	TE	6-4	235	4/10/2000	1	UT Martin	Memphis, TN	FA '22
91	Marshall, Jonathan	DL	6-3	310	9/16/1997	2	Arkansas	Shepherd, TX	W '22 (NYJ)
96	Fehoko, Breiden	DL	6-3	300	10/15/1996	3	LSU	Honolulu, HI	FA '23
<b>Reserve/Retired (1)</b>									
400	Pottebaum, Monte	FB	6-1	244	1/7/2000	R	Iowa	Larchwood, IA	UDFA '23
<b>COACHING STAFF</b>									
<b>HEAD COACH:</b> Mike Tomlin									
<b>ASSISTANTS:</b> Teryl Austin (Defensive Coordinator); Matt Canada (Offensive Coordinator); Danny Smith (Special Teams Coordinator); Grady Brown (Secondary); Aaron Curry (Inside Linebackers); Karl Dunbar (Defensive Line); Eddie Faulkner (Running Backs); Frisman Jackson (Wide Receivers); Denzel Martin (Outside Linebackers); Pat Meyer (Offensive Line); Alfredo Roberts (Tight Ends); Mike Sullivan (Quarterbacks); Gerald Alexander (Assistant Defensive Backs); David Conley (Assistant Quarterbacks); Isaac Williams (Assistant Offensive Line); Jason Brooks (Defensive Quality Control); Glenn Thomas (Offensive Assistant); Matt Tomcho (Quality Control); Garrett Gionton (Senior Conditioning Coordinator); Marcel Pastoor (Head Strength & Conditioning Coach); Rodain Delus (Strength & Conditioning Assistant)									

**QUARTERBACKS (3)**

2 Mason Rudolph ..... QB	8 Kenny Pickett ..... QB
10 Mitch Trubisky ..... QB	

**RUNNING BACKS (3)**

22 Najee Harris ..... RB	26 Anthony McFarland Jr. .... RB
30 Jaylen Warren ..... RB	

**WIDE RECEIVERS (6)**

11 Allen Robinson II ..... WR	13 Miles Boykin ..... WR
14 George Pickens ..... WR	18 Diontae Johnson ..... WR
19 Calvin Austin III ..... WR	89 Gunner Olszewski ..... WR

**TIGHT ENDS (3)**

80 Darnell Washington ..... TE	83 Connor Heyward ..... TE/FB
88 Pat Freiermuth ..... TE	

**OFFENSIVE LINE (9)**

60 Dylan Cook ..... T	61 Mason Cole ..... OL
65 Dan Moore Jr. .... OT	71 Nate Herbig ..... OL
73 Isaac Seumalo ..... G	74 Spencer Anderson ..... OL
76 Chukwuma Okorafor ..... OL	77 Broderick Jones ..... OT
78 James Daniels ..... OL	

**LINEBACKERS (8)**

44 Markus Golden ..... LB	50 Elandon Roberts ..... LB
51 Nick Herbig ..... LB	54 Kwon Alexander ..... LB
55 Cole Holcomb ..... LB	56 Alex Highsmith ..... LB
90 T.J. Watt ..... LB	93 Mark Robinson ..... LB

**DEFENSIVE BACKS (11)**

20 Patrick Peterson ..... CB	23 Damontae Kazee ..... S
24 Joey Porter Jr. .... CB	25 Desmond King II ..... CB
28 Miles Killebrew ..... S	29 Levi Wallace ..... CB
31 Keanu Neal ..... S	34 Chandon Sullivan ..... CB
37 Elijah Riley ..... S	39 Minkah Fitzpatrick ..... S
42 James Pierre ..... CB	

**DEFENSIVE LINE (7)**

57 Montravius Adams Sr. .... DT	92 Isaiahh Loudermilk ..... DT
94 Armon Watts ..... DL	95 Keanu Benton ..... DT
97 Cameron Heyward ..... DT	98 DeMarvin Leal ..... DE
99 Larry Ogunjobi ..... DT	

**SPECIALISTS (3)**

6 Pressley Harvin III ..... P	9 Chris Boswell ..... K
46 Christian Kuntz ..... LS	

## 2023 PITTSBURGH STEELERS EXPERIENCE (AS OF SEPTEMBER 10, 2023)

NO	NAME	POS	HT	WT	DOB	AGE	EXP	COLLEGE	HOMETOWN	HOW ACQ	GP	GS	DPN	INA
<b>THIRTEENTH SEASON (2)</b>														
97	Cameron Heyward	DT	6-5	295	05/06/89	34	13	Ohio State	Pittsburgh, PA	D1 '11	0	0	0	0
20	Patrick Peterson	CB	6-1	203	07/11/90	33	13	LSU	Pompano Beach, FL	FA '23	0	0	0	0
<b>TENTH SEASON (1)</b>														
11	Allen Robinson II	WR	6-2	220	08/24/93	30	10	Penn State	Detroit, MI	TR '23 (LAR)	0	0	0	0
<b>NINTH SEASON (3)</b>														
9	Chris Boswell	K	6-2	185	03/16/91	32	9	Rice	Fort Worth, TX	FA '15	0	0	0	0
54	Kwon Alexander	LB	6-1	227	08/03/94	29	9	LSU	Oxford, AL	FA '23	0	0	0	0
44	Markus Golden	LB	6-3	260	03/13/91	32	9	Missouri	St. Louis, MO	FA '23	0	0	0	0
<b>EIGHTH SEASON (4)</b>														
50	Elandon Roberts	LB	6-1	238	04/22/94	29	8	Houston	Port Arthur, TX	FA '23	0	0	0	0
73	Isaac Seumalo	G	6-4	303	10/29/93	29	8	Oregon State	Corvallis, OR	FA '23	0	0	0	0
31	Keanu Neal	S	6-0	211	07/26/95	28	8	Florida	Bushnell, FL	FA '23	0	0	0	0
28	Miles Killebrew	S	6-2	222	05/10/93	30	8	Southern Utah	Henderson, NV	FA '22	0	0	0	0
<b>SEVENTH SEASON (7)</b>														
21	Anthony Brown	CB	5-11	192	12/16/93	29	7	Purdue	Tampa, FL	FA '23	0	0	0	0
23	Damontae Kazee	S	5-11	174	06/05/93	30	7	San Diego State	San Bernardino, CA	FA '22	0	0	0	0
25	Deshaun King II	CB	5-10	200	12/14/94	28	7	Iowa	Detroit, MI	FA '23	0	0	0	0
99	Larry Ogunjobi	DT	6-3	305	06/03/94	29	7	Charlotte	Greensboro, NC	FA '22	0	0	0	0
10	Mitch Trubisky	QB	6-2	220	08/20/94	29	7	North Carolina	Mentor, OH	FA '22	0	0	0	0
57	Montrevious Adams Sr.	DT	6-4	304	07/24/95	28	7	Auburn	Pienna, GA	FA '21	0	0	0	0
9	T. J. Watt	LB	6-4	252	10/11/94	28	7	Wisconsin	Pewaukee, WI	D1 '17	0	0	0	0
<b>SIXTH SEASON (7)</b>														
34	Chandon Sullivan	CB	5-11	189	08/07/96	27	6	Georgia State	Winder, GA	FA '23	0	0	0	0
76	Chukwuma Okoroafor	OL	6-6	320	08/08/97	26	6	Western Michigan	Southfield, MI	D3b '18	0	0	0	0
78	James Daniels	OL	6-4	327	09/13/97	25	6	Iowa	Warren, OH	FA '22	0	0	0	0
29	Levi Wallace	CB	6-0	179	06/12/95	28	6	Alabama	Tucson, AZ	FA '22	0	0	0	0
61	Mason Cole	OL	6-5	298	03/28/96	27	6	Michigan	Tarpon Springs, FL	FA '22	0	0	0	0
2	Mason Rudolph	QB	6-5	235	06/17/95	28	6	Oklahoma State	Rock Hill, SC	D3a '18	0	0	0	0
39	Minkah Fitzpatrick	S	6-1	207	11/17/96	26	6	Alabama	Old Bridge, NJ	TR '19 (MIA)	0	0	0	0
<b>FIFTH SEASON (6)</b>														
94	Arnon Watts	DL	6-5	307	07/22/96	27	5	Arkansas	St. Louis, MO	FA '23	0	0	0	0
55	Cole Holcomb	LB	6-1	240	07/30/96	27	5	North Carolina	New Smyrna Beach, FL	FA '23	0	0	0	0
18	Diontae Johnson	WR	5-10	183	07/05/96	27	5	Toledo	Ruskin, FL	D3a '19	0	0	0	0
89	Gunner Olszewski	WR	6-0	190	11/26/96	26	5	Bemidji State	Alvin, TX	FA '22	0	0	0	0
13	Miles Boykin	WR	6-4	220	10/12/96	26	5	Notre Dame	New Lenox, IL	W '22 (BAL)	0	0	0	0
71	Nate Herbig	OL	6-4	334	07/10/98	25	5	Stanford	Honolulu, HI	FA '23	0	0	0	0
<b>FOURTH SEASON (4)</b>														
56	Alex Highsmith	LB	6-4	242	08/07/97	26	4	Charlotte	Wilmington, NC	D3 '20	0	0	0	0
26	Anthony McFarland Jr.	RB	5-8	193	03/04/99	24	4	Maryland	Hyattsville, MD	D4a '20	0	0	0	0
42	James Pierre	CB	6-2	185	09/16/96	26	4	Florida Atlantic	Deerfield Beach, FL	UDFA '20	0	0	0	0
41	Qadree Ollison	RB	6-1	232	09/08/96	26	4	Pittsburgh	Niagara Falls, NY	FA '23	0	0	0	0
<b>THIRD SEASON (11)</b>														
96	Breiden Fehoko	DL	6-3	300	10/15/96	26	3	LSU	Honolulu, HI	FA '23	0	0	0	0
46	Christian Kuntz	LS	6-1	228	04/13/94	29	3	Duquesne	Pittsburgh, PA	FA '20	0	0	0	0
65	Dan Moore Jr.	OT	6-5	315	09/28/98	24	3	Texas A&M	Beaumont, TX	D4a '21	0	0	0	0
37	Elijah Riley	S	6-0	205	06/12/98	25	3	Army	Port Jefferson, NY	W '22 (NYJ)	0	0	0	0
92	Isaiah Luder milk	DT	6-7	293	10/10/97	25	3	Wisconsin	Howard, KS	D5 '21	0	0	0	0
33	Josiah Scott	CB	5-9	185	04/05/99	24	3	Michigan State	Hamilton, OH	FA '23	0	0	0	0
22	Najee Harris	RB	6-1	242	03/09/98	25	3	Alabama	Antioch, CA	D1 '21	0	0	0	0
88	Pat Freiermuth	TE	6-5	258	10/25/98	24	3	Penn State	Merrimac, MA	D2 '21	0	0	0	0
6	Presley Harvin III	P	6-0	255	09/17/98	24	3	Georgia Tech	Alcolu, SC	D7b '21	0	0	0	0
79	Renell Wren	DT	6-5	315	10/23/95	27	3	Arizona State	St. Louis, MO	FA '22	0	0	0	0
84	Simi Fehoko	WR	6-4	218	11/05/97	25	3	Stanford	Sandy, UT	FA '23	0	0	0	0
<b>SECOND SEASON (12)</b>														
19	Calvin Austin III	WR	5-9	162	03/24/99	24	2	Memphis	Memphis, TN	D4 '22	0	0	0	0
83	Connor Heyward	TE/FB	6-0	230	01/22/99	24	2	Michigan State	Duluth, GA	D6 '22	0	0	0	0
98	DeMarvin Leal	DE	6-4	290	07/01/00	23	2	Texas A&M	San Antonio, TX	D3 '22	0	0	0	0
82	Dez Fitzpatrick	WR	6-2	208	12/17/97	25	2	Louisville	Farmington Hills, MI	FA '23	0	0	0	0
14	George Pickens	WR	6-3	200	03/04/01	22	2	Georgia	Hoover, AL	D2 '22	0	0	0	0
38	Greg Bell	RB	6-0	200	06/16/98	25	2	San Diego State	Chula Vista, CA	FA '23	0	0	0	0
30	Jaylen Warren	RB	5-8	215	11/01/98	24	2	Oklahoma State	Cottonwoods Heights, UT	UDFA '22	0	0	0	0
91	Jonathan Marshall	DL	6-3	310	09/16/97	25	2	Arkansas	Shepherd, TX	W '22 (NYJ)	0	0	0	0
8	Kenny Pickett	QB	6-3	220	06/06/98	25	2	Pittsburgh	Oakhurst, NJ	D1 '22	0	0	0	0
35	Luq Barcoo	CB	6-1	180	07/27/98	25	2	San Diego State	San Diego, CA	FA '23	0	0	0	0
93	Mark Robinson	LB	5-11	235	08/14/99	24	2	Mississippi	Leedsburg, GA	D7a '22	0	0	0	0
49	Tariq Carpenter	LB	6-3	230	12/28/98	24	2	Georgia Tech	Ludowici, GA	FA '23	0	0	0	0
<b>FIRST SEASON (5)</b>														
60	Dylan Cook	T	6-5	280	01/11/98	25	1	Montana	Butte, MT	FA '23	0	0	0	0
72	Kellen Diesch	OL	6-7	300	08/23/97	26	1	Arizona State	Trophy Club, TX	FA '23	0	0	0	0
87	Rodney Williams	TE	6-4	235	04/10/00	23	1	UT Martin	Memphis, TN	FA '22	0	0	0	0
17	Trenton Thompson	S	6-1	196	12/18/97	25	1	San Diego State	Palm Springs, CA	FA '22	0	0	0	0
45	Zander Horvath	FB	6-3	230	12/10/98	24	1	Purdue	Mishawaka, IN	FA '23	0	0	0	0
<b>ROOKIE (10)</b>														
77	Broderick Jones	OT	6-5	311	05/16/01	22	R	Georgia	Lithonia, GA	D1 '23	0	0	0	0
27	Cory Trice Jr.	DB	6-3	206	05/30/00	23	R	Purdue	Hopkinsville, KY	D7a '23	0	0	0	0
80	Darnell Washington	TE	6-7	264	08/17/01	22	R	Georgia	Las Vegas, NV	D3 '23	0	0	0	0
40	David Perales	LB	6-3	255	04/09/99	24	R	Fresno State	Merced, CA	UDFA '23	0	0	0	0
79	Joey Fisher	OL	6-4	296	11/11/97	25	R	Shepherd	Hagerstown, MD	FA '23	0	0	0	0
24	Joey Porter Jr.	CB	6-2	193	07/26/00	23	R	Penn State	Bakersfield, CA	D2a '23	0	0	0	0
95	Keeanu Benton	DT	6-4	309	07/17/01	22	R	Wisconsin	Janesville, WI	D2b '23	0	0	0	0
40	Monte Pottebaum	FB	6-1	244	01/07/00	23	R	Iowa	Larchwood, IA	UDFA '23	0	0	0	0
51	Nick Herbig	LB	6-2	240	11/21/01	21	R	Wisconsin	Kauai, HI	D4 '23	0	0	0	0
74	Spencer Anderson	OL	6-5	305	06/07/00	23	R	Maryland	Bowie, MD	D7b '23	0	0	0	0

YEAR	DRAFTTEES (24)	FREE AGENTS (23)	COLLEGE FREE AGENTS (2)	TRADES/WAIVERS (4)
<b>2023</b>	OT Broderick Jones (1) CB Joey Porter Jr. (2a) DT Keanu Benton (2b) TE Darnell Washington (3) LB Nick Herbig (4) OL Spencer Anderson (7b)	LB Kwon Alexander (FA '23) T Dylan Cook (FA '23) LB Markus Golden (FA '23) OL Nate Herbig (FA '23) LB Cole Holcomb (FA '23) CB Desmond King II (FA '23) S Keanu Neal (FA '23) CB Patrick Peterson (FA '23) LB Elandon Roberts (FA '23) G Isaac Seumalo (FA '23) CB Chandon Sullivan (FA '23) DL Armon Watts (FA '23)		WR Allen Robinson II (TR '23 LAR)
<b>2022</b>	QB Kenny Pickett (1) WR George Pickens (2) DE DeMarvin Leal (3) WR Calvin Austin III (4) TE/FB Connor Heyward (6) LB Mark Robinson (7a)	OL Mason Cole (FA '22) OL James Daniels (FA '22) S Damontae Kazee (FA '22) S Miles Killebrew (FA '22) DT Larry Ogunjobi (FA '22) WR Gunner Olszewski (FA '22) QB Mitch Trubisky (FA '22) CB Levi Wallace (FA '22)	RB Jaylen Warren (UDFA '22)	WR Miles Boykin (W '22 BAL) S Elijah Riley (W '22 NYJ)
<b>2021</b>	RB Najee Harris (1) TE Pat Freiermuth (2) OT Dan Moore Jr. (4a) DT Isaiahh Loudermilk (5) P Pressley Harvin III (7b)	DT Montravius Adams Sr. (FA '21)		
<b>2020</b>	LB Alex Highsmith (3) RB Anthony McFarland Jr. (4)	LS Christian Kuntz (FA '20)	CB James Pierre (UDFA '20)	
<b>2019</b>	WR Diontae Johnson (3)			S Minkah Fitzpatrick (TR '19 MIA)
<b>2018</b>	QB Mason Rudolph (3) OL Chukwuma Okorafor (3b)			
<b>2017</b>	LB T.J. Watt (1)			
<b>2015</b>		K Chris Boswell (FA '15)		
<b>2011</b>	DT Cameron Heyward (1)			

(As of September 4, 2023)

OFFENSE

<b>WR</b>	18 Diontae Johnson	89 Gunner Olszewski	
<b>LT</b>	65 Dan Moore Jr.	<u>77 Broderick Jones</u>	
<b>LG</b>	73 Isaac Seumalo	<u>74 Spencer Anderson</u>	
<b>C</b>	61 Mason Cole	71 Nate Herbig	
<b>RG</b>	78 James Daniels	71 Nate Herbig	
<b>RT</b>	76 Chukwuma Okorafor	60 Dylan Cook	
<b>TE</b>	88 Pat Freiermuth	<u>80 Darnell Washington</u>	83 Connor Heyward
<b>RB</b>	22 Najee Harris	30 Jaylen Warren	26 Anthony McFarland Jr.
<b>FB</b>	83 Connor Heyward		
<b>QB</b>	8 Kenny Pickett	10 Mitch Trubisky	2 Mason Rudolph
<b>WR</b>	11 Allen Robinson II	19 Calvin Austin III	
<b>WR</b>	14 George Pickens	13 Miles Boykin	

DEFENSE

<b>DT</b>	97 Cameron Heyward	92 Isaiahh Loudermilk	94 Arnon Watts
<b>NT</b>	57 Montravius Adams Sr.	<u>95 Keanu Benton</u>	
<b>DE</b>	99 Larry Ogunjobi	98 DeMarvin Leal	
<b>LOLB</b>	90 T.J. Watt	44 Markus Golden	
<b>LILB</b>	55 Cole Holcomb	-or- 54 Kwon Alexander	93 Mark Robinson
<b>RILB</b>	50 Elandon Roberts	-or- 54 Kwon Alexander	93 Mark Robinson
<b>ROLB</b>	56 Alex Highsmith	<u>51 Nick Herbig</u>	
<b>RCB</b>	29 Levi Wallace	42 James Pierre	25 Desmond King II
<b>FS</b>	39 Minkah Fitzpatrick	23 Damontae Kazee	28 Miles Killebrew
<b>SS</b>	31 Keanu Neal	-or- 23 Damontae Kazee	28 Miles Killebrew
<b>LCB</b>	20 Patrick Peterson	<u>24 Joey Porter Jr.</u>	
<b>NB</b>	34 Chandon Sullivan	37 Elijah Riley	

SPECIALISTS


<b>P</b>	6 Pressley Harvin III	
<b>K</b>	9 Chris Boswell	
<b>LS</b>	46 Christian Kuntz	
<b>H</b>	6 Pressley Harvin III	
<b>KR</b>	26 Anthony McFarland Jr.	89 Gunner Olszewski
<b>PR</b>	19 Calvin Austin III	89 Gunner Olszewski

PRONUNCIATION GUIDE

Montravius Adams Sr. ....	MON-tray-v-us	Larry Ogunjobi .....	O-gun-joe-bee
Keanu Benton .....	Key-AH-knew	Chukwuma Okorafor .....	Chuck-WOO-muh oh-KOR-uh-for
Pat Freiermuth .....	Friar-mooth	Gunner Olszewski .....	O-sheh-ski
Najee Harris .....	NAH-jee	Isaac Seumalo .....	say-uh-MAH-low
Damontae Kazee .....	duh-MON-tay KAY-zee	Chandon Sullivan .....	CHAN-din
Miles Killebrew .....	KILLA-brew	Mitch Trubisky .....	truh-BISS-kee
DeMarvin Leal .....	lee-AL	Levi Wallace .....	LEE-vye (like the jeans)
Keanu Neal .....	Key-AH-knew		

DATE	POS.	PLAYER	TRANSACTION	POS.	PLAYER	TRANSACTION
6/23	OT	Broderick Jones	Signed to four-year contract	DT	Keanu Benton	Signed to four-year contract
6/20	LB	Nick Kwiatkoski	Signed to one-year contract	LS	Rex Sunahara	Signed to one-year contract
	WR	Anthony Miller	Released			
6/16	S	Scott Nelson	Released			
6/5	OT	Jarrid Williams	Signed to one-year contract	RB	Darius Hagans	Signed to one-year contract
	WR	Cody Chrest	Released			
5/25	WR	Cody Chrest	Signed to one-year contract			
5/24	LB	Markus Golden	Signed to one-year contract			
5/22	LB	Toby Ndukwe	Signed to one-year contract	OLB	Tae Crowder	Released
	OLB	Emeke Egbule	Released	RB	Master Teague	Released
5/19	QB	Mitchell Trubisky	Signed to three-year contract			
5/18	T	Dylan Cook	Signed to one-year contract			
5/17	CB	Ahkello Witherspoon	Released	DE	Manny Jones	Claimed off waiver (ARI)
	CB	Luq Barcoo	Signed to one-year contract	WR	Hakeem Butler	Signed to one-year contract
	QB	Mason Rudolph	Signed to one-year contract			
5/16	DT	Renell Wren	Placed on Reserved/Injured list			
5/12	LB	Nick Herbig	Signed to four-year contract	OL	Spencer Anderson	Signed to four-year contract
	TE	Darnell Washington	Signed to four-year contract	CB	Cory Trice Jr.	Signed to four-year contract
5/10	CB	Arthur Maulet	Released			
5/2	CB	Chandon Sullivan	Agreed to terms			
4/30	WR	Jordan Byrd	Agreed to terms	FB	Monte Pottebaum	Agreed to terms
	QB	Tanner Morgan	Agreed to terms	LB	David Perales	Agreed to terms
	DE	James Nyamwaya	Agreed to terms			
4/29	OL	Spencer Anderson	Drafted in 7th round of 2023 draft (251st overall)	CB	Cory Trice Jr.	Drafted in 7th round of 2023 draft (241st overall)
	LB	Nick Herbig	Drafted in 4th round of 2023 draft (132nd overall)	OT	Broderick Jones	Drafted in 1st round of 2023 draft (14th overall)
4/28	TE	Darnell Washington	Drafted in 3rd round of 2023 draft (93rd overall)	DT	Keanu Benton	Drafted in 2nd round of 2023 draft (49th overall)
4/24	WR	Miles Boykin	Signed to one-year contract			
4/21	WR	Allen Robinson	Acquired along with a 2023 seventh-round pick from the Los Angeles Rams for a 2023 seventh-round pick			
4/17	P	Braden Mann	Claimed off waiver (NYJ)	LB	Tanner Muse	Signed to one-year contract
4/12	DT	Armon Watts	Signed to one-year contract	LB	Jamir Jones	Released
4/4	DB	Keanu Neal	Signed to two-year contract	NT	Breiden Fehoko	Signed to one-year contract
	TE	Zach Gentry	Signed to one-year contract	S	Damontae Kazee	Signed to two-year contract
3/24	T	Le'Raven Clark	Signed to one-year contract			
3/21	CB	James Pierre	Signed to one-year contract	G	Isaac Seumalo	Signed to three-year contract
3/17	DT	Larry Ogunjobi	Signed to three-year contract	LB	Elandon Roberts	Signed to two-year contract
3/16	LB	Cole Holcomb	Signed to three-year contract	OL	Nate Herbig	Signed to two-year contract
	LB	Myles Jack	Released	CB	Patrick Peterson	Signed to two-year contract
3/10	CB	William Jackson III	Released	DB	Carlins Platel	Released
2/27	LB	Jamir Jones	Signed to one-year contract			
2/22	LS	Christian Kuntz	Signed to one-year contract			
1/24	LB	Quincy Roche	Signed Reserve/Future Contract			
1/23	WR	Dan Chisena	Signed Reserve/Future Contract			
1/17	WR	Anthony Miller	Signed to one-year contract			
1/12	RB	Anthony McFarland Jr.	Signed Reserve/Future Contract	DT	Renell Wren	Signed Reserve/Future Contract
	LB	Chapelle Russell	Signed Reserve/Future Contract			
1/11	WR	Dez Fitzpatrick	Signed Reserve/Future Contract	CB	Madre Harper	Signed Reserve/Future Contract
	S	Kenny Robinson	Signed Reserve/Future Contract	CB	Chris Wilcox	Signed Reserve/Future Contract
1/10	WR	Ja'Marcus Bradley	Signed Reserve/Future Contract	CB	Duke Dawson Jr.	Signed Reserve/Future Contract
	G	William Dunkle	Signed Reserve/Future Contract	LB	Emeke Egbule	Signed Reserve/Future Contract
	RB	Jason Huntley	Signed Reserve/Future Contract	C	Ryan McCollum	Signed Reserve/Future Contract
	S	Scott Nelson	Signed Reserve/Future Contract	RB	Master Teague	Signed Reserve/Future Contract
	WR	Cody White	Signed Reserve/Future Contract			
1/8	DT	Renell Wren	Restored to the Practice Squad			
1/7	DT	Renell Wren	Elevated to Active/Inactive Roster			





57

**HEIGHT:** 6-4  
**WEIGHT:** 304  
**BORN:** July 24, 1995  
**COLLEGE:** Auburn

**BIRTHPLACE:** Vienna, GA  
**HOW ACQUIRED:** FA '21  
**NFL EXPERIENCE:** 7th year

DEFENSIVE TACKLE

**MONTRAVIUS ADAMS SR.**

(AP Photo/Chris Wedel)

PRO CAREER

- ✦ Has played in 72 career games (16 starts)
- ✦ Has registered 85 tackles (41 solo), 1.5 sacks, one forced fumble, one fumble recovery, six quarterback hits and six passes defended in his six-year career (Packers, 2017-21; Patriots/Saints/Steelers, 2021; Steelers, 2022)
- ✦ Made NFL debut in Week 3 of 2017 (vs. Cincinnati)
- ✦ Made NFL starting debut in Week 16 of 2018 (at New York Jets)

2022 (STEELERS)

- ✦ Started a career-high nine games out of 17 games played
- ✦ Set career highs in total tackles (26) and solo tackles (12)
- ✦ Added on one tackle for loss and one pass defended

2021 (PATRIOTS/SAINTS/STEELERS)

- ✦ Spent time with the Patriots and the Saints before landing in Pittsburgh
- ✦ Played in five games (one start) for the Saints and registered seven tackles (one solo), one tackle for loss and one pass defended
- ✦ Started in four of five games played with the Steelers where he amassed eight tackles (six solo), three quarterback hits, one pass defended and one tackle for loss

2020 (PACKERS)

- ✦ Saw action in eight games
- ✦ Recorded 11 tackles (six solo) and two tackles for loss
- ✦ Spent the last six weeks of the season as well as the postseason on injured reserve

2019 (PACKERS)

- ✦ Started in two of 14 games played
- ✦ Registered 11 tackles (four solo), three passes defended and two quarterback hits
- ✦ Recovered a fumble in Week 10 at Carolina

2018 (PACKERS)

- ✦ Played in all 16 games with one start
- ✦ Finished the season with a then career-high 20 tackles (11 solo) and added 1.5 sacks
- ✦ Took down QB Brock Osweiler for the first sack of his career in Week 10 vs. Miami
- ✦ Forced a fumble for the first time in his career in Week 15 at Chicago
- ✦ Made NFL starting debut in Week 16 (at N.Y. Jets)
- ✦ Registered a career-high seven tackles in Week 17 vs. Detroit

2017 (PACKERS)

- ✦ Saw action in seven games as a rookie, registering two tackles and one quarterback hit
- ✦ Made NFL debut in Week 3 (vs. Cincinnati)

TRANSACTIONS

- ✦ Signed a two-year contract extension with Pittsburgh on March 15, 2022
- ✦ Signed to the active roster by Pittsburgh on Nov. 30, 2021
- ✦ Signed to the practice squad by New Orleans on Nov. 19, 2021
- ✦ Waived by the Saints on Nov. 16, 2021
- ✦ Signed by the Saints on Sept. 13, 2021
- ✦ Released by New Orleans on Sept. 11, 2021
- ✦ Signed a one-year contract with the Saints on Sept. 5, 2021
- ✦ Released by the Patriots on Aug. 31, 2021
- ✦ Signed a one-year contract with New England on March 18, 2021
- ✦ Signed a four-year contract with Green Bay on July 6, 2017
- ✦ Drafted by the Green Bay Packers in the third round (93rd overall) of the 2017 NFL Draft

PERSONAL

- ✦ Attended Dooly County High School in Vienna, Ga., where he was named All-State twice and selected as a participant in the 2013 Under Armour All-America Game
- ✦ 247Sports All-American
- ✦ ESPN Top 150
- ✦ Rated the No. 2 defensive lineman and No. 14 overall player by PrepStar
- ✦ Rated a five-star recruit and the third-best defensive lineman in his class by Rivals.com
- ✦ Full name: Montravius Adams, Sr.

COLLEGE

- ✦ Played in 52 games at Auburn University from 2013-16, amassing 151 tackles (79 solo), 21 tackles for loss, 11.0 sacks, two interceptions, five passes defended, three forced fumbles, and three fumble recoveries.
- ✦ All-American Second Team in 2016
- ✦ All-SEC First Team (AP) in 2016
- ✦ Rotary Lombardi Award semifinalist (2016)
- ✦ SEC Academic Honor Roll (2016)
- ✦ Named a team captain his senior year

REGULAR SEASON COMPARISON: DEFENSIVE - SAN FRANCISCO 49ERS

DATE	OPP	W/L	GP/GS	TACKLES				SACK	YDS.	INT	TFL	PD	QBH	TD	MISC	
				TOT	SOLO	ASST									FF	FR
11/24/19	GB @ SF	L	P	1	0	1	0.0	0.0	0	0	0	0	0	0	0	0
11/5/20	GB @ SF	W	P	2	2	0	0.0	0.0	0	1	0	0	0	0	0	
<b>TOTALS</b>		1/1	2/0	3	2	1	0.0	0.0	0	1	0	0	0	0	0	

MONTRAVIUS ADAMS SR.'S NFL REGULAR SEASON DEFENSIVE STATISTICS

DATE	TEAM	GP	GS	TACKLES				INTERCEPTIONS				O. FUMB				ST				MISC							
				TK	S	A	TFL	YDS	SK	YDS	QBH	NO	YDS	LG	TD	PD	FF	FR	TD	YDS	TK	S	A	FF	FR	S	A
2017	Packers	7	0	2	1	1	0	0	0.0	0.0	1	0	0	0	0	0	0	0	0	0	0	0	0	0	0	0	0
2018	Packers	16	1	20	11	9	1	2	1.5	3.5	0	0	0	0	1	0	0	0	0	0	0	0	0	0	0	0	
2019	Packers	14	2	11	4	7	0	0	0.0	0.0	2	0	0	0	3	1	0	0	0	0	0	0	0	0	0	0	
2020	Packers	8	0	11	6	5	2	1	0.0	0.0	0	0	0	0	0	0	0	0	0	0	0	0	0	0	0	0	
2021	Patriots	0	0	0	0	0	0	0	0.0	0.0	0	0	0	0	0	0	0	0	0	0	0	0	0	0	0	0	
2021	Saints	5	1	7	1	6	1	2	0.0	0.0	0	0	0	0	0	1	0	0	0	0	0	0	0	0	0	0	
2021	Steelers	5	3	8	6	2	1	3	0.0	0.0	3	0	0	1	0	0	0	0	0	0	0	0	0	0	0	0	
2021	TOTAL	10	4	15	7	8	2	5	0.0	0.0	3	0	0	2	0	0	0	0	0	0	0	0	0	0	0	0	
2022	Steelers	17	9	26	12	14	1	2	0.0	0.0	0	0	0	1	0	0	0	0	0	0	0	0	0	0	0	0	
<b>NFL TOTALS</b>		72	16	85	41	44	6	10	1.5	3.5	6	0	0	6	1	1	0	0	0	0	0	0	0	0	0	0	

MONTRAVIUS ADAMS SR.'S NFL POSTSEASON DEFENSIVE STATISTICS

DATE	TEAM	GP	GS	TACKLES				INTERCEPTIONS				O. FUMB				ST				MISC						
				TK	S	A	TFL	YDS	SK	YDS	QBH	NO	YDS	LG	TD	PD	FF	FR	TD	YDS	TK	S	A	FF	FR	S
2019	Packers	2	0	0	0	0	0	0	0.0	0.0	1	0	0	0	0	0	0	0	0	0	0	0	0	0	0	0
2020	Packers	0	0	0	0	0	0	0	0.0	0.0	0	0	0	0	0	0	0	0	0	0	0	0	0	0	0	0
2021	Steelers	1	0	2	2	0	1	10	1.0	10.0	1	0	0	0	0	0	0	0	0	0	0	0	0	0	0	0
<b>NFL TOTALS</b>		3	0	2	2	0	1	10	1.0	10.0	2	0	0	0	0	0	0	0	0	0	0	0	0	0	0	0

SINGLE-GAME HIGHS: DEFENSIVE

- Total Tackles: 7 vs. Detroit Lions, Dec 30, 2018
- 5 at Los Angeles Chargers, Nov 03, 2019
- Solo Tackles: 5 at Los Angeles Chargers, Nov 03, 2019
- 4 vs. Detroit Lions, Dec 30, 2018
- Sacks: 1.0 vs. Miami Dolphins, Nov 11, 2018
- 0.5 at Chicago Bears, Dec 16, 2018
- Passes Defended: 1 vs. Baltimore Ravens, Dec 05, 2021
- 1 at Washington Football Team, Oct 10, 2021
- ...3 more at 1.
- Forced Fumbles: 1 at Chicago Bears, Dec 16, 2018
- Fumble Recoveries: 1 vs. Carolina Panthers, Nov 10, 2019
- Tackles For Loss: 2 at New York Jets, Dec 23, 2018
- 2 at Chicago Bears, Dec 16, 2018

SINGLE-GAME HIGHS - POSTSEASON: DEFENSIVE

- Total Tackles: 2 at Kansas City Chiefs, Jan 16, 2022
- Solo Tackles: 2 at Kansas City Chiefs, Jan 16, 2022
- Sacks: 1.0 at Kansas City Chiefs, Jan 16, 2022
- Tackles For Loss: 1 at Kansas City Chiefs, Jan 16, 2022

2022 GAME-BY-GAME REGULAR-SEASON STATISTICS (STEELERS)

DATE	OPPONENT	P/S	TACKLES				INTERCEPTIONS				O. FUMB				ST				MISC		W/L	SCORE			
			TK	S	A	SK	YDS	QBH	NO	YDS	LG	TD	PD	FF	FR	TD	YDS	TK	S	A			FF	FR	S
09/11	at Bengals	P	1	1	0	0	0	0	0	0	0	0	0	0	0	0	0	0	0	0	0	0	0	W	23-20+
09/18	Patriots	P	1	0	1	0	0	0	0	0	0	0	0	0	0	0	0	0	0	0	0	0	0	L	14-17
09/22	at Browns	P	0	0	0	0	0	0	0	0	0	1	0	0	0	0	0	0	0	0	0	0	0	L	17-29
10/02	Jets	S	2	2	0	0	0	0	0	0	0	0	0	0	0	0	0	0	0	0	0	0	0	L	20-24
10/09	at Bills	P	0	0	0	0	0	0	0	0	0	0	0	0	0	0	0	0	0	0	0	0	0	L	3-38
10/16	Buccaneers	P	1	0	1	0	0	0	0	0	0	0	0	0	0	0	0	0	0	0	0	0	0	W	20-18
10/23	at Dolphins	P	2	1	1	0	0	0	0	0	0	0	0	0	0	0	0	0	0	0	0	0	0	L	10-16
10/30	at Eagles	P	0	0	0	0	0	0	0	0	0	0	0	0	0	0	0	0	0	0	0	0	0	L	13-35
11/13	Saints	S	2	1	1	0	0	0	0	0	0	0	0	0	0	0	0	0	0	0	0	0	0	W	20-10
11/20	Bengals	P	2	1	1	0	0	0	1	2	0	0	0	0	0	0	0	0	0	0	0	0	0	L	30-37
11/28	at Colts	S	3	1	2	0	0	0	0	0	0	0	0	0	0	0	0	0	0	0	0	0	0	W	24-17
12/04	at Falcons	S	3	0	3	0	0	0	0	0	0	0	0	0	0	0	0	0	0	0	0	0	0	W	19-16
12/11	Ravens	S	3	2	1	0	0	0	0	0	0	0	0	0	0	0	0	0	0	0	0	0	0	L	14-16
12/18	at Panthers	S	0	0	0	0	0	0	0	0	0	0	0	0	0	0	0	0	0	0	0	0	0	W	24-16
12/24	Raiders	S	3	2	1	0	0	0	0	0	0	0	0	0	0	0	0	0	0	0	0	0	0	W	13-10
01/01	at Ravens	S	1	0	1	0	0	0	0	0	0	0	0	0	0	0	0	0	0	0	0	0	0	W	16-13
01/08	Browns	S	2	1	1	0	0	0	0	0	0	0	0	0	0	0	0	0	0	0	0	0	0	W	28-14
<b>2022 TOTALS</b>		17-9	26	12	14	0	0	0	1	2	0	0	0	0	0	0	0	0	0	0	0	0	0	9-8	

+ - Overtime



2018 GAME-BY-GAME REGULAR-SEASON STATISTICS (PACKERS)


DATE	OPPONENT	P/S	TACKLES							INTERCEPTIONS				O. FUMB				ST				MISC		W/L	SCORE		
			TK	S	A	SK	YDS	TFL	YDS	QBH	NO	YDS	LG	TD	PD	FF	FR	TD	YDS	TK	S	A	FF			FR	S
09/09	Bears	P	1	1	0	0.0	0.0	0	0	0	0	0	0	0	0	0	0	0	0	0	0	0	0	0	0	W	24-23
09/16	Vikings	P	0	0	0	0.0	0.0	0	0	0	0	0	0	0	0	0	0	0	0	0	0	0	0	0	0	T	29-29
09/23	at Redskins	P	0	0	0	0.0	0.0	0	0	0	0	0	0	0	0	0	0	0	0	0	0	0	0	0	0	L	17-31
09/30	Bills	P	0	0	0	0.0	0.0	0	0	0	0	0	0	0	0	0	0	0	0	0	0	0	0	0	0	W	22-0
10/07	at Lions	P	0	0	0	0.0	0.0	0	0	0	0	0	0	0	0	0	0	0	0	0	0	0	0	0	0	L	23-31
10/15	49ers	P	0	0	0	0.0	0.0	0	0	0	0	0	0	0	0	0	0	0	0	0	0	0	0	0	0	W	33-30
10/28	at Rams	P	1	0	1	0.0	0.0	0	0	0	0	0	0	0	0	0	0	0	0	0	0	0	0	0	0	L	27-29
11/04	at Patriots	P	0	0	0	0.0	0.0	0	0	0	0	0	0	0	0	0	0	0	0	0	0	0	0	0	0	L	17-31
11/11	Dolphins	P	1	1	0	1.0	2.0	1	2	1	0	0	0	0	0	0	0	0	0	0	0	0	0	0	0	W	31-12
11/15	at Seahawks	P	0	0	0	0.0	0.0	0	0	0	0	0	0	0	0	0	0	0	0	0	0	0	0	0	0	L	24-27
11/25	at Vikings	P	3	2	1	0.0	0.0	0	0	0	0	0	0	0	0	0	0	0	0	0	0	0	0	0	0	L	17-24
12/02	Cardinals	P	1	1	0	0.0	0.0	0	0	0	0	0	0	0	0	0	0	0	0	0	0	0	0	0	0	L	17-20
12/09	Falcons	P	1	1	0	0.0	0.0	0	0	0	0	0	0	0	0	0	0	0	0	0	0	0	0	0	0	W	34-20
12/16	at Bears	P	3	2	1	0.5	1.5	0	0	1	0	0	0	0	0	1	0	0	0	0	0	0	0	0	0	L	17-24
12/23	at Jets	S	2	0	2	0.0	0.0	0	0	0	0	0	0	0	0	0	0	0	0	0	0	0	0	0	0	W	44-38+
12/30	Lions	P	7	3	4	0.0	0.0	0	0	0	0	0	0	0	0	0	0	0	0	0	0	0	0	0	0	L	0-31
2018 TOTALS		16-1	20	11	9	1.5	3.5	1	2	2	0	0	0	0	0	1	0	0	0	0	0	0	0	0	0	6-9-1	

+ - Overtime

2017 GAME-BY-GAME REGULAR-SEASON STATISTICS (PACKERS)

DATE	OPPONENT	P/S	TACKLES							INTERCEPTIONS				O. FUMB				ST				MISC		W/L	SCORE		
			TK	S	A	SK	YDS	TFL	YDS	QBH	NO	YDS	LG	TD	PD	FF	FR	TD	YDS	TK	S	A	FF			FR	S
09/10	Seahawks																									W	17-9
09/17	at Falcons																									L	23-34
09/24	Bengals	P	0	0	0	0.0	0.0	0	0	0	0	0	0	0	0	0	0	0	0	0	0	0	0	0	0	W	27-24+
09/28	Bears																									W	35-14
10/08	at Cowboys																									W	35-31
10/15	at Vikings																									L	10-23
10/22	Saints																									L	17-26
11/06	Lions	P	0	0	0	0.0	0.0	0	0	0	0	0	0	0	0	0	0	0	0	0	0	0	0	0	0	L	17-30
11/12	at Bears	P	0	0	0	0.0	0.0	0	0	1	0	0	0	0	0	0	0	0	0	0	0	0	0	0	0	W	23-16
11/19	Ravens																									L	0-23
11/26	at Steelers	P	1	0	1	0.0	0.0	0	0	0	0	0	0	0	0	0	0	0	0	0	0	0	0	0	0	L	28-31
12/03	Buccaneers																									W	26-20+
12/10	at Browns	P	1	1	0	0.0	0.0	0	0	0	0	0	0	0	0	0	0	0	0	0	0	0	0	0	0	W	27-21+
12/17	at Panthers																									L	24-31
12/23	Vikings	P	0	0	0	0.0	0.0	0	0	0	0	0	0	0	0	0	0	0	0	0	0	0	0	0	0	L	0-16
12/31	at Lions	P	0	0	0	0.0	0.0	0	0	0	0	0	0	0	0	0	0	0	0	0	0	0	0	0	0	L	11-35
2017 TOTALS		7-0	2	1	1	0.0	0.0	0	0	1	0	0	0	0	0	0	0	0	0	0	0	0	0	0	0	7-9	

+ - Overtime



54

LINEBACKER

KWON ALEXANDER

<b>HEIGHT:</b> 6-1	<b>BIRTHPLACE:</b> Oxford, AL
<b>WEIGHT:</b> 227	<b>HOW ACQUIRED:</b> FA '23
<b>BORN:</b> August 3, 1994	<b>NFL EXPERIENCE:</b> 9th year
<b>COLLEGE:</b> LSU	

PRO CAREER

- ✦ Has played in 95 games (86 starts) in his eight-year NFL career (N.Y. Jets 2022, New Orleans 2020-21, San Francisco 2019-20, Tampa Bay 2015-18)
- ✦ Has registered 590 tackles (413 solo), 49 tackles for loss, 12.5 sacks, 29 quarterback hits, eight interceptions, 33 passes defended, five fumble recoveries and 11 forced fumbles
- ✦ One of only two players since entering the league in 2015 that has recorded at least 590 tackles, 10.0 sacks and five interceptions in 95 games or less (Roquan Smith)
- ✦ In three career postseason games (two starts), all with San Francisco, has registered three tackles and two passes defended
- ✦ Made NFL debut in Week 1 of 2015 (vs. Tennessee)
- ✦ Made NFL starting debut in Week 1 of 2015 (vs. Tennessee)

**2022 (JETS)**

- ✦ Played in all 17 regular-season games (12 starts)
- ✦ Registered 69 tackles (42 solo), two quarterback hits, six tackles for loss, 0.5 sacks, one forced fumble and one pass defended

**2021 (SAINTS)**

- ✦ Played in 12 regular-season games (eight starts)
- ✦ Registered 50 tackles (39 solo), 3.5 sacks, one interception, two passes defended, seven quarterback hits, seven tackles for loss and one forced fumble

**2020 (49ERS/SAINTS)**

- ✦ Played in 12 regular-season games (12 starts)
- ✦ Registered 57 tackles (39 solo), 1.0 sacks, four passes defesed, two quarterback hits, three tackles for loss, two forced fumbles and two fumble recoveries

**2019 (49ERS)**

- ✦ Played in eight regular-season games (eight starts)
- ✦ Registered 34 tackles (22 solo), 0.5 sacks, one interception, four passes defesed, one quarterback hit, two tackles for loss and one forced fumble
- ✦ Placed on the Injured Reserved List on Nov. 5

**2018 (BUCCANEERS)**

- ✦ Played in six regular-season games (six starts)
- ✦ Registered 45 tackles (34 solo), 1.0 sacks, two passes defesed, two quarterback hits, six tackles for loss and two forced fumbles
- ✦ Placed on the Injured Reserved List on Oct. 22

**2017 (BUCCANEERS)**

- ✦ Played in 12 regular-season games (12 starts)
- ✦ Registered 97 tackles (70 solo), three interceptions, four passes defesed, three quarterback hits, seven tackles for loss and one forced fumble
- ✦ One of just five players to record 95 or more tackles and three or more interceptions during the season
- ✦ Earned his first Pro Bowl nomination of his career

**2016 (BUCCANEERS)**

- ✦ Played in 16 regular-season games (16 starts)
- ✦ Registered 145 tackles (108 solo), 3.0 sacks, one interception, seven passes defended, seven quarterback hits, 12 tackles for loss, one fumble recovery and one forced fumble
- ✦ His 145 tackles ranked third in the NFL

**2015 (BUCCANEERS)**

- ✦ Played in 12 regular-season games (12 starts)
- ✦ Registered 93 tackles (59 solo), 3.0 sacks, two interceptions, nine passes defended, five quarterback hits, six tackles for loss, one fumble recovery and two forced fumbles
- ✦ His 93 tackles ranked third among all rookies in the League

TRANSACTIONS

- ✦ Signed with Pittsburgh on July 30, 2023
- ✦ Signed a one-year contract with N.Y. Jets on July 29, 2022
- ✦ Signed a one-year contract with New Orleans on Aug. 3, 2021
- ✦ Released by the Saints on March 16, 2021
- ✦ Traded to New Orleans from San Francisco for Kiko Alonzo and 2021 fifth round pick (#172 overall, Deommodore Lenoir)
- ✦ Signed a four-year contract with the 49ers on March 11, 2019
- ✦ Signed a four-year contract with Tampa Bay on May 12, 2015
- ✦ Drafted by the Buccaneers in the fourth round (#124 overall) of the 2015 NFL Draft

COLLEGE

- ✦ Played in 32 games (23 starts) at LSU (2012-14)
- ✦ Declared for the NFL Draft following his junior season
- ✦ Started all 12 games he played as a junior (2014), tallying 90 tackles, with 7.5 tackles for loss, two forced fumbles, 1.5 sacks and one pass defended
- ✦ Earned first-team All-SEC honors from ESPN.com and second-team All-SEC recognition from the Associated Press
- ✦ Part of a defense that ranked third in the NCAA in passing defense (164.2 yards per game) and ninth in the nation in total defense (316.8 yards per game), both of which led the SEC
- ✦ The defense also tied for the fourth-fewest points allowed per game (17.5 per game), a figure that stood as the second-best mark in the SEC
- ✦ As a sophomore (2013), played in 13 games (nine starts), totaling 65 tackles, with 6.5 tackles for loss and four passes defended
- ✦ Played in seven games, with two starts as a freshman (2012), finishing the year with 11 tackles, two fumble recoveries, one tackle for loss, one pass defended and one forced fumble
- ✦ Made first career start at Florida on Oct. 6, 2012
- ✦ Made LSU debut against North Texas on Sept. 1, 2012
- ✦ Majored in sport administration

PERSONAL

- ✦ Attended Oxford High School (Oxford, Alabama)
- ✦ Played in the Under Armour All-American Game
- ✦ Chosen as a finalist for the High School Butkus Award, given annually to the nation's top linebacker
- ✦ Named to the 2011 ESPN All-Alabama Football Team and earned Class 6A All-State honorable mention
- ✦ A top recruit, ranking 19th on Scout.com's Final Southeast Top 150, 29th in the ESPN150, 45th in the Press-Register Super Southeast 120 and was listed in MaxPreps' Top 100
- ✦ Earned four-star recruit honors from ESPN.com, Rivals.com and Scout.com
- ✦ Son of Peaches and Broderick Taylor
- ✦ Born Kwon Alexander on August 3, 1994 in Oxford, Alabama

COMMUNITY

- ✦ In 2019, hosted a football camp, sponsored by his foundation, in Hobson City, Alabama free of charge to kids aged 8 to 17
- ✦ The camp included football drills, giveaways, and complimentary food for participants
- ✦ In 2018, he kicked off his charity, The Kwon Alexander Foundation, with a kickball game
- ✦ Officers from the Tampa Bay Police Department attended the event and shared dialogue with local youth
- ✦ This event also partnered with the Heart Gallery of Tampa, an organization that is dedicated to raising awareness about Tampa's waiting foster children
- ✦ In May 2015, toured MacDill Air Force Base to greet military servicemen and servicewomen and learn about the important role that the base plays in the Tampa community
- ✦ In May 2015, visited wounded warriors recovering from injury and illness at James A. Haley Veterans' Hospital in Tampa

REGULAR SEASON COMPARISON: DEFENSIVE - SAN FRANCISCO 49ERS

DATE	OPP	W/L	GP/GS	TACKLES							YDS.	INT	TFL	PD	QBH	TD	MISC		
				TOT	SOLO	ASST	SACK	YDS.	INT	TFL							PD	QBH	TD
10/23/16	TB @ SF	W	S	9	7	2	0.0	0.0	0	0	0	0	2	0	0	0	0	0	
11/15/20	NO vs. SF	W	S	4	1	3	0.0	0.0	0	0	0	0	0	0	0	0	0		
<b>TOTALS</b>		<b>2/0</b>	<b>2/2</b>	<b>13</b>	<b>8</b>	<b>5</b>	<b>0.0</b>	<b>0.0</b>	<b>0</b>	<b>0</b>	<b>0</b>	<b>0</b>	<b>2</b>	<b>0</b>	<b>0</b>	<b>0</b>	<b>0</b>		

KWON ALEXANDER'S NFL REGULAR SEASON DEFENSIVE STATISTICS

DATE	TEAM	GP	GS	TACKLES							INTERCEPTIONS					O. FUMB					ST					MISC.											
				TK	S	A	TFL	YDS	SK	YDS	QBH	NO	YDS	LG	TD	PD	FF	FR	TD	YDS	TK	S	A	FF	FR	S	A										
2015	Buccaneers	12	12	93	59	34	6	20	3.0	21.5	5	2	15	15	0	9	2	1	0	20	0	0	0	0	0	0	0	0	0	0	0	0	0	0			
2016	Buccaneers	16	16	145	108	37	12	28	3.0	8.0	7	1	38	38	1	7	1	0	4	0	0	0	0	0	0	0	0	0	0	0	0	0	0				
2017	Buccaneers	12	12	97	70	27	7	18	0.0	0.0	3	3	70	28	4	1	1	0	4	0	0	0	0	0	0	0	0	0	0	0	0	0	0	0			
2018	Buccaneers	6	6	45	34	11	6	19	1.0	0.0	2	0	0	0	0	2	2	0	0	0	0	0	0	0	0	0	0	0	0	0	0	0	0	0			
2019	49ers	8	8	34	22	12	2	3	0.5	4.5	1	0	0	0	4	1	0	0	0	0	0	0	0	0	0	0	0	0	0	0	0	0	0	0			
2020	49ers	5	5	30	22	8	3	3	1.0	2.0	1	0	0	0	0	1	0	0	0	0	0	0	0	0	0	0	0	0	0	0	0	0	0	0	0		
Went from San Francisco to New Orleans.																																					
2020	Saints	7	7	27	17	10	0	0	0.0	0.0	1	0	0	0	0	4	1	2	0	20	0	0	0	0	0	0	0	0	0	0	0	0	0	0	0	0	
2020	TOTAL	12	12	57	39	18	3	3	1.0	2.0	2	0	0	0	4	2	2	0	20	0	0	0	0	0	0	0	0	0	0	0	0	0	0	0	0	0	
2021	Saints	12	8	50	39	11	7	27	3.5	19.5	7	1	0	0	2	1	1	0	8	0	0	0	0	0	0	0	0	0	0	0	0	0	0	0	0	0	
2022	Jets	17	12	69	42	27	6	15	0.5	1.0	2	0	0	0	0	1	1	0	0	0	0	0	0	0	0	0	0	0	0	0	0	0	0	0	0	0	0
<b>NFL TOTALS</b>		<b>95</b>	<b>86</b>	<b>590</b>	<b>413</b>	<b>177</b>	<b>49</b>	<b>133</b>	<b>12.5</b>	<b>56.5</b>	<b>29</b>	<b>8</b>	<b>123</b>	<b>38</b>	<b>1</b>	<b>33</b>	<b>11</b>	<b>5</b>	<b>52</b>	<b>0</b>	<b>0</b>	<b>0</b>	<b>0</b>	<b>0</b>	<b>0</b>	<b>0</b>	<b>0</b>	<b>0</b>	<b>0</b>	<b>0</b>	<b>0</b>	<b>0</b>	<b>0</b>	<b>0</b>	<b>0</b>	<b>0</b>	<b>0</b>

KWON ALEXANDER'S NFL POSTSEASON DEFENSIVE STATISTICS

DATE	TEAM	GP	GS	TACKLES							INTERCEPTIONS					O. FUMB					ST					MISC.												
				TK	S	A	TFL	YDS	SK	YDS	QBH	NO	YDS	LG	TD	PD	FF	FR	TD	YDS	TK	S	A	FF	FR	S	A											
2019	49ers	3	2	3	3	0	1	7	0.0	0.0	0	0	0	0	0	0	0	0	0	0	0	0	0	0	0	0	0	0	0	0	0	0	0	0	0	0	0	0
2020	Saints	0	0	0	0	0	0	0	0.0	0.0	0	0	0	0	0	0	0	0	0	0	0	0	0	0	0	0	0	0	0	0	0	0	0	0	0	0	0	0
<b>NFL TOTALS</b>		<b>3</b>	<b>2</b>	<b>3</b>	<b>3</b>	<b>0</b>	<b>1</b>	<b>7</b>	<b>0.0</b>	<b>0.0</b>	<b>0</b>	<b>0</b>	<b>0</b>	<b>0</b>	<b>0</b>	<b>0</b>	<b>0</b>	<b>0</b>	<b>0</b>	<b>0</b>	<b>0</b>	<b>0</b>	<b>0</b>	<b>0</b>	<b>0</b>	<b>0</b>	<b>0</b>	<b>0</b>	<b>0</b>	<b>0</b>	<b>0</b>	<b>0</b>	<b>0</b>	<b>0</b>	<b>0</b>	<b>0</b>	<b>0</b>	

SINGLE-GAME HIGHS: DEFENSIVE

Total Tackles	21 at Dallas Cowboys, Dec 18, 2016 17 at Atlanta Falcons, Sep 11, 2016	Fumble Recoveries	1 at Atlanta Falcons, Jan 09, 2022 1 vs. Kansas City Chiefs, Dec 20, 2020 ...3 more at 1.
Solo Tackles	15 at Atlanta Falcons, Sep 11, 2016 14 vs. Oakland Raiders, Oct 30, 2016	Tackles For Loss	3 vs. Philadelphia Eagles, Sep 16, 2018 2 at Philadelphia Eagles, Nov 21, 2021 ...7 more at 2.
Sacks	2.0 at New York Jets, Dec 12, 2021 1.0 vs. Tampa Bay Buccaneers, Oct 31, 2021 ...8 more at 1.0.	Interceptions	1 vs. Buffalo Bills, Nov 25, 2021 1 at Cincinnati Bengals, Sep 15, 2019 ...6 more at 1.
Passes Defensed	3 at Cincinnati Bengals, Sep 15, 2019 2 at Atlanta Falcons, Dec 06, 2020 ...3 more at 2.	Interception Return Yards	38 vs. Los Angeles Rams, Sep 25, 2016 28 at Carolina Panthers, Dec 24, 2017 20 at Denver Broncos, Nov 29, 2020 20 at Atlanta Falcons, Nov 01, 2015
Forced Fumbles	1 at Atlanta Falcons, Jan 09, 2022 1 at Philadelphia Eagles, Dec 13, 2020 ...8 more at 1.	Longest Opp Fumble Return	

SINGLE-GAME HIGHS - POSTSEASON: DEFENSIVE

Total Tackles	2 vs. Green Bay Packers, Jan 19, 2020 1 at Kansas City Chiefs, Feb 02, 2020	Passes Defensed	1 at Kansas City Chiefs, Feb 02, 2020
Solo Tackles	2 vs. Green Bay Packers, Jan 19, 2020 1 at Kansas City Chiefs, Feb 02, 2020	Tackles For Loss	1 vs. Green Bay Packers, Jan 19, 2020

2022 GAME-BY-GAME REGULAR-SEASON STATISTICS (JETS)

DATE	OPPONENT	P/S	TACKLES							INTERCEPTIONS				O. FUMB			ST			MISC		W/L	SCORE				
			TK	S	A	SK	YDS	TFL	YDS	QBH	NO	YDS	LG	TD	PD	FF	FR	TD	YDS	TK	S			A	FF	FR	S
09/11	Ravens	S	3	3	0	0.0	0.0	0	0	0	0	0	0	0	0	0	0	0	0	0	0	0	0	0	0	L	9-24
09/18	at Browns	S	7	6	1	0.0	0.0	1	5	0	0	0	0	0	0	0	0	0	0	0	0	0	0	0	0	W	31-30
09/25	Bengals	P	2	1	1	0.0	0.0	0	0	0	0	0	0	0	0	0	0	0	0	0	0	0	0	0	0	L	12-27
10/02	at Steelers	S	7	2	5	0.0	0.0	0	0	0	0	0	0	0	0	0	0	0	0	0	0	0	0	0	0	W	24-20
10/09	Dolphins	S	10	6	4	0.0	0.0	1	4	0	0	0	0	0	0	0	0	0	0	0	0	0	0	0	0	W	40-17
10/16	at Packers	S	1	0	1	0.0	0.0	0	0	0	0	0	0	0	1	0	0	0	0	0	0	0	0	0	0	W	27-10
10/23	at Broncos	P	3	2	1	0.0	0.0	0	0	0	0	0	0	0	0	0	0	0	0	0	0	0	0	0	0	W	16-9
10/30	Patriots	S	6	4	2	0.0	0.0	1	2	0	0	0	0	0	0	0	0	0	0	0	0	0	0	0	0	L	17-22
11/06	Bills	S	3	1	2	0.5	1.0	0	0	1	0	0	0	0	0	0	0	0	0	0	0	0	0	0	0	W	20-17
11/20	at Patriots	S	3	3	0	0.0	0.0	0	0	0	0	0	0	0	0	0	0	0	0	0	0	0	0	0	0	L	3-10
11/27	Bears	P	4	2	2	0.0	0.0	0	0	0	0	0	0	0	0	1	0	0	0	0	0	0	0	0	0	W	31-10
12/04	at Vikings	S	4	3	1	0.0	0.0	1	2	0	0	0	0	0	0	0	0	0	0	0	0	0	0	0	0	L	22-27
12/11	at Bills	P	2	1	1	0.0	0.0	1	0	0	0	0	0	0	0	0	0	0	0	0	0	0	0	0	0	L	12-20
12/18	Lions	P	6	5	1	0.0	0.0	0	0	0	0	0	0	0	0	0	0	0	0	0	0	0	0	0	0	L	17-20
12/22	Jaguars	S	1	0	1	0.0	0.0	0	0	1	0	0	0	0	0	0	0	0	0	0	0	0	0	0	0	L	3-19
01/01	at Seahawks	S	3	1	2	0.0	0.0	0	0	0	0	0	0	0	0	0	0	0	0	0	0	0	0	0	0	L	6-23
01/08	at Dolphins	S	4	2	2	0.0	0.0	1	2	0	0	0	0	0	0	0	0	0	0	0	0	0	0	0	0	L	6-11
2022 TOTALS		17-12	69	42	27	0.5	1.0	6	15	2	0	0	0	0	1	1	0	0	0	0	0	0	0	0	0	7-10	

2021 GAME-BY-GAME REGULAR-SEASON STATISTICS (SAINTS)

DATE	OPPONENT	P/S	TACKLES							INTERCEPTIONS				O. FUMB			ST			MISC		W/L	SCORE				
			TK	S	A	SK	YDS	TFL	YDS	QBH	NO	YDS	LG	TD	PD	FF	FR	TD	YDS	TK	S			A	FF	FR	S
09/12	Packers	S	2	2	0	0.0	0.0	0	0	0	0	0	0	0	0	0	0	0	0	0	0	0	0	0	0	W	38-3
09/19	at Panthers																									L	7-26
09/26	at Patriots																									W	28-13
10/03	Giants																									L	21-27+
10/10	at Football Team																									W	33-22
10/25	at Seahawks																									W	13-10
10/31	Buccaneers																									W	36-27
11/07	Falcons	S	2	1	1	0.0	0.0	1	0	2	0	0	0	0	0	0	0	0	0	0	0	0	0	0	0	L	25-27
11/14	at Titans	P	5	3	2	0.0	0.0	1	5	0	0	0	0	0	1	0	0	0	0	0	0	0	0	0	0	L	21-23
11/21	at Eagles	S	7	6	1	0.0	0.0	2	3	0	0	0	0	0	0	0	0	0	0	0	0	0	0	0	0	L	29-40
11/25	Bills	S	4	3	1	0.0	0.0	0	0	0	1	0	0	0	1	0	0	0	0	0	0	0	0	0	0	L	6-31
12/02	Cowboys	P	9	7	2	0.0	0.0	0	0	0	0	0	0	0	0	0	0	0	0	0	0	0	0	0	0	L	17-27
12/12	at Jets	S	4	4	0	2.0	3.0	1	8	1	0	0	0	0	0	0	0	0	0	0	0	0	0	0	0	W	30-9
12/19	at Buccaneers	S	1	1	0	0.0	0.0	0	0	0	0	0	0	0	0	0	0	0	0	0	0	0	0	0	0	W	9-0
12/27	Dolphins																									L	3-20
01/02	Panthers	S	8	6	2	0.5	1.5	0	0	2	0	0	0	0	0	0	0	0	0	0	0	0	0	0	0	W	18-10
01/09	at Falcons	S	3	2	1	0.0	0.0	0	0	1	0	0	0	0	0	1	1	0	8	0	0	0	0	0	0	W	30-20
2021 TOTALS		10-8	45	35	10	2.5	9.5	5	16	6	1	0	0	0	2	1	1	0	8	0	0	0	0	0	0	9-8	

+ - Overtime

2020 GAME-BY-GAME REGULAR-SEASON STATISTICS (49ERS/SAINTS)

DATE	OPPONENT	P/S	TACKLES						INTERCEPTIONS				O. FUMB			ST				MISC		W/L	SCORE			
			TK	S	A	SK	YDS	TFL	YDS	QBH	NO	YDS	LG	TD	PD	FF	FR	TD	YDS	TK	S			A	FF	FR
09/13	Cardinals	S	10	8	2	0.0	0.0	1	0	0	0	0	0	0	1	0	0	0	0	0	0	0	0	0	L	20-24
09/20	at Jets	S	5	3	2	0.0	0.0	1	1	0	0	0	0	0	0	0	0	0	0	0	0	0	0	0	W	31-13
09/27	at Giants	S	1	1	0	0.0	0.0	0	0	0	0	0	0	0	0	0	0	0	0	0	0	0	0	0	W	36-9
10/04	Eagles	S	9	6	3	0.0	0.0	0	0	0	0	0	0	0	0	0	0	0	0	0	0	0	0	0	L	20-25
10/11	Dolphins	S	5	4	1	1.0	2.0	1	2	1	0	0	0	0	0	0	0	0	0	0	0	0	0	0	L	17-43
10/18	Rams																								W	24-16
10/25	at Patriots																								W	33-6
11/01	at Seahawks																								L	27-37
11/05	Packers																								L	17-34
ON INACTIVE LIST																										
ON INACTIVE LIST																										
ON INACTIVE LIST																										
NOT ON ROSTER																										
Went from 49ers to Saints.																										
NOT ON ROSTER																										
11/15	49ers																								W	27-13
11/22	Falcons	S	3	3	0	0.0	0.0	0	0	0	0	0	0	1	0	0	0	0	0	0	0	0	0	0	W	24-9
11/29	at Broncos	S	3	1	2	0.0	0.0	0	0	0	0	0	0	0	1	0	0	20	0	0	0	0	0	0	W	31-3
12/06	at Falcons	S	3	3	0	0.0	0.0	0	0	0	0	0	0	2	0	0	0	0	0	0	0	0	0	0	W	21-16
12/13	at Eagles	S	6	3	3	0.0	0.0	0	1	0	0	0	0	0	1	0	0	0	0	0	0	0	0	0	L	21-24
12/20	Chiefs	S	5	3	2	0.0	0.0	0	0	0	0	0	0	1	0	1	0	0	0	0	0	0	0	0	L	29-32
12/25	Vikings	S	3	3	0	0.0	0.0	0	0	0	0	0	0	0	0	0	0	0	0	0	0	0	0	0	W	52-33
01/03	at Panthers																								W	33-7
2020 TOTALS		11-11	53	38	15	1.0	2.0	3	3	2	0	0	0	0	4	2	2	0	20	0	0	0	0	0	0	10-7

2019 GAME-BY-GAME REGULAR-SEASON STATISTICS (49ERS)

DATE	OPPONENT	P/S	TACKLES						INTERCEPTIONS				O. FUMB			ST				MISC		W/L	SCORE				
			TK	S	A	SK	YDS	TFL	YDS	QBH	NO	YDS	LG	TD	PD	FF	FR	TD	YDS	TK	S			A	FF	FR	S
09/08	at Buccaneers	S	3	3	0	0.0	0.0	0	0	0	0	0	0	0	0	0	0	0	0	0	0	0	0	0	W	31-17	
09/15	at Bengals	S	6	3	3	0.0	0.0	0	0	0	1	0	0	0	3	0	0	0	0	0	0	0	0	0	0	W	41-17
09/22	Steelers	S	7	5	2	0.0	0.0	1	2	0	0	0	0	0	0	0	0	0	0	0	0	0	0	0	W	24-20	
10/07	Browns	S	2	0	2	0.5	4.5	0	0	1	0	0	0	0	1	0	0	0	0	0	0	0	0	0	W	31-3	
10/13	at Rams	S	7	4	3	0.0	0.0	1	1	0	0	0	0	0	0	0	0	0	0	0	0	0	0	0	W	20-7	
10/20	at Redskins	S	5	4	1	0.0	0.0	0	0	0	0	0	0	0	0	1	0	0	0	0	0	0	0	0	W	9-0	
10/27	Panthers	S	4	3	1	0.0	0.0	0	0	0	0	0	0	0	0	0	0	0	0	0	0	0	0	0	W	51-13	
10/31	at Cardinals	S	0	0	0	0.0	0.0	0	0	0	0	0	0	0	0	0	0	0	0	0	0	0	0	0	W	28-25	
11/11	Seahawks																								L	24-27+	
11/17	Cardinals																								W	36-26	
12/29	at Seahawks																								W	26-21	
2019 TOTALS		8-8	34	22	12	0.5	4.5	2	3	1	1	0	0	0	4	1	0	0	0	0	0	0	0	0	10-1		

+ - Overtime

2018 GAME-BY-GAME REGULAR-SEASON STATISTICS (BUCCANEERS)

DATE	OPPONENT	P/S	TACKLES						INTERCEPTIONS				O. FUMB			ST				MISC		W/L	SCORE			
			TK	S	A	SK	YDS	TFL	YDS	QBH	NO	YDS	LG	TD	PD	FF	FR	TD	YDS	TK	S			A	FF	FR
09/09	at Saints	S	9	5	4	0.0	0.0	1	1	0	0	0	0	0	0	1	0	0	0	0	0	0	0	0	W	48-40
09/16	Eagles	S	7	6	1	1.0	0.0	3	12	1	0	0	0	0	0	1	0	0	0	0	0	0	0	0	W	27-21
09/24	Steelers	S	8	5	3	0.0	0.0	0	0	0	0	0	0	0	0	0	0	0	0	0	0	0	0	0	L	27-30
09/30	at Bears	S	2	2	0	0.0	0.0	0	0	0	0	0	0	0	1	0	0	0	0	0	0	0	0	0	L	10-48
10/14	at Falcons	S	12	11	1	0.0	0.0	0	2	6	1	0	0	0	0	0	0	0	0	0	0	0	0	0	L	29-34
10/21	Browns	S	7	5	2	0.0	0.0	0	0	0	0	0	0	0	1	0	0	0	0	0	0	0	0	0	W	26-23+
10/28	at Bengals																								L	34-37
11/04	at Panthers																								L	28-42
11/11	Redskins																								L	3-16
11/18	at Giants																								L	35-38
11/25	49ers																							W	27-9	
12/02	Panthers																							W	24-17	
12/09	Saints																							L	14-28	
12/16	at Ravens																							L	12-20	
12/23	at Cowboys																							L	20-27	
12/30	Falcons																							L	32-34	
2018 TOTALS		6-6	45	34	11	1.0	0.0	6	19	2	0	0	0	0	2	2	0	0	0	0	0	0	0	0	5-11	

+ - Overtime

2017 GAME-BY-GAME REGULAR-SEASON STATISTICS (BUCCANEERS)

DATE	OPPONENT	P/S	TACKLES						INTERCEPTIONS				O. FUMB			ST				MISC		W/L	SCORE				
			TK	S	A	SK	YDS	TFL	YDS	QBH	NO	YDS	LG	TD	PD	FF	FR	TD	YDS	TK	S			A	FF	FR	S
09/17	Bears	S	1	1	0	0.0	0.0	0	0	0	0	22	22	0	1	0	0	0	0	0	0	0	0	0	0	W	29-7
09/24	at Vikings																								L	17-34	
10/01	Giants																								W	25-23	
10/05	Patriots																								L	14-19	
10/15	at Cardinals																								L	33-38	
10/22	at Bills	S	9	6	3	0.0	0.0	1	2	0	0	0	0	0	0	0	0	0	0	0	0	0	0	0	L	27-30	
10/29	Panthers	S	10	6	4	0.0	0.0	2	5	0	0	0	0	0	0	0	0	0	0	0	0	0	0	0	L	3-17	
11/05	at Saints	S	7	4	3	0.0	0.0	0	0	1	0	0	0	0	0	0	0	0	0	0	0	0	0	0	L	10-30	
11/12	Jets	S	4	3	1	0.0	0.0	0	0	2	0	0	0	0	1	1	0	0	0	0	0	0	0	0	W	15-10	
11/19	at Dolphins	S	8	6	2	0.0	0.0	1	1	0	1	20	20	0	1	0	0	0	0	0	0	0	0	0	W	30-20	
11/26	at Falcons	S	8	8	0	0.0	0.0	1	4	0	0	0	0	0	0	0	0	0	0	0	0	0	0	0	L	20-34	
12/03	at Packers	S	6	2	4	0.0	0.0	0	0	0	0	0	0	0	0	0	0	0	0	0	0	0	0	0	L	20-26+	
12/10	Lions	S	12	7	5	0.0	0.0	2	6	0	0	0	0	0	0	0	0	0	0	0	0	0	0	0	L	21-24	
12/18	Falcons	S	13	13	0	0.0	0.0	0	0	0	0	0	0	0	0	0	0	0	0	0	0	0	0	0	L	21-24	
12/24	at Panthers	S	8	4	4	0.0	0.0	0	0	0	1	28	28	0	1	0	0	0	0	0	0	0	0	0	L	19-22	
12/31	Saints	S	11	10	1	0.0	0.0	0	0	0	0	0	0	0	0	0	0	0	0	0	0	0	0	0	W	31-24	
2017 TOTALS		12-12	97	70	27	0.0	0.0	7	18	3	3	70	28	0	4	1	0	0	0	0	0	0	0	0	5-11		

+ - Overtime



2016 GAME-BY-GAME REGULAR-SEASON STATISTICS (BUCCANEERS)

DATE	OPPONENT	P/S	TACKLES					INTERCEPTIONS				O. FUMB			ST				MISC		W/L	SCORE						
			TK	S	A	SK	YDS	TFL	YDS	QBH	NO	YDS	LG	TD	PD	FF	FR	TD	YDS	TK			S	A	FF	FR	S	A
09/11	at Falcons	S	17	15	2	1.0	2.0	2	4	2	0	0	0	0	0	0	0	0	0	0	0	0	0	0	0	0	W	31-24
09/18	at Cardinals	S	7	6	1	0.0	0.0	1	1	0	0	0	0	0	0	0	0	0	0	0	0	0	0	0	0	0	L	7-40
09/25	Rams	S	7	6	1	0.0	0.0	1	1	0	1	38	38	1	1	0	0	0	0	0	0	0	0	0	0	0	L	32-37
10/02	Broncos	S	7	7	0	1.0	0.0	1	1	2	0	0	0	0	0	0	0	0	0	0	0	0	0	0	0	0	L	7-27
10/10	at Panthers	S	5	3	2	0.0	0.0	0	0	0	0	0	0	0	1	0	0	0	0	0	0	0	0	0	0	0	W	17-14
10/23	at 49ers	S	9	7	2	0.0	0.0	0	0	2	0	0	0	0	0	0	0	0	0	0	0	0	0	0	0	0	W	34-17
10/30	Raiders	S	14	14	0	0.0	0.0	1	3	0	0	0	0	0	1	0	0	0	0	0	0	0	0	0	0	0	L	24-30+
11/03	Falcons	S	6	3	3	0.0	0.0	0	0	0	0	0	0	0	0	0	0	0	0	0	0	0	0	0	0	0	L	28-43
11/13	Bears	S	5	4	1	0.0	0.0	0	0	0	0	0	0	0	0	1	0	4	0	0	0	0	0	0	0	0	W	36-10
11/20	at Chiefs	S	7	6	1	0.0	0.0	0	0	0	0	0	0	0	0	0	0	0	0	0	0	0	0	0	0	0	W	19-17
11/27	Seahawks	S	6	4	2	1.0	6.0	1	6	1	0	0	0	0	0	0	0	0	0	0	0	0	0	0	0	0	W	14-5
12/04	at Chargers	S	7	5	2	0.0	0.0	1	1	0	0	0	0	0	0	0	0	0	0	0	0	0	0	0	0	0	W	28-21
12/11	Saints	S	7	6	1	0.0	0.0	1	1	0	0	0	0	0	1	0	0	0	0	0	0	0	0	0	0	0	W	16-11
12/18	at Cowboys	S	21	11	10	0.0	0.0	2	9	0	0	0	0	0	1	0	0	0	0	0	0	0	0	0	0	0	L	20-26
12/24	at Saints	S	10	5	5	0.0	0.0	0	0	0	0	0	0	0	2	0	0	0	0	0	0	0	0	0	0	0	L	24-31
01/01	Panthers	S	10	6	4	0.0	0.0	1	1	0	0	0	0	0	1	0	0	0	0	0	0	0	0	0	0	0	W	17-16
2016 TOTALS		16-16	145	108	37	3.0	8.0	12	28	7	1	38	38	1	7	1	1	0	4	0	0	0	0	0	0	0	9-7	

+ - Overtime

2015 GAME-BY-GAME REGULAR-SEASON STATISTICS (BUCCANEERS)

DATE	OPPONENT	P/S	TACKLES					INTERCEPTIONS				O. FUMB			ST				MISC		W/L	SCORE						
			TK	S	A	SK	YDS	TFL	YDS	QBH	NO	YDS	LG	TD	PD	FF	FR	TD	YDS	TK			S	A	FF	FR	S	A
09/13	Titans	S	5	3	2	0.0	0.0	1	3	0	0	0	0	0	0	0	0	0	0	0	0	0	0	0	0	0	L	14-42
09/20	at Saints	S	8	4	4	0.0	0.0	0	0	0	0	0	0	0	1	0	0	0	0	0	0	0	0	0	0	0	W	26-19
09/27	at Texans	S	10	5	5	0.0	0.0	1	3	0	1	0	0	0	2	0	0	0	0	0	0	0	0	0	0	0	L	9-19
10/04	Panthers	S	4	3	1	0.0	0.0	0	0	0	0	0	0	0	0	0	0	0	0	0	0	0	0	0	0	0	L	23-37
10/11	Jaguars	S	5	3	2	1.0	5.5	0	0	2	0	0	0	0	2	0	0	0	0	0	0	0	0	0	0	0	W	38-31
10/25	at Redskins	S	6	5	1	0.0	0.0	0	0	0	0	0	0	0	0	0	0	0	0	0	0	0	0	0	0	0	L	30-31
11/01	at Falcons	S	11	6	5	0.0	0.0	0	0	0	1	15	15	0	1	1	1	0	20	0	0	0	0	0	0	0	W	23-20+
11/08	Giants	S	10	5	5	0.0	0.0	2	3	0	0	0	0	0	0	0	0	0	0	0	0	0	0	0	0	0	L	18-32
11/15	Cowboys	S	4	4	0	1.0	8.0	1	8	1	0	0	0	0	0	0	0	0	0	0	0	0	0	0	0	0	W	10-6
11/22	at Eagles	S	10	8	2	0.0	0.0	0	0	0	0	0	0	0	0	0	0	0	0	0	0	0	0	0	0	0	W	45-17
11/29	at Colts	S	10	7	3	0.0	0.0	1	3	0	0	0	0	0	1	0	0	0	0	0	0	0	0	0	0	0	L	12-25
12/06	Falcons	S	10	6	4	1.0	8.0	0	0	2	0	0	0	0	1	1	0	0	0	0	0	0	0	0	0	0	W	23-19
2015 TOTALS		12-12	93	59	34	3.0	21.5	6	20	5	2	15	15	0	9	2	1	0	20	0	0	0	0	0	0	0	6-6	


+ - Overtime

2020 GAME-BY-GAME POSTSEASON STATISTICS (SAINTS)

DATE	OPPONENT	P/S	TACKLES					INTERCEPTIONS				O. FUMB			ST				MISC		W/L	SCORE						
			TK	S	A	SK	YDS	TFL	YDS	QBH	NO	YDS	LG	TD	PD	FF	FR	TD	YDS	TK			S	A	FF	FR	S	A
01/10	Bears																									W	21-9	
01/17	Buccaneers																									L	20-30	
2020 TOTALS			0	0	0	0.0	0.0	0	0	0	0	0	0	0	0	0	0	0	0	0	0	0	0	0	0	0	1-1	

2019 GAME-BY-GAME POSTSEASON STATISTICS (49ERS)

DATE	OPPONENT	P/S	TACKLES					INTERCEPTIONS				O. FUMB			ST				MISC		W/L	SCORE						
			TK	S	A	SK	YDS	TFL	YDS	QBH	NO	YDS	LG	TD	PD	FF	FR	TD	YDS	TK			S	A	FF	FR	S	A
01/11	Vikings	S	0	0	0	0.0	0.0	0	0	0	0	0	0	0	0	0	0	0	0	0	0	0	0	0	0	0	W	27-10
01/19	Packers	S	2	2	0	0.0	0.0	1	7	0	0	0	0	0	0	0	0	0	0	0	0	0	0	0	0	0	W	37-20
02/02	at Chiefs	P	1	1	0	0.0	0.0	0	0	0	0	0	0	0	1	0	0	0	0	0	0	0	0	0	0	0	L	20-31
2019 TOTALS		3-2	3	3	0	0.0	0.0	1	7	0	0	0	0	0	1	0	0	0	0	0	0	0	0	0	0	0	2-1	



74

OFFENSIVE LINEMAN

SPENCER ANDERSON

<b>HEIGHT:</b> 6-5	<b>BIRTHPLACE:</b> Bowie, MD
<b>WEIGHT:</b> 305	<b>HOW ACQUIRED:</b> D7b '23
<b>BORN:</b> June 7, 2000	<b>NFL EXPERIENCE:</b> R
<b>COLLEGE:</b> Maryland	

PRO CAREER

- ✦ Has yet to make NFL debut

TRANSACTIONS


- ✦ Signed four-year contract with Pittsburgh on May 13, 2023
- ✦ Drafted by the Steelers in the seventh round (251st overall) of the 2023 NFL Draft

COLLEGE

- ✦ Appeared in 45 games (42 starts) at Maryland (2018-22)
- ✦ 2022 Pro Football Focus Preseason All-Big Ten second team
- ✦ 2022 East-West Shrine Bowl 1000
- ✦ 2021 All-Big Ten honorable mention
- ✦ 2020-21 Big Ten Distinguished Scholar
- ✦ Started all 13 games on the offensive line, 12 at right guard and one at right tackle in 2022
- ✦ Blocked for a Maryland passing offense that ranked third in the Big Ten in 2022 by averaging 259.8 yards per game in the air

PERSONAL

- ✦ A consensus three-star recruit across all major recruiting outlets
- ✦ Rated the 16th overall player in the state of Maryland by 247sports.com
- ✦ Honorable Mention All-Metro selection as a senior
- ✦ Received offers from North Carolina, Pitt, and Wake Forest
- ✦ Coached by Keita Malloy
- ✦ Son of Robert and Anita Anderson
- ✦ Father played football at Howard University
- ✦ Has one older brother
- ✦ Undefeated on the chess team at his school
- ✦ Cousin of professional basketball player Harry Giles
- ✦ Graduated with a degree in Business and Management



# 19

**WIDE RECEIVER**

## CALVIN AUSTIN III

**HEIGHT:** 5-9

**WEIGHT:** 162

**BORN:** March 24, 1999

**COLLEGE:** Memphis

**BIRTHPLACE:** Memphis, TN

**HOW ACQUIRED:** D4 '22

**NFL EXPERIENCE:** 2nd year

**PRO CAREER**

- ✦ Has yet to make NFL debut

**2022 (STEELERS)**

- ✦ Spent the entire season on the Reserve/Injured List

**TRANSACTIONS**


- ✦ Drafted by Pittsburgh in the fourth round (138th overall) of the 2022 NFL Draft

**COLLEGE**

- ✦ Played in 49 career games at Memphis (2018-21)
- ✦ Caught 156 passes for 2,541 yards (16.3 yards/reception) and 22 TDs
- ✦ Returned 29 punts for 323 yards (11.1 yards/return), including a 94-yard TD
- ✦ Finished his career ranked second all-time in program history in receiving TDs, fourth in receiving yards and fifth in receptions
- ✦ Named first-team All-AAC in both 2020 and 2021
- ✦ Led the Tigers with 74 catches for 1,149 yards and eight TDs in 2021
- ✦ His 1,149 receiving yards rank fifth on the program's single-season list, while his eight TDs tied for 11th
- ✦ In track and field, named 2019 U.S. Track and Field/Cross Country Coaches Association (USTFCCCA) All-America second team (4x100m relay), 2019 All-American Athletic Conference (4x100m relay), 2018 USTFCCCA All-America honorable mention (4x400m relay), 2018 All-American Athletic Conference four times (Indoor 200m, 4x400m relay; Outdoor 4x100m relay, 4x400m relay) and ran a school-record 39.19 seconds in winning silver at the 2019 American Athletic Conference Championships

**PERSONAL**

- ✦ Three-year member of the varsity squad at Harding Academy in Memphis
- ✦ Helped lead the Lions to three-straight Tennessee Secondary School Athletic Association (TSSAA) Division II Class A state playoffs appearances, including a spot in the semifinals in 2015
- ✦ Harding had a combined 26-9 record those three seasons
- ✦ For his career, pulled in 74 catches for 1,513 yards and 24 receiving TDs, also rushed for 558 yards and eight more scores, totaled 49 career TD (24 receive/8 rush/6 punt return/5 kick return/4 interception return/2 fumble return), logged 758 kick return yards and 541 punt return yards, finished with 3,492 all-purpose yards and 2,071 total yards over his career
- ✦ Named 2016 Tennessee Titans Mr. Football semifinalist (D2A back), 2016 Tennessee Sports Writers Association (TSWA) D2A All-State first team and 2016 Donovan Stewart D2A All-State
- ✦ Two-time D2A West 1 All-District (2015, 2016)
- ✦ Two-time D2A West 1 Special Teams Player of the Year (2015, 2016)
- ✦ 2016 Toyota East-West All-Star Classic
- ✦ Three time Commercial Appeal Best of Preps pick (2014-16)
- ✦ Also a track and field standout at Harding Academy becoming a nine-time state champion in sprints/relays, seven-time TSWA All-State honoree and setting five school records
- ✦ 2015-16, 2016-17 Commercial Appeal Best of Preps Boys Track and Field Athlete of the Year
- ✦ Helped lead the Lions to a TSSAA D2A state championships runner-up finish in 2017
- ✦ Son of Calvin and Mimi Austin



95

**HEIGHT:** 6-4

**WEIGHT:** 309

**BORN:** July 17, 2001

**COLLEGE:** Wisconsin

**BIRTHPLACE:** Janesville, WI

**HOW ACQUIRED:** D2b '23

**NFL EXPERIENCE:** R

**DEFENSIVE TACKLE**

**KEANU BENTON**

(July 2023)

**PRO CAREER**

- ✦ Has yet to make NFL debut

**TRANSACTIONS**

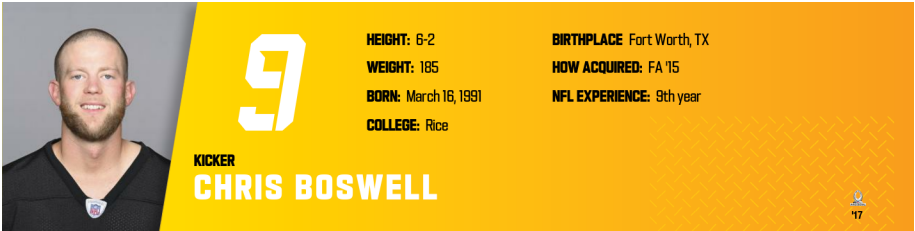
- ✦ Signed four-year contract with Pittsburgh on June 23, 2023
- ✦ Drafted by the Steelers in the second round (49th overall) of the 2023 NFL Draft

**COLLEGE**

- ✦ Appeared in 45 games (36 starts) at Wisconsin (2019-22)
- ✦ Recorded 82 tackles (44 solo), 19.0 tackles for loss, 9.0 sacks, four pass breakups, two forced fumbles and two fumble recoveries
- ✦ 2022 All-Big Ten third team (coaches)
- ✦ 2021 All-Big Ten second team (coaches)
- ✦ 2021 All-Big Ten honorable mention (media)
- ✦ Played and started all 12 regular season games at nose tackle in 2022
- ✦ Registered 36 tackles, 10.0 TFLs and 4.5 sacks as a senior
- ✦ Totaled five tackles, three solo, at Ohio State
- ✦ Recorded 2.0 sacks vs. Illinois
- ✦ Registered four tackles and recorded a sack vs. Maryland
- ✦ Logged another sack, and four solo tackles, at Nebraska
- ✦ Totaled 7.0 TFLs over the season's final four games

**PERSONAL**

- ✦ Three-star recruit by 247 Sports, ESPN and Rivals
- ✦ First-team All-State by Associated Press as a senior
- ✦ All-Region and All-Big Eight Conference as a senior
- ✦ Named Janesville Gazette All-Area Player of the Year
- ✦ Finished senior season with 75 tackles, 7.0 TFLs, 2.0 sacks and a fumble recovery
- ✦ Two-time state qualifier in wrestling, finishing as Division 1 runner-up at 285 pounds as a junior with a 48-2 record
- ✦ Coach was Adam Bunderson
- ✦ Parents are LaTasha Benton and Troy Rodriguez



**9**

**KICKER**  
**CHRIS BOSWELL**

**HEIGHT:** 6-2  
**WEIGHT:** 185  
**BORN:** March 16, 1991  
**COLLEGE:** Rice

**BIRTHPLACE:** Fort Worth, TX  
**HOW ACQUIRED:** FA '15  
**NFL EXPERIENCE:** 9th year

17

**PRO CAREER**

- ✦ Earned a Pro Bowl selection in 2017
- ✦ Has played in 116 games over his eight-year NFL career (all with the Steelers)
- ✦ Totaled 855 career points on 202 field goals and 249 extra-points made
- ✦ Twice Named AFC Special Teams Player of the Month (December 2015, January 2015)
- ✦ Twice Named AFC Special Teams Player of the Week (Week 6, 2015 and Week 13, 2017)
- ✦ Made NFL debut in Week 5 of 2015 (at San Diego)

**CAREER HIGHLIGHTS (REGULAR SEASON)**

- ✦ Ranks third in franchise history with 855 career points
- ✦ Ranks third in franchise history with 202 career field goals made
- ✦ Ranks second in franchise history in career field goal percentage (202-234, 86.3)
- ✦ Owns the franchise record in single-season field goal percentage (2020, 19-20, 95.0)
- ✦ Owns the franchise record with 25 consecutive field goals made (2019-20, 25)
- ✦ Ranks fourth in franchise history with 249 career extra-points made
- ✦ Has recorded 24 field goals of 50-yards or more in his NFL career
- ✦ His 86.3 field goal percentage ranks sixth among all NFL kickers with at least 160 field goal attempts since 2015
- ✦ Sixth player in team history with at least 100 field goals made
- ✦ Made at least 20 field goals in seven of his eight seasons in the NFL
- ✦ Has converted three or more field goals in a game 30 times
- ✦ Has converted four or more field goals in a game 10 times
- ✦ Has recorded seven game-winning field goals in his regular-season career (field goals within one minute of regulation or overtime)
- ✦ Owns the longest FG made in Acrisure Stadium with a 59-yarder vs the New York Jets in Week 4 of 2022
- ✦ Has completed three seasons (2016: 36-36 / 2019: 28-28 / 2022: 18-18) without missing an extra point
- ✦ Set a single-season franchise record for field goals made in 2021 (36)
- ✦ Set a single-season franchise record for points in 2017 (142)
- ✦ One of four players to convert all field goal attempts of 50+ yards in 2017
- ✦ First player to kick three field goals to win three consecutive games (2017), with the clock reading 0:00 at the end of the play since 2004 (Ryan Longwell)
- ✦ Tied franchise regular-season single game record for most field goals made (six, Week 16 of 2016 at Cincinnati)
- ✦ Set franchise regular-season record in 2015 for most field goals made by a rookie/first-year player with 29
- ✦ Set franchise regular-season record in 2015 for most points (113) by a rookie/first-year player
- ✦ His 90.6 single-season field goal percentage in 2015 ranked first among rookie/first-year players in franchise history (min. 10 attempts)

**CAREER HIGHLIGHTS (POSTSEASON)**

- ✦ Has played in eight postseason games over his seven-year NFL career (all with the Steelers)
- ✦ Totaled 63 career points on 16 field goals and 15 extra-points made
- ✦ Registered a touchback on 20 of his 45 career postseason kickoffs (44.4%)
- ✦ Has covered 16 of 16 postseason field goal attempts in his career (100.0%)
- ✦ Has made 16 postseason field goals, which ranks tied for first in franchise history (Jeff Reed, 16)
- ✦ Became the first player in NFL postseason history to convert each of his first 15 field goal attempts during the 2016 postseason
- ✦ Extended his NFL playoff record for consecutive field goals made to begin a postseason career to 16 with a 49-yard field goal vs. Cleveland in the Wild Card round of 2020 playoffs
- ✦ Scored 63 career postseason points, which ranks sixth in franchise history
- ✦ Set the NFL and Steelers' record for most field goals made in a single postseason game (6, AFC Divisional Playoff 1/15 at Kansas City) during the 2016 postseason
- ✦ Set the team record for most field goals made (eight) in a single postseason in team history during the 2016 postseason

**2022 (STEELERS)**

- ✦ Played in 12 games (spent Weeks 8 through 13 on the Reserve/Injured List)
- ✦ Converted 20 of 28 field goals and 18 of 18 extra points
- ✦ Converted seven field goals of 50-plus yards
- ✦ Broke his own record for the longest field goal made at Acrisure Stadium, converting a 59-yarder in Week 4 vs. the New York Jets
- ✦ Recorded his third season without missing an extra point after going 18 for 18
- ✦ Won the game for the Steelers in overtime in Week 1 at Cincinnati by making a 53-yard field goal with no time left on the clock

**2021 (STEELERS)**

- ✦ Played in all 17-regular season games
- ✦ Converted 36 of 40 field goals and 27 of 29 extra points
- ✦ Converted three or more field goals in a single game eight times
- ✦ Broke his own record for the longest field goal made at Acrisure Stadium, converting a 56-yarder in the Steelers home opener vs Las Vegas in Week 2
- ✦ Broke his own single-season franchise record for field goals made with 36
- ✦ First player in NFL history to make two 50+ yard field goals, make a game-winning field goal and recover an opponent's fumble all in the same game (Week 9 vs. Chicago)
- ✦ Notched his 100th career game in Week 14 (at Minnesota)

**2020 (STEELERS)**

- ✦ Saw action in all 16 games during the regular season and the AFC Divisional Playoff game vs. Cleveland
- ✦ Converted 19 of 20 field goals for a career-high 95.0 field goal percentage – the highest single season field goal percentage in franchise history
- ✦ Made a franchise record 25 consecutive field goals, which was the longest active streak in the NFL when it ended in Week 11 of 2020 at Jacksonville

**2019 (STEELERS)**

- ✦ Saw action in 16 games
- ✦ Converted 29 of 31 field goals for a career-high 93.5 field goal percentage – the second-highest single season field goal percentage in franchise history
- ✦ Became the sixth player in team history with at least 100 field goals made

**2018 (STEELERS)**

- ✦ Saw action in 15 games
- ✦ Converted 13 of 20 field goals and added a career-high 43 extra points, which marked the eighth-most in a season in team history
- ✦ Converted seven extra points – tied for the second-most in a single game in team history

**2017 (STEELERS)**

- ✦ Saw action in all 16 games during the regular season and the AFC Divisional Playoff game vs. Jacksonville
- ✦ Set single-season franchise records for field goals made (35) and points (142)
- ✦ Finished tied for fourth in the NFL in points and tied for fifth in field goals made
- ✦ Converted all field goal attempts of 50+ yards
- ✦ Recorded four game-winning field goals (field goals within one minute of regulation or overtime)
- ✦ Kicked three field goals to win games with the clock reading 0:00 at the end of the play, tying the most in single-season history since the merger in 1970
- ✦ Broke a tie with Mike Clark (1964-67: 57) for the sole possession of the eighth-most field goals made in franchise history on his 29-yard field goal in the first quarter vs. Jacksonville in Week 5
- ✦ Surpassed Lou Michaels (62) for the seventh-most field goals made in franchise history vs. Cincinnati in Week 7
- ✦ Converted five field goal attempts, (22-, 24-, 41-, 49- and 25-yards), tying as the fourth-most in a single-game in franchise history and the second-most in his NFL career (6, Dec. 18, 2016 at Cincinnati) vs. Cincinnati in Week 7
- ✦ Named AFC Special Teams Player of the Week in Week 13 at Cincinnati when he converted each of his three field goal attempts, 30-, 37- and 38-yards
- ✦ His 38-yard game-winning field goal was the fourth game-winning kick in his regular-season career (within one minute of regulation or overtime)

**2016 (STEELERS)**

- ✦ Played in 15 games during the regular season (inactive due to an abdominal injury 12/4 vs. N.Y. Giants) and in all three postseason contests
- ✦ Connected on a single-season career-high 11 made field goals from 40-49 yards during the regular season
- ✦ Perfect 36-of-36 on PATs during the regular season
- ✦ Totaled a single-season career-high 49 touchbacks in the regular season
- ✦ Connected on eight-of-eight on FGs during the postseason, setting a franchise record for most field goals made in a single postseason in franchise history
- ✦ Set the franchise record for most field goals made from 40 yards or longer in a single game (five) in Week 15 at Cincinnati
- ✦ His five made field goals from 40 yards or longer are tied for the most in a single game in NFL history (Mason Crosby, 11/22/15) since 1960
- ✦ Set the NFL and Steelers' record for most field goals made in a single postseason game (six) at Kansas City in the AFC Divisional Playoff
- ✦ First Steeler to record multiple games with at least four made field goals during the postseason

**2015 (STEELERS)**

- ✦ Saw action in 12 games during the regular season and in both postseason contests after being signed on October 3
- ✦ His 29 made field goals during the regular season are tied for the sixth-most field goals made in a single regular season in team history
- ✦ His 90.6% field goal accuracy is tied for sixth on the team's all-time single regular season field goal percentage list
- ✦ Seventh kicker in team history to record 110 points in a single season
- ✦ Second player in team history (Gary Anderson, 1989) to record multiple games with at least three made field goals in a single postseason
- ✦ Made all four of his field goal attempts (47, 48, 51 and 28) vs. Arizona in Week 6 and was named AFC Special Teams Player of the Week
- ✦ Connected on a game-winning 18-yarder – first of his career – with two seconds remaining in the game vs. Oakland in Week 9
- ✦ Totaled at least 10 points in six straight games, tying a franchise record held by Gary Anderson (1985)
- ✦ Kicked a game-winning 35-yarder with 14 seconds remaining in the AFC Wild Card Game at Cincinnati and set the record for the most field goals made by a rookie/first-year player in a playoff game
- ✦ Ninth rookie/first-year kicker in NFL history to reach 20 points in a single postseason
- ✦ His seven field goals made in a single postseason were the second-most in NFL history by a rookie/first-year player

**2014 (TEXANS)**

- ✦ Spent one week (Week 3) on the Texans' practice squad

**TRANSACTIONS**

- ✦ Signed a four-year contract extension with Pittsburgh on Aug. 1, 2022
- ✦ Signed a four-year contract extension with Pittsburgh on Aug. 23, 2018
- ✦ Signed a one-year contract with Pittsburgh on March 12, 2018
- ✦ Signed a one-year reserve/future contract with Pittsburgh on Feb. 2, 2017
- ✦ Signed a two-year contract with the Steelers on October 3, 2015
- ✦ Released by the N.Y. Giants on September 5, 2015
- ✦ Signed by the Giants on September 2, 2015
- ✦ Released by the Giants on August 16, 2015
- ✦ Signed by the Giants on January 7, 2015
- ✦ Released from the Houston Texans' practice squad on September 30, 2014
- ✦ Added to the Texans' practice squad on September 24, 2014
- ✦ Released by the Texans on August 30, 2014
- ✦ Originally signed with the Texans as an undrafted rookie agent on May 16, 2014

COLLEGE

- ✦ Saw action in 51 games for Rice (2010-13), both as a kicker and punter
- ✦ Finished his career 65-of-88 on field goals and 164-172 on PATs for a total of 359 points
- ✦ His 65 field goals and 164 PATs were both school records when his career ended
- ✦ His 65 career field goals were also the third-most in Conference USA history when his career ended
- ✦ Added 16 punts for 647 yards (40.4 avg.)
- ✦ Selected to play in the Senior Bowl following the 2013 season
- ✦ Named Conference USA Special Teams Player of the Week three times
- ✦ Set then school single-season records for field goals (23) and points (114) in 2012
- ✦ Named First-Team All-Conference USA by Rivals.com, second team by Phil Steele and was an honorable mention selection by Conference USA coaches in 2011
- ✦ Earned All-Freshman honors from league coaches in 2010
- ✦ Majored in kinesiology

PERSONAL

- ✦ Attended Fossil Ridge High School (Forth Worth, Texas)
- ✦ Four-time, All-District 5-5A selection
- ✦ Converted on 39-of-43 field goals in his career and was perfect on 172 career PAT attempts
- ✦ Named AP All-State first team and to the Texas Sportswriters Association Class 5A All-State second team as a senior
- ✦ Selected to play in the 2009 US Army All-American Bowl in San Antonio
- ✦ Also played baseball and soccer
- ✦ Son of Rick and Dawn Boswell
- ✦ Full name: Christopher Lynn Boswell

REGULAR SEASON COMPARISON: KICKING - SAN FRANCISCO 49ERS

DATE	OPP	W/L	GP/GS	FGM	FGA	PCT	LONG	XPM	XPA	PTS	1-19	20-29	30-39	40-49	50+	KO	TB
9/22/19	PIT @ SF	L	P	2	2	100%	46	2	2	8	0-0	0-0	0-0	1-1	0-0	5	3
TOTALS		0/1	1/0	2	2	100%	46	2	2	8	0-0	0-0	0-0	1-1	0-0	5	3

CHRIS BOSWELL'S NFL REGULAR SEASON KICKING STATISTICS

DATE	TEAM	GP	FGM	FGA	PCT.	LG	XP	XPA	PCT.	BLK	PTS
2015	Steelers	12	29	32	90.6	51	26	27	96.3	0	113
2016	Steelers	15	21	25	84.0	49	36	36	100.0	1	99
2017	Steelers	16	35	38	92.1	53	37	39	94.9	1	142
2018	Steelers	15	13	20	65.0	50	43	48	89.6	1	82
2019	Steelers	16	29	31	93.5	51	28	28	100.0	0	115
2020	Steelers	13	19	20	95.0	59	34	38	89.5	0	91
2021	Steelers	17	36	40	90.0	56	27	29	93.1	0	135
2022	Steelers	12	20	28	71.4	59	18	18	100.0	1	78
NFL TOTALS		116	202	234	86.3	59	249	263	94.7	4	855

CHRIS BOSWELL'S NFL POSTSEASON KICKING STATISTICS

DATE	TEAM	GP	FGM	FGA	PCT.	LG	XP	XPA	PCT.	BLK	PTS
2015	Steelers	2	7	7	100.0	47	1	1	100.0	0	22
2016	Steelers	3	8	8	100.0	45	3	5	60.0	0	27
2017	Steelers	1	0	0	0.0	0	6	6	100.0	0	6
2020	Steelers	1	1	1	100.0	49	2	2	100.0	0	5
2021	Steelers	1	0	0	0.0	0	3	3	100.0	0	3
NFL TOTALS		8	16	16	100.0	49	15	17	88.2	0	63

CHRIS BOSWELL'S NFL REGULAR SEASON FIELD-GOAL ACCURACY STATISTICS

DATE	TEAM	1-19	PCT.	20-29	PCT.	30-39	PCT.	40-49	PCT.	50+	PCT.
2015	Steelers	1-1	100.0	9-9	100.0	8-8	100.0	9-12	75.0	2-2	100.0
2016	Steelers	0-0	0.0	2-2	100.0	8-9	88.9	11-12	91.7	0-2	0.0
2017	Steelers	0-0	0.0	10-10	100.0	12-14	85.7	9-10	90.0	4-4	100.0
2018	Steelers	0-0	0.0	3-3	100.0	4-6	66.7	5-10	50.0	1-1	100.0
2019	Steelers	1-1	100.0	11-11	100.0	7-7	100.0	9-10	90.0	1-2	50.0
2020	Steelers	0-0	0.0	5-5	100.0	6-6	100.0	7-8	87.5	1-1	100.0
2021	Steelers	0-0	0.0	9-9	100.0	8-9	88.9	11-13	84.6	8-9	88.9
2022	Steelers	0-0	0.0	4-4	100.0	4-5	80.0	5-10	50.0	7-9	77.8
NFL TOTALS		2-2	100.0	53-53	100.0	57-64	89.1	66-85	77.6	24-30	80.0

CHRIS BOSWELL'S NFL POSTSEASON FIELD-GOAL ACCURACY STATISTICS

DATE	TEAM	1-19	PCT.	20-29	PCT.	30-39	PCT.	40-49	PCT.	50+	PCT.
2015	Steelers	0-0	0.0	1-1	100.0	4-4	100.0	2-2	100.0	0-0	0.0
2016	Steelers	0-0	0.0	2-2	100.0	3-3	100.0	3-3	100.0	0-0	0.0
2017	Steelers	0-0	0.0	0-0	0.0	0-0	0.0	0-0	0.0	0-0	0.0
2020	Steelers	0-0	0.0	0-0	0.0	0-0	0.0	1-1	100.0	0-0	0.0
2021	Steelers	0-0	0.0	0-0	0.0	0-0	0.0	0-0	0.0	0-0	0.0
NFL TOTALS		0-0	0.0	3-3	100.0	7-7	100.0	6-6	100.0	0-0	0.0

SINGLE-GAME HIGHS: KICKER

Field Goals Made	6 at Cincinnati Bengals, Dec 18, 2016 5 vs. Cincinnati Bengals, Oct 22, 2017	Points	18 at Cincinnati Bengals, Dec 18, 2016 17 vs. Cincinnati Bengals, Oct 22, 2017
Field Goal Attempts	6 at Cincinnati Bengals, Dec 18, 2016 5 vs. Tennessee Titans, Dec 19, 2021 ...2 more at 5.	Special Teams Tackles	1 vs. Baltimore Ravens, Oct 06, 2019 1 vs. Cleveland Browns, Oct 28, 2018 ...5 more at 1.
Longest Field Goals Made	59 vs. New York Jets, Oct 02, 2022 59 at Dallas Cowboys, Nov 08, 2020	Kickoff Average	68.0 vs. Kansas City Chiefs, Oct 02, 2016 67.4 vs. Minnesota Vikings, Sep 17, 2017 ...1 more at 67.4.
Longest Field Goals Attempt	59 vs. New York Jets, Oct 02, 2022 59 at Dallas Cowboys, Nov 08, 2020	Extra Point Attempt Percentage	100.0 vs. Cleveland Browns, Oct 18, 2020 100.0 vs. Philadelphia Eagles, Oct 11, 2020 ...3 more at 100.0.
PATs Made	7 vs. Carolina Panthers, Nov 08, 2018 5 vs. Cleveland Browns, Oct 18, 2020 ...4 more at 5.	Field Goal Percentage	100.0 vs. Cleveland Browns, Jan 03, 2022 100.0 vs. Indianapolis Colts, Nov 03, 2019 ...7 more at 100.0.
PAT Attempts	7 vs. Carolina Panthers, Nov 08, 2018 6 vs. Atlanta Falcons, Oct 07, 2018	Touchbacks	6 at Los Angeles Chargers, Nov 21, 2021 6 at Jacksonville Jaguars, Nov 22, 2020 ...3 more at 6.

SINGLE-GAME HIGHS - POSTSEASON: KICKER

Field Goals Made	6 at Kansas City Chiefs, Jan 15, 2017 4 at Cincinnati Bengals, Jan 09, 2016 3 at Denver Broncos, Jan 17, 2016 1 vs. Cleveland Browns, Jan 10, 2021 1 at New England Patriots, Jan 22, 2017 ...1 more at 1.	Points	18 at Kansas City Chiefs, Jan 15, 2017 12 at Cincinnati Bengals, Jan 09, 2016 10 at Denver Broncos, Jan 17, 2016 6 vs. Jacksonville Jaguars, Jan 14, 2018 6 vs. Miami Dolphins, Jan 08, 2017
Field Goal Attempts	6 at Kansas City Chiefs, Jan 15, 2017 4 at Cincinnati Bengals, Jan 09, 2016 3 at Denver Broncos, Jan 17, 2016 1 vs. Cleveland Browns, Jan 10, 2021 1 at New England Patriots, Jan 22, 2017 ...1 more at 1.	Kickoff Average	66.3 at Cincinnati Bengals, Jan 09, 2016 62.0 at Kansas City Chiefs, Jan 15, 2017 60.2 vs. Miami Dolphins, Jan 08, 2017 57.2 at Denver Broncos, Jan 17, 2016 54.2 vs. Cleveland Browns, Jan 10, 2021
Longest Field Goals Made	49 vs. Cleveland Browns, Jan 10, 2021 47 at Denver Broncos, Jan 17, 2016 45 at Kansas City Chiefs, Jan 15, 2017 39 at Cincinnati Bengals, Jan 09, 2016 34 vs. Miami Dolphins, Jan 08, 2017	Extra Point Attempt Percentage	100.0 vs. Jacksonville Jaguars, Jan 14, 2018 100.0 at Kansas City Chiefs, Jan 15, 2017 100.0 at Cincinnati Bengals, Jan 09, 2016
Longest Field Goals Attempt	49 vs. Cleveland Browns, Jan 10, 2021 47 at Denver Broncos, Jan 17, 2016 45 at Kansas City Chiefs, Jan 15, 2017 43 at Kansas City Chiefs, Jan 15, 2017 43 at Kansas City Chiefs, Jan 15, 2017 ...1 more at 43.	Field Goal Percentage	100.0 at Kansas City Chiefs, Jan 15, 2017 100.0 at Cincinnati Bengals, Jan 09, 2016 4 at Denver Broncos, Jan 17, 2016 4 at Cincinnati Bengals, Jan 09, 2016 3 vs. Jacksonville Jaguars, Jan 14, 2018 2 vs. Cleveland Browns, Jan 10, 2021 2 at New England Patriots, Jan 22, 2017 ...2 more at 2.
PATs Made	6 vs. Jacksonville Jaguars, Jan 14, 2018 3 at Kansas City Chiefs, Jan 16, 2022 3 vs. Miami Dolphins, Jan 08, 2017 2 vs. Cleveland Browns, Jan 10, 2021 1 at Denver Broncos, Jan 17, 2016	Touchbacks	4 at Denver Broncos, Jan 17, 2016 4 at Cincinnati Bengals, Jan 09, 2016 3 vs. Jacksonville Jaguars, Jan 14, 2018 2 vs. Cleveland Browns, Jan 10, 2021 2 at New England Patriots, Jan 22, 2017 ...2 more at 2.
PAT Attempts	6 vs. Jacksonville Jaguars, Jan 14, 2018 4 vs. Miami Dolphins, Jan 08, 2017 3 at Kansas City Chiefs, Jan 16, 2022 2 vs. Cleveland Browns, Jan 10, 2021 1 at New England Patriots, Jan 22, 2017 ...1 more at 1.		

2022 GAME-BY-GAME REGULAR-SEASON STATISTICS (STEELERS)

DATE	OPPONENT	P	FIELD GOALS				EXTRA POINTS				W/L	SCORE		
			FGM	FGA	PCT	LG	XP	XPA	PCT	BLK			PTS	
09/11	at Bengals	P	3	4	75.0	53	2	2	100.0	0	11	W	23-20+	
09/18	Patriots	P	2	2	100.0	52	0	0	0.0	0	6	L	14-17	
09/22	at Browns	P	1	2	50.0	34	2	2	100.0	0	5	L	17-29	
10/02	Jets	P	2	2	100.0	59	2	2	100.0	0	8	L	20-24	
10/09	at Bills	P	1	3	33.3	29	0	0	0.0	0	3	L	3-38	
10/16	Buccaneers	P	2	2	100.0	55	2	2	100.0	0	8	W	20-18	
10/23	at Dolphins	P	1	1	100.0	45	1	1	100.0	0	4	L	10-16	
10/30	at Eagles											L	13-35	
11/13	Saints											W	20-10	
11/20	Bengals											L	30-37	
11/28	at Colts											W	24-17	
12/04	at Falcons											W	19-16	
12/11	Ravens	P	0	1	0.0	0	2	2	100.0	0	2	L	14-16	
12/18	at Panthers	P	1	1	100.0	50	3	3	100.0	0	6	W	24-16	
12/24	Raiders	P	2	4	50.0	44	1	1	100.0	0	7	W	13-10	
01/01	at Ravens	P	3	4	75.0	51	1	1	100.0	0	10	W	16-13	
01/08	Browns	P	2	2	100.0	49	2	2	100.0	0	8	W	28-14	
<b>2022 TOTALS</b>			<b>12</b>	<b>20</b>	<b>28</b>	<b>71.4</b>	<b>59</b>	<b>18</b>	<b>18</b>	<b>100.0</b>	<b>0</b>	<b>78</b>	<b>9-8</b>	

+ - Overtime



2021 GAME-BY-GAME REGULAR-SEASON STATISTICS (STEELERS)

DATE	OPPONENT	P	FIELD GOALS				EXTRA POINTS				PTS	W/L/T	SCORE
			FGM	FGA	PCT	LG	XP	XPA	PCT	BLK			
09/12	at Bills	P	3	3	100.0	45	2	2	100.0	0	11	W	23-16
09/19	Raiders	P	1	1	100.0	56	2	2	100.0	0	5	L	17-26
09/26	Bengals	P	1	2	50.0	26	1	1	100.0	0	4	L	10-24
10/03	at Packers	P	1	1	100.0	52	2	2	100.0	0	5	L	17-27
10/10	Broncos	P	2	2	100.0	48	3	3	100.0	0	9	W	27-19
10/17	Seahawks	P	3	3	100.0	52	2	2	100.0	0	11	W	23-20+
10/31	at Browns	P	1	1	100.0	31	0	0	0.0	0	3	W	15-10
11/08	Bears	P	3	3	100.0	54	2	3	66.7	0	11	W	29-27
11/14	Lions	P	3	3	100.0	51	1	1	100.0	0	10	T	16-16
11/21	at Chargers	P	3	3	100.0	45	4	4	100.0	0	13	L	37-41
11/28	at Bengals	P	1	1	100.0	40	1	1	100.0	0	4	L	10-41
12/05	Ravens	P	2	2	100.0	53	0	1	0.0	0	6	W	20-19
12/09	at Vikings	P	0	1	0.0	0	2	2	100.0	0	2	L	28-36
12/19	Titans	P	4	5	80.0	48	1	1	100.0	0	13	W	19-13
12/26	at Chiefs	P	1	2	50.0	34	1	1	100.0	0	4	L	10-36
01/03	Browns	P	4	4	100.0	50	2	2	100.0	0	14	W	26-14
01/09	at Ravens	P	3	3	100.0	40	1	1	100.0	0	10	W	16-13+
2021 TOTALS		17	36	40	90.0	56	27	29	93.1	0	135	9-7-1	

+ Overtime

2020 GAME-BY-GAME REGULAR-SEASON STATISTICS (STEELERS)

DATE	OPPONENT	P	FIELD GOALS				EXTRA POINTS				PTS	W/L	SCORE
			FGM	FGA	PCT	LG	XP	XPA	PCT	BLK			
09/14	at Giants	P	2	2	100.0	41	2	3	66.7	0	8	W	26-16
09/20	Broncos	P	1	1	100.0	21	3	3	100.0	0	6	W	26-21
09/27	Texans	P	2	2	100.0	33	2	2	100.0	0	8	W	28-21
10/11	Eagles	P	1	1	100.0	41	5	5	100.0	0	8	W	38-29
10/18	Browns	P	1	1	100.0	35	5	5	100.0	0	8	W	38-7
10/25	at Titans	P	2	2	100.0	38	3	3	100.0	0	9	W	27-24
11/01	at Ravens	P	0	0	0.0	0	4	4	100.0	0	4	W	28-24
11/08	at Cowboys	P	2	2	100.0	59	0	2	0.0	1	6	W	24-19
11/15	Bengals	P	3	3	100.0	45	3	3	100.0	0	12	W	36-10
11/22	at Jaguars	P	2	3	66.7	47	3	3	100.0	0	9	W	27-3
12/02	Ravens	P	2	2	100.0	27	1	2	50.0	0	7	W	19-14
12/07	Football Team						ON INACTIVE LIST					L	17-23
12/13	at Bills	P	0	0	0.0	0	1	1	100.0	0	1	L	15-26
12/21	at Bengals	P	1	1	100.0	25	2	2	100.0	0	5	L	17-27
12/27	Colts						ON INACTIVE LIST					W	28-24
01/03	at Browns						ON INACTIVE LIST					L	22-24
2020 TOTALS		13	19	20	95.0	59	34	38	89.5	1	91	12-4	

2019 GAME-BY-GAME REGULAR-SEASON STATISTICS (STEELERS)

DATE	OPPONENT	P	FIELD GOALS				EXTRA POINTS				PTS	W/L	SCORE
			FGM	FGA	PCT	LG	XP	XPA	PCT	BLK			
09/08	at Patriots	P	1	1	100.0	19	0	0	0.0	0	3	L	3-33
09/15	Seahawks	P	2	2	100.0	41	2	2	100.0	0	8	L	26-28
09/22	at 49ers	P	2	2	100.0	46	2	2	100.0	0	8	L	20-24
09/30	Bengals	P	2	2	100.0	49	3	3	100.0	0	9	W	27-3
10/06	Ravens	P	3	3	100.0	41	2	2	100.0	0	11	L	23-26+
10/13	at Chargers	P	1	1	100.0	20	3	3	100.0	0	6	W	24-17
10/28	Dolphins	P	2	3	66.7	42	3	3	100.0	0	9	W	27-14
11/03	Colts	P	4	4	100.0	51	2	2	100.0	0	14	W	26-24
11/10	Rams	P	1	1	100.0	33	2	2	100.0	0	5	W	17-12
11/14	at Browns	P	0	1	0.0	0	1	1	100.0	0	1	L	7-21
11/24	at Bengals	P	3	3	100.0	47	1	1	100.0	0	10	W	16-10
12/01	Browns	P	2	2	100.0	39	2	2	100.0	0	8	W	20-13
12/08	at Cardinals	P	3	3	100.0	37	2	2	100.0	0	11	W	23-17
12/15	Bills	P	1	1	100.0	49	1	1	100.0	0	4	L	10-17
12/22	at Jets	P	1	1	100.0	49	1	1	100.0	0	4	L	10-16
12/29	at Ravens	P	1	1	100.0	26	1	1	100.0	0	4	L	10-28
2019 TOTALS		16	29	31	93.5	51	28	28	100.0	0	115	8-8	

+ Overtime

2018 GAME-BY-GAME REGULAR-SEASON STATISTICS (STEELERS)

DATE	OPPONENT	P	FIELD GOALS				EXTRA POINTS				PTS	W/L/T	SCORE
			FGM	FGA	PCT	LG	XP	XPA	PCT	BLK			
09/09	at Browns	P	0	1	0.0	0	3	3	100.0	0	3	T	21-21
09/16	Chiefs	P	0	1	0.0	0	3	4	75.0	0	3	L	37-42
09/24	at Buccaneers	P	1	2	50.0	38	3	4	75.0	0	6	W	30-27
09/30	Ravens	P	2	2	100.0	39	0	0	0.0	0	6	L	14-26
10/07	Falcons	P	0	0	0.0	0	5	6	83.3	0	5	W	41-17
10/14	at Bengals	P	2	2	100.0	24	2	2	100.0	0	8	W	28-21
10/28	Browns	P	1	1	100.0	42	4	4	100.0	0	7	W	33-18
11/04	at Ravens	P	1	1	100.0	29	2	3	66.7	0	5	W	23-16
11/08	Panthers	P	1	1	100.0	50	7	7	100.0	0	10	W	52-21
11/18	at Jaguars	P	0	0	0.0	0	2	2	100.0	0	2	W	20-16
11/25	at Broncos	P	1	2	50.0	41	2	2	100.0	0	5	L	17-24
12/02	Chargers	P	1	1	100.0	48	3	4	75.0	0	6	L	30-33
12/09	at Raiders	P	0	2	0.0	0	3	3	100.0	0	3	L	21-24
12/16	Patriots	P	1	2	50.0	48	2	2	100.0	0	5	W	17-10
12/23	at Saints	P	2	2	100.0	49	2	2	100.0	0	8	L	28-31
12/30	Bengals						DID NOT PLAY					W	16-13
2018 TOTALS		15	13	20	65.0	50	43	48	89.6	0	82	9-6-1	

2017 GAME-BY-GAME REGULAR-SEASON STATISTICS (STEELERS)

DATE	OPPONENT	P	FIELD GOALS				EXTRA POINTS				PTS	W/L	SCORE									
			FGM	FGA	PCT	LG	XP	XPA	PCT	BLK												
09/10	at Browns	P	0	0	0.0	0	3	3	100.0	0	3	W	21-18									
09/17	Vikings	P	4	4	100.0	46	2	2	100.0	0	14	W	26-9									
09/24	at Bears	P	1	2	50.0	32	2	2	100.0	0	5	L	17-23+									
10/01	at Ravens	P	2	3	66.7	49	2	2	100.0	0	8	W	26-9									
10/08	Jaguars	P	3	3	100.0	34	0	0	0.0	0	9	L	9-30									
10/15	at Chiefs	P	1	1	100.0	24	2	2	100.0	0	5	W	19-13									
10/22	Bengals	P	5	5	100.0	49	2	2	100.0	0	17	W	29-14									
10/29	at Lions	P	2	2	100.0	38	2	2	100.0	0	8	W	20-15									
11/12	at Colts	P	2	3	66.7	41	0	1	0.0	1	6	W	20-17									
11/16	Titans	P	4	4	100.0	50	4	4	100.0	0	16	W	40-17									
11/26	Packers	P	1	1	100.0	53	2	3	66.7	0	5	W	31-28									
12/04	at Bengals	P	3	3	100.0	38	2	2	100.0	0	11	W	23-20									
12/10	Ravens	P	4	4	100.0	52	3	3	100.0	0	15	W	39-38									
12/17	Patriots	P	1	1	100.0	51	3	3	100.0	0	6	L	24-27									
12/25	at Texans	P	2	2	100.0	36	4	4	100.0	0	10	W	34-6									
12/31	Browns	P	0	0	0.0	0	4	4	100.0	0	4	W	28-24									
2017 TOTALS			16			35			38		92.1	53		37		39		94.9		1	142	13-3

+ - Overtime

2016 GAME-BY-GAME REGULAR-SEASON STATISTICS (STEELERS)


DATE	OPPONENT	P	FIELD GOALS				EXTRA POINTS				PTS	W/L	SCORE									
			FGM	FGA	PCT	LG	XP	XPA	PCT	BLK												
09/12	at Redskins	P	1	1	100.0	46	5	5	100.0	0	8	W	38-16									
09/18	Bengals	P	1	1	100.0	49	3	3	100.0	0	6	W	24-16									
09/25	at Eagles	P	1	2	50.0	40	0	0	0.0	0	3	L	3-34									
10/02	Chiefs	P	0	0	0.0	0	5	5	100.0	0	5	W	43-14									
10/09	Jets	P	1	1	100.0	47	4	4	100.0	0	7	W	31-13									
10/16	at Dolphins	P	0	0	0.0	0	1	1	100.0	0	1	L	15-30									
10/23	Patriots	P	3	5	60.0	46	1	1	100.0	0	10	L	16-27									
11/06	at Ravens	P	0	0	0.0	0	2	2	100.0	0	2	L	14-21									
11/13	Cowboys	P	2	3	66.7	39	0	0	0.0	0	6	L	30-35									
11/20	at Browns	P	3	3	100.0	33	1	1	100.0	0	10	W	24-9									
11/24	at Colts	P	0	0	0.0	0	4	4	100.0	0	4	W	28-7									
12/04	Giants						INACTIVE						24-14									
12/11	at Bills	P	2	2	100.0	39	3	3	100.0	0	9	W	27-20									
12/18	at Bengals	P	6	6	100.0	49	0	0	0.0	0	18	W	24-20									
12/25	Ravens	P	1	1	100.0	36	4	4	100.0	0	7	W	31-27									
01/01	Browns	P	0	0	0.0	0	3	3	100.0	0	3	W	27-24+									
2016 TOTALS			15			21			25		84.0	49		36		36		100.0		0	99	11-5

+ - Overtime

2015 GAME-BY-GAME REGULAR-SEASON STATISTICS (STEELERS)

DATE	OPPONENT	P	FIELD GOALS				EXTRA POINTS				PTS	W/L	SCORE									
			FGM	FGA	PCT	LG	XP	XPA	PCT	BLK												
09/10	at Patriots						NOT ON ROSTER						21-28									
09/20	49ers						NOT ON ROSTER						43-18									
09/27	at Rams						NOT ON ROSTER						12-6									
10/01	Ravens						NOT ON ROSTER						20-23+									
10/12	at Chargers	P	1	1	100.0	47	3	3	100.0	0	6	W	24-20									
10/18	Cardinals	P	4	4	100.0	51	1	1	100.0	0	13	W	25-13									
10/25	at Chiefs	P	2	2	100.0	36	1	1	100.0	0	7	L	13-23									
11/01	Bengals	P	1	1	100.0	32	1	1	100.0	0	4	L	10-16									
11/08	Raiders	P	3	4	75.0	38	3	3	100.0	0	12	W	38-35									
11/15	Browns	P	3	3	100.0	34	1	2	50.0	0	10	W	30-9									
11/29	at Seahawks	P	3	3	100.0	44	1	1	100.0	0	10	L	30-39									
12/06	Colts	P	3	4	75.0	51	4	4	100.0	0	13	W	45-10									
12/13	at Bengals	P	4	4	100.0	47	3	3	100.0	0	15	W	33-20									
12/20	Broncos	P	2	2	100.0	41	4	4	100.0	0	10	W	34-27									
12/27	at Ravens	P	1	1	100.0	34	2	2	100.0	0	5	L	17-20									
01/03	at Browns	P	2	3	66.7	39	2	2	100.0	0	8	W	28-12									
2015 TOTALS			12			29			32		90.6	51		26		27		96.3		0	113	10-6

+ - Overtime



**13**  
**WIDE RECEIVER**  
**MILES BOYKIN**

**HEIGHT:** 6-4  
**WEIGHT:** 220  
**BORN:** October 12, 1996  
**COLLEGE:** Notre Dame  
**BIRTHPLACE:** New Lenox, IL  
**HOW ACQUIRED:** W '22 (BAL)  
**NFL EXPERIENCE:** 5th year

**PRO CAREER**

- ✦ Has played in 56 career games (25 starts) with Baltimore (2019-21) and Pittsburgh (2022)
- ✦ Has caught 35 passes for 481 yards and seven TDs
- ✦ In his NFL debut, posted a five-yard TD on his first career reception in the 59-10 season-opening victory at Miami (9/8/19)
- ✦ Helped the Ravens set single-game franchise records in yards (643) and points (59)
- ✦ Made NFL debut in Week 1 of 2019 (at Miami)
- ✦ Made NFL starting debut in Week 1 of 2019 (at Miami)

**2022 (STEELERS)**

- ✦ Played primarily on special teams in 16 games, missing Week 12 at Indianapolis due to injury
- ✦ Recorded 10 tackles (nine solo) on special teams and two receptions for 11 yards on offense
- ✦ Led the team in solo tackles and ranked third in total tackles on special teams

**2021 (RAVENS)**

- ✦ Played primarily on special teams in eight games played
- ✦ Recorded a career-high 144 snaps on special teams, while adding a six-yard reception on offense
- ✦ Helped special teams unit rank No. 1 in Football Outsiders' DVOA rating

**2020 (RAVENS)**

- ✦ Played in all 16 regular-season games (13 starts)
- ✦ Registered a career-high 19 receptions for 266 receiving yards and four TDs for the NFL's seventh-best scoring offense (29.3 ppg) and fourth-best third-down offense (48.8%)
- ✦ Contributed as an integral blocker in the Ravens' top-ranked rushing attack (191.9 ypg), which produced the third-most yards (3,071) ever in a 16-game NFL season
- ✦ Made his first-career postseason start in the 2013 Wild Card Playoff win at Tennessee (1/10/21)
- ✦ Helped block for an offense that totaled a postseason franchise-record 236 rushing yards and a 6.7 yards-per-carry mark
- ✦ Made a 43-yard TD reception for his career-high fourth scoring grab of the season in the 38-3 win at Cincinnati (1/3/21)
- ✦ Helped the Ravens convert on 11-of-17 (65%) third downs and register their fifth-consecutive victory to earn the franchise's third-straight playoff berth
- ✦ Made a leaping four-yard TD catch to put the Ravens up by nine in the 40-14 win vs. Jacksonville (12/20) – marked his third TD of the season, matching his career high set as a rookie in 2019
- ✦ Secured a career-long 38-yard TD reception on Baltimore's first play following an ILB Patrick Queen interception vs. Dallas (12/8) – marked the fifth receiving TD of his career and his second score this season
- ✦ Capped off a nine-play 75-yard drive with a six-yard TD reception to give Baltimore its first points vs. Pittsburgh (11/1)
- ✦ Caught two passes for 20 yards and one TD against the Steelers; also helped block for a Baltimore rushing attack that produced 265 rushing yards
- ✦ Caught a 15-yard throw from P Sam Koch on a fake punt in the 31-17 win at Washington (10/4); the fourth-down conversion eventually led to a Ravens TD
- ✦ Collected a career-high four catches for 38 yards in the 33-16 win at Houston (9/20); also made key blocks in the run game, helping the rushing attack produce 230 yards

**2019 (RAVENS)**

- ✦ Played in 16 games (11 starts)
- ✦ Finished with 13 catches for 198 yards and three TDs, helping the Ravens produce the NFL's No. 1 scoring offense (33.2 ppg)
- ✦ Helped the Ravens set new single-season franchise records for total TDs (64), points (531), rushing yards (3,296) and total net yards (6,521)
- ✦ Caught a five-yard TD pass from QB Lamar Jackson, marking his third TD of the season, in the 42-21 win vs. N.Y. Jets (12/12)
- ✦ Caught two passes and led the Ravens in receiving yards (54) as part of the team's 480 yards of offense in the 45-6 win at L.A. Rams (11/25)
- ✦ Hauled in two receptions, including a 50-yarder that set up a K Justin Tucker FG, for a career-high 55 yards in the 30-16 win at Seattle (10/20)
- ✦ Posted a career-high three receptions for 32 yards, including a nine-yard TD, vs. Cleveland (9/29)
- ✦ In his NFL debut, posted a five-yard TD on his first-career-reception in the 59-10 win at Miami (9/8); Ravens set single-game franchise records in yards (643) and points (59)

**TRANSACTIONS**

- ✦ Signed a one-year contract with Pittsburgh on Apr. 24, 2023
- ✦ Claimed off waivers by Pittsburgh on Apr. 19, 2022
- ✦ Waived by Baltimore on Apr. 18, 2022
- ✦ Signed a four-year contract with the Ravens on July 17, 2019
- ✦ Drafted by Baltimore in the third round (93rd overall) of the 2019 NFL Draft

**COLLEGE**

- ✦ Played in 37 games in three years at Notre Dame (2015-18)
- ✦ Registered 77 receptions for 1,206 yards (15.7 avg.) and 11 TDs
- ✦ Named Notre Dame Offensive Player of the Year after leading the team with 872 receiving yards and eight TDs on 59 catches as a senior in 2018
- ✦ Recorded at least one TD catch in six-straight games in 2018, the longest streak by an Irish WR since Will Fuller in 2014
- ✦ Named the 2018 Citrus Bowl MVP after snagging a game-winning 55-yard TD catch with one hand to help Notre Dame secure a 21-17, come-from-behind victory vs. LSU; secured first victory in a New Year's Day bowl since the 1994 Cotton Bowl against Texas A&M

PERSONAL

- ✦ Prepped at Providence Catholic (New Lenox, IL), where he caught 65 passes for 1,035 yards (15.9 avg.) and 19 TDs as a senior, en route to the Illinois Class 7A state title
- ✦ Caught 51 passes as junior in 2013 for 730 yards and 13 TDs
- ✦ Named Illinois Player of the Year by Champaign News-Gazette and awarded first-team honors on Chicago Tribune and Champaign News-Gazette All-State teams and Chicago Sun-Times All-Area team (2014)
- ✦ Also played basketball, leading the Celtics to a Catholic League Championship and a regional title as a senior
- ✦ Graduated from the Mendoza College of Business with a degree in marketing
- ✦ Wore No. 81 in college in honor of Calvin Johnson, one of his favorite receivers, and his brother and teammate, George, who gave him the number in high school after an injury halted his football career

COMMUNITY SERVICE

- ✦ Participated in Crucial Catch PSA to encourage fans to get early detection cancer screenings (2020)
- ✦ Joined teammates to converse and play games (virtually) during the Ravens' A Purple Evening, the team's annual event dedicated to female fans (2020)
- ✦ Hosted virtual meet & greets with fans to raise money for the United Way's COVID-19 Relief Fund (2020)
- ✦ Attended the Ravens' annual Holiday Helpers event at Target to shop for gifts with Baltimore youth in need (2019)
- ✦ Supported teammates Willie Snead IV and former teammate Seth Roberts at their Turkey Giveaway at Zion Baptist Church for Baltimore City residents during Thanksgiving (2019)
- ✦ Supported children of service members at Fort Meade by participating in the Ravens' Salute to Service Military Kids Clinic (2019)
- ✦ Alongside teammates, participated in the St. John Baptist 5K Run, Walk and Roll/Walk for Bobbi Engram Foundation, hosted by tight ends coach Bobby Engram (2019)
- ✦ Signed autographs and played games at the Ravens' A Purple Evening, the team's annual event dedicated to female fans (2019)
- ✦ Participated as a celebrity bowler in Anthony Levine Sr.'s Celebrity Bowling Night to benefit his 4every1 Foundation (2019)
- ✦ Participated in the organization-wide day of service, Caw to Action – a celebration of the NFL's Huddle for 100 initiative (2019)
- ✦ Participated in Anthony Levine Sr.'s 10th Annual Home Run Derby & Softball Game with Ravens teammates (2019)
- ✦ Participated in the Ravens' Signature Project with M&T Bank to renovate the facility and visit with children at the Webster Kendrick Boys & Girls Club in Baltimore (2019)

MILES BOYKIN'S NFL REGULAR SEASON RUSHING/RECEIVING STATISTICS

DATE	TEAM	GP	GS	RECEIVING				RUSHING					
				NO.	YDS.	AVG.	LG	TD	NO.	YDS.	AVG.	LG	TD
2019	Ravens	16	11	13	198	15.2	50	3	0	0	0.0	0	0
2020	Ravens	16	13	19	266	14.0	43t	4	0	0	0.0	0	0
2021	Ravens	8	0	1	6	6.0	6	0	0	0	0.0	0	0
2022	Steelers	16	1	2	11	5.5	11	0	0	0	0.0	0	0
NFL TOTALS		56	25	35	481	13.7	50	7	0	0	0.0	0	0

MILES BOYKIN'S NFL POSTSEASON RUSHING/RECEIVING STATISTICS

DATE	TEAM	GP	GS	RECEIVING				RUSHING					
				NO.	YDS.	AVG.	LG	TD	NO.	YDS.	AVG.	LG	TD
2019	Ravens	1	0	3	26	8.7	13	0	0	0	0.0	0	0
2020	Ravens	2	2	3	20	6.7	11	0	0	0	0.0	0	0
NFL TOTALS		3	2	6	46	7.7	13	0	0	0	0.0	0	0

MILES BOYKIN'S NFL REGULAR SEASON RETURN STATISTICS

DATE	TEAM	KICKOFF RETURNS				PUNT RETURNS						
		RET.	YDS.	AVG.	LG	TD	NO.	FC	YDS.	AVG.	LG	TD
2019	Ravens	0	0	0.0	0	0	0	0	0	0.0	0	0
2020	Ravens	0	0	0.0	0	0	0	0	0	0.0	0	0
2021	Ravens	0	0	0.0	0	0	0	0	0	0.0	0	0
2022	Steelers	0	0	0.0	0	0	0	0	0	0.0	0	0
NFL TOTALS		0	0	0.0	0	0	0	0	0	0.0	0	0

MILES BOYKIN'S NFL POSTSEASON RETURN STATISTICS

DATE	TEAM	KICKOFF RETURNS				PUNT RETURNS						
		RET.	YDS.	AVG.	LG	TD	NO.	FC	YDS.	AVG.	LG	TD
2019	Ravens	0	0	0.0	0	0	0	0	0	0.0	0	0
2020	Ravens	0	0	0.0	0	0	0	0	0	0.0	0	0
NFL TOTALS		0	0	0.0	0	0	0	0	0	0.0	0	0

SINGLE-GAME HIGHS: RECEIVING

Receptions	4 at Houston Texans, Sep 20, 2020 3 vs. Cleveland Browns, Sep 13, 2020 ...1 more at 3.	All-Purpose Yards	55 at Seattle Seahawks, Oct 20, 2019 54 at Los Angeles Rams, Nov 25, 2019
Receiving Yards	55 at Seattle Seahawks, Oct 20, 2019 54 at Los Angeles Rams, Nov 25, 2019	Special Teams Tackles	2 vs. New England Patriots, Sep 18, 2022 2 at Cincinnati Bengals, Sep 11, 2022
Receiving Average	12.3 vs. Cleveland Browns, Sep 13, 2020 10.7 vs. Cleveland Browns, Sep 29, 2019	Most TDs	1 at Cincinnati Bengals, Jan 03, 2021 1 vs. Jacksonville Jaguars, Dec 20, 2020 ...5 more at 1.
Longest Receptions	50 at Seattle Seahawks, Oct 20, 2019 43t at Cincinnati Bengals, Jan 03, 2021	Miscellaneous Tackles	1 at Washington Football Team, Oct 04, 2020
Receiving TDs	1 at Cincinnati Bengals, Jan 03, 2021 1 vs. Jacksonville Jaguars, Dec 20, 2020 ...5 more at 1.		

SINGLE-GAME HIGHS - POSTSEASON: RECEIVING

Receptions	3 at Buffalo Bills, Jan 16, 2021 3 vs. Tennessee Titans, Jan 11, 2020	Longest Receptions	13 vs. Tennessee Titans, Jan 11, 2020 11 at Buffalo Bills, Jan 16, 2021
Receiving Yards	26 vs. Tennessee Titans, Jan 11, 2020 20 at Buffalo Bills, Jan 16, 2021		9 vs. Tennessee Titans, Jan 11, 2020 5 at Buffalo Bills, Jan 16, 2021
Receiving Average	8.7 vs. Tennessee Titans, Jan 11, 2020 6.7 at Buffalo Bills, Jan 16, 2021	All-Purpose Yards	26 vs. Tennessee Titans, Jan 11, 2020 20 at Buffalo Bills, Jan 16, 2021
		Miscellaneous Tackles	1 at Tennessee Titans, Jan 10, 2021 1 vs. Tennessee Titans, Jan 11, 2020

2022 GAME-BY-GAME REGULAR-SEASON STATISTICS (STEELERS)

DATE	OPPONENT	P/S	RECEIVING					RUSHING					W/L	SCORE
			NO.	YDS.	AVG.	LG	TD	NO.	YDS.	AVG.	LG	TD		
09/11	at Bengals	P	0	0	0.0	0	0	0	0	0.0	0	0	W	23-20+
09/18	Patriots	P	0	0	0.0	0	0	0	0	0.0	0	0	L	14-17
09/22	at Browns	P	0	0	0.0	0	0	0	0	0.0	0	0	L	17-29
10/02	Jets	P	0	0	0.0	0	0	0	0	0.0	0	0	L	20-24
10/09	at Bills	P	1	11	11.0	11	0	0	0	0.0	0	0	L	3-38
10/16	Buccaneers	P	0	0	0.0	0	0	0	0	0.0	0	0	W	20-18
10/23	at Dolphins	P	0	0	0.0	0	0	0	0	0.0	0	0	L	10-16
10/30	at Eagles	P	0	0	0.0	0	0	0	0	0.0	0	0	L	13-35
11/13	Saints	P	0	0	0.0	0	0	0	0	0.0	0	0	W	20-10
11/20	Bengals	P	0	0	0.0	0	0	0	0	0.0	0	0	L	30-37
11/28	at Colts												W	24-17
12/04	at Falcons	P	0	0	0.0	0	0	0	0	0.0	0	0	W	19-16
12/11	Ravens	P	0	0	0.0	0	0	0	0	0.0	0	0	L	14-16
12/18	at Panthers	P	1	0	0.0	0	0	0	0	0.0	0	0	W	24-16
12/24	Raiders	S	0	0	0.0	0	0	0	0	0.0	0	0	W	13-10
01/01	at Ravens	P	0	0	0.0	0	0	0	0	0.0	0	0	W	16-13
01/08	Browns	P	0	0	0.0	0	0	0	0	0.0	0	0	W	28-14
<b>2022 TOTALS</b>		16-1	2	11	5.5	11	0	0	0	0.0	0	0	9-8	

+ - Overtime

2021 GAME-BY-GAME REGULAR-SEASON STATISTICS (RAVENS)

DATE	OPPONENT	P/S	RECEIVING					RUSHING					W/L	SCORE
			NO.	YDS.	AVG.	LG	TD	NO.	YDS.	AVG.	LG	TD		
09/13	at Raiders												L	27-33+
09/19	Chiefs												W	36-35
09/26	at Lions												W	19-17
10/03	at Broncos												W	23-7
10/11	Colts	P	0	0	0.0	0	0	0	0	0.0	0	0	W	31-25+
10/17	Chargers	P	1	6	6.0	6	0	0	0	0.0	0	0	W	34-6
10/24	Bengals	P	0	0	0.0	0	0	0	0	0.0	0	0	L	17-41
11/07	Vikings	P	0	0	0.0	0	0	0	0	0.0	0	0	W	34-31+
11/11	at Dolphins	P	0	0	0.0	0	0	0	0	0.0	0	0	L	10-22
11/21	at Bears												W	16-13
11/28	Browns												W	16-10
12/05	at Steelers												L	19-20
12/12	at Browns												L	22-24
12/19	Packers	P	0	0	0.0	0	0	0	0	0.0	0	0	L	30-31
12/26	at Bengals	P	0	0	0.0	0	0	0	0	0.0	0	0	L	21-41
01/02	Rams												L	19-20
01/09	Steelers	P	0	0	0.0	0	0	0	0	0.0	0	0	L	13-16+
<b>2021 TOTALS</b>		8-0	1	6	6.0	6	0	0	0	0.0	0	0	8-9	

+ - Overtime

2020 GAME-BY-GAME REGULAR-SEASON STATISTICS (RAVENS)

DATE	OPPONENT	P/S	RECEIVING					RUSHING					W/L	SCORE
			NO.	YDS.	AVG.	LG	TD	NO.	YDS.	AVG.	LG	TD		
09/13	Browns	S	3	37	12.3	25	0	0	0	0.0	0	0	W	38-6
09/20	at Texans	S	4	38	9.5	14	0	0	0	0.0	0	0	W	33-16
09/28	Chiefs	P	1	8	8.0	8	0	0	0	0.0	0	0	L	20-34
10/04	at Football Team	S	2	28	14.0	15	0	0	0	0.0	0	0	W	31-17
10/11	Bengals	P	0	0	0.0	0	0	0	0	0.0	0	0	W	27-3
10/18	at Eagles	S	1	11	11.0	11	0	0	0	0.0	0	0	W	30-28
11/01	Steelers	S	2	20	10.0	14	1	0	0	0.0	0	0	L	24-28
11/08	at Colts	S	1	11	11.0	11	0	0	0	0.0	0	0	W	24-10
11/15	at Patriots	S	0	0	0.0	0	0	0	0	0.0	0	0	L	17-23
11/22	Titans	P	0	0	0.0	0	0	0	0	0.0	0	0	L	24-30+
12/02	at Steelers	S	0	0	0.0	0	0	0	0	0.0	0	0	L	14-19
12/08	Cowboys	S	1	38	38.0	38t	1	0	0	0.0	0	0	W	34-17
12/14	at Browns	S	1	15	15.0	15	0	0	0	0.0	0	0	W	47-42
12/20	Jaguars	S	1	4	4.0	4t	1	0	0	0.0	0	0	W	40-14
12/27	Giants	S	1	13	13.0	13	0	0	0	0.0	0	0	W	27-13
01/03	at Bengals	S	1	43	43.0	43t	1	0	0	0.0	0	0	W	38-3
<b>2020 TOTALS</b>		<b>16-13</b>	<b>19</b>	<b>266</b>	<b>14.0</b>	<b>43T</b>	<b>4</b>	<b>0</b>	<b>0</b>	<b>0.0</b>	<b>0</b>	<b>0</b>	<b>11-5</b>	

+ - Overtime

2019 GAME-BY-GAME REGULAR-SEASON STATISTICS (RAVENS)

DATE	OPPONENT	P/S	RECEIVING					RUSHING					W/L	SCORE
			NO.	YDS.	AVG.	LG	TD	NO.	YDS.	AVG.	LG	TD		
09/08	at Dolphins	S	1	5	5.0	5t	1	0	0	0.0	0	0	W	59-10
09/15	Cardinals	S	1	11	11.0	11	0	0	0	0.0	0	0	W	23-17
09/22	at Chiefs	S	0	0	0.0	0	0	0	0	0.0	0	0	L	28-33
09/29	Browns	S	3	32	10.7	18	1	0	0	0.0	0	0	L	25-40
10/06	at Steelers	S	0	0	0.0	0	0	0	0	0.0	0	0	W	26-23+
10/13	Bengals	S	2	28	14.0	18	0	0	0	0.0	0	0	W	23-17
10/20	at Seahawks	P	2	55	27.5	50	0	0	0	0.0	0	0	W	30-16
11/03	Patriots	S	0	0	0.0	0	0	0	0	0.0	0	0	W	37-20
11/10	at Bengals	P	0	0	0.0	0	0	0	0	0.0	0	0	W	49-13
11/17	Texans	S	0	0	0.0	0	0	0	0	0.0	0	0	W	41-7
11/25	at Rams	S	2	54	27.0	39	0	0	0	0.0	0	0	W	45-6
12/01	49ers	P	0	0	0.0	0	0	0	0	0.0	0	0	W	20-17
12/08	at Bills	S	0	0	0.0	0	0	0	0	0.0	0	0	W	24-17
12/12	Jets	P	1	5	5.0	5t	1	0	0	0.0	0	0	W	42-21
12/22	at Browns	P	1	8	8.0	8	0	0	0	0.0	0	0	W	31-15
12/29	Steelers	S	0	0	0.0	0	0	0	0	0.0	0	0	W	28-10
<b>2019 TOTALS</b>		<b>16-11</b>	<b>13</b>	<b>198</b>	<b>15.2</b>	<b>50</b>	<b>3</b>	<b>0</b>	<b>0</b>	<b>0.0</b>	<b>0</b>	<b>0</b>	<b>14-2</b>	

+ - Overtime



**61**  
**OFFENSIVE LINEMAN**  
**MASON COLE**

**HEIGHT:** 6-5  
**WEIGHT:** 298  
**BORN:** March 28, 1996  
**COLLEGE:** Michigan  
**BIRTHPLACE:** Tarpon Springs, FL  
**HOW ACQUIRED:** FA '22  
**NFL EXPERIENCE:** 6th year

**PRO CAREER**

- ✦ Has played in 77 games (56 starts) over his five-year NFL career (Arizona, 2018-20; Minnesota, 2021; Pittsburgh, 2022)
- ✦ Started 32 of 46 career games with Cardinals
- ✦ Played in 30 games (16 starts) over the 2019-20 seasons, including two starts at left guard in 2019 and 14 starts at center in 2020
- ✦ One of just six rookie offensive linemen to start all 16 games in 2018, joining Will Hernandez (N.Y. Giants), Mike McGlinchey (San Francisco), Koltan Miller (Oakland), Quenton Nelson (Indianapolis) and Frank Ragnow (Detroit)
- ✦ Became just the fourth rookie in Cardinals history to start all 16 games along the offensive line, joining Bobbie Massie (2012), Alex Stepanovich (2004) and Leonard Davis (2001)
- ✦ Made NFL debut in Week 1 of 2018 (vs. Washington)
- ✦ Made NFL starting debut in Week 1 of 2018 (vs. Washington)

**2022 (STEELERS)**

- ✦ Started all 17 regular-season games at center
- ✦ Recipient of the Pro Football Writers' "The Chief Award," which was established in honor of the Steelers' founder, Arthur J. Rooney, Sr., and is presented annually to the Steeler that best exemplifies the spirit of cooperation with the media
- ✦ Blocked for RB Najee Harris to run for 1,000-plus yards on the season, including a season-high 111 yards in Week 17 at Baltimore
- ✦ Saw significant improvement after the Bye Week, blocking for an average of 147 rushing yards per game and allowing the team to be held under 100 yards on the ground just once in Weeks 10 through 18
- ✦ Part of an offensive line that did not allow a sack in two games and just one sack in four games
- ✦ Was not assessed a penalty all season, having the only one called against him in Week 13 at Atlanta declined
- ✦ Played in all but 46 of 1,160 offensive snaps

**2021 (VIKINGS)**

- ✦ Played in 14 regular-season games (seven starts), including starts at center (four) and right guard (three)
- ✦ Started at right guard at Detroit (Week 13), vs. Pittsburgh (Week 14) and at Chicago (Week 15)
- ✦ Started at center at Baltimore (Week 9), at L.A. Chargers (Week 10), vs. Green Bay (Week 11) and at San Francisco (Week 12)
- ✦ Blocked for Pro Bowl RB Dalvin Cook
- ✦ Cook was selected to his third consecutive Pro Bowl and led the NFC in rushing yards with 1,159
- ✦ Cook set the franchise record for rushing yards in the first half with 153, breaking Adrian Peterson's record of 143 set at Seattle on Nov. 4, 2012, in Week 14 vs. Pittsburgh
- ✦ Cook ultimately ran for 205 yards against the Steelers (only 200-yard rusher in the NFL in 2021)

**2020 (CARDINALS)**

- ✦ Played in 14 regular-season games (all starts) at center for the NFL's sixth-ranked offense and seventh-ranked rushing attack, helping Arizona gain the third-most total net yards (6,153) and score the fifth-most points (410) in franchise history
- ✦ Part of an offensive line that protected Tyler Murray, who completed 27-of-37 passes for 380 yards, and led three different Cardinals into the end zone on the ground (Kenyan Drake, Chase Edmonds and Murray) at N.Y. Jets on Oct. 11
- ✦ Played every offensive snap for a unit that scored a season-high 38 points and gained 438 total yards, including a season-high 261 on the ground on Monday Night Football at Dallas (10/19)
- ✦ Protected for Murray who completed 27 passes for a career-high 406 yards and three TDs while taking just one sack on 36 dropbacks vs. Philadelphia on Dec. 20 (also helped the Cardinals gain a season-high 526 total net yards)

**2019 (CARDINALS)**

- ✦ Played in all 16 regular-season games (two starts at left guard) for the NFL's 10th-ranked rushing offense (1,990 yards) that averaged a single-season franchise-record 5.03 yards per carry (second in the NFL)
- ✦ Started for a unit that gained 153 rushing yards (the second most allowed by the 49ers) on 23 carries (6.7-yard avg.) vs. San Francisco on Oct. 31
- ✦ Started and protected QB Tyler Murray, who threw for 324 yards and three TDs on 27-of-44 passing at Tampa Bay on Nov. 10
- ✦ Part of an offense that gained 412 total net yards and 253 rushing yards at Seattle on Dec. 22, marking the first time since 1982 the Cardinals rushed for 200+ yards in consecutive games

**2018 (CARDINALS)**

- ✦ Started all 16 regular-season games at center, becoming the fourth rookie in franchise history, and the first since Bobby Massie in 2012, to start every game on the offensive line
- ✦ Only the fourth rookie lineman to start every game for the Cardinals in team history
- ✦ Mainstay of an offensive line that featured 10 different starting combinations
- ✦ Only Cardinal to play every offensive snap throughout the season and joined Corey Cunningham and Colby Gossett as the first rookie trio since 1978 to start at left tackle, left guard and center (excluding the 1987 strike season)

**TRANSACTIONS**

- ✦ Signed a three-year contract with Pittsburgh on March 14, 2022
- ✦ Traded to Minnesota from Arizona for a 2021 sixth-round pick (#223 Tay Gowan)
- ✦ Signed a four-year contract with the Cardinals on May 31, 2018
- ✦ Drafted by Arizona in the third round (97th overall) of the 2018 NFL Draft

COLLEGE

- ✦ In four seasons at Michigan (2014-17), started all 51 games setting a school record for an offensive lineman and tying the overall record for a Wolverine player
- ✦ Started 25 consecutive games at left tackle for the Wolverines before switching to center in 2016
- ✦ Started all 13 games at center in 2016 before switching back to left tackle for his senior season
- ✦ Earned All-Big Ten honors at both left tackle and center – and was also on the Outland Trophy watch list at both positions
- ✦ As a senior in 2017, started all 13 games at left tackle, running his streak of consecutive starts to 51 in a row
- ✦ All-Big Ten honoree (second team, coaches and media) and All-Big Ten selection by the Associated Press (second team offense)
- ✦ Tied Jon Jansen for most consecutive starts for a Michigan offensive lineman against Ohio State as a senior (50 consecutive) and broke that record the following game in the Outback Bowl against South Carolina (1/1/18)
- ✦ As a junior in 2016, switched to center and started all 13 games after starting at left tackle in each of his first two seasons with the Wolverines
- ✦ Named All-Big Ten second team by the conference coaches and media
- ✦ Started all 13 games at left tackle as a sophomore in 2015, earning his second letter
- ✦ Helped the offense rank in the top 25 in five offensive categories, including seventh in red zone scoring efficiency (92.9 percent scoring rate)
- ✦ As a true freshman in 2014, started all 12 games at left tackle
- ✦ Made his collegiate debut against Appalachian State and started at left tackle, becoming the first true freshman in Michigan history to start a season opener on the offensive line

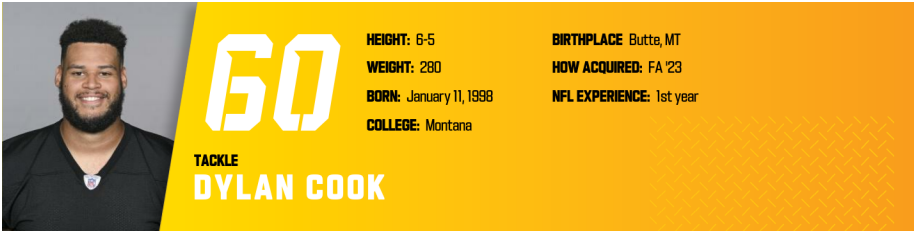
PERSONAL

- ✦ Started 53 consecutive games in four years at East Lake (Tarpon Springs, FL) High School
- ✦ Played in the 2014 U.S. Army All-American Bowl
- ✦ Named to the USA TODAY Sports Preseason High School All-American Team as a senior in 2013
- ✦ One of the nation’s top lineman recruits, received 22 scholarship offers which included Alabama, Clemson, Florida, Ohio State and USC
- ✦ Named first-team all-state and all-area as a junior in 2012
- ✦ Graduated with a degree from the College of Literature, Science and the Arts at Michigan
- ✦ Married his wife, Madison, in Florida during the 2020 offseason

MASON COLE'S NFL REGULAR SEASON STATISTICS

DATE	TEAM	GP	GS
2018	Cardinals	16	16
2019	Cardinals	16	2
2020	Cardinals	14	14
2021	Vikings	14	7
2022	Steelers	17	17
<b>NFL TOTALS</b>		<b>77</b>	<b>56</b>





**60**

**TACKLE**  
**DYLAN COOK**

**HEIGHT:** 6-5  
**WEIGHT:** 280  
**BORN:** January 11, 1998  
**COLLEGE:** Montana

**BIRTHPLACE:** Butte, MT  
**HOW ACQUIRED:** FA '23  
**NFL EXPERIENCE:** 1st year

**PRO CAREER**

- ✦ Has yet to make NFL debut

**TRANSACTIONS**

- ✦ Signed a one-year contract with Pittsburgh on May 18, 2023
- ✦ Released by Tampa Bay on May 15, 2023
- ✦ Signed a Reserve/Future contract with the Buccaneers on Jan. 17, 2023
- ✦ Signed to the Tampa Bay practice squad on Dec. 27, 2022
- ✦ Signed to the Buccaneers practice squad on Aug. 31, 2022
- ✦ Released by Tampa Bay on Aug. 30, 2022
- ✦ Signed as an undrafted free agent with the Buccaneers on May 13, 2022

**COLLEGE**

- ✦ Appeared in 27 games for Montana (2018-21), making 23 starts, after successfully transitioning from quarterback to offensive lineman
- ✦ Earned fourth-team All-Big Sky honors from Phil Steele, starting all 11 games in which he played during his redshirt senior season in 2021
- ✦ In 2020, the Big Sky Conference suspended the fall football season due to the COVID-19 pandemic
- ✦ Played in both of Montana's games played during the Spring of 2021
- ✦ Played in 13 games in 2019 at right tackle, starting 11, and earning a scholarship after previously joining the team as a walk-on
- ✦ Transferred to the University of Montana in 2018 and spent his redshirt sophomore year making the transition from quarterback to offensive line
- ✦ Spent his first two collegiate seasons as a quarterback at Montana State University-Northern, completing 11-of-18 passes for 181 yards and two TDs and rushing 43 times for 177 yards and three TDs

**PERSONAL**


- ✦ Attended Butte High School (Butte, Montana)
- ✦ Played quarterback at Butte High School, throwing for 3,124 yards and 30 TDs as a junior, while earning Class AA offensive MVP honors after leading his team to a state title
- ✦ Graduated with a degree in public administration from Montana

**DYLAN COOK'S NFL REGULAR SEASON STATISTICS**

DATE	TEAM	GP	GS
2022	Buccaneers	0	0
<b>NFL TOTALS</b>		<b>0</b>	<b>0</b>

**DYLAN COOK'S NFL POSTSEASON STATISTICS**

DATE	TEAM	GP	GS
2022	Buccaneers	0	0
<b>NFL TOTALS</b>		<b>0</b>	<b>0</b>



78

**HEIGHT:** 6-4  
**WEIGHT:** 327  
**BORN:** September 13, 1997  
**COLLEGE:** Iowa

**BIRTHPLACE:** Warren, OH  
**HOW ACQUIRED:** FA '22

OFFENSIVE LINEMAN

**JAMES DANIELS**

PRO CAREER

- ✦ Has played in 71 games (65 starts) over his five-year NFL career (Chicago 2018-21; Pittsburgh 2022)
- ✦ Has registered 40 starts at left guard, 17 at right guard and eight at center
- ✦ Named to the 2018 ESPN.com All-Rookie team
- ✦ Made NFL debut in Week 1 of 2018 (at Green Bay)
- ✦ Made NFL starting debut in Week 8 of 2018 (vs. N.Y. Jets)

2022 (STEELERS)

- ✦ Started all 17 regular-season games at right guard
- ✦ Did not allow a sack all season, according to Pro Football Focus
- ✦ Blocked for RB Najee Harris to run for 1,000-plus yards on the season, including a season-high 111 yards in Week 17 at Baltimore
- ✦ Saw significant improvement after the Bye Week, blocking for an average of 147 rushing yards per game and allowing the team to be held under 100 yards on the ground just once in Weeks 10 through 18
- ✦ Part of an offensive line that did not allow a sack in two games and just one sack in four games
- ✦ Played all 1,160 offensive snaps

2021 (BEARS)

- ✦ Started at right guard in all 17 regular-season games
- ✦ Helped pave the way for Chicago to rush for 188 yards and three rushing TDs in the Week 4 win over the Lions
- ✦ Blocked for a Bears' running game that amassed 176 yards on the ground in Week 8 vs. San Francisco

2020 (BEARS)

- ✦ Started the first five games of the season at left guard; suffered a season-ending pectoral injury in Week 5 vs. Tampa Bay
- ✦ Helped the Bears rush for 149 yards in the Week 1 win at Detroit

2019 (BEARS)

- ✦ Started all 16 regular-season games (eight at center, eight at left guard)
- ✦ Switched from center to left guard in Week 10 vs. Detroit

2018 (BEARS)

- ✦ Appeared in all 16 regular-season games (10 starts at left guard)
- ✦ Made his first career start at left guard in Week 8 in a win over the N.Y. Jets
- ✦ Part of an offensive line that allowed just 33 sacks, tied for the third fewest in the NFC
- ✦ Started the Wild Card playoff game vs. Philadelphia (1/6/19)

TRANSACTIONS

- ✦ Signed a three-year contract with Pittsburgh on March 15, 2022
- ✦ Signed a four-year contract with Chicago on May 10, 2018
- ✦ Drafted by the Bears in the second round (39th overall) of the 2018 NFL Draft

COLLEGE

- ✦ Played in 37 games over three seasons at Iowa
- ✦ 2017 Academic All-Big Ten and Honorable Mention All-Big Ten by league coaches and media

PERSONAL

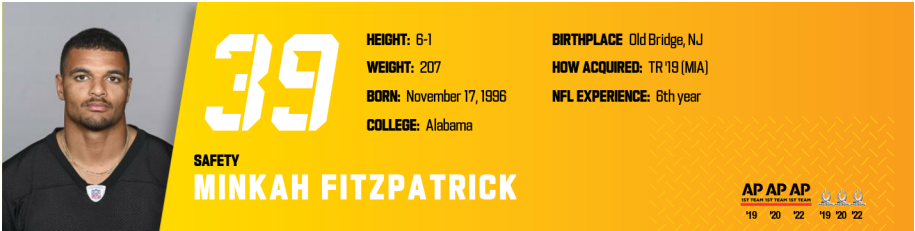
- ✦ Played football at Warren G. Harding High School in Warren, Ohio
- ✦ Earned all-state honorable mention honors as a junior and senior
- ✦ First-team All-Northeast Ohio as a junior and senior, along with first team all-conference and all-county
- ✦ Three-year football letterman as offensive and defensive lineman
- ✦ Also lettered in track, tossing shot put and discus
- ✦ Father, LeShun Sr., played at Ohio State and for the Minnesota Vikings in 1997
- ✦ Older brother, LeShun Jr., spent time with three NFL teams
- ✦ Married his wife, Erin, during the 2023 offseason

JAMES DANIELS' NFL REGULAR SEASON STATISTICS

DATE	TEAM	GP	GS
2018	Bears	16	10
2019	Bears	16	16
2020	Bears	5	5
2021	Bears	17	17
2022	Steelers	17	17
NFL TOTALS		71	65

JAMES DANIELS' NFL POSTSEASON STATISTICS

DATE	TEAM	GP	GS
2018	Bears	1	1
2020	Bears	0	0
NFL TOTALS		1	1



**39**

**SAFETY**  
**MINKAH FITZPATRICK**

**HEIGHT:** 6-1  
**WEIGHT:** 207  
**BORN:** November 17, 1996  
**COLLEGE:** Alabama

**BIRTHPLACE:** Old Bridge, NJ  
**HOW ACQUIRED:** TR '19 (MA)  
**NFL EXPERIENCE:** 6th year

**AP AP AP**  
OF TEAM OF THE YEAR  
'19 '20 '22

PRO CAREER

- † Three-time Pro Bowler (2019, 2020, 2022)
- † Three-time Associated Press First Team All-Pro (2019, 2020, 2022)
- † Has played in 79 games (74 starts) over his five-year NFL career (Dolphins 2018-19; Steelers 2018-22)
- † Has registered 443 tackles (292 solo), 47 passes defended, 19 interceptions, six tackles for loss, five fumble recoveries, four forced fumbles, four interception returns for TDs, two quarterback hits and one fumble recovery for TD
- † His five defensive TDs lead the NFL since he entered the League in 2018 and are tied for third in the NFL among active players
- † His four interceptions returned for TDs are tied with Marcus Peters for most in the NFL since he entered the League in 2018
- † His 19 interceptions rank tied for fifth in the NFL since he entered the League in 2018
- † Is the fourth player in NFL history with an interception return for TD in four of his first five seasons, joining Nate Clements, Pro Football Hall of Famer Ken Houston and Deion Jones
- † Has had three seasons for the Steelers with at least four interceptions
- † Has registered at least two passes defended in a game nine times in his career
- † Has registered at least two interceptions in a game twice in his career
- † Has registered 10 or more tackles in nine career games
- † Made NFL debut in Week 1 of 2018 (vs. Tennessee)
- † Made NFL starting debut in Week 3 of 2018 (vs. Oakland)

2022 (STEELERS)

- † Played in and started 15 regular-season games
- † Registered 92 tackles (55 solo), 10 passes defended, six interceptions, one tackle for loss, one quarterback hit and one interception returned for a TD
- † His six interceptions were the most by a Steeler in a season since Troy Polamalu in 2010 (seven), tied for the 12th-most in single-season franchise history and ranked tied-first in the League for the season
- † Finished tied-first in the League in interceptions
- † Became the first Steelers player with an interception in each of the first two games of the season since Troy Polamalu in 2010
- † Was voted the Steelers' 2022 Most Valuable Player by his teammates
- † Received Pro Bowl and Associated Press First Team All-Pro nominations for the third time in his career
- † Had three games with at least 10 tackles (14, Week 1 at Cincinnati; 11, Week 14 vs. Baltimore; 10, Week 18 vs. Cleveland)
- † Was named the AFC Defensive Player of the Week for his performance in Week 1 at Cincinnati (14 total tackles, 10 solo tackles, one interception return for TD, one pass defended and one blocked PAT)
- † Intercepted Cincinnati QB Joe Burrow on his first pass of the game for a touchdown and later blocked the Bengals game-winning PAT to send the game into overtime for a Steelers victory in Week 1
- † Intercepted New England QB Mac Jones at the Steelers' 21-yard line for a 13-yard return in Week 2 vs. New England
- † Picked off Jets QB Zach Wilson at the Jets' 38-yard line and returned it to the four-yard line, allowing the Steelers' offense to get in the end zone three plays later
- † Sealed his team's 19-16 victory at Atlanta in Week 13 by catching a game-ending interception on the first play of the Falcons' final drive
- † Had two consecutive games with interceptions in Week 16 vs. Las Vegas and Week 17 at Baltimore

2021 (STEELERS)

- † Started all 16 regular-season games
- † Recorded double digit tackles in Weeks 1 (10), 5 (10), 14 (14) and 15 (12) during the 2021 season
- † Led the team in solo tackles (84) and combined tackles (124)
- † Tipped a pass from Bengals QB Joe Burrow that was intercepted by S Terrell Edmunds for a Steelers turnover in Week 3 vs Cincinnati
- † Forced a QB Geno Smith fumble in the fourth quarter vs Seattle in Week 6
- † Recorded his first interception of the season at Cincinnati in Week 12, picking off Joe Burrow for an 18-yard return
- † Intercepted QB Lamar Jackson in Week 13 for his second interception in as many weeks

2020 (STEELERS)

- † Started all 16 regular-season games
- † Registered 79 tackles (60 solo), 11 passes defended, four interceptions, one forced fumble, one fumble recovery, one tackle for loss and one interception return for TD
- † One of two players in the NFL in 2020 with at least four interceptions, one forced fumble and one fumble recovery (Marcus Peters, Baltimore)
- † Ranked tied for sixth in the NFL with five takeaways (four interceptions, one fumble recovery) in 2020
- † Ranked tied for seventh in the NFL with four interceptions in 2020
- † Three of his six combined interceptions (four), forced fumbles (one) and fumble recoveries (one) in 2020 came inside the Steelers' red zone
- † Intercepted a pass from Browns QB Baker Mayfield at the Browns' 33-yard line and returned it for a TD that gave the Steelers a 10-0 first-quarter lead in Week 6 of 2020
- † Picked off two passes in Week 10 at Jacksonville
- † Registered an interception and fumble recovery in the 24-19 victory at Dallas in Week 9

2019 (STEELERS)

- ✦ Started all 16 regular-season games (14 for the Steelers and two for the Dolphins)
- ✦ Registered 57 tackles (36 solo) and added nine passes defended, five interceptions, two forced fumbles, one fumble recovery, one QB hit and one tackle for loss
- ✦ Involved in eight of the Steelers' 37 takeaways (five interceptions, one forced fumble and two fumble recoveries)
- ✦ His seven total takeaways (interceptions and fumble recoveries) ranked tied for most in the NFL
- ✦ His eight combined interceptions, forced fumbles and fumble recoveries ranked tied for third in the NFL
- ✦ Registered at least one interception in three consecutive games (Weeks 8-10) - tied for the fourth-longest streak in franchise history
- ✦ Ranked tied for fourth in the NFL with five interceptions in 2019
- ✦ His five interceptions in 2019 were the most by a Steeler in a single season since Troy Polamalu had seven picks in 2010
- ✦ Fitzpatrick, Marcus Peters (Baltimore), Marlon Humphrey (Baltimore), Jamal Adams (New York Jets), Jadeveon Clowney (Seattle Seahawks) and Erik Harris (Oakland) were the only players in the NFL with multiple defensive TDs in 2019
- ✦ First player in franchise history to have five or more interceptions and two or more fumble recoveries in his first or second NFL season
- ✦ First Steeler with multiple interceptions in a game since CB Brice McCain had two against Cincinnati on Dec. 28, 2014
- ✦ First NFL player to pick off a quarterback with the same last name twice in a game since Detroit Lions' CB Levi Johnson intercepted Denver Broncos QB Charley Johnson twice in Week 12 of 1974
- ✦ First player in the Super Bowl era to intercept two or more passes against a team he played for earlier that season
- ✦ Recorded a 96-yard interception return for TD (11/3/19), which was the second-longest interception return in Steelers regular season history (Martin Kottler: 99 yards, 9/27/33)
- ✦ First Steeler with defensive TDs in back-to-back weeks since Sam Washington in Week 3 and 4 of the 1984 season
- ✦ First Steeler to have a fumble return TD and a pick-six in the same season since 1996 (Carnell Lake and Ron Woodson)
- ✦ First Steeler with five interceptions in the first nine weeks of the season since S Darren Perry in 1994, and Fitzpatrick did it in just seven games
- ✦ Registered an interception in three consecutive games for the first time in his career (Weeks 9-11 in 2019), which is tied for the fourth-longest streak in franchise history
- ✦ First Steeler with an interception in three consecutive games since Troy Polamalu accomplished the feat in Weeks 11-14 of 2008
- ✦ In his first game as a Steeler, recorded five tackles (four solo), an interception, a forced fumble and a pass defended in Week 3 at San Francisco
- ✦ First Steeler to have an interception and forced fumble in the same game since William Gay vs. Indianapolis on Nov. 24, 2016
- ✦ Registered two interceptions in a single game for the first time in his career in Week 8 vs. Miami (his old team)
- ✦ First player in the Super Bowl era to intercept two or more passes against a team he played for earlier that season
- ✦ First Steeler with multiple interceptions in a game since CB Brice McCain had two against Cincinnati on Dec. 28, 2014 (W, 27-17)

2018 (DOLPHINS)

- ✦ Played in 16 regular-season games (11 starts)
- ✦ Recorded 79 tackles (50 solo), two interceptions and nine passes defended; one interception return for a TD
- ✦ His 79 tackles were 10th among NFL rookies
- ✦ Registered 10 tackles (four solo), one interception and two passes defended in Week 4 at New England
- ✦ Picked off QB Tom Brady and returned it 14 yards in the 4th quarter for his first career interception
- ✦ Recorded seven tackles (six solo) and started at CB vs. New England in Week 14
- ✦ Registered six solo tackles, one interception and two passes defended in Week 15 at Minnesota
- ✦ Intercepted QB Kirk Cousins and returned it 50 yards for a TD in the 2nd quarter vs. Vikings

TRANSACTIONS

- ✦ Signed a four-year contract extension with Pittsburgh on June 15, 2022
- ✦ Pittsburgh exercised a fifth-year option for 2022
- ✦ Acquired, via trade with Dolphins, along with Miami's fourth-round selection in the 2020 draft and seventh-round selection in the 2021 draft in exchange for the Steelers' first and fifth-round selections in the 2020 draft and the team's sixth-round pick in the 2021 draft
- ✦ Signed a four-year contract with Miami on June 1, 2018
- ✦ Drafted by the Miami Dolphins in the first round (11th overall) of the 2018 NFL Draft

COLLEGE

- ✦ Played in 42 games (38 starts) as three year-starter at Alabama (2015-17)
- ✦ Registered 171 tackles (109 solo), 4.5 sacks, nine interceptions, 35 passes defended and two forced fumbles over his collegiate career, while recording one blocked field goal and one blocked punt on special teams
- ✦ Won the Chuck Bednarik Award given to the nation's top defensive player, won the Jim Thorpe Award given to the nation's top defensive back and became just the third player in NCAA history to win both awards joining CB Charles Woodson and CB Patrick Peterson as a junior in 2017
- ✦ Unanimous first-team All-American, a first-team SEC selection, and a finalist for the Jason Witten Collegiate Man of the Year (player who demonstrates a record of leadership by exhibiting exceptional courage, integrity and sportsmanship on and off the field), the Lombardi Award (based on performance, leadership, character and resiliency), the Bronko Nagurski Trophy (best defensive player) and the Lott IMPACT Trophy (best defensive player in character and performance) in 2017
- ✦ Helped Alabama to a victory in the College Football Playoff National Championship in 2017
- ✦ First-team All-American and first-team SEC selection as well as a semi-finalist for the Jim Thorpe Award as a sophomore in 2016
- ✦ Named a Freshman All-American selection in 2015

PERSONAL

- ✦ Attended St. Peter's Prep (Jersey City, N.J.)
- ✦ Played wide receiver and defensive back
- ✦ Listed as the No. 4 cornerback in the nation coming out of high school
- ✦ Named to the 2015 Parade All-America team
- ✦ Selected to participate in the 2015 Under Armour All-America Game and Nike's 2014 "The Opening"
- ✦ 2014 second team All-USA selection by USA Today
- ✦ Earned first-team MaxPreps.com Junior All-American accolades in 2013
- ✦ Had 60 tackles and three interceptions as a senior in 2014
- ✦ Accounted for 62 tackles with four picks and 21 pass breakups as a junior in 2013 while earning first-team All-State honors (non-public) and first-team All-Hudson County honors
- ✦ Two interceptions and 12 pass breakups as a sophomore
- ✦ Ran track, placing first at the Hudson County Championships with times of 10.86 seconds and 21.66 seconds in the 100 and 200 meters, respectively

COMMUNITY

- ✦ Raised \$59,000 for KidsVoice last season through his Unshackled Foundation tackle campaign
- ✦ Worked with UPMC Children's Hospital of Pittsburgh Family Connection Center to have a holiday cookie decorating party. Also partnered with Giant Eagle to provide the families who attend groceries and gift cards
- ✦ Hosted a bike giveaway, providing 35 bikes to youth serviced by KidsVoice. In addition to the bikes, the youth also received helmets and shoes.

REGULAR SEASON COMPARISON: DEFENSIVE - SAN FRANCISCO 49ERS

DATE	OPP	W/L	GP/GS	TACKLES							SACK	YDS.	INT	TFL	PD	QBH	TD	MISC		
				TOT	SOLO	ASST	YDS	YDS	YDS	YDS								FF	FR	FR
9/22/19	PIT @ SF	L	S	5	4	1	0.0	0.0	1	0	1	1	0	1	0	1	0	1	0	
<b>TOTALS</b>		0/1	1/1	5	4	1	0.0	0.0	1	0	1	1	0	1	0	1	0	1	0	

MINKAH FITZPATRICK'S NFL REGULAR SEASON DEFENSIVE STATISTICS

DATE	TEAM	GP	GS	TACKLES							INTERCEPTIONS					O. FUMB			ST			MISC					
				TK	S	A	TFL	YDS	SK	YDS	QBH	NO	YDS	LG	TD	PD	FF	FR	TD	YDS	TK	S	A	FF	FR	S	A
2018	Dolphins	16	11	79	50	29	2	5	0.0	0.0	0	2	64	50t	1	9	0	0	0	0	1	1	0	0	0	0	0
2019	Dolphins	2	2	11	7	4	0	0	0.0	0.0	0	0	0	0	0	1	1	0	0	0	1	1	0	0	0	0	
Went from Miami to Pittsburgh.																											
2019	Steelers	14	14	57	36	21	1	1	0.0	0.0	1	5	130	96t	1	9	1	2	1	79	0	0	0	0	0	0	0
2019	TOTAL	16	16	68	43	25	1	1	0.0	0.0	1	5	130	96t	1	9	2	3	1	79	1	1	0	0	0	0	0
2020	Steelers	16	16	79	60	19	1	1	0.0	0.0	0	4	77	37	1	11	1	1	0	-1	0	0	0	0	0	0	0
2021	Steelers	16	16	124	84	40	1	1	0.0	0.0	0	2	18	18	0	7	1	1	0	-1	0	0	0	0	0	0	0
2022	Steelers	15	15	96	56	40	1	4	0.0	0.0	1	6	94	34	1	11	0	0	0	0	0	0	0	0	0	0	0
<b>NFL TOTALS</b>		79	74	446	293	153	6	12	0.0	0.0	2	19	383	96T	4	47	4	5	1	77	2	2	0	0	0	0	0

MINKAH FITZPATRICK'S NFL POSTSEASON DEFENSIVE STATISTICS

DATE	TEAM	GP	GS	TACKLES							INTERCEPTIONS					O. FUMB			ST			MISC					
				TK	S	A	TFL	YDS	SK	YDS	QBH	NO	YDS	LG	TD	PD	FF	FR	TD	YDS	TK	S	A	FF	FR	S	A
2020	Steelers	1	1	6	4	2	0	0	0.0	0.0	0	0	0	0	0	0	0	0	0	0	0	0	0	0	0	0	0
2021	Steelers	1	1	6	5	1	0	0	0.0	0.0	0	0	0	0	0	0	0	0	0	0	0	0	0	0	0	0	
<b>NFL TOTALS</b>		2	2	12	9	3	0	0	0.0	0.0	0	0	0	0	0	0	0	0	0	0	0	0	0	0	0	0	

SINGLE-GAME HIGHS: DEFENSIVE

- |                          |  |                                  |   |
|--------------------------|--|----------------------------------|---|
| <b>Total Tackles</b>     | 14 at Cincinnati Bengals, Sep 11, 2022<br>14 vs. Tennessee Titans, Dec 19, 2021                | <b>Tackles For Loss</b>          | 1 at Atlanta Falcons, Dec 04, 2022<br>1 vs. Denver Broncos, Oct 10, 2021<br>...4 more at 1. |
| <b>Solo Tackles</b>      | 12 vs. Tennessee Titans, Dec 19, 2021<br>10 at Cincinnati Bengals, Sep 11, 2022                | <b>Interceptions</b>             | 2 at Jacksonville Jaguars, Nov 22, 2020<br>2 vs. Miami Dolphins, Oct 28, 2019               |
| <b>Passes Defensed</b>   | 2 vs. New York Jets, Oct 02, 2022<br>2 vs. Baltimore Ravens, Dec 02, 2020<br>...7 more at 2.   | <b>Interception Return Yards</b> | 96 vs. Indianapolis Colts, Nov 03, 2019<br>50 at Minnesota Vikings, Dec 16, 2018            |
| <b>Forced Fumbles</b>    | 1 vs. Seattle Seahawks, Oct 17, 2021<br>1 at Baltimore Ravens, Nov 01, 2020<br>...2 more at 1. | <b>Special Teams Tackles</b>     | 1 vs. Baltimore Ravens, Sep 08, 2019<br>1 vs. Detroit Lions, Oct 21, 2018                   |
| <b>Fumble Recoveries</b> | 1 vs. Tennessee Titans, Dec 19, 2021<br>1 at Dallas Cowboys, Nov 08, 2020<br>...3 more at 1.   | <b>Longest Opp Fumble Return</b> | 43 vs. Los Angeles Rams, Nov 10, 2019<br>36 at Cincinnati Bengals, Nov 24, 2019             |

SINGLE-GAME HIGHS - POSTSEASON: DEFENSIVE

- |                      |   |                     |   |
|----------------------|---|---------------------|---|
| <b>Total Tackles</b> | 6 at Kansas City Chiefs, Jan 16, 2022<br>6 vs. Cleveland Browns, Jan 10, 2021 | <b>Solo Tackles</b> | 5 at Kansas City Chiefs, Jan 16, 2022<br>4 vs. Cleveland Browns, Jan 10, 2021 |
|----------------------|---|---------------------|---|

2022 GAME-BY-GAME REGULAR-SEASON STATISTICS (STEELERS)

DATE	OPPONENT	P/S	TACKLES							INTERCEPTIONS					O. FUMB			ST			MISC			W/L	SCORE			
			TK	S	A	SK	YDS	TFL	YDS	QBH	NO	YDS	LG	TD	PD	FF	FR	TD	YDS	TK	S	A	FF			FR	S	A
09/11	at Bengals	S	14	10	4	0.0	0.0	0	0	0	0	1	31	31	1	1	0	0	0	0	0	0	0	0	0	0	W	23-20+
09/18	Patriots	S	6	2	4	0.0	0.0	0	0	0	0	1	13	13	0	1	0	0	0	0	0	0	0	0	0	0	L	14-17
09/22	at Browns	S	4	2	2	0.0	0.0	0	0	0	0	0	0	0	0	0	0	0	0	0	0	0	0	0	0	L	17-29	
10/02	Jets	S	8	5	3	0.0	0.0	0	0	0	0	1	34	34	0	2	0	0	0	0	0	0	0	0	0	L	20-24	
10/09	at Bills	S	1	0	1	0.0	0.0	0	0	0	1	0	0	0	0	0	0	0	0	0	0	0	0	0	L	3-38		
10/16	Buccaneers		ON INACTIVE LIST																									
10/23	at Dolphins	S	6	4	2	0.0	0.0	0	0	0	0	0	0	0	0	1	0	0	0	0	0	0	0	0	0	L	10-16	
10/30	at Eagles	S	6	5	1	0.0	0.0	0	0	0	0	0	0	0	0	1	0	0	0	0	0	0	0	0	0	L	13-35	
11/13	Saints		ON INACTIVE LIST																									
11/20	Bengals	S	3	1	2	0.0	0.0	0	0	0	0	0	0	0	0	1	0	0	0	0	0	0	0	0	0	L	30-37	
11/28	at Colts	S	7	5	2	0.0	0.0	0	0	0	0	0	0	0	0	0	0	0	0	0	0	0	0	0	0	W	24-17	
12/04	at Falcons	S	7	5	2	0.0	0.0	1	4	0	0	1	16	16	0	1	0	0	0	0	0	0	0	0	0	W	19-16	
12/11	Ravens	S	11	6	5	0.0	0.0	0	0	0	0	0	0	0	0	0	0	0	0	0	0	0	0	0	0	L	14-16	
12/18	at Panthers	S	2	0	2	0.0	0.0	0	0	0	0	0	0	0	0	1	0	0	0	0	0	0	0	0	0	W	24-16	
12/24	Raiders	S	2	2	0	0.0	0.0	0	0	0	0	1	0	0	0	1	0	0	0	0	0	0	0	0	0	W	13-10	
01/01	at Ravens	S	9	4	5	0.0	0.0	0	0	0	0	1	0	0	0	1	0	0	0	0	0	0	0	0	0	W	16-13	
01/08	Browns	S	10	5	5	0.0	0.0	0	0	0	0	0	0	0	0	0	0	0	0	0	0	0	0	0	0	W	28-14	
<b>2022 TOTALS</b>		15-15	96	56	40	0.0	0.0	1	4	1	6	94	34	1	11	0	0	0	0	0	0	0	0	0	0	9-8		

+/- Overtime





88

**HEIGHT:** 6-5  
**WEIGHT:** 258  
**BORN:** October 25, 1998  
**COLLEGE:** Penn State

**BIRTHPLACE:** Merrimac, MA  
**HOW ACQUIRED:** D2 '21  
**NFL EXPERIENCE:** 3rd year

TIGHT END

**PAT FREIERMUTH**

(Freiermuth)

PRO CAREER

- ✦ Has played in 32 career games (17 starts)
- ✦ Has caught 123 passes for 1,229 yards and nine touchdowns
- ✦ His 123 receptions are the most by a tight end in franchise history over their first two years in the NFL and sixth-most by a tight end in NFL history over their first two years in the NFL
- ✦ Tenth tight end in NFL history to reach 100 career receptions in 25 games or less
- ✦ Reached 100 career receptions in his 25th game in the NFL, which is the 10th-fewest games needed to reach 100 receptions in NFL history
- ✦ Reached 1,000 receiving yards in his 26th career games, tied for the fastest by a tight end in franchise history (Eric Green)
- ✦ His 1,229 receiving yards are the most by a tight end in franchise history over their first two years in the NFL
- ✦ His nine TD catches are the third-most by a tight end in franchise history over their first two years in the NFL and tied for the ninth-most among tight ends since the start of the 2021 season
- ✦ Made NFL debut in Week 1 of 2021 (at Buffalo)
- ✦ Made NFL starting debut in Week 1 of 2021 (at Buffalo)

2022 (STEELERS)

- ✦ Played in 16 regular-season games (eight starts)
- ✦ Registered 63 receptions (second-best on the team) for 732 yards (third-best on the team) and two touchdowns
- ✦ His 63 receptions were sixth-most by a tight end in 2022 and fourth-most in a season by a tight end in franchise history
- ✦ His 732 receiving yards were sixth-most by a tight end in 2022 and fifth-most in a season by a tight end in franchise history
- ✦ One of four tight ends in the League in 2022 with at least five games of at least 75 yards receiving (Travis Kelce, 9; George Kittle, 5; Mark Andrews, 5)
- ✦ Opened the season with his first 75 yard performance on five receptions, including a 31-yard grab for the second longest of his career, in Week 1 at Cincinnati
- ✦ Reached a career-high 85 receiving yards on seven receptions in Week 4 vs. New York Jets
- ✦ Was inactive Week 6 vs. Tampa Bay due to a concussion
- ✦ Caught a team-high eight receptions for a team-high 75 yards, including a 21-yard reception on fourth down in the fourth quarter, in Week 7 at Miami
- ✦ Recorded a team-high eight catches for 79 yards, including a 27-yard grab, in Week 11 vs. Cincinnati
- ✦ Caught a career-long 57-yard reception in Week 13 at Atlanta, the third-longest reception by a tight end in 2022 and third-longest by a Pittsburgh tight end since 2000

2021 (STEELERS)

- ✦ Played in 16 of 17 games as a rookie with nine starts
- ✦ Led NFL rookie tight ends in TD receptions (seven) and ranked second in targets (79), receptions (60), receiving yards (497), yards after the catch (247) and first downs gained (34)
- ✦ His 60 receptions in 2021 are the most by a rookie tight end in franchise history and fifth-most by a rookie tight end in NFL history
- ✦ Became the fifth rookie tight end in NFL history with 60 or more receptions in a season
- ✦ His seven receiving TDs in 2021 nearly equaled the rest of the entire rookie TE class (nine) and are tied for the most by a rookie tight end in franchise history
- ✦ His seven TD receptions are tied for the fourth-most by a rookie tight end in NFL history
- ✦ Caught his first career touchdown on a four-yard pass from QB Ben Roethlisberger in the second quarter of Week 3 vs. Cincinnati
- ✦ Reached season highs in receptions (7) and receiving yards (58) in an overtime victory in Week 6 vs. Seattle
- ✦ Registered his first multi-touchdown performance with two in Week 9 vs. Chicago
- ✦ Was inactive Week 16 at Kansas City due to a concussion

TRANSACTIONS

- ✦ Signed a four-year contract with Pittsburgh on May 25, 2021
- ✦ Drafted by the Steelers in the second round (55th overall) in the 2021 NFL Draft



COLLEGE

- ✦ Played in 30 games (26 starts) at Penn State (2018-20)
- ✦ Owns the Penn State record for career TD receptions by a tight end with 16, passing Mike Gesicki (15; 2014-17)
- ✦ Finished career tied for eighth all-time at Penn State with 16 career TD receptions with O.J. McDuffie (1988-92)
- ✦ Tallied 1,185 career receiving yards to rank 26th overall and third among tight ends in program history
- ✦ Recorded 92 career receptions, tied for 20th all-time at Penn State
- ✦ Finished career catching a pass in 29 straight games, dating back to the Pitt game (9/8/18), a school-record among tight ends
- ✦ Became the 34th Nittany Lion and seventh Penn State tight end to accumulate 1,000 career receiving yards
- ✦ Nineteen career receptions of 20 or more yards
- ✦ Ranked tied for 14th in a season at Penn State and third among tight ends in TD receptions with seven
- ✦ Ranked second among Penn State tight ends and tied for 10th overall in season receiving TDs with eight in 2018
- ✦ Set the mark for most receiving touchdowns by a freshman tight end
- ✦ Named the 2020 Kwalick-Clark Big Ten Tight End of the Year, the first-ever Penn State tight end to win the award
- ✦ Earned first-team All-Big Ten by the coaches and second-team All-Big Ten by the media
- ✦ Started four games in 2020 before missing the rest of the season due to injury
- ✦ Team captain was third on the team in receptions (23) and yards (310)
- ✦ Two-time Coaching Staff Player of the Week (Indiana and Nebraska)
- ✦ Finished the season leading all Big Ten tight ends in receiving yards (310)
- ✦ Named AFCA second-team All-American in 2019
- ✦ Selected second-team All-American by The Athletic in 2019
- ✦ Fourth-team Phil Steele All-American in 2019
- ✦ Second-team All-Big Ten by the coaches and media in 2019
- ✦ Pro Football Focus first-team All-Big Ten in 2019
- ✦ Tabbed second-team All-Big Ten by the Associated Press in 2019
- ✦ Phil Steele first-team All-Big Ten in 2019
- ✦ Named the team's Most Valuable Offensive Player at the team's awards banquet in 2019
- ✦ Named John Mackey Award Tight End of the Week following the Michigan State game (10/26) in 2019
- ✦ Selected John Mackey Award Tight End of the Week following the Buffalo game (9/7)
- ✦ Team captain made 13 starts and caught 43 passes for 507 yards (both good for second on the team)
- ✦ Ranked seventh in the Big Ten with seven TD receptions, which ranked fourth among FBS tight ends

PERSONAL

- ✦ Five-year letterman at the Brooks School
- ✦ Team captain as a senior in 2017
- ✦ Helped the Bishops to the New England Preparatory School Athletic Council (NEPSAC) Class C Championship as a senior with a 7-2 record
- ✦ Claimed a first-team spot on USA Today's All-USA Massachusetts Football Team as a senior
- ✦ Named all state in 2016 as a linebacker
- ✦ Earned All-New England Class B as a junior and senior
- ✦ Chosen as NEPSAC Class C Player of the Year and ISL co-MVP
- ✦ Selected All-New England and All-HSL three times each
- ✦ Named to Boston Globe's All-Scholastics team as a senior
- ✦ Named to the Massachusetts High School Football Coaches Association All-State Super 26 Team as a linebacker in 2016
- ✦ Collected four Eagle Tribune All-Star honors in 2014, 2015, 2016, 2017
- ✦ Three-time Boston Herald All-Star (2015, 2016, 2017)
- ✦ Team MVP as a senior and caught 26 passes for 613 yards and seven TDs
- ✦ Tabbed a four-star recruit by all three major recruiting outlets – 247Sports, ESPN and Rivals
- ✦ Ranked as the No. 2 player in Massachusetts, No. 13 tight end and No. 323 overall prospect by 247Sports
- ✦ Ranked as the No. 289 overall prospect, No. 8 tight end, No. 1 in Massachusetts and No. 31 in the region by ESPN
- ✦ Ranked the 148 overall prospect in the country, No. 6 tight end and No. 1 player in Massachusetts by Rivals
- ✦ Full name is Patrick John Friermuth
- ✦ Son of Dianne and John Friermuth
- ✦ Has one brother, Tim, and one sister, Megan
- ✦ Father, John, played basketball at St. Anselm
- ✦ Brother, Tim, was an offensive lineman on the Springfield College football team
- ✦ Born Oct. 25, 1998 in Newburyport, Massachusetts

COMMUNITY SERVICE

- ✦ Provided a holiday shopping trip for kids from the North Hills area
- ✦ As a rookie, helped with Mike Tomlin's Thanksgiving distribution, distributed backpacks for a back to school event with the Charlie Batch Foundation, and packed nonperishables for Greater Pittsburgh Community Food Bank
- ✦ Served as the keynote speaker for the Brockway Youth Sports Luncheon

PAT FREIERMUTH'S NFL REGULAR SEASON RUSHING/RECEIVING STATISTICS

DATE	TEAM	GP	GS	RECEIVING					RUSHING				
				NO.	YDS.	AVG.	LG	TD	NO.	YDS.	AVG.	LG	TD
2021	Steelers	16	9	60	497	8.3	24	7	0	0	0.0	0	0
2022	Steelers	16	8	63	732	11.6	57	2	0	0	0.0	0	0
<b>NFL TOTALS</b>		<b>32</b>	<b>17</b>	<b>123</b>	<b>1,229</b>	<b>10.0</b>	<b>57</b>	<b>9</b>	<b>0</b>	<b>0</b>	<b>0.0</b>	<b>0</b>	<b>0</b>

PAT FREIERMUTH'S NFL POSTSEASON RUSHING/RECEIVING STATISTICS

DATE	TEAM	GP	GS	RECEIVING					RUSHING				
				NO.	YDS.	AVG.	LG	TD	NO.	YDS.	AVG.	LG	TD
2021	Steelers	1	1	4	25	6.3	9	0	0	0	0.0	0	0
<b>NFL TOTALS</b>		<b>1</b>	<b>1</b>	<b>4</b>	<b>25</b>	<b>6.3</b>	<b>9</b>	<b>0</b>	<b>0</b>	<b>0</b>	<b>0.0</b>	<b>0</b>	<b>0</b>

PAT FREIERMUTH'S NFL REGULAR SEASON RETURN STATISTICS

DATE	TEAM	KICKOFF RETURNS					PUNT RETURNS					
		RET.	YDS.	AVG.	LG	TD	NO.	FC	YDS.	AVG.	LG	TD
2021	Steelers	0	0	0.0	0	0	0	0	0	0.0	0	0
2022	Steelers	0	0	0.0	0	0	0	0	0	0.0	0	0
NFL TOTALS		0	0	0.0	0	0	0	0	0	0.0	0	0

PAT FREIERMUTH'S NFL POSTSEASON RETURN STATISTICS

DATE	TEAM	KICKOFF RETURNS					PUNT RETURNS					
		RET.	YDS.	AVG.	LG	TD	NO.	FC	YDS.	AVG.	LG	TD
2021	Steelers	0	0	0.0	0	0	0	0	0	0.0	0	0
NFL TOTALS		0	0	0.0	0	0	0	0	0	0.0	0	0

SINGLE-GAME HIGHS: RECEIVING

Receptions	8 vs. Cincinnati Bengals, Nov 20, 2022 8 at Miami Dolphins, Oct 23, 2022	Receiving TDs	2 vs. Chicago Bears, Nov 08, 2021 1 vs. Baltimore Ravens, Dec 11, 2022 ...6 more at 1.
Receiving Yards	85 vs. New York Jets, Oct 02, 2022 79 vs. Cincinnati Bengals, Nov 20, 2022	All-Purpose Yards	85 vs. New York Jets, Oct 02, 2022 79 vs. Cincinnati Bengals, Nov 20, 2022
Receiving Average	25.3 at Atlanta Falcons, Dec 04, 2022 15.0 at Cincinnati Bengals, Sep 11, 2022	Most TDs	2 vs. Chicago Bears, Nov 08, 2021 1 vs. Baltimore Ravens, Dec 11, 2022 ...6 more at 1.
Longest Receptions	57 at Atlanta Falcons, Dec 04, 2022 31 at Cincinnati Bengals, Sep 11, 2022	Miscellaneous Tackles	1 vs. Cleveland Browns, Jan 03, 2022

SINGLE-GAME HIGHS - POSTSEASON: RECEIVING

Receptions	4 at Kansas City Chiefs, Jan 16, 2022	Longest Receptions	9 at Kansas City Chiefs, Jan 16, 2022
Receiving Yards	25 at Kansas City Chiefs, Jan 16, 2022		8 at Kansas City Chiefs, Jan 16, 2022
Receiving Average	6.3 at Kansas City Chiefs, Jan 16, 2022		5 at Kansas City Chiefs, Jan 16, 2022 3 at Kansas City Chiefs, Jan 16, 2022
		All-Purpose Yards	25 at Kansas City Chiefs, Jan 16, 2022

2022 GAME-BY-GAME REGULAR-SEASON STATISTICS (STEELERS)

DATE	OPPONENT	P/S	RECEIVING					RUSHING					W/L	SCORE
			NO.	YDS.	AVG.	LG	TD	NO.	YDS.	AVG.	LG	TD		
09/11	at Bengals	S	5	75	15.0	31	0	0	0.0	0	0	0	W	23-20+
09/18	Patriots	S	4	22	5.5	8t	1	0	0	0.0	0	0	L	14-17
09/22	at Browns	S	2	41	20.5	26	0	0	0	0.0	0	0	L	17-29
10/02	Jets	S	7	85	12.1	24	0	0	0	0.0	0	0	L	20-24
10/09	at Bills	P	2	12	6.0	8	0	0	0	0.0	0	0	L	3-38
10/16	Buccaneers						ON INACTIVE LIST					W	20-18	
10/23	at Dolphins	P	8	75	9.4	21	0	0	0.0	0	0	0	L	10-16
10/30	at Eagles	P	4	57	14.3	21	0	0	0	0.0	0	0	L	13-35
11/13	Saints	S	4	36	9.0	12	0	0	0	0.0	0	0	W	20-10
11/20	Bengals	P	8	79	9.9	27	0	0	0	0.0	0	0	L	30-37
11/28	at Colts	P	3	39	13.0	17	0	0	0	0.0	0	0	W	24-17
12/04	at Falcons	S	3	76	25.3	57	0	0	0	0.0	0	0	W	19-16
12/11	Ravens	S	3	33	11.0	14	1	0	0	0.0	0	0	L	14-16
12/18	at Panthers	P	0	0	0.0	0	0	0	0	0.0	0	0	W	24-16
12/24	Raiders	S	7	66	9.4	17	0	0	0	0.0	0	0	W	13-10
01/01	at Ravens	P	3	36	12.0	20	0	0	0	0.0	0	0	W	16-13
01/08	Browns	P	0	0	0.0	0	0	0	0	0.0	0	0	W	28-14
2022 TOTALS		16-8	63	732	11.6	57	2	0	0	0.0	0	0	9-8	

+ - Overtime

2021 GAME-BY-GAME REGULAR-SEASON STATISTICS (STEELERS)

DATE	OPPONENT	P/S	RECEIVING					RUSHING					W/L/T	SCORE
			NO.	YDS.	AVG.	LG	TD	NO.	YDS.	AVG.	LG	TD		
09/12	at Bills	S	1	24	24.0	24	0	0	0	0.0	0	0	W	23-16
09/19	Raiders	S	4	36	9.0	14	0	0	0	0.0	0	0	L	17-26
09/26	Bengals	P	3	22	7.3	15	1	0	0	0.0	0	0	L	10-24
10/03	at Packers	S	1	11	11.0	11	0	0	0	0.0	0	0	L	17-27
10/10	Broncos	P	2	7	3.5	4	0	0	0	0.0	0	0	W	27-19
10/17	Seahawks	P	7	58	8.3	12	0	0	0	0.0	0	0	W	23-20+
10/31	at Browns	P	4	44	11.0	22	1	0	0	0.0	0	0	W	15-10
11/08	Bears	S	5	43	8.6	13	2	0	0	0.0	0	0	W	29-27
11/14	Lions	S	5	31	6.2	10	0	0	0	0.0	0	0	T	16-16
11/21	at Chargers	S	4	11	2.8	5t	1	0	0	0.0	0	0	L	37-41
11/28	at Bengals	S	4	40	10.0	15t	1	0	0	0.0	0	0	L	10-41
12/05	Ravens	S	3	26	8.7	17	0	0	0	0.0	0	0	W	20-19
12/09	at Vikings	P	2	32	16.0	17	1	0	0	0.0	0	0	L	28-36
12/19	Titans	S	4	37	9.3	14	0	0	0	0.0	0	0	W	19-13
12/26	at Chiefs							ON INACTIVE LIST					L	10-36
01/03	Browns	P	5	22	4.4	12	0	0	0	0.0	0	0	W	26-14
01/09	at Ravens	P	6	53	8.8	14	0	0	0	0.0	0	0	W	16-13+
<b>2021 TOTALS</b>		<b>16-9</b>	<b>60</b>	<b>497</b>	<b>8.3</b>	<b>24</b>	<b>7</b>	<b>0</b>	<b>0</b>	<b>0.0</b>	<b>0</b>	<b>0</b>	<b>9-7-1</b>	

+ - Overtime



44

LINEBACKER

MARKUS GOLDEN

HEIGHT: 6-3  
 WEIGHT: 260  
 BORN: March 13, 1991  
 COLLEGE: Missouri  
 BIRTHPLACE: St. Louis, MO  
 HOW ACQUIRED: FA '23  
 NFL EXPERIENCE: 9th year

PRO CAREER

- ✦ Has played in 111 games (68 starts) over his eight-year NFL career (Arizona 2015-18, 2020-22; N.Y. Giants 2019-20)
- ✦ Registered 323 tackles (206 solo), 47.0 sacks, 130 quarterback hits, 62 tackles for loss, one interception, seven passes defended, 11 forced fumbles and five fumble recoveries
- ✦ His 47.0 career sacks are tied for the 23rd-most of any active NFL player
- ✦ Made NFL debut in Week 1 of 2015 (vs. New Orleans)
- ✦ Made NFL starting debut in Week 6 of 2015 (at Pittsburgh)
- ✦ Recorded 48 tackles, 11.0 sacks, 10 tackles for loss, 19 quarterback hits, four forced fumbles (three strip sacks) and two fumble recoveries in 2021
- ✦ Joined NFL Defensive Player of the Year T.J. Watt as the only players in the NFL with 10 or more sacks, four or more forced fumbles and two or more fumble recoveries in 2021
- ✦ Registered 2.0+ sacks in a game three times in 2021
- ✦ Recorded four such games in his first six NFL seasons combined (2015-20)
- ✦ The 2021 season was Golden's third with 10.0 or more sacks and his second as a member of the Cardinals (12.5 in 2016)
- ✦ Dating back to 2016, only Pro Bowl pass rushers Chandler Jones (5), Myles Garrett (4), Joey Bosa (4), Cameron Jordan (4) and T.J. Watt (4) have more seasons with 10.0 or more sacks
- ✦ Set single-season career highs in tackles (72) and QB hits (27) while leading the Giants with 10.0 sacks during his first season with New York in 2019
- ✦ Had career highs with 12.5 sacks (tied for third in the NFL), 16 tackles for loss and four forced fumbles during breakout campaign with the Cardinals in 2016

2022 (CARDINALS)

- ✦ Played in all 17 regular-season games (14 starts)
- ✦ Registered 48 tackles (22 solo), 2.5 sacks, 20 quarterback hits and seven tackles for loss
- ✦ Recorded four tackles, including one for loss, at Carolina in Week 4
- ✦ Recorded eight tackles with a sack, two tackles for loss and a quarterback hit in his 100th career NFL game at Seattle in Week 6
- ✦ Recorded four tackles, two quarterback hits and one tackle for loss at Minnesota in Week 8
- ✦ Registered six tackles, 0.5 sacks, four quarterback hits and one tackle for loss vs. Seattle in Week 9
- ✦ Recorded seven tackles, 1.0 sack, one tackle for loss and one quarterback hit at Denver in Week 14

2021 (CARDINALS)

- ✦ Saw action in 16 regular-season games (five starts) and led the team with 11.0 sacks while adding 48 tackles (33 solo), 10 tackles for loss, 19 quarterback hits, four forced fumbles and two fumble recoveries
- ✦ Tied for 11th in the NFL in sacks, tied for seventh in forced fumbles and tied for eighth in fumble recoveries
- ✦ Recorded three tackles, 1.0 sack and a forced fumble for a defense that held Minnesota to just three second half points in Week 2
- ✦ Registered two tackles, 1.0 sack, one tackle for loss and two quarterback hits at Jacksonville in Week 3
- ✦ Tallied five tackles, 2.0 sacks, two quarterback hits, one tackle for loss and one forced fumble at Cleveland in Week 6
- ✦ Joined Steelers LB T.J. Watt as the only NFL players with at least 4.0 sacks and three forced fumbles through six games
- ✦ Registered three tackles (two solo), 2.0 sacks, one tackle for loss, three quarterback hits, one forced fumble and one fumble recovery for a defense that held the Texans to just 42 rushing yards and shut them out in the second half vs. Houston in Week 7
- ✦ His fumble and own recovery resulted in an Arizona TD on the ensuing drive
- ✦ Recorded five tackles (two solo) and two quarterback hits vs. Green Bay in Week 8
- ✦ Registered five tackles (three solo), a career-high 3.0 sacks, three tackles for loss and three quarterback hits for a defense that held the NFL's 10th-ranked rushing offense to just 39 yards on 11 carries at San Francisco in Week 9
- ✦ Recorded three solo tackles and added 1.0 sack, two tackles for loss and one quarterback hit for a defense that held the Seahawks to just 13 points and has allowed 20 or fewer points an NFL-leading eight games through Week 11
- ✦ Reached 10.0 sacks, marking his third career season with 10.0+ sacks and his second with the Cardinals (2016)
- ✦ Registered eight tackles (all solo), 1.0 sack, two tackles for loss and two quarterback hits at Detroit in Week 14

2020 (GIANTS/CARDINALS)

- ✦ Played nine regular-season games (eight starts) with Arizona and recorded 25 tackles, four tackles for loss, 3.0 sacks, 15 quarterback hits, one interception, one forced fumble and one fumble recovery after being acquired by the Cardinals in a Week 7 trade with the N.Y. Giants
- ✦ Registered 10 tackles, 1.5 sacks, two tackles for loss, six quarterback hits and one pass defended in seven games (one start) for the Giants
- ✦ Recorded three tackles, 0.5 sacks and two quarterback hits at Dallas in Week 5
- ✦ Registered five tackles, 1.0 sack and one pass defended in his return to Arizona vs. Miami in Week 9
- ✦ Recorded a team-high three quarterback hits on Thursday Night Football at Seattle in Week 11
- ✦ Registered three tackles, one tackle for loss and his first career interception at New England in Week 12
- ✦ Posted three QB hits and two solo tackles, including a third-down stop to force a field goal in the third quarter vs. L.A. Rams in Week 13
- ✦ Tallied two tackles, 1.0 sack, one quarterback hit, one forced fumble and one fumble recovery at N.Y. Giants in Week 14
- ✦ Registered five tackles, one tackle for loss and one quarterback hit vs. Philadelphia in Week 15

2019 (GIANTS)

- ✦ Started all 16 regular-season games and led the Giants with 10.0 sacks while setting career highs in tackles (72) and quarterback hits (27)
- ✦ First Giants player with double-digit sacks since Jason Pierre-Paul (12.5 in 2014) and the first Giants LB to accomplish the feat since Lawrence Taylor had 10.5 in 1990
- ✦ Totaled six tackles, 1.0 sack and two quarterback hits vs. Buffalo in Week 2
- ✦ Tallied five tackles, 2.0 sacks and four quarterback hits at Tampa Bay in Week 3
- ✦ Returned a Tom Brady fumble 42 yards for his first career TD at New England in Week 6
- ✦ Registered three tackles, 0.5 sacks, one quarterback hit and one fumble recovery against the Patriots
- ✦ Recorded four tackles, 1.0 sack, two tackles for loss and two quarterback hits at N.Y. Jets in Week 10
- ✦ Collected four tackles, matched a career-high with three tackles for loss and sacked QB Mitch Trubisky on third-and-10 to force a punt at Chicago in Week 12
- ✦ Recorded a season-high eight tackles and one quarterback vs. Green Bay in Week 13
- ✦ Recorded a season-high four quarterback hits and sacked QB Carson Wentz for a 12-yard loss on third-and-13 to end the Eagles opening possession at Philadelphia in Week 14

2018 (CARDINALS)

- ✦ Played in, and started, 11 regular-season games
- ✦ Registered 30 tackles (25 solo), five tackles for loss, 2.5 sacks, two passes defended and six quarterback hits
- ✦ Returned to the starting lineup vs. Chicago in Week 3 after missing 14 games due to a knee injury suffered the previous season

2017 (CARDINALS)

- ✦ Started the first four games of the season and registered 11 tackles, one tackle for loss and four quarterback hits before suffering a season-ending knee injury
- ✦ Registered four tackles and a quarterback hit at Indianapolis in Week 2
- ✦ Recorded three tackles, one for loss and three quarterback hits vs. Dallas in Week 3

2016 (CARDINALS)

- ✦ Played in all 16 regular-season games (three starts) and tied for third in the NFL with a career-high and team-leading 12.5 sacks
- ✦ Led the team with 16 tackles for loss and tied for the team lead with four forced fumbles
- ✦ First player in franchise history with at least one sack in each of the first five games of a season and finished the year with at least one sack in each of the final four contests
- ✦ Combined with Chandler Jones (11.0) to become the Cardinals' first double-digit sacks duo since 1984 and just the third in franchise history
- ✦ Registered 51 tackles (41 solo), one pass defended, one fumble recovery and 22 quarterback hits
- ✦ Recorded two tackles, one for loss, 1.0 sack and one forced fumble of Jimmy Garoppolo in the second quarter that led to a Cardinals' touchdown vs. New England in Week 1
- ✦ Collected two tackles, one for loss and 1.0 sack vs. L.A. Rams in Week 4
- ✦ Registered at least 1.0 sack in his fourth straight game, joining Chandler Jones as the only players in team history with a sack in each of a season's first four games
- ✦ Recorded a career-high 10 tackles and 2.0 sacks while adding two tackles for loss and three quarterback hits at San Francisco in Week 5
- ✦ First player in team history with at least 1.0 sack in each of first five games of a season
- ✦ First player with 10.0+ sacks in a season for the Cardinals since John Abraham (11.5 in 2013)
- ✦ Registered a career-best 2.5 sacks, a team-high three tackles for loss, three quarterback hits, one pass defended and one forced fumble at L.A. Rams in Week 17

2015 (CARDINALS)

- ✦ Played in 15 regular-season games (six starts) and registered 30 tackles (20 solo), 4.0 sacks, 12 quarterback hits, four tackles for loss, two forced fumbles and one special teams tackle
- ✦ Started both playoff games and had 10 tackles and one quarterback hit
- ✦ Recorded three tackles in his NFL debut vs. New Orleans in Week 1
- ✦ Registered two tackles and his first career sack at Chicago in Week 2
- ✦ Made first career start and recorded a season-high six tackles, including two for loss at Pittsburgh in Week 6
- ✦ Notched three tackles, one for loss and contributed 0.5 sacks to the Cardinals third-best single-game sacks total (9.0) in franchise history vs. Green Bay in Week 16
- ✦ Marked the team's most sacks in a game since recording 10.0 at Philadelphia in 1986
- ✦ Registered three tackles and one quarterback hit in the Divisional Playoff vs. Green Bay
- ✦ Recorded seven tackles, including one for loss, in NFC Championship Game at Carolina

TRANSACTIONS

- ✦ Signed a one-year contract with Pittsburgh on May 24, 2023
- ✦ Released by Arizona on March 10, 2023
- ✦ Signed a one-year contract extension with the Cardinals on Sept. 9, 2022
- ✦ Signed a two-year contract with Arizona on March 18, 2021
- ✦ Traded to the N.Y. Giants on Oct. 23, 2020 for a sixth-round pick (201st overall, Rodarius Williams) in the 2021 NFL Draft
- ✦ Signed a one-year contract with the Giants on March 14, 2019
- ✦ Signed a four-year contract with the Cardinals on May 14, 2015
- ✦ Drafted by Arizona in the second round (58th overall) in the 2015 NFL Draft

COLLEGE

- ✦ In three seasons at Missouri (2012-14), appeared in 39 games (13 starts) and registered 143 tackles, 33 tackles for loss, 16.5 sacks, five forced fumbles, five fumble recoveries and one interception
- ✦ Returned a fumble recovery 30 yards for a TD (2014) and his only career interception 70 yards for a TD (2013)
- ✦ Voted a team co-captain by his teammates as a senior in 2014
- ✦ Started 13 games and earned second-team All-SEC honors from the league's coaches and was an Associated Press honorable mention All-SEC selection as well
- ✦ Registered 78 tackles, 20 tackles for loss, 10.0 sacks, three forced fumbles, three fumble recoveries and 12 quarterback hurries in 2014
- ✦ Earned MVP honors at the Citrus Bowl with a game-high 10 tackles, four tackles for loss, one forced fumble and 1.5 sacks
- ✦ Led Missouri's defensive lineman with 55 tackles in 2013, adding 13 tackles for loss and 6.5 sacks with eight passes defended
- ✦ Appeared in all 12 games in 2012, playing primarily on special teams in his first season with Missouri after transferring from Hutchinson Junior College
- ✦ Recorded 90 tackles, 26 for loss, 10.0 sacks, five forced fumbles and a pair of interceptions as a freshman at Hutchinson JC in 2010

PERSONAL

- Record-setting running back and linebacker at Affton (St. Louis, Mo.) High School
- As a senior in 2011, ran for a record 2,264 yards and 30 TDs while collecting 108 tackles and 10.0 sacks
- Registered a school-record 168 tackles and 16.0 sacks as a junior in 2010, while rushing for 1,139 yards and 16 TDs
- Team captain each of his final two years
- His high school number (#2) was retired in May 2015
- Hosted his fifth annual free youth football camp in his hometown of St. Louis in June of 2023

REGULAR SEASON COMPARISON: DEFENSIVE - SAN FRANCISCO 49ERS

DATE	OPP	W/L	GP/GS	TOT	TACKLES			SACK	YDS.	INT	TFL	PD	QBH	TD	MISC		
					SOLO	ASST	ASST								FF	FR	FR
9/27/15	ARZ vs. SF	W	P	1	1	1	0	0.0	0.0	0	0	0	0	0	0	0	
11/29/15	ARZ @ SF	W	P	2	1	1	1	0.5	3.5	0	0	0	1	0	0	0	
10/6/16	ARZ @ SF	W	S	10	7	3	2	0.0	12.5	0	2	0	3	0	0	0	
11/13/16	ARZ vs. SF	W	P	2	2	0	0	0.0	0.0	0	0	0	2	0	0	0	
10/1/17	ARZ vs. SF	W	S	3	3	0	0	0.0	0.0	0	0	0	0	0	0	0	
10/28/18	ARZ vs. SF	W	S	7	7	0	1	1.0	8.0	0	2	1	1	0	0	0	
9/27/20	NYG vs. SF	L	P	2	0	2	0	0.0	0.0	0	0	0	1	0	0	0	
12/26/20	NYG vs. SF	L	S	2	1	0	0	0.0	0.0	0	0	0	1	0	0	0	
10/10/21	ARZ vs. SF	W	P	3	2	1	0	0.0	0.0	0	0	0	0	0	0	0	
11/7/21	ARZ @ SF	W	P	5	3	2	3	3.0	14.0	0	3	0	3	0	0	0	
11/21/22	ARZ vs. SF	L	P	1	1	0	0	0.0	0.0	0	0	0	1	0	0	0	
1/8/23	ARZ @ SF	L	S	2	0	2	0	0.0	0.0	0	0	0	1	0	0	0	
TOTALS		8/4	12/5	40	28	12	6.5	38.0	0	7	1	14	0	0	0	0	

MARKUS GOLDEN'S NFL REGULAR SEASON DEFENSIVE STATISTICS

DATE	TEAM	GP	GS	TK	S	A	TACKLES			INTERCEPTIONS				O. FUMB			ST			MISC					
							TFL	YDS	SK	NO	YDS	LG	TD	PD	FF	FR	TD	YDS	TK	S	A	FF	FR	S	A
2015	Cardinals	15	6	30	20	10	4	11	4.0	29.0	12	0	0	0	2	0	0	1	1	0	0	0	0	0	0
2016	Cardinals	16	3	51	41	10	16	93	12.5	96.5	22	0	0	0	1	4	1	0	20	0	0	0	0	0	0
2017	Cardinals	4	4	11	11	0	1	8	0.0	0.0	4	0	0	0	0	0	0	0	0	0	0	0	0	0	0
2018	Cardinals	11	11	30	25	5	5	14	2.5	17.0	6	0	0	0	2	0	0	0	0	0	0	0	0	0	0
2019	Giants	16	16	72	37	35	13	60	10.0	71.5	27	0	0	0	0	1	1	42	0	0	0	0	0	0	0
2020	Giants	7	1	10	4	6	2	10	1.5	8.5	6	0	0	0	1	0	0	0	0	0	0	0	0	0	0
2020	Cardinals	9	8	23	13	10	4	32	3.0	25.0	14	1	1	1	0	2	1	1	0	30	0	0	0	0	0
2020	TOTAL	16	9	33	17	16	6	42	4.5	33.5	20	1	1	1	0	3	1	1	0	30	0	0	0	0	0
2021	Cardinals	16	5	48	33	15	10	57	11.0	50.0	19	0	0	0	1	4	2	0	0	0	0	0	0	0	0
2022	Cardinals	17	14	48	22	26	7	21	2.5	14.5	20	0	0	0	0	0	0	0	0	0	0	0	0	0	0
NFL TOTALS		111	68	323	206	117	62	306	47.0	312.0	130	1	1	1	0	7	11	5	1	92	1	1	0	0	0

MARKUS GOLDEN'S NFL POSTSEASON DEFENSIVE STATISTICS

DATE	TEAM	GP	GS	TK	S	A	TACKLES			INTERCEPTIONS				O. FUMB			ST			MISC					
							TFL	YDS	SK	NO	YDS	LG	TD	PD	FF	FR	TD	YDS	TK	S	A	FF	FR	S	A
2015	Cardinals	2	2	10	4	6	1	1	0.0	0.0	1	0	0	0	0	0	0	0	0	0	0	0	0	0	0
2021	Cardinals	1	0	3	2	1	1	7	1.0	7.0	1	0	0	0	0	0	0	0	0	0	0	0	0	0	0
NFL TOTALS		3	2	13	6	7	2	8	1.0	7.0	2	0	0	0	0	0	0	0	0	0	0	0	0	0	0

SINGLE-GAME HIGHS: DEFENSIVE

- Total Tackles: 10 at San Francisco 49ers, Oct 06, 2016; 8 at Seattle Seahawks, Oct 16, 2022; ...2 more at 8.
- Solo Tackles: 8 at Detroit Lions, Dec 19, 2021; 7 vs. San Francisco 49ers, Oct 28, 2018; ...1 more at 7.
- Sacks: 3.0 at San Francisco 49ers, Nov 07, 2021; 2.5 at Los Angeles Rams, Jan 01, 2017.
- Passes Defensed: 1 at Tennessee Titans, Sep 12, 2021; 1 at New England Patriots, Nov 29, 2020; ...5 more at 1.
- Forced Fumbles: 1 vs. Houston Texans, Oct 24, 2021; 1 at Cleveland Browns, Oct 17, 2021; ...9 more at 1.
- Fumble Recoveries: 1 vs. Houston Texans, Oct 24, 2021; 1 at Tennessee Titans, Sep 12, 2021; ...3 more at 1.
- Tackles For Loss: 3 at San Francisco 49ers, Nov 07, 2021; 3 at Chicago Bears, Nov 24, 2019; ...1 more at 3.
- Interceptions: 1 at New England Patriots, Nov 29, 2020.
- Interception Return Yards: 1 at New England Patriots, Nov 29, 2020.
- Special Teams Tackles: 1 vs. St. Louis Rams, Oct 04, 2015.
- Longest Opp Fumble Return: 42 at New England Patriots, Oct 10, 2019; 30 at New York Giants, Dec 13, 2020.

SINGLE-GAME HIGHS - POSTSEASON: DEFENSIVE

- Total Tackles: 7 at Carolina Panthers, Jan 24, 2016; 3 at Los Angeles Rams, Jan 17, 2022; 3 vs. Green Bay Packers, Jan 16, 2016.
- Solo Tackles: 2 at Los Angeles Rams, Jan 17, 2022; 2 at Carolina Panthers, Jan 24, 2016; 2 vs. Green Bay Packers, Jan 16, 2016.
- Sacks: 1.0 at Los Angeles Rams, Jan 17, 2022.
- Tackles For Loss: 1 at Los Angeles Rams, Jan 17, 2022; 1 at Carolina Panthers, Jan 24, 2016.

2022 GAME-BY-GAME REGULAR-SEASON STATISTICS (CARDINALS)

DATE	OPPONENT	P/S	TACKLES							INTERCEPTIONS				O. FUMB			ST				MISC		W/L	SCORE			
			TK	S	A	SK	YDS	TFL	YDS	QBH	NO	YDS	LG	TD	PD	FF	FR	TD	YDS	TK	S	A			FF	FR	S
09/11	Chiefs	S	1	1	0	0.0	0.0	0	0	2	0	0	0	0	0	0	0	0	0	0	0	0	0	0	0	L	21-44
09/18	at Raiders	S	2	0	2	0.0	0.0	0	0	1	0	0	0	0	0	0	0	0	0	0	0	0	0	0	0	W	29-23+
09/25	Rams	S	1	1	0	0.0	0.0	0	0	2	0	0	0	0	0	0	0	0	0	0	0	0	0	0	0	L	12-20
10/02	at Panthers	S	4	2	2	0.0	0.0	1	2	0	0	0	0	0	0	0	0	0	0	0	0	0	0	0	0	W	26-16
10/09	Eagles	S	0	0	0	0.0	0.0	0	0	0	0	0	0	0	0	0	0	0	0	0	0	0	0	0	0	L	17-20
10/16	at Seahawks	S	8	4	4	1.0	6.0	2	7	1	0	0	0	0	0	0	0	0	0	0	0	0	0	0	0	L	9-19
10/20	Saints	P	2	1	1	0.0	0.0	0	0	1	0	0	0	0	0	0	0	0	0	0	0	0	0	0	0	W	42-34
10/30	at Vikings	P	4	2	2	0.0	0.0	1	2	2	0	0	0	0	0	0	0	0	0	0	0	0	0	0	0	L	26-34
11/06	Seahawks	S	6	3	3	0.5	2.5	1	0	4	0	0	0	0	0	0	0	0	0	0	0	0	0	0	0	L	21-31
11/13	at Rams	S	2	0	2	0.0	0.0	0	0	1	0	0	0	0	0	0	0	0	0	0	0	0	0	0	0	W	27-17
11/21	49ers	P	1	1	0	0.0	0.0	0	0	1	0	0	0	0	0	0	0	0	0	0	0	0	0	0	0	L	10-38
11/27	Chargers	S	1	0	1	0.0	0.0	0	0	2	0	0	0	0	0	0	0	0	0	0	0	0	0	0	0	L	24-25
12/12	Patriots	S	2	1	1	0.0	0.0	1	4	0	0	0	0	0	0	0	0	0	0	0	0	0	0	0	0	L	13-27
12/18	at Broncos	S	7	5	2	1.0	6.0	1	6	2	0	0	0	0	0	0	0	0	0	0	0	0	0	0	0	L	15-24
12/25	Buccaneers	S	4	0	4	0.0	0.0	0	0	0	0	0	0	0	0	0	0	0	0	0	0	0	0	0	0	L	16-19+
01/01	at Falcons	S	1	1	0	0.0	0.0	0	0	0	0	0	0	0	0	0	0	0	0	0	0	0	0	0	0	L	19-20
01/08	at 49ers	S	2	0	2	0.0	0.0	0	0	1	0	0	0	0	0	0	0	0	0	0	0	0	0	0	0	L	13-38
2022 TOTALS			17-14	48	22	26	2.5	14.5	7	21	20	0	0	0	0	0	0	0	0	0	0	0	0	0	0	4-13	

+ - Overtime

2021 GAME-BY-GAME REGULAR-SEASON STATISTICS (CARDINALS)

DATE	OPPONENT	P/S	TACKLES							INTERCEPTIONS				O. FUMB			ST				MISC		W/L	SCORE			
			TK	S	A	SK	YDS	TFL	YDS	QBH	NO	YDS	LG	TD	PD	FF	FR	TD	YDS	TK	S	A			FF	FR	S
09/12	at Titans	P	1	0	1	0.0	0.0	0	0	0	0	0	0	0	1	0	1	0	0	0	0	0	0	0	0	W	38-13
09/19	Vikings	P	3	2	1	1.0	2.0	0	0	0	0	0	0	0	0	1	0	0	0	0	0	0	0	0	0	W	34-33
09/26	at Jaguars	P	2	1	1	1.0	6.0	1	6	2	0	0	0	0	0	0	0	0	0	0	0	0	0	0	0	W	31-19
10/03	at Rams	S	2	2	0	0.0	0.0	0	0	1	0	0	0	0	0	1	0	0	0	0	0	0	0	0	0	W	37-20
10/10	49ers	P	3	2	1	0.0	0.0	0	0	0	0	0	0	0	0	0	0	0	0	0	0	0	0	0	0	W	17-10
10/17	at Browns	S	5	4	1	2.0	6.0	1	6	2	0	0	0	0	0	1	0	0	0	0	0	0	0	0	0	W	37-14
10/24	Texans	S	3	2	1	2.0	17.0	1	9	3	0	0	0	0	0	1	1	0	0	0	0	0	0	0	0	W	31-5
10/28	Packers	S	5	2	3	0.0	0.0	0	0	2	0	0	0	0	0	0	0	0	0	0	0	0	0	0	0	L	21-24
11/07	at 49ers	P	5	3	2	3.0	14.0	3	14	3	0	0	0	0	0	0	0	0	0	0	0	0	0	0	0	W	31-17
11/14	Panthers	P	1	1	0	0.0	0.0	0	0	1	0	0	0	0	0	0	0	0	0	0	0	0	0	0	0	L	10-34
11/21	at Seahawks	S	3	3	0	1.0	5.0	2	19	1	0	0	0	0	0	0	0	0	0	0	0	0	0	0	0	W	23-13
12/05	at Bears	P	2	0	2	0.0	0.0	0	0	0	0	0	0	0	0	0	0	0	0	0	0	0	0	0	0	W	33-22
12/13	Rams	P	0	0	0	0.0	0.0	0	0	1	0	0	0	0	0	0	0	0	0	0	0	0	0	0	0	L	23-30
12/19	at Lions	P	8	8	0	1.0	0.0	2	3	2	0	0	0	0	0	0	0	0	0	0	0	0	0	0	0	L	12-30
12/25	Colts	P	2	1	1	0.0	0.0	0	0	1	0	0	0	0	0	0	0	0	0	0	0	0	0	0	0	L	16-22
01/02	at Cowboys										RESERVE/COVID-19													W	25-22		
01/09	Seahawks	P	3	2	1	0.0	0.0	0	0	0	0	0	0	0	0	0	0	0	0	0	0	0	0	0	0	L	30-38
2021 TOTALS			16-5	48	33	15	11.0	50.0	10	57	19	0	0	0	0	1	4	2	0	0	0	0	0	0	0	11-6	

2020 GAME-BY-GAME REGULAR-SEASON STATISTICS (GIANTS/CARDINALS)

DATE	OPPONENT	P/S	TACKLES							INTERCEPTIONS				O. FUMB			ST				MISC		W/L	SCORE			
			TK	S	A	SK	YDS	TFL	YDS	QBH	NO	YDS	LG	TD	PD	FF	FR	TD	YDS	TK	S	A			FF	FR	S
09/14	Steelers	P	2	2	0	0.0	0.0	1	5	0	0	0	0	0	0	0	0	0	0	0	0	0	0	0	0	L	16-26
09/20	at Bears	P	1	0	1	0.0	0.0	0	0	0	0	0	0	0	0	0	0	0	0	0	0	0	0	0	0	L	13-17
09/27	49ers	P	2	0	2	0.0	0.0	0	0	1	0	0	0	0	0	0	0	0	0	0	0	0	0	0	0	L	9-36
10/04	at Rams	P	1	0	1	0.0	0.0	0	0	0	0	0	0	0	0	0	0	0	0	0	0	0	0	0	0	L	9-17
10/11	at Cowboys	P	3	1	2	0.5	3.5	0	0	2	0	0	0	0	0	0	0	0	0	0	0	0	0	0	0	L	34-37
10/18	Football Team	S	0	0	0	0.0	0.0	0	0	1	0	0	0	0	1	0	0	0	0	0	0	0	0	0	0	W	20-19
10/22	at Eagles	P	1	1	0	1.0	5.0	1	5	2	0	0	0	0	0	0	0	0	0	0	0	0	0	0	0	L	21-22
11/08	Dolphins	P	5	2	3	1.0	6.0	1	6	1	0	0	0	0	1	0	0	0	0	0	0	0	0	0	0	L	31-34
11/15	Bills	S	1	0	1	0.0	0.0	0	0	1	0	0	0	0	0	0	0	0	0	0	0	0	0	0	0	W	32-30
11/19	at Seahawks	S	0	0	0	0.0	0.0	0	0	3	0	0	0	0	0	0	0	0	0	0	0	0	0	0	0	L	21-28
11/29	at Patriots	S	3	2	1	0.0	0.0	1	8	0	1	1	1	0	1	0	0	0	0	0	0	0	0	0	0	L	17-20
12/06	Rams	S	2	2	0	0.0	0.0	0	0	3	0	0	0	0	0	0	0	0	0	0	0	0	0	0	0	L	28-38
12/13	at Giants	S	2	2	0	1.0	11.0	0	0	1	0	0	0	0	0	1	1	0	30	0	0	0	0	0	0	W	26-7
12/20	Eagles	S	5	2	3	0.0	0.0	1	10	1	0	0	0	0	0	0	0	0	0	0	0	0	0	0	0	W	33-26
12/26	49ers	S	2	1	1	0.0	0.0	0	0	1	0	0	0	0	0	0	0	0	0	0	0	0	0	0	0	L	12-20
01/03	at Rams	S	3	2	1	1.0	8.0	1	8	3	0	0	0	0	0	0	0	0	0	0	0	0	0	0	0	L	7-18
2020 TOTALS			16-9	33	17	16	4.5	33.5	6	42	20	1	1	1	0	3	1	1	0	30	0	0	0	0	0	4-12	

Went from Giants to Cardinals.





2015 GAME-BY-GAME REGULAR-SEASON STATISTICS (CARDINALS)

DATE	OPPONENT	P/S	TACKLES							INTERCEPTIONS				O. FUMB			ST				MISC		W/L	SCORE				
			TK	S	A	SK	YDS	TFL	YDS	QBH	NO	YDS	LG	TD	PD	FF	FR	TD	YDS	TK	S	A			FF	FR	S	A
09/13	Saints	P	3	1	2	0.0	0.0	0	0	1	0	0	0	0	0	0	0	0	0	0	0	0	0	0	0	0	W	31-19
09/20	at Bears	P	1	0	1	0.5	5.0	0	0	1	0	0	0	0	0	0	0	0	0	0	0	0	0	0	0	0	W	48-23
09/27	49ers	P	1	1	0	0.0	0.0	0	0	0	0	0	0	0	0	0	0	0	0	0	0	0	0	0	0	W	47-7	
10/04	Rams	P	2	1	1	0.5	3.5	0	0	1	0	0	0	0	0	0	0	0	0	0	0	0	0	0	0	L	22-24	
10/11	at Lions	P	1	1	0	0.0	0.0	0	0	2	0	0	0	0	0	0	0	0	0	0	0	0	0	0	0	W	42-17	
10/18	at Steelers	S	6	4	2	0.0	0.0	2	2	0	0	0	0	0	0	0	0	0	0	0	0	0	0	0	0	L	13-25	
10/26	Ravens	S	0	0	0	0.0	0.0	0	0	0	0	0	0	0	0	0	0	0	0	0	0	0	0	0	0	W	26-18	
11/01	at Browns	S	1	1	0	0.0	0.0	1	8	1	0	0	0	0	0	0	0	0	0	0	0	0	0	0	0	W	34-20	
11/15	at Seahawks	P	0	0	0	0.0	0.0	0	0	1	0	0	0	0	0	0	0	0	0	0	0	0	0	0	0	W	39-32	
11/22	Bengals	P	3	3	0	1.0	7.0	0	0	1	0	0	0	0	0	1	0	0	0	0	0	0	0	0	0	W	34-31	
11/29	at 49ers	P	2	1	1	0.5	3.5	0	0	1	0	0	0	0	0	0	0	0	0	0	0	0	0	0	0	W	19-13	
12/06	at Rams	S	1	1	0	0.0	0.0	0	0	0	0	0	0	0	0	0	0	0	0	0	0	0	0	0	0	W	27-3	
12/10	Vikings	S	2	2	0	0.0	0.0	0	0	0	0	0	0	0	0	0	0	0	0	0	0	0	0	0	0	W	23-20	
12/20	at Eagles	P	4	3	1	1.0	6.0	0	0	2	0	0	0	0	0	1	0	0	0	0	0	0	0	0	0	W	40-17	
12/27	Packers	S	3	1	2	0.5	4.0	1	1	1	0	0	0	0	0	0	0	0	0	0	0	0	0	0	0	W	38-8	
01/03	Seahawks										[LEGACY] INJURED/DID NOT PLAY														L	6-36		
2015 TOTALS			15-6	30	20	10	4.0	29.0	4	11	12	0	0	0	0	0	2	0	0	0	0	1	1	0	0	0	13-3	

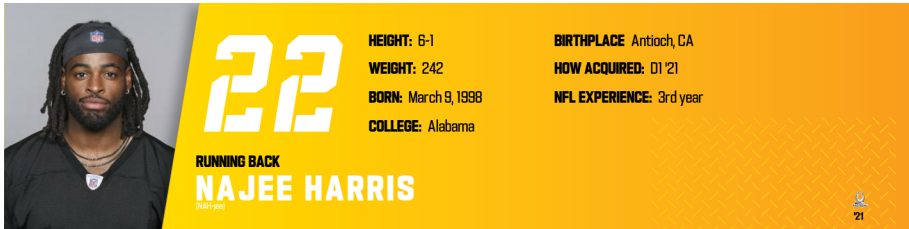
2021 GAME-BY-GAME POSTSEASON STATISTICS (CARDINALS)

DATE	OPPONENT	P/S	TACKLES							INTERCEPTIONS				O. FUMB			ST				MISC		W/L	SCORE				
			TK	S	A	SK	YDS	TFL	YDS	QBH	NO	YDS	LG	TD	PD	FF	FR	TD	YDS	TK	S	A			FF	FR	S	A
01/17	at Rams	P	3	2	1	1.0	7.0	1	7	1	0	0	0	0	0	0	0	0	0	0	0	0	0	0	0	0	L	11-34
2021 TOTALS			1-0	3	2	1	1.0	7.0	1	7	1	0	0	0	0	0	0	0	0	0	0	0	0	0	0	0	0-1	

2015 GAME-BY-GAME POSTSEASON STATISTICS (CARDINALS)

DATE	OPPONENT	P/S	TACKLES							INTERCEPTIONS				O. FUMB			ST				MISC		W/L	SCORE				
			TK	S	A	SK	YDS	TFL	YDS	QBH	NO	YDS	LG	TD	PD	FF	FR	TD	YDS	TK	S	A			FF	FR	S	A
01/16	Packers	S	3	2	1	0.0	0.0	0	0	1	0	0	0	0	0	0	0	0	0	0	0	0	0	0	0	0	W	26-20+
01/24	at Panthers	S	7	2	5	0.0	0.0	1	1	0	0	0	0	0	0	0	0	0	0	0	0	0	0	0	0	0	L	15-49
2015 TOTALS			2-2	10	4	6	0.0	0.0	1	1	1	0	0	0	0	0	0	0	0	0	0	0	0	0	0	0	1-1	

+ - Overtime



**22**

**NAJEE HARRIS**  
Running Back

**HEIGHT:** 6-1  
**WEIGHT:** 242  
**BORN:** March 9, 1998  
**COLLEGE:** Alabama

**BIRTHPLACE:** Antioch, CA  
**HOW ACQUIRED:** D1 '21  
**NFL EXPERIENCE:** 3rd year

21

PRO CAREER

- Has played in 34 regular-season games (34 starts)
- Has recorded 2,234 rushing yards and 14 rushing touchdowns on 579 attempts and added 115 catches for 696 yards and six receiving touchdowns
- First running back in franchise history to rush for at least 1,000 yards in each of his first two seasons in the NFL
- Went 430 scrimmage touches (347 rushes and 83 receptions) to open his career without a fumble, which was tied for seventh-most scrimmage touches without a fumble to open a career in NFL history
- His 2,234 rush yards are the sixth-most in the NFL since the start of the 2021 season
- His 2,930 scrimmage yards are the sixth-most by a running back in the NFL since the start of the 2021 season
- One of two players in the NFL with 2,200 or more rushing yards and 650 or more receiving yards since the start of the 2021 season
- One of two players in franchise history with 2,200 or more rushing yards and 650 or more receiving yards in the first two years in the NFL
- Selected to the Pro Bowl as a rookie in 2021
- Made NFL debut in Week 1 of 2021 (at Buffalo)
- Made NFL starting debut in Week 1 of 2021 (at Buffalo)

2022 (STEELERS)

- Started all 17 regular-season games
- Registered 1,034 rushing yards and seven rushing touchdowns on 272 carries and added on 41 receptions for 229 yards and three touchdowns
- Was voted one of the Steelers' two offensive team captains by his teammates
- Eclipsed 1,000 yards rushing for the second consecutive season
- Led the team in total touchdowns (10)
- Finished fourth in the AFC in rushes, tied-fifth in rushing touchdowns and sixth in rushing yards
- Ranked third in the League in rushes (164) and rushing yards (673) and tied-fifth in rushing touchdowns (five) after the Bye Week (Weeks 10 through 18)
- Broke off a 36-yard run in Week 10 vs. New Orleans, the Steelers' longest run of the season and longest run since he had a career-best 37-yard touchdown run in Week 17 vs. Cleveland in 2021
- His 56 rushing yards (on five carries) in Week 10 were the most by a Steelers running back in a first quarter since James Conner had 62 yards (on eight carries) in Week 5 of 2018 vs. Atlanta
- Recorded his first career game with multiple rushing touchdowns (two) in Week 11 vs. Cincinnati, leading the team with 20 carries for 90 yards along with 26 receiving yards on four receptions
- Notched his first game of the season and fourth of his career with 100-plus yards rushing in Week 17 at Baltimore, finishing with 111 rushing yards on 22 attempts
- His 111 rushing yards in Week 17 were the most by an opposing running back vs. Baltimore since Week 11 of 2020 (Derrick Henry, Tennessee, 133), the most by a Steelers running back vs. Baltimore since Week 4 of 2017 (Le'Veon Bell, 144) and eighth-most in series history
- Hauled in the game-winning touchdown on a 10-yard pass from QB Kenny Pickett with 56 seconds left in the fourth quarter in Week 17 at Baltimore

2021 (STEELERS)

- Started in all 17 games as a rookie
- His 307 carries, 1,200 rushing yards, 74 catches and 467 receiving yards are all ranked the most by a rookie running back in franchise history
- Was one of five rookie starters, marking the first time the Steelers started at least five rookies in a season opener since 1991
- His 381 touches without a fumble were the sixth-most by a rookie running back in NFL history
- Led all NFL running backs in receptions (74) and finished third among running backs in receiving yards (467) behind only Austin Ekeler (647) and Cordarrelle Patterson (548)
- Scored his first NFL touchdown - a 25-yard TD catch from QB Ben Roethlisberger - in the Steelers home opener (Week 2) vs Las Vegas
- Led the Steelers with 10 total touchdowns (seven rushing, three receiving)
- Caught 14 passes for 102 yards in Week 3 vs Cincinnati - his 14 receptions were the most in franchise history by a running back and tied for the third-most in Steelers history by any player, tied for the seventh-most in League history by a running back
- In Week 3, became the fourth running back in franchise history to post a 100-yard receiving game and the first since Le'Veon Bell (vs Cincinnati 12/4/17)
- Registered his first 100-yard rushing game in Week 5 vs Denver and repeated the feat in Week 10 vs Detroit
- Recorded the first multi-TD game of his career in Week 14 vs Minnesota (one pass TD, one rush TD)
- Led the NFL in touches (377) and finished second in yards after contact (609) behind only Jonathan Taylor

TRANSACTIONS

- Signed a four-year contract with Pittsburgh on May 25, 2021
- Drafted by the Steelers in the first round (24th overall) of the 2021 NFL Draft

COLLEGE

- ✦ One of the nation's top running back prospects who passed up on the NFL Draft to return for his senior season at Alabama
- ✦ Crimson Tide's all-time leader for total TDs in a career with 57 (46 rushing, 11 receiving)
- ✦ Alabama's career leader for rushing scores with 46, surpassing the previous record of 42 by Mark Ingram and Derrick Henry
- ✦ Totaled 3,843 career rushing yards to rank atop the Crimson Tide all-time list
- ✦ Amassed 4,624 all-purpose yards for his career, a total that is second all-time at Alabama
- ✦ Averaged 6.0 yards per carry for his career to rank third in Crimson Tide history (minimum 400 carries)
- ✦ Contributed 342 career points to finish fourth in Alabama annals
- ✦ Recorded 13 games of 100-plus rushing yards in his career, including six as a junior and six in his final season (206 at Ole Miss; 152 vs. Georgia; 119 vs. Mississippi State; 145 at LSU; 178 vs. Florida; 125 vs. Notre Dame)
- ✦ 2020 Doak Walker Award winner, presented annually to the nation's top running back
- ✦ Unanimous first-team All-American (AFCA, Associated Press, FWAA, The Sporting News, Walter Camp) in 2020
- ✦ 2020 first-team All-American honors from CBS Sports and ESPN.com
- ✦ 2020 second-team All-American selection by Pro Football Focus and USA Today
- ✦ Selected as a semifinalist for the 2020 Maxwell Award
- ✦ 2020 first-team All-SEC honoree by both the AP and the league coaches
- ✦ Named to the SEC Community Service Team
- ✦ Finalist for the 2020 Jason Witten Man of the Year
- ✦ Led the nation in total TDs (30) and rushing TDs (26) in addition to scoring (180) in 2020
- ✦ Finished second for single-season rushing scores by an Alabama running back with 26 as a senior in 2020
- ✦ Totaled two or more rushing TDs in nine of 13 contests with at least one score in 11 games
- ✦ Led the SEC and finished third in Division I for rushing yards at 1,466
- ✦ Added 43 receptions for 425 yards and four TDs to his senior totals
- ✦ Totaled 1,691 all-purpose yards in 2020, good for sixth in Crimson Tide records for a single season
- ✦ Maxwell Player of the Week honoree following Ole Miss
- ✦ Picked up offensive player of the week accolades from the SEC and Walter Camp following the matchup with the Rebels
- ✦ 2020 SEC Championship Game MVP
- ✦ Earned offensive player of the week recognition from the Alabama coaches for his play at Ole Miss, Auburn, at LSU and Florida in Atlanta

PERSONAL

- ✦ A January 2017 early enrollee who was tabbed as the No. 1 overall prospect in the country by Rivals, Scout and PrepStar
- ✦ Unanimous five-star recruit by every major recruiting outlet
- ✦ Consensus top-rated player in the state of California
- ✦ Third-best prospect overall and No. 2 running back according to 247Composite
- ✦ Ranked ninth in the Top247
- ✦ 11 in ESPN 300 and the second-best running back nationally
- ✦ Played in the 2017 Army All-American Bowl
- ✦ Invited to participate in Nike's "The Opening" in 2015 and 2016
- ✦ Named MVP of the 2016 Rivals 100 Five-Star Challenge
- ✦ 2017 first-team Parade All-American
- ✦ 2016 Bobby Dodd National High School Running Back of the Year
- ✦ 2015 and 2016 first-team All-USA selection by USA Today
- ✦ Finished his career with 7,948 career rushing yards, the fourth-most in California high school football history
- ✦ Rushed for 2,776 yards and 36 TDs during his senior season
- ✦ Ran for 2,744 yards and 36 TDs as a junior in 2015
- ✦ Rushed for 2,263 yards and 23 TDs in his sophomore campaign
- ✦ 2015 Cal-Hi Sports Mr. Football State Player of the Year
- ✦ Named the All-Metro Player of the Year by The San Francisco Chronicle in both 2015 and 2016
- ✦ Played for head coach John Lucido at Antioch
- ✦ Graduated with a degree in interdisciplinary studies

COMMUNITY

- ✦ His foundation partnered with Lowes to help renovate his childhood shelter
- ✦ Helped installed new appliances in the facility
- ✦ Helped pack and sort food for North Texas Food Bank
- ✦ Recorded videos to sick children staying at the Children's Hospital of Mobile, Alabama
- ✦ Da' Bigger Picture Foundation supports underserved families with areas of focus in education, homelessness, addressing hunger and utilizing sports a platform to develop life skills.

NAJEE HARRIS' NFL REGULAR SEASON RUSHING/RECEIVING STATISTICS

DATE	TEAM	RUSHING							RECEIVING				
		GP	GS	NO.	YDS.	AVG.	LG	TD	NO.	YDS.	AVG.	LG	TD
2021	Steelers	17	17	307	1,200	3.9	371	7	74	467	6.3	251	3
2022	Steelers	17	17	272	1,034	3.8	36	7	41	229	5.6	19	3
<b>NFL TOTALS</b>		<b>34</b>	<b>34</b>	<b>579</b>	<b>2,234</b>	<b>3.9</b>	<b>371</b>	<b>14</b>	<b>115</b>	<b>696</b>	<b>6.1</b>	<b>251</b>	<b>6</b>

NAJEE HARRIS' NFL POSTSEASON RUSHING/RECEIVING STATISTICS

DATE	TEAM	RUSHING							RECEIVING				
		GP	GS	NO.	YDS.	AVG.	LG	TD	NO.	YDS.	AVG.	LG	TD
2021	Steelers	1	1	12	29	2.4	8	0	2	-1	-0.5	0	0
<b>NFL TOTALS</b>		<b>1</b>	<b>1</b>	<b>12</b>	<b>29</b>	<b>2.4</b>	<b>8</b>	<b>0</b>	<b>2</b>	<b>-1</b>	<b>-0.5</b>	<b>0</b>	<b>0</b>

NAJEE HARRIS' NFL REGULAR SEASON RETURN STATISTICS

DATE	TEAM	KICKOFF RETURNS					PUNT RETURNS					
		RET.	YDS.	AVG.	LG	TD	NO.	FC	YDS.	AVG.	LG	TD
2021	Steelers	0	0	0.0	0	0	0	0	0	0.0	0	0
2022	Steelers	0	0	0.0	0	0	0	0	0	0.0	0	0
NFL TOTALS		0	0	0.0	0	0	0	0	0	0.0	0	0

NAJEE HARRIS' NFL POSTSEASON RETURN STATISTICS

DATE	TEAM	KICKOFF RETURNS					PUNT RETURNS					
		RET.	YDS.	AVG.	LG	TD	NO.	FC	YDS.	AVG.	LG	TD
2021	Steelers	0	0	0.0	0	0	0	0	0	0.0	0	0
NFL TOTALS		0	0	0.0	0	0	0	0	0	0.0	0	0

SINGLE-GAME HIGHS: RUSHING/RECEIVING

<b>Rush Attempts</b>	28 vs. Cleveland Browns, Jan 03, 2022 26 vs. Detroit Lions, Nov 14, 2021 ...1 more at 26.	<b>Receiving Average</b>	9.7 at Cleveland Browns, Oct 31, 2021 8.6 vs. Las Vegas Raiders, Sep 19, 2021 25t vs. Las Vegas Raiders, Sep 19, 2021
<b>Rushing Yards</b>	188 vs. Cleveland Browns, Jan 03, 2022 122 vs. Denver Broncos, Oct 10, 2021.	<b>Longest Receptions</b>	21 vs. Cincinnati Bengals, Sep 26, 2021 1 at Baltimore Ravens, Jan 01, 2023
<b>Rushing Average</b>	6.7 vs. Cleveland Browns, Jan 03, 2022 5.3 vs. Denver Broncos, Oct 10, 2021	<b>Receiving TDs</b>	1 vs. Tampa Bay Buccaneers, Oct 16, 2022 ...4 more at 1.
<b>Longest Runs</b>	37t vs. Cleveland Browns, Jan 03, 2022 36 vs. New Orleans Saints, Nov 13, 2022	<b>All-Purpose Yards</b>	206 vs. Cleveland Browns, Jan 03, 2022 142 vs. Denver Broncos, Oct 10, 2021 ...1 more at 142.
<b>Rushing TDs</b>	2 vs. Cincinnati Bengals, Nov 20, 2022 1 vs. Cleveland Browns, Jan 08, 2023 ...11 more at 1.	<b>Most TDs</b>	2 vs. Cincinnati Bengals, Nov 20, 2022 2 at Minnesota Vikings, Dec 09, 2021
<b>Receptions</b>	14 vs. Cincinnati Bengals, Sep 26, 2021 6 vs. Las Vegas Raiders, Dec 24, 2022 ...3 more at 6.	<b>Miscellaneous Tackles</b>	1 vs. Las Vegas Raiders, Dec 24, 2022 1 vs. New York Jets, Oct 02, 2022 ...3 more at 1.
<b>Receiving Yards</b>	102 vs. Cincinnati Bengals, Sep 26, 2021 46 vs. Seattle Seahawks, Oct 17, 2021		

SINGLE-GAME HIGHS - POSTSEASON: RUSHING/RECEIVING

<b>Rush Attempts</b>	12 at Kansas City Chiefs, Jan 16, 2022	<b>Longest Runs</b>	8 at Kansas City Chiefs, Jan 16, 2022 4 at Kansas City Chiefs, Jan 16, 2022
<b>Rushing Yards</b>	29 at Kansas City Chiefs, Jan 16, 2022		4 at Kansas City Chiefs, Jan 16, 2022 4 at Kansas City Chiefs, Jan 16, 2022 ...1 more at 4.
<b>Rushing Average</b>	2.4 at Kansas City Chiefs, Jan 16, 2022	<b>Receptions</b>	2 at Kansas City Chiefs, Jan 16, 2022
		<b>All-Purpose Yards</b>	28 at Kansas City Chiefs, Jan 16, 2022

100-YARD RECEIVING GAMES (1): REGULAR SEASON

DATE	TEAM	NO.	YDS.	AVG.	LG	TD
09/26/21	BENGALS	14	102	7.3	21	0

100-YARD RUSHING GAMES (4): REGULAR SEASON

DATE	TEAM	ATT.	YDS.	AVG.	LG	TD
10/10/21	BRONCOS	23	122	5.3	20	1
11/14/21	LIONS	26	105	4.0	12	0
01/03/22	BROWNS	28	188	6.7	37t	1
01/01/23	at Ravens	22	111	5.0	15	0

2022 GAME-BY-GAME REGULAR-SEASON STATISTICS (STEELERS)

DATE	OPPONENT	P/S	RUSHING					RECEIVING					W/L	SCORE
			NO.	YDS.	AVG.	LG	TD	NO.	YDS.	AVG.	LG	TD		
09/11	at Bengals	S	10	23	2.3	11	0	2	3	1.5	2	1	W	23-20+
09/18	Patriots	S	15	49	3.3	8	0	5	40	8.0	14	0	L	14-17
09/22	at Browns	S	15	56	3.7	10	1	3	5	1.7	9	0	L	17-29
10/02	Jets	S	18	74	4.1	16	0	0	0	0.0	0	0	L	20-24
10/09	at Bills	S	11	20	1.8	6	0	3	16	5.3	9	0	L	3-38
10/16	Buccaneers	S	14	42	3.0	14	0	2	7	3.5	6t	1	W	20-18
10/23	at Dolphins	S	17	65	3.8	16	0	3	15	5.0	12	0	L	10-16
10/30	at Eagles	S	8	32	4.0	18	0	6	26	4.3	9	0	L	13-35
11/13	Saints	S	20	99	5.0	36	0	0	0	0.0	0	0	W	20-10
11/20	Bengals	S	20	90	4.5	19t	2	4	26	6.5	12	0	L	30-37
11/28	at Colts	S	10	35	3.5	8	1	1	4	4.0	4	0	W	24-17
12/04	at Falcons	S	17	86	5.1	14	0	1	6	6.0	6	0	W	19-16
12/11	Ravens	S	12	33	2.8	8	1	2	17	8.5	10	0	L	14-16
12/18	at Panthers	S	24	86	3.6	10	1	0	0	0.0	0	0	W	24-16
12/24	Raiders	S	16	53	3.3	14	0	6	42	7.0	19	0	W	13-10
01/01	at Ravens	S	22	111	5.0	15	0	2	12	6.0	10t	1	W	16-13
01/08	Browns	S	23	80	3.5	11	1	1	10	10.0	10	0	W	28-14
<b>2022 TOTALS</b>		17-17	<b>272</b>	<b>1,034</b>	<b>3.8</b>	<b>36</b>	<b>7</b>	<b>41</b>	<b>229</b>	<b>5.6</b>	<b>19</b>	<b>3</b>	<b>9-8</b>	

+ - Overtime

2021 GAME-BY-GAME REGULAR-SEASON STATISTICS (STEELERS)

DATE	OPPONENT	P/S	RUSHING					RECEIVING					W/L/T	SCORE
			NO.	YDS.	AVG.	LG	TD	NO.	YDS.	AVG.	LG	TD		
09/12	at Bills	S	16	45	2.8	18	0	1	4	4.0	4	0	W	23-16
09/19	Raiders	S	10	38	3.8	14	0	5	43	8.6	25t	1	L	17-26
09/26	Bengals	S	14	40	2.9	20	0	14	102	7.3	21	0	L	10-24
10/03	at Packers	S	15	62	4.1	11	1	6	29	4.8	9	0	L	17-27
10/10	Broncos	S	23	122	5.3	20	1	2	20	10.0	14	0	W	27-19
10/17	Seahawks	S	24	81	3.4	10	0	6	46	7.7	12	1	W	23-20+
10/31	at Browns	S	26	91	3.5	11	1	3	29	9.7	20	0	W	15-10
11/08	Bears	S	22	62	2.8	13	1	3	16	5.3	9	0	W	29-27
11/14	Lions	S	26	105	4.0	12	0	4	28	7.0	10	0	T	16-16
11/21	at Chargers	S	12	39	3.3	12	1	5	20	4.0	7	0	L	37-41
11/28	at Bengals	S	8	23	2.9	5	0	3	14	4.7	12	0	L	10-41
12/05	Ravens	S	21	71	3.4	13	0	5	36	7.2	18	0	W	20-19
12/09	at Vikings	S	20	94	4.7	23	1	3	10	3.3	6	1	L	28-36
12/19	Titans	S	12	18	1.5	7	0	2	8	4.0	5	0	W	19-13
12/26	at Chiefs	S	19	93	4.9	21	0	5	17	3.4	6	0	L	10-36
01/03	Browns	S	28	188	6.7	37t	1	3	18	6.0	13	0	W	26-14
01/09	at Ravens	S	11	28	2.5	15	0	4	27	6.8	11	0	W	16-13+
<b>2021 TOTALS</b>		17-17	<b>307</b>	<b>1,200</b>	<b>3.9</b>	<b>37T</b>	<b>7</b>	<b>74</b>	<b>467</b>	<b>6.3</b>	<b>25T</b>	<b>3</b>	<b>9-7-1</b>	

+ - Overtime



6

PUNTER

**PRESSLEY HARVIN III**

**HEIGHT:** 6-0  
**WEIGHT:** 255  
**BORN:** September 17, 1998  
**COLLEGE:** Georgia Tech  
**BIRTHPLACE:** Alcolu, SC  
**HOW ACQUIRED:** D7b 21  
**NFL EXPERIENCE:** 3rd year

**PRO CAREER**

- ✦ Has played in 32 games over his two-year career for the Steelers (2021-22)
- ✦ Has punted 129 times for 6,054 yards (43.6-yard average)
- ✦ Has landed 45 punts inside the 20-yard line as opposed to eight touchbacks
- ✦ Made NFL debut in Week 1 of 2021 (at Buffalo)

**2022 (STEELERS)**

- ✦ Punted in all 17 regular-season games
- ✦ Averaged 44.5 yards per punts on 69 punts for 3,072 yards
- ✦ Landed 20 punts inside the 20-yard line
- ✦ Recorded two punts of 69 yards (Week 2 vs. New England, Week 5 at Buffalo)
- ✦ Pinned the Falcons at their own two-yard line for their last possession of the game in a 19-16 victory in Week 13

**2021 (STEELERS)**

- ✦ Saw action in 15 games (two games missed were for personal reasons)
- ✦ Landed 25 punts inside the 20-yard line as a rookie
- ✦ Averaged 42.6 yards per punt on 70 punts

**TRANSACTIONS**

- ✦ Signed a four-year contract with Pittsburgh on May 15, 2021
- ✦ Drafted by the Steelers in the seventh round (254th overall) of the 2021 NFL Draft

**COLLEGE**

- ✦ Owns school records for punts in a game (13), punt yards in a game (587) and punt average in a season (48.0)
- ✦ Played in 44 career games
- ✦ Punted 210 times for 9,396 yards (44.7-yard average)
- ✦ Put together one of the most decorated individual seasons in Georgia Tech football history in 2020
- ✦ Won the 2020 Ray Guy Award as the nation's top punter
- ✦ Second Yellow Jacket to win the Ray Guy Award (joining Durant Brooks, 2007)
- ✦ First African American to win the Ray Guy Award in its 21-year history
- ✦ Unanimous first-team All-American in 2020, becoming only the third Georgia Tech player to ever earn unanimous All-America honors (joining Ken Swilling, 1990; Calvin Johnson, 2006)
- ✦ Led the nation and set Georgia Tech and Atlantic Coast Conference records with a 48.0-yard punting average in 2020
- ✦ 49% of his punts (22 of 45) traveled 50 or more yards, 47% (21 of 45) were fair caught, 40% (18 of 45) were downed inside the opponent's 20-yard line and only 17% (8 of 45) were returned
- ✦ Averaged at least 51 yards per punt three times in nine games (51.2 vs. UCF on Sept. 19, 51.0 at Boston College on Oct. 24 and 51.0 vs. Pitt on Dec. 10)
- ✦ Finished with a 44.7-yard career punting average, which ranks second in Georgia Tech history behind only Brooks (45.3)

**PERSONAL**

- ✦ Graduated from Georgia Tech in May 2021 with a B.S. in business administration
- ✦ Oldest of two siblings
- ✦ Began playing football at age seven
- ✦ Accomplished musician that plays multiple instruments and participated in region band two times, holding down first chair on both occasions
- ✦ Member of ACC Academic Honor Roll
- ✦ Nation's No. 4-ranked punter according to ESPN and 247Sports
- ✦ Two-time all-state honoree
- ✦ Averaged 42.5 yards per punt with a long of 72 as a senior
- ✦ Led the state in punting average as a junior and senior
- ✦ Helped lead Sumter to four straight district championships (2013-16), back-to-back regional championships (2015-16) and a state runner-up finish (2014)
- ✦ Also earned four letters in track and field and helped lead Sumter to three straight regional championships as a thrower
- ✦ Four-time academic letterwinner
- ✦ Graduated with a 3.8 grade point average

**PRESSLEY HARVIN III'S NFL REGULAR SEASON PUNTING STATISTICS**

DATE	TEAM	GP	NO.	YDS.	AVG.	OPP. RET.	YDS.	NET YDS.	AVG.	TB	IN20	LG	BK
2021	Steelers	15	70	2,982	42.6	32	261	2,661	38.0	3	25	64	0
2022	Steelers	17	69	3,072	44.5	24	137	2,835	41.1	5	20	69	0
<b>NFL TOTALS</b>		<b>32</b>	<b>139</b>	<b>6,054</b>	<b>43.6</b>	<b>56</b>	<b>398</b>	<b>5,496</b>	<b>39.5</b>	<b>8</b>	<b>45</b>	<b>69</b>	<b>0</b>

PRESSLEY HARVIN III'S NFL POSTSEASON PUNTING STATISTICS

DATE	TEAM	GP	NO.	YDS.	AVG.	OPP. RET.	YDS.	NET YDS.	AVG.	TB	IN20	LG	BK
2021	Steelers	1	7	348	49.7	4	62	286	40.9	0	1	56	0
<b>NFL TOTALS</b>		1	7	348	49.7	4	62	286	40.9	0	1	56	0

SINGLE-GAME HIGHS: PUNTER

Punts	8 at Cincinnati Bengals, Sep 11, 2022 8 at Baltimore Ravens, Jan 09, 2022	Net Punting Avg	46.3 vs. Cleveland Browns, Jan 08, 2023 43.8 at Cleveland Browns, Oct 31, 2021
Gross Punting Yards	388 at Cincinnati Bengals, Sep 11, 2022 335 vs. Seattle Seahawks, Oct 17, 2021	Longest Punts	69 at Buffalo Bills, Oct 09, 2022 69 vs. New England Patriots, Sep 18, 2022
Gross Punting Avg	51.5 vs. New England Patriots, Sep 18, 2022 49.3 vs. Las Vegas Raiders, Sep 19, 2021	Inside the 20	4 vs. Seattle Seahawks, Oct 17, 2021 3 at Baltimore Ravens, Jan 09, 2022 ...2 more at 3.
Net Punting Yards	337 at Cincinnati Bengals, Sep 11, 2022 298 at Baltimore Ravens, Jan 09, 2022	Special Teams Tackles	1 vs. Detroit Lions, Nov 14, 2021

SINGLE-GAME HIGHS - POSTSEASON: PUNTER

Punts	7 at Kansas City Chiefs, Jan 16, 2022	Net Punting Avg	40.9 at Kansas City Chiefs, Jan 16, 2022
Gross Punting Yards	348 at Kansas City Chiefs, Jan 16, 2022	Longest Punts	56 at Kansas City Chiefs, Jan 16, 2022
Gross Punting Avg	49.7 at Kansas City Chiefs, Jan 16, 2022	Inside the 20	1 at Kansas City Chiefs, Jan 16, 2022
Net Punting Yards	286 at Kansas City Chiefs, Jan 16, 2022		

2022 GAME-BY-GAME REGULAR-SEASON STATISTICS (STEELERS)


DATE	OPPONENT	P	NO.	YDS.	AVG.	OPP. RET.	YDS.	NET YDS.	AVG.	TB	IN20	LG	BK	W/L	SCORE
09/11	at Bengals	P	8	388	48.5	5	31	337	42.1	1	1	60	0	W	23-20+
09/18	Patriots	P	4	206	51.5	3	21	165	41.3	1	0	69	0	L	14-17
09/22	at Browns	P	5	212	42.4	2	11	201	40.2	0	1	48	0	L	17-29
10/02	Jets	P	4	158	39.5	0	0	158	39.5	0	2	51	0	L	20-24
10/09	at Bills	P	4	163	40.8	0	0	163	40.8	0	1	69	0	L	3-38
10/16	Buccaneers	P	5	221	44.2	3	14	207	41.4	0	2	53	0	W	20-18
10/23	at Dolphins	P	6	251	41.8	1	1	250	41.7	0	2	57	0	L	10-16
10/30	at Eagles	P	4	180	45.0	2	8	172	43.0	0	1	55	0	L	13-35
11/13	Saints	P	3	123	41.0	0	0	123	41.0	0	2	48	0	W	20-10
11/20	Bengals	P	6	273	45.5	4	22	251	41.8	0	2	56	0	L	30-37
11/28	at Colts	P	4	182	45.5	0	0	182	45.5	1	2	54	0	W	24-17
12/04	at Falcons	P	2	85	42.5	0	0	85	42.5	0	1	47	0	W	19-16
12/11	Ravens	P	3	111	37.0	1	9	82	27.3	1	0	48	0	L	14-16
12/18	at Panthers	P	3	136	45.3	0	0	116	38.7	1	0	54	0	W	24-16
12/24	Raiders	P	3	140	46.7	1	13	127	42.3	0	1	55	0	W	13-10
01/01	at Ravens	P	2	99	49.5	1	2	97	48.5	0	1	51	0	W	16-13
01/08	Browns	P	3	144	48.0	1	5	139	46.3	0	1	57	0	W	28-14
<b>2022 TOTALS</b>			17	69	3,072	44.5	24	137	2,835	41.1	5	20	69	0	9-8

+ - Overtime

2021 GAME-BY-GAME REGULAR-SEASON STATISTICS (STEELERS)

DATE	OPPONENT	P	NO.	YDS.	AVG.	OPP. RET.	YDS.	NET YDS.	AVG.	TB	IN20	LG	BK	W/L/T	SCORE
09/12	at Bills	P	5	207	41.4	1	1	206	41.2	0	2	51	0	W	23-16
09/19	Raiders	P	4	197	49.3	2	26	171	42.8	0	3	59	0	L	17-26
09/26	Bengals	P	4	162	40.5	2	9	153	38.3	0	1	50	0	L	10-24
10/03	at Packers	P	3	102	34.0	1	0	102	34.0	0	1	45	0	L	17-27
10/10	Broncos	P	2	119	59.5	2	26	93	46.5	0	0	63	0	W	27-19
10/17	Seahawks	P	7	335	47.9	3	20	295	42.1	1	4	58	0	W	23-20+
10/31	at Browns	P	4	176	44.0	2	1	175	43.8	1	1	56	0	W	15-10
11/08	Bears	P	5	196	39.2	0	0	176	35.2	1	2	46	0	W	29-27
11/14	Lions	P	6	280	46.7	3	71	189	31.5	1	3	61	0	T	16-16
11/21	at Chargers	P	1	46	46.0	1	-1	47	47.0	0	0	46	0	L	37-41
11/28	at Bengals	P	5	190	38.0	2	17	173	34.6	0	2	42	0	L	10-41
12/05	Ravens	P	5	217	43.4	2	12	205	41.0	0	1	64	0	W	20-19
12/09	at Vikings	P	6	258	43.0	3	31	227	37.8	0	1	49	0	L	28-36
12/19	Titans	P	5	199	39.8	2	48	151	30.2	0	1	51	0	W	19-13
12/26	at Chiefs													L	10-36
01/03	Browns													W	26-14
01/09	at Ravens	P	8	298	37.3	1	0	298	37.3	0	3	49	0	W	16-13+
<b>2021 TOTALS</b>			15	70	2,982	42.6	27	261	2,661	38.0	3	25	64	0	9-7-1

+ - Overtime



**71**  
**OFFENSIVE LINEMAN**  
**NATE HERBIG**

**HEIGHT:** 6-4  
**WEIGHT:** 334  
**BORN:** July 10, 1998  
**COLLEGE:** Stanford

**BIRTHPLACE:** Honolulu, HI  
**HOW ACQUIRED:** FA '23  
**NFL EXPERIENCE:** 5th year

**PRO CAREER**

- ✦ Has played in 44 games (28 starts) for Philadelphia (2019-21) and the New York Jets (2022)
- ✦ Made NFL debut in Week 15 of 2019 (at Washington)
- ✦ Made NFL starting debut in Week 1 of 2020 (at Washington)

**2022 (JETS)**

- ✦ Played in and started 11 regular-season games, all at right guard

**2021 (EAGLES)**

- ✦ Played in 16 games (five starts at right guard)
- ✦ Helped block for a Philadelphia offense that led the NFL in rushing yards (2,715) and rushing TDs (25), while ranking fourth in yards per rush (4.94)

**2020 (EAGLES)**

- ✦ Played in 15 games (12 starts)
- ✦ Recorded seven starts at right guard and five at left guard

**2019 (EAGLES)**

- ✦ Appeared in two games

**TRANSACTIONS**

- ✦ Signed a two-year contract with Pittsburgh on March 14, 2023
- ✦ Claimed off waivers by the Jets on May 5, 2022
- ✦ Released by Philadelphia on May 2, 2022
- ✦ Signed a one-year tender from Philadelphia on March 15, 2022
- ✦ Signed a contract with Philadelphia on April 27, 2019

**COLLEGE**

- ✦ Played in 33 games at Stanford (2016-18)
- ✦ Became the nation's 12th-best center to start on the offensive line since 2012
- ✦ Two-time All-Pac-12 honoree (first team in 2017, second team in 2018)
- ✦ Two-time Pac-12 All-Academic honorable mention (2017, 2018)
- ✦ Started six games at left guard as a sophomore, leading Stanford to a 6-0 record in those games

**PERSONAL**

- ✦ Four-year letterman at Saint Louis (HI)
- ✦ Ranked the nation's 12th-best center by Scout and 38th-best offensive guard by Rivals
- ✦ Ranked Hawaii's second-best recruit by PrepStar, fourth by Rivals, fifth by ESPN and Scout and 10th by 247Sports
- ✦ Named the 2015 Maximum Exposure Camp Offensive Line MVP
- ✦ Received the 2015 Harry Kahanui Memorial Award
- ✦ Born in Lihue, Hawaii

**NATE HERBIG'S NFL REGULAR SEASON STATISTICS**

DATE	TEAM	GP	GS
2019	Eagles	2	0
2020	Eagles	15	12
2021	Eagles	16	5
2022	Jets	11	11
<b>NFL TOTALS</b>		<b>44</b>	<b>28</b>

**NATE HERBIG'S NFL POSTSEASON STATISTICS**

DATE	TEAM	GP	GS
2019	Eagles	1	0
2021	Eagles	0	0
<b>NFL TOTALS</b>		<b>1</b>	<b>0</b>





# 51

**LINEBACKER**

## NICK HERBIG

**HEIGHT:** 6-2

**WEIGHT:** 240

**BORN:** November 21, 2001

**COLLEGE:** Wisconsin

**BIRTHPLACE:** Kauai, HI

**HOW ACQUIRED:** D4 '23

**NFL EXPERIENCE:** R

**PRO CAREER**

- ✦ Has yet to make NFL debut

**TRANSACTIONS**

- ✦ Signed four-year contract with Pittsburgh on May 13, 2023
- ✦ Drafted by the Steelers in the fourth round (132nd overall) of the 2023 NFL Draft

**COLLEGE**

- ✦ Appeared in 31 games (31 starts) at Wisconsin (2020-22)
- ✦ Recorded 137 tackles (96 solo), 36.0 tackles for loss, 21.0 sacks, seven pass breakups, four forced fumbles and two fumble recoveries
- ✦ 2022 All-Big Ten first team (consensus)
- ✦ 2022 CBS Sports All-American second team
- ✦ 2022 Walter Camp All-American second team
- ✦ 2022 AFCA All-American second team
- ✦ 2022 Associated Press All-American third team
- ✦ Played in 11 games (11 starts) games at outside linebacker in 2022
- ✦ Led the Badgers with 11.0 sacks and 15.5 TFLs while ranking sixth on the team in tackles (47)
- ✦ Led the nation with 1.0 sacks per game
- ✦ His 15.5 TFLs led the Big Ten and ranked 18th in the country
- ✦ His 1.0 sacks per game were the most for a Badger since Tarek Saleh in 1996
- ✦ His 11.0 sacks were the most in a single season for Wisconsin since Zack Baun recorded 12.5 in 2019
- ✦ Began the season with a 2.0-sack performance vs. Illinois State
- ✦ Recorded sacks vs. Washington State and New Mexico State
- ✦ Registered seven solo tackles and a sack at Northwestern
- ✦ Totaled 3.0 TFLs and 2.0 sacks vs. Maryland
- ✦ Dominant at Iowa, totaling 3.0 sacks, eight tackles and a forced fumble

**PERSONAL**

- ✦ Four-star recruit by 247 Sports, ESPN and Rivals
- ✦ All-Hawaii Open Division Defensive Player of the Year as a senior in 2019
- ✦ Earned invitation to 2020 Polynesian Bowl
- ✦ Two-time all-state selection
- ✦ Led Saint Louis School to four consecutive Open Division state championships
- ✦ Also played basketball in high school
- ✦ Coach was Cal Lee
- ✦ Parents are Robyn and Bruce Herbig
- ✦ Has two brothers, Jake and Nate
- ✦ Brother Nate played football at Stanford and is currently a guard for the Pittsburgh Steelers
- ✦ Moved into his grandparents' house before high school to play at famed Saint Louis School in Honolulu, which produced Marcus Mariota, Tua Tagovailoa and others
- ✦ Lived away from his parents (who lived on the island of Oahu)



**97**

**DEFENSIVE TACKLE**

**CAMERON HEYWARD**

**HEIGHT:** 6-5  
**WEIGHT:** 295  
**BORN:** May 6, 1989  
**COLLEGE:** Ohio State

**BIRTHPLACE:** Pittsburgh, PA  
**HOW ACQUIRED:** D1 '11  
**NFL EXPERIENCE:** 13th year

AP AP AP  
10th TEAM OF THE YEAR 11th TEAM OF THE YEAR 12th TEAM OF THE YEAR  
 '17 '19 '21 '17 '18 '19 '20 '21 '22

**PRO CAREER**

- ✦ Eight-time team captain (2015, 2016, 2017, 2018, 2019, 2020, 2021, 2022)
- ✦ Six-time Pro Bowler (2017, 2018, 2019, 2020, 2021, 2022)
- ✦ Three-time Associated Press First Team All-Pro (2017, 2019, 2021)
- ✦ Five-time Steelers' Walter Payton Man of the Year (2015, 2017, 2018, 2021, 2022)
- ✦ Three-time recipient of the Pro Football Writers' "The Chief Award" (2014, 2019 and 2021), which was established in honor of the Steelers' founder, Arthur J. Rooney, Sr., and is presented annually to the Steeler that best exemplifies the spirit of cooperation with the media
- ✦ Joined Joe Greene (four times) as the only interior defensive linemen (DT-NT) in franchise history to be voted Associated Press first-team All-Pro more than once
- ✦ His 78.5 career sacks are the most by a Steelers' defensive lineman since 1982, second-most by a Steeler since 1982, second-most by an active NFL defensive tackle and ninth-most by a defensive tackle in League history
- ✦ Only defensive lineman in franchise history with 9.0 or more sacks in at least five seasons (2017, 2018, 2019, 2021, 2022) and 10.0 or more sacks in at least three seasons (2017, 2021, 2022)
- ✦ His three seasons of 10.0 or more sacks and seven seasons of 7.0 or more sacks are both tied for fourth-most by a defensive tackle since 1982
- ✦ Has played in 183 games (148 starts) over his 12-year NFL career
- ✦ Registered 614 tackles (379 solo), 172 quarterback hits, 112 tackles for loss, 78.5 sacks, 46 passes defended, eight forced fumbles, seven fumble recoveries and two interceptions
- ✦ Has registered 14 multi-sack games in his NFL regular-season career, which ranks tied for fifth in franchise history
- ✦ His 112 tackles for loss are third-most by an active NFL defensive tackle
- ✦ His 614 tackles are second-most by an active NFL defensive tackle
- ✦ His 46 passes defended are the most among active NFL defensive tackles
- ✦ Made NFL debut in Week 1 of 2011 (at Baltimore)
- ✦ Made NFL starting debut in Week 3 of 2013 (vs. Chicago)

**2022 (STEELERS)**

- ✦ Started all 17 regular-season games
- ✦ Registered 74 sacks (39 solo), 10.5 sacks, 14 tackles for loss, four passes defended, one forced fumble and one fumble recovery
- ✦ Tied his career high in quarterback hits (23) set in 2019
- ✦ Ranked first on the team in QB hits and tackles for loss and second on the team in sacks
- ✦ Named a defensive captain for the eighth consecutive season
- ✦ Named the Steelers' 2022 Walter Payton Man of the Year, an award that recognizes a player's off-the-field community service as well as his playing excellence
- ✦ Became the only defensive tackle in the NFL with 10.0 or more sacks in each of the last two seasons and the 10th defensive tackle in NFL history since 1982 to have 10.0 or more sacks in consecutive seasons
- ✦ Registered three multi-sack games to mark 14 multi-sack games in his career
- ✦ Was named the AFC Defensive Player of the Week for his performance in Week 16 vs. Las Vegas (seven total tackles, four solo tackles, 2.0 sacks, three tackles for loss, two QB hits and one pass defended)
- ✦ Also received the NFL's Way to Play Award following Week 16, which recognizes NFL players who exemplify proper technique to make impactful plays and awards them a \$5,000 equipment grant to be given to a local youth or high school football program
- ✦ Recorded eight tackles (three solo), 2.0 sacks, four QB hits, two tackles for loss and one pass defended in the Week 18 victory over Cleveland

**2021 (STEELERS)**

- ✦ Started all 17 regular-season games
- ✦ Finished with a career-high 89 tackles (53 solo) along with 10.0 sacks, 17 quarterback hits, 15 tackles for loss, nine passes defended, one interception, one forced fumble and one fumble recovery
- ✦ Named a defensive captain for the seventh consecutive time
- ✦ Named the Steelers' 2021 Walter Payton Man of the Year, an award that recognizes a player's off-the-field community service as well as his playing excellence
- ✦ Surpassed Joey Porter for the fifth-most sacks in team history (60.5) in Week 8 at Cleveland
- ✦ Tied for the team lead with nine passes defended
- ✦ Recorded his second career interception in Week 9 vs Chicago when he picked off QB Justin Fields
- ✦ Recorded the 11th multi-sack game of his career in Week 10 vs Detroit
- ✦ Recorded his 10th sack of the season in Week 18 at Baltimore, securing his second career double-digit sack season (had 12.0 in 2017)
- ✦ Became one of just 13 players in league history to have at least 10 sacks and nine passes defended in a season

**2020 (STEELERS)**

- ✦ Named a defensive captain for the sixth consecutive time
- ✦ Started all 15 games he played in during the regular season and one playoff game
- ✦ Recorded 54 tackles, 4.0 sacks, 19 quarterback hits, seven tackles for a loss and three passes defended
- ✦ Registered the first interception of his career in Week 1 at New York Giants (game 135 and start 100)
- ✦ His interception halted a Giants' drive that opened at its own 9-yard line and marched 87 yards on 19 plays, taking New York down to the Steelers' 4-yard line

**2019 (STEELERS)**

- ✦ Named a defensive captain for the fifth consecutive season
- ✦ Started all 16 games
- ✦ Recorded 83 tackles (51 solo), 9.0 sacks, a career-high 23 quarterback hits, 11 tackles for a loss and six passes defended
- ✦ Ranked second on the team in quarterback hits, third in sacks and third in TFLs
- ✦ Led all NFL defensive linemen in tackles
- ✦ His 83 tackles were the most by a Steelers defensive lineman since Donald Evans had 84 in 1993
- ✦ Registered seven or more tackles in three different games
- ✦ His 23 quarterback hits were the second-most among all defensive tackles in the NFL
- ✦ Recorded three or more quarterback hits in three separate games
- ✦ Joined Aaron Donald as the only defensive tackles in the League with at least three QB hits in three or more games
- ✦ His 9.0 sacks were the second-most among all defensive tackles in the NFL
- ✦ His 11 TFLs were the fourth-most among all defensive tackles in the NFL

**2018 (STEELERS)**

- ✦ Named a defensive team captain for the fourth straight season
- ✦ Started all 16 regular season games for the third time in his career
- ✦ Named the Steelers' 2018 Walter Payton Man of the Year, an award that recognizes a player's off-the-field community service as well as his playing excellence
- ✦ Finished the season with 51 tackles (29 solo), 8.0 sacks (second on the team), 18 quarterback hits (second on the team), 10 tackles for loss, three pass breakups, one forced fumble and one fumble recovery
- ✦ Surpassed Aaron Smith for the second-most sacks by a Steelers defensive lineman and seventh-most sacks by a Steeler since sacks became an official statistic in 1982

**2017 (STEELERS)**

- ✦ Named a defensive team captain for the third straight season
- ✦ Started all 15 of the regular-season games he played in
- ✦ Named the Steelers' 2017 Walter Payton Man of the Year, an award that recognizes a player's off-the-field community service as well as his playing excellence
- ✦ Finished the season with a career-high 12.0 sacks, 45 tackles (30 solo), 22 quarterback hits, a career-high 16 tackles for loss, three passes defended, two forced fumbles and one fumble recovery
- ✦ Recorded four multi-sack performances, tying for most in the League
- ✦ His 12.0 sacks tied for third-most among AFC defensive linemen and tied for sixth among all NFL defensive linemen in sacks
- ✦ Named AFC Defensive Player of the Week for his Week 4 performance at Baltimore (10/1)
- ✦ Registered the third multi-sack game in his regular-season career and credited with a forced fumble and fumble recovery
- ✦ Named AFC Defensive Player of the Week for his Week 12 performance vs. Green Bay (11/26)
- ✦ Registered the fifth game of his regular-season career with multiple sacks and added six tackles (three solo), two tackles for losses and three quarterback hits
- ✦ Surpassed Clark Haggans (32.0) for the 10th-most sacks by a Steeler since sacks became an official statistic in 1982
- ✦ Established a single-game high for sacks in the first half of a game with 2.0 at Houston in Week 16
- ✦ First Steelers defensive lineman to record at least 2.0 sacks in the first half of a game since Nov. 9, 2009 (Brett Keisel at Denver)
- ✦ Surpassed Lawrence Timmons and Kevin Greene (35.5) for the eighth-most sacks by a Steeler since sacks became an official statistic in 1982

**2016 (STEELERS)**

- ✦ Named a defensive team captain for the second straight season
- ✦ Started seven games during the regular season
- ✦ Inactive for two games due to a left hamstring injury (10/16 at Miami and 10/23 vs. New England)
- ✦ Placed on the team's Reserve/Injured List due to a pectoral injury on November 19, and missed the remainder of the regular season and postseason
- ✦ Recorded a single-game career-high 3.0 sacks in Week 4 vs. Kansas City
- ✦ Became the fourth defensive end in franchise history to record at least 3.0 sacks in a single game and the first since Ray Seals in 1994 (11/6 at Houston) since sacks became an official statistic in 1982

**2015 (STEELERS)**

- ✦ Named a defensive team captain for the first time in his career
- ✦ Started all 16 regular-season games for the second consecutive season
- ✦ Named the Steelers' 2015 Walter Payton Man of the Year, an award that recognizes a player's off-the-field community service as well as his playing excellence
- ✦ Led the team with 7.0 sacks during the regular season along with 54 tackles (39 solo), 15 tackles for loss, 13 quarterback hits, two passes defended and one forced fumble
- ✦ Recorded at least 5.0 sacks in three straight seasons, becoming the second defensive end (Keith Willis) to record 5.0 sacks in three or more consecutive seasons since sacks became an official statistic in 1982
- ✦ Started both postseason contests
- ✦ Recorded a strip sack in the second quarter of the Wild Card victory Cincinnati, the first sack and forced fumble of his career in the postseason

**2014 (STEELERS)**

- ✦ Started all 16 games during the regular season for the first time in his career
- ✦ Set a then career-high with 7.5 sacks on the season along with 53 tackles (33 solo), 16 quarterback hits, 11 tackles for loss and four passes defended
- ✦ Became the first defensive lineman to lead or tie for the team lead in sacks since Aaron Smith (2004)
- ✦ Recorded 1.5 sacks in Week 16 vs. Kansas City, the first multi-sack game of his career and the first Steelers' defensive end to record a multi-sack game since Brett Keisel (12/23/12 vs. Cincinnati)
- ✦ Started the lone postseason contest

**2013 (STEELERS)**

- ✦ Played in all 16 games, making a then career-best 13 starts
- ✦ Started his first career game in Week 3 vs. Chicago
- ✦ Recorded 5.0 sacks on the season, his first season with at least five quarterback takedowns
- ✦ Added on 59 tackles (35 solo), 10 quarterback hits, seven tackles for loss and seven passes defended
- ✦ Recorded a career-high 10 tackles, and one sack, in Week 14 vs. Miami

2012 (STEELERS)

- ✦ Saw action on the defensive line and on special teams in all 16 contests
- ✦ Recorded 20 tackles (13 solo), 1.5 sacks, three quarterback hits and two tackles for loss

2011 (STEELERS)

- ✦ Saw action in all 16 regular-season games and the lone postseason contest in his rookie season
- ✦ Totaled 11 tackles (10 solo), 1.0 sack, three quarterback hits, one forced fumble and one pass defensed
- ✦ Registered his first career sack and forced fumble in the fourth quarter in Week 5 vs. Tennessee

TRANSACTIONS

- ✦ Signed four-year contract extension with Pittsburgh on Sept. 6, 2020
- ✦ Signed six-year contract with the Steelers on July 16, 2015
- ✦ Pittsburgh exercised fifth-year option on April 22, 2014
- ✦ Signed four-year contract with the Steelers on July 29, 2011
- ✦ Drafted by Pittsburgh in the first round (31st overall) of the 2011 NFL Draft

COLLEGE

- ✦ Started 46-of-52 games at Ohio State (2007-10)
- ✦ Recorded 163 tackles, 37.5 tackles for loss, 15.0 sacks and six quarterback pressures
- ✦ Recovered two fumbles, including one in the end zone for a touchdown
- ✦ Had one interception, and he returned it 80 yards, which, at the time, ranked as the seventh longest return by a Buckeye in school history and the longest interception return by a defensive lineman
- ✦ Forced two fumbles
- ✦ Earned first-team All-Big Ten Conference honors and the Bill Willis Award, given by the OSU coaches to the team's Outstanding Defensive Player in 2010
- ✦ Earned second-team All-Big Ten Conference honors and was the recipient of the Jack Stephenson Award, given by the coaching staff to the team's outstanding defensive lineman in 2009
- ✦ Garnered Freshman All-American honors from Rivals.com, Scout.com and The Sporting News in 2007
- ✦ Graduated with a degree in human development

PERSONAL

- ✦ Attended Peachtree Ridge High School (Suwanee, Ga.)
- ✦ Named 2006 Georgia Class 5A Defensive Player of the Year, helping Peachtree Ridge capture the state championship as a senior
- ✦ Totaled 88 tackles and 11.0 sacks during his senior campaign
- ✦ Son of former NFL and University of Pittsburgh running back Craig "Ironhead" Heyward and Charlotte Heyward Blackwell
- ✦ Cameron's stepfather, Cory Blackwell, played football at Wisconsin
- ✦ Married to Allie
- ✦ Couple has one son, Callen Grey, and two daughters, Chloe and Caia
- ✦ Started his foundation, "The Heyward House" in May 2015
- ✦ Full name: Cameron Phillips Heyward

COMMUNITY

- ✦ Five-time Steelers Walter Payton Man of the Year (2015, 2017, 2018, 2021, 2022)
- ✦ Created his foundation, The Heyward House, in 2015, which supports Pittsburghers in need through a variety of programs and partnerships
- ✦ Began the Rufus and Judy Jordan Literacy Program in 2020, and as part of the program, built Little Free Libraries where he stocks books in under-served communities
- ✦ Built the Heyward Performance Center field house for his high school, Peachtree Ridge, in 2020
- ✦ Created a birthday club, Cam's Birthday Bash, where every year on his birthday, he throws a birthday party at Dave and Buster's complete with food, games and gifts, for children who often don't get the opportunity to celebrate their birthdays
- ✦ Through Craig's Closet, a program he named after his father, high school boys in the Pittsburgh area with free dress clothes for interviews, internships, banquets, and more
- ✦ Partners with Blessings in a Backpack to provide backpacks of food for students to take home over the weekend
- ✦ Began Voices of Hope Scholarship to provide brain tumor patients, or the family members of those affected by a brain tumor diagnosis, the opportunity to pursue a post-secondary education
- ✦ Annually treats 200 families per year to Thanksgiving dinner through his food distribution with Greater Pittsburgh Food Bank
- ✦ Has donated \$150,000 over the last two seasons to the Steelers Social Justice Fund
- ✦ Serves on the Steelers Social Justice Committee and led one of the Social Justice Film Series nights

REGULAR SEASON COMPARISON: DEFENSIVE - SAN FRANCISCO 49ERS

DATE	OPP	W/L	GP/GS	TACKLES					YDS.	INT	TFL	PD	QBH	MISC		
				TOT	SOLO	ASST	SACK							TD	FF	FR
12/19/11	PIT @ SF	L	P	0	0	0	0.0	0.0	0	0	1	0	0	0	0	
9/20/15	PIT vs. SF	W	S	5	5	0	1.0	7.0	0	2	0	1	0	0	0	
9/22/19	PIT @ SF	L	S	5	4	1	0.0	0.0	0	1	0	0	0	0	0	
<b>TOTALS</b>		1/2	3/2	10	9	1	1.0	7.0	0	3	1	1	0	0	0	

CAMERON HEYWARD'S NFL REGULAR SEASON DEFENSIVE STATISTICS

DATE	TEAM	GP	GS	TACKLES							INTERCEPTIONS							O. FUMB				ST			MISC			
				TK	S	A	TFL	YDS	SK	YDS	QBH	NO	YDS	LG	TD	PD	FF	FR	TD	YDS	TK	S	A	FF	FR	S	A	
2011	Steelers	16	0	11	10	1	0	0	1.0	8.0	3	0	0	0	0	1	1	0	0	0	0	0	0	0	0	0	0	0
2012	Steelers	16	0	20	13	7	2	0	1.5	5.0	3	0	0	0	0	0	0	0	0	0	0	0	0	0	0	0	0	0
2013	Steelers	16	13	59	35	24	7	51	5.0	41.0	10	0	0	0	0	7	0	1	0	8	0	0	0	0	0	0	0	0
2014	Steelers	16	16	53	33	20	11	54	7.5	47.0	16	0	0	0	0	4	0	0	0	0	0	0	0	0	0	0	0	0
2015	Steelers	16	16	54	39	15	15	69	7.0	35.0	13	0	0	0	0	2	1	0	0	0	0	0	0	0	0	0	0	0
2016	Steelers	7	7	21	17	4	4	18	3.0	16.0	5	0	0	0	0	4	0	1	0	1	0	0	0	0	0	0	0	0
2017	Steelers	15	15	45	30	15	16	78	12.0	71.0	22	0	0	0	0	3	2	1	0	0	0	0	0	0	0	0	0	0
2018	Steelers	16	16	51	29	22	10	55	8.0	60.0	18	0	0	0	0	3	1	1	0	0	0	0	0	0	0	0	0	0
2019	Steelers	16	16	83	51	32	11	53	9.0	61.0	23	0	0	0	0	6	1	1	0	0	0	0	0	0	0	0	0	0
2020	Steelers	15	15	54	30	24	7	20	4.0	28.5	19	1	0	0	0	3	0	0	0	0	0	0	0	0	0	0	0	0
2021	Steelers	17	17	89	53	36	15	58	10.0	55.5	17	1	0	0	0	9	1	1	0	0	0	0	0	0	0	0	0	0
2022	Steelers	17	17	74	39	35	14	58	10.5	72.5	23	0	0	0	0	4	1	1	0	0	0	0	0	0	0	0	0	0
NFL TOTALS		183	148	614	379	235	112	514	78.5	500.5	172	2	0	0	0	46	8	7	0	9	0	0	0	0	0	0	0	0

CAMERON HEYWARD'S NFL POSTSEASON DEFENSIVE STATISTICS

DATE	TEAM	GP	GS	TACKLES							INTERCEPTIONS							O. FUMB				ST			MISC			
				TK	S	A	TFL	YDS	SK	YDS	QBH	NO	YDS	LG	TD	PD	FF	FR	TD	YDS	TK	S	A	FF	FR	S	A	
2011	Steelers	1	0	4	3	1	0	0	0.0	0.0	0	0	0	0	0	0	0	0	0	0	0	0	0	0	0	0	0	0
2014	Steelers	1	1	2	2	0	0	0	0.0	0.0	2	0	0	0	0	0	0	0	0	0	0	0	0	0	0	0	0	0
2015	Steelers	2	2	1	1	0	0	0	1.0	11.0	4	0	0	0	0	0	1	0	0	0	0	0	0	0	0	0	0	0
2017	Steelers	1	1	1	1	0	1	2	0.0	0.0	0	0	0	0	0	0	0	0	0	0	0	0	0	0	0	0	0	0
2020	Steelers	1	1	1	1	0	0	0	0.0	0.0	0	0	0	0	0	1	0	0	0	0	0	0	0	0	0	0	0	0
2021	Steelers	1	1	4	2	2	0	0	0.0	0.0	0	0	0	0	0	1	0	0	0	0	0	0	0	0	0	0	0	0
NFL TOTALS		7	6	13	10	3	1	2	1.0	11.0	6	0	0	0	0	1	2	0	0	0	0	0	0	0	0	0	0	0

SINGLE-GAME HIGHS: DEFENSIVE

Total Tackles	10 vs. Miami Dolphins, Dec 08, 2013 9 vs. Seattle Seahawks, Oct 17, 2021 ...1 more at 9.	Fumble Recoveries	1 at Cincinnati Bengals, Sep 11, 2022 1 at Buffalo Bills, Sep 12, 2021 ...5 more at 1.
Solo Tackles	7 vs. Kansas City Chiefs, Oct 02, 2016 7 vs. Baltimore Ravens, Oct 01, 2015 ...1 more at 7.	Tackles For Loss	3 vs. Las Vegas Raiders, Dec 24, 2022 3 vs. Kansas City Chiefs, Oct 02, 2016 1 vs. Chicago Bears, Nov 08, 2021
Sacks	3.0 vs. Kansas City Chiefs, Oct 02, 2016 2.5 vs. Cincinnati Bengals, Sep 30, 2019	Interceptions	1 at New York Giants, Sep 14, 2020
Passes Defensed	2 vs. Cleveland Browns, Jan 03, 2022 2 vs. Denver Broncos, Oct 10, 2021 ...5 more at 2.	Longest Opp Fumble Return	8 at Cleveland Browns, Nov 24, 2013 1 vs. Cincinnati Bengals, Sep 18, 2016
Forced Fumbles	1 at Buffalo Bills, Oct 09, 2022 1 at Buffalo Bills, Sep 12, 2021 ...6 more at 1.		

SINGLE-GAME HIGHS - POSTSEASON: DEFENSIVE

Total Tackles	4 at Kansas City Chiefs, Jan 16, 2022 4 at Denver Broncos, Jan 08, 2012 2 vs. Baltimore Ravens, Jan 03, 2015 1 vs. Cleveland Browns, Jan 10, 2021 1 vs. Jacksonville Jaguars, Jan 14, 2018 ...1 more at 1.	Passes Defensed	1 vs. Cleveland Browns, Jan 10, 2021
Solo Tackles	3 at Denver Broncos, Jan 08, 2012 2 at Kansas City Chiefs, Jan 16, 2022 2 vs. Baltimore Ravens, Jan 03, 2015 1 vs. Cleveland Browns, Jan 10, 2021 1 vs. Jacksonville Jaguars, Jan 14, 2018 ...1 more at 1.	Forced Fumbles	1 at Kansas City Chiefs, Jan 16, 2022 1 at Cincinnati Bengals, Jan 09, 2016
Sacks	1.0 at Cincinnati Bengals, Jan 09, 2016	Tackles For Loss	1 vs. Jacksonville Jaguars, Jan 14, 2018

SINGLE-GAME HIGHS: RUSHING/RECEIVING

All-Purpose Yards	11 vs. Baltimore Ravens, Oct 20, 2013 8 at Cleveland Browns, Nov 24, 2013	Kickoff Return Yards	11 vs. Baltimore Ravens, Oct 20, 2013
Kickoff Returns	1 vs. Baltimore Ravens, Oct 20, 2013	Longest Kickoff Return	11 vs. Baltimore Ravens, Oct 20, 2013

2022 GAME-BY-GAME REGULAR-SEASON STATISTICS (STEELERS)

DATE	OPPONENT	P/S	TACKLES							INTERCEPTIONS				O. FUMB			ST			MISC			W/L	SCORE				
			TK	S	A	SK	YDS	TFL	YDS	QBH	NO	YDS	LG	TD	PD	FF	FR	TD	YDS	TK	S	A			FF	FR	S	A
09/11	at Bengals	S	2	2	0	1.0	5.0	1	5	3	0	0	0	0	0	1	0	0	0	0	0	0	0	0	0	0	W	23-20+
09/18	Patriots	S	5	3	2	0.0	0.0	0	0	0	0	0	0	1	0	0	0	0	0	0	0	0	0	0	0	0	L	14-17
09/22	at Browns	S	7	4	3	0.0	0.0	1	2	0	0	0	0	0	0	0	0	0	0	0	0	0	0	0	0	0	L	17-29
10/02	Jets	S	2	0	2	0.0	0.0	0	0	0	0	0	0	0	0	0	0	0	0	0	0	0	0	0	0	0	L	20-24
10/09	at Bills	S	5	1	4	0.0	0.0	0	0	0	0	0	0	0	1	0	0	0	0	0	0	0	0	0	0	0	L	3-38
10/16	Buccaneers	S	3	2	1	1.0	5.0	1	5	2	0	0	0	0	0	0	0	0	0	0	0	0	0	0	0	0	W	20-18
10/23	at Dolphins	S	5	4	1	0.0	0.0	1	1	0	0	0	0	0	0	0	0	0	0	0	0	0	0	0	0	0	L	10-16
10/30	at Eagles	S	2	2	0	1.0	5.0	1	5	2	0	0	0	0	0	0	0	0	0	0	0	0	0	0	0	0	L	13-35
11/13	Saints	S	3	2	1	0.0	0.0	0	0	0	0	0	0	0	0	0	0	0	0	0	0	0	0	0	0	0	W	20-10
11/20	Bengals	S	7	4	3	1.0	3.0	2	5	2	0	0	0	0	0	0	0	0	0	0	0	0	0	0	0	0	L	30-37
11/28	at Colts	S	1	0	1	0.0	0.0	0	0	3	0	0	0	0	0	0	0	0	0	0	0	0	0	0	0	0	W	24-17
12/04	at Falcons	S	4	2	2	1.0	7.0	1	7	2	0	0	0	0	1	0	0	0	0	0	0	0	0	0	0	0	W	19-16
12/11	Ravens	S	6	3	3	0.0	0.0	0	0	1	0	0	0	0	0	0	0	0	0	0	0	0	0	0	0	0	L	14-16
12/18	at Panthers	S	3	2	1	1.5	15.0	1	0	2	0	0	0	0	0	0	0	0	0	0	0	0	0	0	0	0	W	24-16
12/24	Raiders	S	7	4	3	2.0	18.0	3	18	2	0	0	0	1	0	0	0	0	0	0	0	0	0	0	0	0	W	13-10
01/01	at Ravens	S	4	1	3	0.0	0.0	0	0	0	0	0	0	0	1	0	0	0	0	0	0	0	0	0	0	0	W	16-13
01/08	Browns	S	8	3	5	2.0	14.5	2	10	4	0	0	0	0	1	0	0	0	0	0	0	0	0	0	0	0	W	28-14
2022 TOTALS		17-17	74	39	35	10.5	72.5	14	58	23	0	0	0	0	4	1	1	0	0	0	0	0	0	0	0	0	9-8	

+/- Overtime

2021 GAME-BY-GAME REGULAR-SEASON STATISTICS (STEELERS)

DATE	OPPONENT	P/S	TACKLES							INTERCEPTIONS				O. FUMB			ST			MISC			W/L	SCORE				
			TK	S	A	SK	YDS	TFL	YDS	QBH	NO	YDS	LG	TD	PD	FF	FR	TD	YDS	TK	S	A			FF	FR	S	A
09/12	at Bills	S	4	2	2	1.0	6.0	1	6	1	0	0	0	2	1	1	0	0	0	0	0	0	0	0	0	0	W	23-16
09/19	Raiders	S	7	4	3	0.0	0.0	1	0	0	0	0	0	1	0	0	0	0	0	0	0	0	0	0	0	0	L	17-26
09/26	Bengals	S	5	1	4	0.0	0.0	0	0	0	0	0	0	0	0	0	0	0	0	0	0	0	0	0	0	0	L	10-24
10/03	at Packers	S	8	5	3	0.0	0.0	1	1	1	0	0	0	0	0	0	0	0	0	0	0	0	0	0	0	0	L	17-27
10/10	Broncos	S	3	2	1	0.0	0.0	0	0	0	0	0	0	2	0	0	0	0	0	0	0	0	0	0	0	0	W	27-19
10/17	Seahawks	S	9	6	3	1.0	8.0	2	12	1	0	0	0	0	0	0	0	0	0	0	0	0	0	0	0	0	W	23-20+
10/31	at Browns	S	4	3	1	0.5	2.5	0	0	2	0	0	0	0	0	0	0	0	0	0	0	0	0	0	0	0	W	15-10
11/08	Bears	S	2	2	0	0.0	0.0	0	0	3	1	0	0	0	1	0	0	0	0	0	0	0	0	0	0	0	W	29-27
11/14	Lions	S	5	3	2	2.0	18.0	2	18	2	0	0	0	0	0	0	0	0	0	0	0	0	0	0	0	0	T	16-16
11/21	at Chargers	S	2	2	0	0.0	0.0	0	0	0	0	0	0	1	0	0	0	0	0	0	0	0	0	0	0	0	L	37-41
11/28	at Bengals	S	8	3	5	1.0	6.0	1	6	1	0	0	0	0	0	0	0	0	0	0	0	0	0	0	0	0	L	10-41
12/05	Ravens	S	4	3	1	1.0	3.0	2	5	1	0	0	0	0	0	0	0	0	0	0	0	0	0	0	0	0	W	20-19
12/09	at Vikings	S	6	3	3	0.0	0.0	1	2	0	0	0	0	0	0	0	0	0	0	0	0	0	0	0	0	0	L	28-36
12/19	Titans	S	6	2	4	0.5	5.0	0	0	1	0	0	0	0	0	0	0	0	0	0	0	0	0	0	0	0	W	19-13
12/26	at Chiefs	S	6	3	3	1.0	4.0	1	4	1	0	0	0	0	0	0	0	0	0	0	0	0	0	0	0	0	L	10-36
01/03	Browns	S	4	4	0	1.0	1.0	1	1	2	0	0	0	0	2	0	0	0	0	0	0	0	0	0	0	0	W	26-14
01/09	at Ravens	S	6	5	1	0.0	2.0	2	3	1	0	0	0	0	0	0	0	0	0	0	0	0	0	0	0	0	W	16-13+
2021 TOTALS		17-17	89	53	36	10.0	55.5	15	58	17	1	0	0	0	9	1	1	0	0	0	0	0	0	0	0	0	9-7-1	

+/- Overtime

2019 GAME-BY-GAME REGULAR-SEASON STATISTICS (STEELERS)

DATE	OPPONENT	P/S	TACKLES							INTERCEPTIONS				O. FUMB			ST			MISC			W/L	SCORE				
			TK	S	A	SK	YDS	TFL	YDS	QBH	NO	YDS	LG	TD	PD	FF	FR	TD	YDS	TK	S	A			FF	FR	S	A
09/08	at Patriots	S	7	3	4	0.0	0.0	0	0	0	0	0	0	0	0	0	0	0	0	0	0	0	0	0	0	0	L	3-33
09/15	Seahawks	S	3	3	0	0.0	0.0	1	0	0	0	0	0	0	0	0	0	0	0	0	0	0	0	0	0	0	L	26-28
09/22	at 49ers	S	5	4	1	0.0	0.0	1	1	0	0	0	0	0	0	0	0	0	0	0	0	0	0	0	0	0	L	20-24
09/30	Bengals	S	6	4	2	2.5	23.0	1	11	3	0	0	0	0	1	0	0	0	0	0	0	0	0	0	0	0	W	27-3
10/06	Ravens	S	4	4	0	1.0	3.0	1	3	2	0	0	0	0	0	0	0	0	0	0	0	0	0	0	0	0	L	23-26+
10/13	at Chargers	S	3	2	1	0.0	0.0	0	0	0	0	0	0	0	0	0	0	0	0	0	0	0	0	0	0	0	W	24-17
10/28	Dolphins	S	6	3	3	1.0	4.0	1	4	2	0	0	0	0	1	0	0	0	0	0	0	0	0	0	0	0	W	27-14
11/03	Colts	S	6	4	2	0.0	0.0	0	1	0	0	0	0	0	0	0	0	0	0	0	0	0	0	0	0	0	W	26-24
11/10	Rams	S	3	2	1	1.0	10.0	1	10	3	0	0	0	0	2	0	0	0	0	0	0	0	0	0	0	0	W	17-12
11/14	at Browns	S	6	5	1	0.0	0.0	1	1	1	0	0	0	0	0	0	0	0	0	0	0	0	0	0	0	0	L	7-21
11/24	at Bengals	S	6	2	4	1.0	8.0	1	8	5	0	0	0	0	0	0	0	0	0	0	0	0	0	0	0	0	W	16-10
12/01	Browns	S	6	3	3	0.5	1.0	1	3	1	0	0	0	0	0	1	0	0	0	0	0	0	0	0	0	0	W	20-13
12/08	at Cardinals	S	3	2	1	1.0	5.0	1	5	1	0	0	0	0	0	0	0	0	0	0	0	0	0	0	0	0	W	23-17
12/15	Bills	S	9	5	4	0.0	0.0	0	0	1	0	0	0	1	0	0	0	0	0	0	0	0	0	0	0	0	L	10-17
12/22	at Jets	S	6	2	4	0.0	0.0	0	1	0	0	0	0	0	0	0	0	0	0	0	0	0	0	0	0	0	L	10-16
12/29	at Ravens	S	4	3	1	1.0	7.0	1	7	2	0	0	0	0	1	0	0	0	0	0	0	0	0	0	0	0	L	10-28
2019 TOTALS		16-16	83	51	32	9.0	61.0	11	53	23	0	0	0	0	6	1	1	0	0	0	0	0	0	0	0	0	8-8	

+/- Overtime

2018 GAME-BY-GAME REGULAR-SEASON STATISTICS (STEELERS)

DATE	OPPONENT	P/S	TACKLES							INTERCEPTIONS				O. FUMB			ST			MISC			W/L	SCORE				
			TK	S	A	SK	YDS	TFL	YDS	QBH	NO	YDS	LG	TD	PD	FF	FR	TD	YDS	TK	S	A			FF	FR	S	A
09/09	at Browns	S	7	5	2	1.0	11.0	1	11	1	0	0	0	0	0	0	0	0	0	0	0	0	0	0	0	0	T	21-21
09/16	Chiefs	S	3	3	0	0.0	0.0	0	0	2	0	0	0	0	1	0	0	0	0	0	0	0	0	0	0	0	L	37-42
09/24	at Buccaneers	S	1	1	0	0.0	0.0	1	0																			

2017 GAME-BY-GAME REGULAR-SEASON STATISTICS (STEELERS)

DATE	OPPONENT	P/S	TACKLES							INTERCEPTIONS				O. FUMB			ST			MISC		W/L	SCORE				
			TK	S	A	SK	YDS	TFL	YDS	QBH	NO	YDS	LG	TD	PD	FF	FR	TD	YDS	TK	S			A	FF	FR	S
09/10	at Browns	S	3	1	2	1.0	4.0	1	4	1	0	0	0	0	0	0	0	0	0	0	0	0	0	0	0	W	21-18
09/17	Vikings	S	6	2	4	0.0	0.0	1	0	2	0	0	0	0	0	0	0	0	0	0	0	0	0	0	0	W	26-9
09/24	at Bears	S	3	3	0	0.0	0.0	0	0	0	0	0	0	0	0	0	0	0	0	0	0	0	0	0	L	17-23+	
10/01	at Ravens	S	4	3	1	2.0	14.0	2	14	2	0	0	0	0	0	1	1	0	0	0	0	0	0	0	W	26-9	
10/08	Jaguars	S	2	1	1	0.0	0.0	0	0	1	0	0	0	0	0	0	0	0	0	0	0	0	0	0	L	9-30	
10/15	at Chiefs	S	2	2	0	0.0	0.0	0	0	1	0	0	0	0	0	0	0	0	0	0	0	0	0	0	W	19-13	
10/22	Bengals	S	4	4	0	1.0	1.0	2	1	1	0	0	0	0	0	0	0	0	0	0	0	0	0	0	W	29-14	
10/29	at Lions	S	3	3	0	1.0	11.0	2	12	2	0	0	0	0	0	0	0	0	0	0	0	0	0	0	W	20-15	
11/12	at Colts	S	2	1	1	0.0	0.0	0	0	2	0	0	0	0	0	0	0	0	0	0	0	0	0	0	W	20-17	
11/16	Titans	S	3	2	1	2.0	23.0	2	23	3	0	0	0	0	0	0	0	0	0	0	0	0	0	0	W	40-17	
11/26	Packers	S	6	3	3	2.0	7.0	2	7	3	0	0	0	0	0	0	0	0	0	0	0	0	0	0	W	31-28	
12/04	at Bengals	S	1	1	0	0.0	0.0	1	1	0	0	0	0	0	1	0	0	0	0	0	0	0	0	0	W	23-20	
12/10	Ravens	S	1	0	1	0.0	0.0	0	0	0	0	0	0	1	0	0	0	0	0	0	0	0	0	0	W	39-38	
12/17	Patriots	S	1	1	0	1.0	8.0	1	8	2	0	0	0	0	1	0	0	0	0	0	0	0	0	0	L	24-27	
12/25	at Texans	S	4	3	1	2.0	3.0	2	8	2	0	0	0	0	0	1	0	0	0	0	0	0	0	0	W	34-6	
12/31	Browns	S																							W	28-24	
2017 TOTALS		15-15	45	30	15	12.0	71.0	16	78	22	0	0	0	0	3	2	1	0	0	0	0	0	0	0	13-3		

+ - Overtime

2016 GAME-BY-GAME REGULAR-SEASON STATISTICS (STEELERS)

DATE	OPPONENT	P/S	TACKLES							INTERCEPTIONS				O. FUMB			ST			MISC		W/L	SCORE				
			TK	S	A	SK	YDS	TFL	YDS	QBH	NO	YDS	LG	TD	PD	FF	FR	TD	YDS	TK	S			A	FF	FR	S
09/12	at Redskins	S	2	1	1	0.0	0.0	0	0	0	0	0	0	0	0	0	0	0	0	0	0	0	0	0	0	W	38-16
09/18	Bengals	S	2	2	0	0.0	0.0	0	0	0	0	0	0	0	2	0	1	0	1	0	0	0	0	0	0	W	24-16
09/25	at Eagles	S	5	4	1	0.0	0.0	0	0	0	0	0	0	0	0	0	0	0	0	0	0	0	0	0	0	L	3-34
10/02	Chiefs	S	7	7	0	3.0	16.0	3	16	3	0	0	0	0	2	0	0	0	0	0	0	0	0	0	W	43-14	
10/09	Jets	S	1	1	0	0.0	0.0	0	0	1	0	0	0	0	0	0	0	0	0	0	0	0	0	0	W	31-13	
10/16	at Dolphins																								L	15-30	
10/23	Patriots																								L	16-27	
11/06	at Ravens	S	2	1	1	0.0	0.0	1	2	1	0	0	0	0	0	0	0	0	0	0	0	0	0	0	L	14-21	
11/13	Cowboys	S	2	1	1	0.0	0.0	0	0	0	0	0	0	0	0	0	0	0	0	0	0	0	0	0	L	30-35	
2016 TOTALS		7-7	21	17	4	3.0	16.0	4	18	5	0	0	0	0	4	0	1	0	1	0	0	0	0	0	4-5		

ON INACTIVE LIST

INACTIVE

2015 GAME-BY-GAME REGULAR-SEASON STATISTICS (STEELERS)

DATE	OPPONENT	P/S	TACKLES							INTERCEPTIONS				O. FUMB			ST			MISC		W/L	SCORE				
			TK	S	A	SK	YDS	TFL	YDS	QBH	NO	YDS	LG	TD	PD	FF	FR	TD	YDS	TK	S			A	FF	FR	S
09/10	at Patriots	S	4	1	3	0.0	0.0	0	0	0	0	0	0	0	0	0	0	0	0	0	0	0	0	0	0	L	21-28
09/20	49ers	S	5	5	0	1.0	7.0	2	11	1	0	0	0	0	0	0	0	0	0	0	0	0	0	0	0	W	43-18
09/27	at Rams	S	1	0	1	0.0	0.0	0	0	0	0	0	0	0	0	0	0	0	0	0	0	0	0	0	0	W	12-6
10/01	Ravens	S	7	7	0	1.0	0.0	2	15	1	0	0	0	0	1	0	0	0	0	0	0	0	0	0	0	L	20-23+
10/12	at Chargers	S	1	1	0	0.0	0.0	0	0	2	0	0	0	0	0	0	0	0	0	0	0	0	0	0	0	W	24-20
10/18	Cardinals	S	2	2	0	0.0	0.0	2	5	2	0	0	0	0	0	0	0	0	0	0	0	0	0	0	0	W	25-13
10/25	at Chiefs	S	4	3	1	1.0	5.0	1	5	1	0	0	0	0	0	0	0	0	0	0	0	0	0	0	0	L	13-23
11/01	Bengals	S	3	1	2	0.0	0.0	1	1	0	0	0	0	1	0	0	0	0	0	0	0	0	0	0	0	L	10-16
11/08	Raiders	S	8	6	2	0.0	0.0	1	0	0	0	0	0	0	0	0	0	0	0	0	0	0	0	0	0	W	38-35
11/15	Browns	S	3	2	1	1.0	3.0	2	8	1	0	0	0	0	0	0	0	0	0	0	0	0	0	0	0	W	30-9
11/29	at Seahawks	S	3	1	2	1.0	8.0	1	8	2	0	0	0	0	0	0	0	0	0	0	0	0	0	0	0	L	30-39
12/06	Colts	S	2	1	1	0.0	0.0	0	0	0	0	0	0	0	0	0	0	0	0	0	0	0	0	0	0	W	45-10
12/13	at Bengals	S	2	2	0	1.0	4.0	1	4	1	0	0	0	0	1	0	0	0	0	0	0	0	0	0	0	W	33-20
12/20	Broncos	S	2	1	1	1.0	8.0	1	8	2	0	0	0	0	0	0	0	0	0	0	0	0	0	0	0	W	34-27
12/27	at Ravens	S	6	5	1	0.0	0.0	1	4	0	0	0	0	0	0	0	0	0	0	0	0	0	0	0	0	L	17-20
01/03	at Browns	S	1	1	0	0.0	0.0	0	0	0	0	0	0	0	0	0	0	0	0	0	0	0	0	0	0	W	28-12
2015 TOTALS		16-16	54	39	15	7.0	35.0	15	69	13	0	0	0	0	2	1	0	0	0	0	0	0	0	0	10-6		

+ - Overtime

2014 GAME-BY-GAME REGULAR-SEASON STATISTICS (STEELERS)

DATE	OPPONENT	P/S	TACKLES							INTERCEPTIONS				O. FUMB			ST			MISC		W/L	SCORE				
			TK	S	A	SK	YDS	TFL	YDS	QBH	NO	YDS	LG	TD	PD	FF	FR	TD	YDS	TK	S			A	FF	FR	S
09/07	Browns	S	4	3	1	1.0	6.0	2	8	1	0	0	0	0	0	0	0	0	0	0	0	0	0	0	0	W	30-27
09/11	at Ravens	S	7	2	5	0.0	0.0	0	0	0	0	0	0	0	0	0	0	0	0	0	0	0	0	0	0	L	6-26
09/21	at Panthers	S	1	1	0	0.0	0.0	0	0	2	0	0	0	0	0	0	0	0	0	0	0	0	0	0	0	W	37-19
09/28	Buccaneers	S	2	2	0	1.0	15.0	2	19	1	0	0	0	0	0	0	0	0	0	0	0	0	0	0	0	L	24-27
10/05	at Jaguars	S	1	0	1	0.0	0.0	0	0	0	0	0	0	0	0	0	0	0	0	0	0	0	0	0	0	W	17-9
10/12	at Browns	S	4	2	2	1.0	7.0	1	7	1	0	0	0	0	0	0	0	0	0	0	0	0	0	0	0	L	10-31
10/20	Texans	S	3	3	0	0.0	0.0	0	0	0	0	0	0	0	0	0	0	0	0	0	0	0	0	0	0	W	30-23
10/26	Colts	S	0	0	0	0.0	0.0	0	0	0	0	0	0	1	0	0	0	0	0	0	0	0	0	0	0	W	51-34
11/02	Ravens	S	2	2	0	0.0	0.0	1	2	1	0	0	0	0	0	0	0	0	0	0	0	0	0	0	0	W	43-23
11/09	at Jets	S	6	4	2	1.0	0.0	1	0	2	0	0	0	0	0	0	0	0	0	0	0	0	0	0	0	L	13-20
11/17	at Titans	S	2	1	1	0.0	0.0	0	0	1	0	0	0	0	0	0	0	0	0	0	0	0	0	0	0	W	27-24
11/30	Saints	S	4	3	1	0.0	0.0	1	4	1	0	0	0	0	1	0	0	0	0	0	0	0	0	0	0	L	32-35
12/07	at Bengals	S	4	1	3	1.0	2.0	1	0	1	0	0	0	0	0	0	0	0	0	0	0	0	0	0	0	W	42-21
12/14	at Falcons	S	2	1	1	0.0	0.0	0	0	1	0	0	0	0	1	0	0	0	0	0	0	0	0	0	0	W	27-20
12/21	Chiefs	S	4	2	2	1.5	10.0	1	7	3	0	0															

2013 GAME-BY-GAME REGULAR-SEASON STATISTICS (STEELERS)

DATE	OPPONENT	P/S	TACKLES							INTERCEPTIONS				O. FUMB			ST				MISC		W/L	SCORE			
			TK	S	A	SK	YDS	TFL	YDS	QBH	NO	YDS	LG	TD	PD	FF	FR	TD	YDS	TK	S	A			FF	FR	S
09/08	Titans	P	1	1	0	0.0	0.0	0	0	0	0	0	0	0	0	0	0	0	0	0	0	0	0	0	0	L	9-16
09/16	at Bengals	P	0	0	0	0.0	0.0	0	0	2	0	0	0	0	1	0	0	0	0	0	0	0	0	0	0	L	10-20
09/22	Bears	S	1	1	0	0.0	0.0	0	0	0	0	0	0	0	0	0	0	0	0	0	0	0	0	0	L	23-40	
09/29	at Vikings	P	0	0	0	0.0	0.0	0	0	0	0	0	0	1	0	0	0	0	0	0	0	0	0	0	L	27-34	
10/13	at Jets	S	2	1	1	0.0	0.0	0	0	1	0	0	0	0	0	0	0	0	0	0	0	0	0	0	W	19-6	
10/20	Ravens	S	1	1	0	0.0	0.0	0	0	0	0	0	0	0	0	0	0	0	0	0	0	0	0	0	W	19-16	
10/27	at Raiders	S	6	3	3	0.0	0.0	0	0	0	0	0	0	1	0	0	0	0	0	0	0	0	0	0	L	18-21	
11/03	at Patriots	S	5	2	3	1.0	8.0	1	8	2	0	0	0	0	0	0	0	0	0	0	0	0	0	0	L	31-55	
11/10	Bills	S	6	5	1	1.0	11.0	1	11	1	0	0	0	0	0	0	0	0	0	0	0	0	0	0	W	23-10	
11/17	Lions	S	6	5	1	0.0	0.0	0	0	0	0	0	0	0	2	0	0	0	0	0	0	0	0	0	W	37-27	
11/24	at Browns	S	2	1	1	1.0	7.0	1	7	1	0	0	0	0	0	1	0	8	0	0	0	0	0	0	W	27-11	
11/28	at Ravens	S	7	2	5	0.0	0.0	1	8	0	0	0	0	0	0	0	0	0	0	0	0	0	0	0	L	20-22	
12/08	Dolphins	S	10	7	3	1.0	8.0	1	8	1	0	0	0	1	0	0	0	0	0	0	0	0	0	0	L	28-34	
12/15	Bengals	S	3	1	2	0.0	0.0	0	0	0	0	0	0	0	0	0	0	0	0	0	0	0	0	0	W	30-20	
12/22	at Packers	S	6	3	3	0.0	0.0	0	0	0	0	0	0	1	0	0	0	0	0	0	0	0	0	0	W	38-31	
12/29	Browns	S	3	2	1	1.0	7.0	2	9	2	0	0	0	0	0	0	0	0	0	0	0	0	0	0	W	20-7	
2013 TOTALS			16-13	59	35	24	5.0	41.0	7	51	10	0	0	0	0	7	0	1	0	8	0	0	0	0	0	8-8	

2012 GAME-BY-GAME REGULAR-SEASON STATISTICS (STEELERS)

DATE	OPPONENT	P/S	TACKLES							INTERCEPTIONS				O. FUMB			ST				MISC		W/L	SCORE			
			TK	S	A	SK	YDS	TFL	YDS	QBH	NO	YDS	LG	TD	PD	FF	FR	TD	YDS	TK	S	A			FF	FR	S
09/09	at Broncos	P	3	2	1	0.0	0.0	0	0	0	0	0	0	0	0	0	0	0	0	0	0	0	0	0	0	L	19-31
09/16	Jets	P	1	1	0	1.0	3.0	1	0	1	0	0	0	0	0	0	0	0	0	0	0	0	0	0	0	W	27-10
09/23	at Raiders	P	0	0	0	0.0	0.0	0	0	0	0	0	0	0	0	0	0	0	0	0	0	0	0	0	0	L	31-34
10/07	Eagles	P	0	0	0	0.0	0.0	0	0	0	0	0	0	0	0	0	0	0	0	0	0	0	0	0	0	W	16-14
10/11	at Titans	P	1	0	1	0.0	0.0	0	0	0	0	0	0	0	0	0	0	0	0	0	0	0	0	0	0	L	23-26
10/21	at Bengals	P	1	1	0	0.0	0.0	0	0	0	0	0	0	0	0	0	0	0	0	0	0	0	0	0	0	W	24-17
10/28	Redskins	P	3	2	1	0.0	0.0	0	0	0	0	0	0	0	0	0	0	0	0	0	0	0	0	0	0	W	27-12
11/04	at Giants	P	0	0	0	0.0	0.0	0	0	0	0	0	0	0	0	0	0	0	0	0	0	0	0	0	0	W	24-20
11/12	Chiefs	P	0	0	0	0.0	0.0	0	0	0	0	0	0	0	0	0	0	0	0	0	0	0	0	0	0	W	16-13+
11/18	Ravens	P	2	2	0	0.0	0.0	0	0	0	0	0	0	0	0	0	0	0	0	0	0	0	0	0	0	L	10-13
11/25	at Browns	P	1	1	0	0.0	0.0	0	0	0	0	0	0	0	0	0	0	0	0	0	0	0	0	0	0	L	14-20
12/02	at Ravens	P	0	0	0	0.0	0.0	0	0	0	0	0	0	0	0	0	0	0	0	0	0	0	0	0	0	W	23-20
12/09	Chargers	P	1	1	0	0.0	0.0	0	0	1	0	0	0	0	0	0	0	0	0	0	0	0	0	0	0	L	24-34
12/16	at Cowboys	P	1	1	0	0.0	0.0	0	0	0	0	0	0	0	0	0	0	0	0	0	0	0	0	0	0	L	24-27+
12/23	Bengals	P	2	1	1	0.0	0.0	1	0	0	0	0	0	0	0	0	0	0	0	0	0	0	0	0	0	L	10-13
12/30	Browns	P	4	1	3	0.5	2.0	0	0	1	0	0	0	0	0	0	0	0	0	0	0	0	0	0	0	W	24-10
2012 TOTALS			16-0	20	13	7	1.5	5.0	2	0	3	0	0	0	0	0	0	0	0	0	0	0	0	0	0	8-8	

+ - Overtime

2011 GAME-BY-GAME REGULAR-SEASON STATISTICS (STEELERS)

DATE	OPPONENT	P/S	TACKLES							INTERCEPTIONS				O. FUMB			ST				MISC		W/L	SCORE			
			TK	S	A	SK	YDS	TFL	YDS	QBH	NO	YDS	LG	TD	PD	FF	FR	TD	YDS	TK	S	A			FF	FR	S
09/11	at Ravens	P	1	1	0	0.0	0.0	0	0	0	0	0	0	0	0	0	0	0	0	0	0	0	0	0	0	L	7-35
09/18	Seahawks	P	0	0	0	0.0	0.0	0	0	0	0	0	0	0	0	0	0	0	0	0	0	0	0	0	0	W	24-0
09/25	at Colts	P	0	0	0	0.0	0.0	0	0	0	0	0	0	0	0	0	0	0	0	0	0	0	0	0	0	W	23-20
10/02	at Texans	P	2	2	0	0.0	0.0	0	0	1	0	0	0	0	0	0	0	0	0	0	0	0	0	0	0	L	10-17
10/09	Titans	P	2	2	0	1.0	8.0	0	0	1	0	0	0	0	1	0	0	0	0	0	0	0	0	0	0	W	38-17
10/16	Jaguars	P	0	0	0	0.0	0.0	0	0	0	0	0	0	0	0	0	0	0	0	0	0	0	0	0	0	W	17-13
10/23	at Cardinals	P	0	0	0	0.0	0.0	0	0	0	0	0	0	0	0	0	0	0	0	0	0	0	0	0	0	W	32-20
10/30	Patriots	P	0	0	0	0.0	0.0	0	0	0	0	0	0	0	0	0	0	0	0	0	0	0	0	0	0	W	25-17
11/06	Ravens	P	0	0	0	0.0	0.0	0	0	0	0	0	0	0	0	0	0	0	0	0	0	0	0	0	0	L	20-23
11/13	at Bengals	P	0	0	0	0.0	0.0	0	0	0	0	0	0	0	0	0	0	0	0	0	0	0	0	0	0	W	24-17
11/27	at Chiefs	P	2	2	0	0.0	0.0	0	0	0	0	0	0	0	0	0	0	0	0	0	0	0	0	0	0	W	13-9
12/04	Bengals	P	1	0	1	0.0	0.0	0	0	0	0	0	0	0	0	0	0	0	0	0	0	0	0	0	0	W	35-7
12/08	Browns	P	0	0	0	0.0	0.0	0	0	1	0	0	0	0	0	0	0	0	0	0	0	0	0	0	0	W	14-3
12/19	at 49ers	P	0	0	0	0.0	0.0	0	0	0	0	0	0	1	0	0	0	0	0	0	0	0	0	0	0	L	3-20
12/24	Rams	P	3	3	0	0.0	0.0	0	0	0	0	0	0	0	0	0	0	0	0	0	0	0	0	0	0	W	27-0
01/01	at Browns	P	0	0	0	0.0	0.0	0	0	0	0	0	0	0	0	0	0	0	0	0	0	0	0	0	0	W	13-9
2011 TOTALS			16-0	11	10	1	1.0	8.0	0	0	3	0	0	0	0	1	1	0	0	0	0	0	0	0	0	0	12-4





**83**

TIGHT END/FULLBACK

**CONNOR HEYWARD**

**HEIGHT:** 6-0  
**WEIGHT:** 230  
**BORN:** January 22, 1999  
**COLLEGE:** Michigan State

**BIRTHPLACE:** Duluth, GA  
**HOW ACQUIRED:** D6 '22  
**NFL EXPERIENCE:** 2nd year

**PRO CAREER**

- ✦ Has played in 17 games (no starts)
- ✦ Made NFL debut in Week 1 of 2022 (at Cincinnati)

**2022 (STEELERS)**

- ✦ Appeared in all 17 regular-season games
- ✦ Registered 12 receptions for 151 yards and one touchdown and two rushes for 27 yards
- ✦ Added on nine tackles (three solo) on special teams
- ✦ Caught the first two passes of his career in Week 5 at Buffalo
- ✦ Hauled in a season-long 45-yard reception in the fourth quarter in Week 6 vs. Tampa Bay that set up a Chase Claypool touchdown two plays later
- ✦ Caught his first touchdown on a 17-yard pass in Week 13 at Atlanta, his hometown where his late father, Craig Heyward, used to play
- ✦ Sealed the victory with a 21-yard run with 25 seconds left in the fourth quarter in Week 16 vs. Las Vegas

**TRANSACTIONS**

- ✦ Signed a four-year contract with Pittsburgh on May 13, 2022
- ✦ Drafted in the sixth round (208th overall) of the 2022 NFL Draft

**COLLEGE**

- ✦ Played in 49 career games with the Spartans from 2017-21, including 28 starts (eight in 2018, one in 2019, six in 2020, 13 in 2021; 15 at running back from 2018-20, 13 at tight end in 2021)
- ✦ Four-year letterwinner
- ✦ Accepted a Senior Bowl invitation
- ✦ Made the position switch from running back to tight end during preseason camp in 2021
- ✦ Finished his career with 2,265 all-purpose yards (825 rushing, 723 kick return, 711 receiving, 6 punt return)
- ✦ Scored 11 career TDs (six receiving, five rushing)
- ✦ Finished his career with 825 rushing yards on 211 carries with five TDs
- ✦ Recorded 96 career receptions for 711 yards and six TDs
- ✦ Returned 33 kickoffs in his career for 723 yards, ranking No. 16 on MSU career kick return yards list and tied for No. 18 on career kick return list (33)
- ✦ A finalist for the Paul Hornung Award as a sophomore in 2018

**PERSONAL**

- ✦ Versatile athlete played five different positions (quarterback, receiver, running back, safety, punter) and was a three-year starter on varsity for Coach Mark Fleetwood at Peachtree Ridge High School
- ✦ Ranked among the top players in Georgia by ESPN.com (No. 58) and 247Sports (No. 96)
- ✦ Listed one of the top all-purpose athletes in the nation by 247Sports (No. 64), Scout.com (No. 67) and ESPN.com (No. 91)
- ✦ Rated one of the top all-purpose athletes in Georgia (No. 11) and the South (No. 30) by Scout.com
- ✦ Named first-team All-Gwinnett County and was an honorable mention all-state choice
- ✦ Selected for the 2016 Gwinnett All-Star Game
- ✦ Team captain his senior year
- ✦ Recorded 47 receptions for 580 yards, including six TD catches, as a senior in 2016
- ✦ Ran for 250 yards on 57 carries and accounted for 10 rushing TDs
- ✦ On defense, started every game at safety and totaled 71 tackles, seven pass break-ups and three interceptions
- ✦ Recorded a 37.0-yard punting average
- ✦ Ended his varsity career with more than 125 receptions and 35 total TDs
- ✦ Four-year starter on the basketball team
- ✦ Son of Charlotte and the late Craig Heyward
- ✦ His late father, Craig, played college football at Pittsburgh before spending 11 years in the NFL with New Orleans (1988-1991), Chicago (1992), Atlanta (1994-95), St. Louis (1997) and Indianapolis (1998); he rushed for 4,301 career yards and was a Pro Bowl selection in 1995 with the Falcons
- ✦ His oldest brother, Cameron, was a 2011 NFL first-round draft choice (No. 31 overall) out of Ohio State and is in his 13th season with the Steelers as a defensive end; he has earned Pro Bowl honors four straight years (2017-20) and All-Pro accolades twice (2017, 2019)
- ✦ Also has an older brother, Corey, who played basketball at Georgia Tech (2013-17)
- ✦ Graduated in May 2021 with a bachelor's degree in communication

**CONNOR HEYWARD'S NFL REGULAR SEASON RUSHING/RECEIVING STATISTICS**

DATE	TEAM	GP	GS	RECEIVING					RUSHING				
				NO.	YDS.	AVG.	LG	TD	NO.	YDS.	AVG.	LG	TD
2022	Steelers	17	0	12	151	12.6	45	1	2	27	13.5	21	0
<b>NFL TOTALS</b>		<b>17</b>	<b>0</b>	<b>12</b>	<b>151</b>	<b>12.6</b>	<b>45</b>	<b>1</b>	<b>2</b>	<b>27</b>	<b>13.5</b>	<b>21</b>	<b>0</b>

CONNOR HEYWARD'S NFL REGULAR SEASON RETURN STATISTICS

DATE	TEAM	KICKOFF RETURNS					PUNT RETURNS					
		RET.	YDS.	AVG.	LG	TD	NO.	FC	YDS.	AVG.	LG	TD
2022	Steelers	0	0	0.0	0	0	0	0	0	0.0	0	0
<b>NFL TOTALS</b>		<b>0</b>	<b>0</b>	<b>0.0</b>	<b>0</b>	<b>0</b>	<b>0</b>	<b>0</b>	<b>0</b>	<b>0.0</b>	<b>0</b>	<b>0</b>


SINGLE-GAME HIGHS: RUSHING/RECEIVING

Longest Runs	21 vs. Las Vegas Raiders, Dec 24, 2022 6 vs. Cleveland Browns, Jan 08, 2023	Longest Receptions	45 vs. Tampa Bay Buccaneers, Oct 16, 2022 27 vs. Cleveland Browns, Jan 08, 2023
Receptions	3 vs. Cleveland Browns, Jan 08, 2023 2 vs. New Orleans Saints, Nov 13, 2022 ...2 more at 2.	All-Purpose Yards	51 vs. Cleveland Browns, Jan 08, 2023 49 vs. Tampa Bay Buccaneers, Oct 16, 2022
Receiving Yards	49 vs. Tampa Bay Buccaneers, Oct 16, 2022 45 vs. Cleveland Browns, Jan 08, 2023	Special Teams Tackles	2 at Philadelphia Eagles, Oct 30, 2022 1 at Baltimore Ravens, Jan 01, 2023 ...6 more at 1.
Receiving Average	15.0 vs. Cleveland Browns, Jan 08, 2023	Most TDs	1 at Atlanta Falcons, Dec 04, 2022

2022 GAME-BY-GAME REGULAR-SEASON STATISTICS (STEELERS)

DATE	OPPONENT	P/S	RECEIVING					RUSHING					W/L	SCORE	
			NO.	YDS.	AVG.	LG	TD	NO.	YDS.	AVG.	LG	TD			
09/11	at Bengals	P	0	0	0.0	0	0	0	0	0.0	0	0	0	W	23-20+
09/18	Patriots	P	0	0	0.0	0	0	0	0	0.0	0	0	0	L	14-17
09/22	at Browns	P	0	0	0.0	0	0	0	0	0.0	0	0	0	L	17-29
10/02	Jets	P	0	0	0.0	0	0	0	0	0.0	0	0	0	L	20-24
10/09	at Bills	P	2	12	6.0	7	0	0	0	0.0	0	0	0	L	3-38
10/16	Buccaneers	P	2	49	24.5	45	0	0	0	0.0	0	0	0	W	20-18
10/23	at Dolphins	P	1	6	6.0	6	0	0	0	0.0	0	0	0	L	10-16
10/30	at Eagles	P	0	0	0.0	0	0	0	0	0.0	0	0	0	L	13-35
11/13	Saints	P	2	9	4.5	8	0	0	0	0.0	0	0	0	W	20-10
11/20	Bengals	P	0	0	0.0	0	0	0	0	0.0	0	0	0	L	30-37
11/28	at Colts	P	0	0	0.0	0	0	0	0	0.0	0	0	0	W	24-17
12/04	at Falcons	P	1	17	17.0	17t	1	0	0	0.0	0	0	0	W	19-16
12/11	Ravens	P	1	13	13.0	13	0	0	0	0.0	0	0	0	L	14-16
12/18	at Panthers	P	0	0	0.0	0	0	0	0	0.0	0	0	0	W	24-16
12/24	Raiders	P	0	0	0.0	0	0	1	21	21.0	21	0	0	W	13-10
01/01	at Ravens	P	0	0	0.0	0	0	0	0	0.0	0	0	0	W	16-13
01/08	Browns	P	3	45	15.0	27	0	1	6	6.0	6	0	0	W	28-14
<b>2022 TOTALS</b>		<b>17-0</b>	<b>12</b>	<b>151</b>	<b>12.6</b>	<b>45</b>	<b>1</b>	<b>2</b>	<b>27</b>	<b>13.5</b>	<b>21</b>	<b>0</b>	<b>9-8</b>		

+ - Overtime



56

**LINEBACKER**  
**ALEX HIGHSMITH**

<b>HEIGHT:</b> 6-4	<b>BIRTHPLACE:</b> Wilmington, NC
<b>WEIGHT:</b> 242	<b>HOW ACQUIRED:</b> D3 '20
<b>BORN:</b> August 7, 1997	<b>NFL EXPERIENCE:</b> 4th year
<b>COLLEGE:</b> Charlotte	

**PRO CAREER**

- ✦ Has played in 49 games (38 starts) in his NFL career
- ✦ Has registered 179 tackles (110 solo), 32 tackles for loss, 22.5 sacks, 41 quarterback hits, one interception, two passes defended and six forced fumbles
- ✦ Has recorded six tackles (four solo) on special teams
- ✦ Ranks first in strip sacks (five), first in forced fumbles (six) and tied for second-most in sacks (17.5) in his last 20 games dating back to Week 16 of the 2021 season
- ✦ Has recorded seven multi-sack games in his career
- ✦ Made NFL debut in Week 1 of 2020 (at N.Y. Giants)
- ✦ Made NFL starting debut in Week 13 of 2020 (vs. Washington)

**2022 (STEELERS)**

- ✦ Played in 17 regular-season games (17 starts)
- ✦ Registered 63 tackles (38 solo), 20 quarterback hits, 12 tackles for loss, five forced fumbles, 14.5 sacks and one pass defended
- ✦ Ranked first on the team in sacks and forced fumbles
- ✦ Ranked second on the team in tackles for loss and quarterback hits
- ✦ His 14.5 sacks were tied for sixth-most in the NFL, fourth-most in the AFC and fifth-most in single-season franchise history
- ✦ His five forced fumbles were tied for first in the League
- ✦ His four strip sacks were tied for second-most in the League
- ✦ Registered career highs in sacks (3.0) and quarterback hits (four) in Week 1 at Cincinnati
- ✦ Added on nine tackles (six solo), two tackles for loss and a forced fumble that was recovered by DT Cameron Heyward in Week 1 at Cincinnati
- ✦ Recorded the fifth multi-sack game of his career with 1.5 in Week 3 at Cleveland, along with eight tackles (six solo), two quarterback hits and two tackles for loss
- ✦ Strip sacked QB Tom Brady in a Week 6 victory vs. Tampa Bay
- ✦ Was named the AFC Defensive Player of the Week for his performance in Week 10 vs. New Orleans where he registered five tackles (three solo), 2.0 sacks, one tackle for loss, one quarterback hit and one forced fumble
- ✦ Notched his fourth strip sack of the season in Week 12 at Indianapolis
- ✦ Took down QB Deshaun Watson for 2.5 sacks in the season finale vs. Cleveland along with eight tackles (six solo), two tackles for loss and three quarterback hits

**2021 (STEELERS)**

- ✦ Played in 16 regular-season games (16 starts)
- ✦ Registered career highs in tackles (74 total, 46 solo) and tackles for loss (15)
- ✦ Added on 15 quarterback hits, 6.0 sacks and one forced fumble
- ✦ Inactive due to a groin injury in Week 3 vs Cincinnati
- ✦ Registered the first multi-sack game of his career with 1.5 takedowns of QB Geno Smith in Week 6 vs Seattle and repeated the feat in Week 11 at the Los Angeles Chargers
- ✦ Recorded the first game of his career with double-digit tackles (11) in Week 10 vs Detroit
- ✦ Left the Week 14 game at Minnesota with a hamstring injury and did not return
- ✦ Notched the first strip sack of his career on QB Patrick Mahomes in Week 16 at Kansas City
- ✦ Recorded a career-high 2.0 sacks in Week 17 vs Cleveland

**2020 (STEELERS)**

- ✦ Played in 16 games (five starts)
- ✦ Registered 42 tackles, 26 solo stops, five tackles for loss, 2.0 sacks, six quarterback hits, one interception and one pass defended
- ✦ Recorded six tackles (four solo) on special teams
- ✦ Reached a career high in special-teams tackles with three in Week 6 vs. Cleveland
- ✦ Recorded the first sack of his career in Week 9 at Dallas
- ✦ Entered the starting lineup in Week 13 vs. Washington
- ✦ Intercepted his first career pass in Week 8 at Baltimore

**TRANSACTIONS**

- ✦ Signed a four-year contract with Pittsburgh on July 21, 2020
- ✦ Drafted by the Steelers in the third round (102nd overall) of the 2020 NFL Draft

COLLEGE

- \* Four-year letterwinner at Charlotte (2015-19)
- \* Owns school records for sacks in a game (4.5), season (14.0) and career (20.0) and tackles for loss in a game (5.0) and season (21.5)
- \* Ranks second in school history with 46.0 tackles for loss and fifth with 185 career tackles
- \* 2020 NFL Combine participant
- \* Named to the 2020 NFL All-Combine Team as an edge rusher
- \* 2020 East-West Shrine Bowl
- \* 2019 Third Team All-American by both AP and Pro Football Focus
- \* First 49er to earn All-American honors
- \* 2020 East-West Shrine Bowl
- \* 2018 and 2019 First Team All-Conference USA (coaches)
- \* First 49er to be named first-team All-C-USA twice
- \* 2019 First Team All-C-USA by PFF and Phil Steele
- \* Ranked fourth in the nation in sacks (14.0) and fifth in tackles for loss (21.5) in 2019
- \* Named to PFF's 2019 All-Draft Stock Team for those players whose draft stock rose the most this season
- \* Starting DE in 49ers' first-ever bowl game (2019 Bahamas Bowl)
- \* 2019 Team Captain
- \* 2019 Chuck Bednarik Award (Defensive Player of the Year) Watch List
- \* 2019 Burlsworth Trophy Semifinalist
- \* 2018 first-team all-C-USA by PFF and second team by Phil Steele
- \* Joined the 49ers for the 2015 season as a walk-on
- \* Earned scholarship during the summer of 2017
- \* Graduated with a degree in exercise science

PERSONAL

- \* Attended Eugene Ashley High School (Wilmington, North Carolina)
- \* Parents are Sam and Pam Highsmith
- \* Has a sister, Lauryn
- \* A/B Honor Roll throughout high school
- \* National Honor Society
- \* Also played basketball and baseball

COMMUNITY

- \* Foundation supports development in physical and family involvement, athletic participation, academic support, social/emotional support, and family involvement
- \* Has hosted youth football camps during the past three off-season
- \* Donated backpacks and school supplies to Clairton Elementary school last season
- \* Serves on the Steelers Social Justice Committee and led one of the Social Justice Film Series nights

ALEX HIGHSMITH'S NFL REGULAR SEASON DEFENSIVE STATISTICS

DATE	TEAM	GP	GS	TACKLES					YDS	QBH	INTERCEPTIONS					O. FUMB			ST			MISC					
				TK	S	A	TFL	YDS			NO	YDS	LG	TD	PD	FF	FR	TD	YDS	TK	S	A	FF	FR	S	A	
2020	Steelers	16	5	42	26	16	5	22	2.0	16.0	6	1	2	2	0	1	0	0	0	0	6	4	2	0	0	0	0
2021	Steelers	16	16	74	46	28	15	54	6.0	35.5	15	0	0	0	0	1	0	0	0	0	0	0	0	0	0	0	0
2022	Steelers	17	17	63	38	25	12	91	14.5	118.0	20	0	0	0	0	1	5	0	0	0	0	0	0	0	0	0	0
<b>NFL TOTALS</b>		<b>49</b>	<b>38</b>	<b>179</b>	<b>110</b>	<b>69</b>	<b>32</b>	<b>167</b>	<b>22.5</b>	<b>169.5</b>	<b>41</b>	<b>1</b>	<b>2</b>	<b>2</b>	<b>0</b>	<b>2</b>	<b>6</b>	<b>0</b>	<b>0</b>	<b>0</b>	<b>6</b>	<b>4</b>	<b>2</b>	<b>0</b>	<b>0</b>	<b>0</b>	<b>0</b>

ALEX HIGHSMITH'S NFL POSTSEASON DEFENSIVE STATISTICS

DATE	TEAM	GP	GS	TACKLES					YDS	QBH	INTERCEPTIONS					O. FUMB			ST			MISC					
				TK	S	A	TFL	YDS			NO	YDS	LG	TD	PD	FF	FR	TD	YDS	TK	S	A	FF	FR	S	A	
2020	Steelers	1	1	2	1	1	0	0	0.0	0.0	0	0	0	0	0	0	0	0	0	0	0	0	0	0	0	0	0
2021	Steelers	1	1	3	2	1	1	10	1.0	10.0	1	0	0	0	0	0	0	0	0	0	0	0	0	0	0	0	0
<b>NFL TOTALS</b>		<b>2</b>	<b>2</b>	<b>5</b>	<b>3</b>	<b>2</b>	<b>1</b>	<b>10</b>	<b>1.0</b>	<b>10.0</b>	<b>1</b>	<b>0</b>	<b>0</b>	<b>0</b>	<b>0</b>	<b>0</b>	<b>0</b>	<b>0</b>	<b>0</b>	<b>0</b>	<b>0</b>	<b>0</b>	<b>0</b>	<b>0</b>	<b>0</b>	<b>0</b>	<b>0</b>

SINGLE-GAME HIGHS: DEFENSIVE

- Total Tackles 11 vs. Detroit Lions, Nov 14, 2021
- 9 at Cincinnati Bengals, Sep 11, 2022  
...1 more at 9.
- Solo Tackles 8 vs. Detroit Lions, Nov 14, 2021
- 7 vs. Cleveland Browns, Jan 03, 2022
- Sacks 3.0 at Cincinnati Bengals, Sep 11, 2022
- 2.5 vs. Cleveland Browns, Jan 08, 2023
- Passes Defensed 1 at Baltimore Ravens, Nov 01, 2020
- Forced Fumbles 1 at Carolina Panthers, Dec 18, 2022
- 1 at Indianapolis Colts, Nov 28, 2022  
...4 more at 1.
- Tackles For Loss 3 vs. Cleveland Browns, Jan 03, 2022
- 2 vs. Cleveland Browns, Jan 08, 2023  
...6 more at 2.
- Interceptions 1 at Baltimore Ravens, Nov 01, 2020
- Interception Return Yards 2 at Baltimore Ravens, Nov 01, 2020
- Special Teams Tackles 3 vs. Cleveland Browns, Oct 18, 2020
- 1 vs. Indianapolis Colts, Dec 27, 2020  
...2 more at 1.

SINGLE-GAME HIGHS - POSTSEASON: DEFENSIVE

- Total Tackles 3 at Kansas City Chiefs, Jan 16, 2022
- 2 vs. Cleveland Browns, Jan 10, 2021
- Solo Tackles 2 at Kansas City Chiefs, Jan 16, 2022
- 1 vs. Cleveland Browns, Jan 10, 2021
- Sacks 1.0 at Kansas City Chiefs, Jan 16, 2022
- Tackles For Loss 1 at Kansas City Chiefs, Jan 16, 2022

2022 GAME-BY-GAME REGULAR-SEASON STATISTICS (STEELERS)

DATE	OPPONENT	P/S	TACKLES							INTERCEPTIONS				O. FUMB			ST				MISC		W/L	SCORE			
			TK	S	A	SK	YDS	TFL	YDS	QBH	NO	YDS	LG	TD	PD	FF	FR	TD	YDS	TK	S	A			FF	FR	S
09/11	at Bengals	S	9	6	3	3.0	23.0	2	14	4	0	0	0	0	0	1	0	0	0	0	0	0	0	0	0	W	23-20+
09/18	Patriots	S	3	2	1	0.0	0.0	0	0	1	0	0	0	0	0	0	0	0	0	0	0	0	0	0	0	L	14-17
09/22	at Browns	S	8	6	2	1.5	11.0	2	12	2	0	0	0	0	0	0	0	0	0	0	0	0	0	0	L	17-29	
10/02	Jets	S	4	1	3	1.0	4.0	1	4	1	0	0	0	0	0	0	0	0	0	0	0	0	0	0	L	20-24	
10/09	at Bills	S	1	1	0	0.0	0.0	1	4	0	0	0	0	0	0	0	0	0	0	0	0	0	0	0	L	3-38	
10/16	Buccaneers	S	1	1	0	1.0	9.0	0	0	1	0	0	0	0	1	1	0	0	0	0	0	0	0	0	W	20-18	
10/23	at Dolphins	S	1	0	1	0.0	0.0	0	0	0	0	0	0	0	0	0	0	0	0	0	0	0	0	0	L	10-16	
10/30	at Eagles	S	4	2	2	0.0	0.0	1	10	0	0	0	0	0	0	0	0	0	0	0	0	0	0	0	L	13-35	
11/13	Saints	S	5	3	2	2.0	17.0	1	8	1	0	0	0	0	1	0	0	0	0	0	0	0	0	0	W	20-10	
11/20	Bengals	S	1	0	1	0.5	3.0	0	0	3	0	0	0	0	0	0	0	0	0	0	0	0	0	0	L	30-37	
11/28	at Colts	S	6	4	2	1.0	7.0	0	0	2	0	0	0	0	1	0	0	0	0	0	0	0	0	0	W	24-17	
12/04	at Falcons	S	1	1	0	0.0	0.0	0	0	0	0	0	0	0	0	0	0	0	0	0	0	0	0	0	W	19-16	
12/11	Ravens	S	3	1	2	0.0	0.0	0	0	0	0	0	0	0	0	0	0	0	0	0	0	0	0	0	L	14-16	
12/18	at Panthers	S	4	3	1	1.0	8.0	1	8	1	0	0	0	0	1	0	0	0	0	0	0	0	0	0	W	24-16	
12/24	Raiders	S	1	1	0	1.0	13.0	1	13	1	0	0	0	0	0	0	0	0	0	0	0	0	0	0	W	13-10	
01/01	at Ravens	S	3	0	3	0.0	0.0	0	0	0	0	0	0	0	0	0	0	0	0	0	0	0	0	0	W	16-13	
01/08	Browns	S	8	6	2	2.5	23.0	2	18	3	0	0	0	0	0	0	0	0	0	0	0	0	0	0	W	28-14	
2022 TOTALS		17-17	63	38	25	14.5	118.0	12	91	20	0	0	0	0	1	5	0	0	0	0	0	0	0	0	9-8		

+ - Overtime

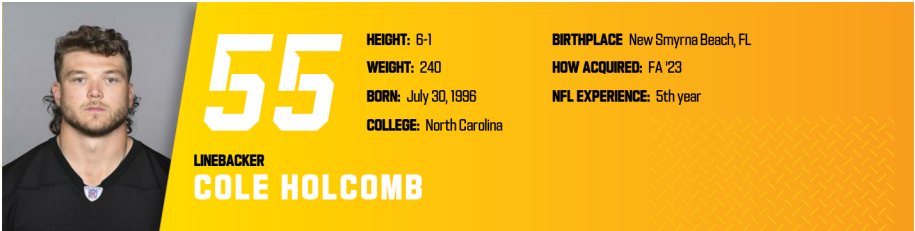
2021 GAME-BY-GAME REGULAR-SEASON STATISTICS (STEELERS)


DATE	OPPONENT	P/S	TACKLES							INTERCEPTIONS				O. FUMB			ST				MISC		W/L	SCORE			
			TK	S	A	SK	YDS	TFL	YDS	QBH	NO	YDS	LG	TD	PD	FF	FR	TD	YDS	TK	S	A			FF	FR	S
09/12	at Bills	S	4	3	1	0.0	0.0	0	0	0	0	0	0	0	0	0	0	0	0	0	0	0	0	0	0	W	23-16
09/19	Raiders	S	4	3	1	0.0	0.0	1	4	0	0	0	0	0	0	0	0	0	0	0	0	0	0	0	0	L	17-26
09/26	Bengals																									L	10-24
10/03	at Packers	S	5	2	3	0.0	0.0	0	0	0	0	0	0	0	0	0	0	0	0	0	0	0	0	0	L	17-27	
10/10	Broncos	S	1	1	0	0.0	0.0	0	0	0	0	0	0	0	0	0	0	0	0	0	0	0	0	0	W	27-19	
10/17	Seahawks	S	7	2	5	1.5	15.5	2	9	4	0	0	0	0	0	0	0	0	0	0	0	0	0	0	W	23-20+	
10/31	at Browns	S	4	1	3	0.0	0.0	1	1	0	0	0	0	0	0	0	0	0	0	0	0	0	0	0	W	15-10	
11/08	Bears	S	3	0	3	0.0	0.0	0	0	2	0	0	0	0	0	0	0	0	0	0	0	0	0	0	W	29-27	
11/14	Lions	S	11	8	3	0.0	0.0	2	9	1	0	0	0	0	0	0	0	0	0	0	0	0	0	0	T	16-16	
11/21	at Chargers	S	6	3	3	1.5	6.0	1	4	3	0	0	0	0	0	0	0	0	0	0	0	0	0	0	L	37-41	
11/28	at Bengals	S	5	3	2	0.0	0.0	2	8	0	0	0	0	0	0	0	0	0	0	0	0	0	0	0	L	10-41	
12/05	Ravens	S	3	3	0	0.0	0.0	2	3	0	0	0	0	0	0	0	0	0	0	0	0	0	0	0	W	20-19	
12/09	at Vikings	S	1	1	0	0.0	0.0	1	0	0	0	0	0	0	0	0	0	0	0	0	0	0	0	0	L	28-36	
12/19	Titans	S	4	4	0	0.0	0.0	0	0	1	0	0	0	0	0	0	0	0	0	0	0	0	0	0	W	19-13	
12/26	at Chiefs	S	5	2	3	1.0	0.0	0	0	1	0	0	0	0	1	0	0	0	0	0	0	0	0	0	L	10-36	
01/03	Browns	S	7	7	0	2.0	14.0	3	16	2	0	0	0	0	0	0	0	0	0	0	0	0	0	0	W	26-14	
01/09	at Ravens	S	4	3	1	0.0	0.0	0	0	1	0	0	0	0	0	0	0	0	0	0	0	0	0	0	W	16-13+	
2021 TOTALS		16-16	74	46	28	6.0	35.5	15	54	15	0	0	0	0	1	0	0	0	0	0	0	0	0	0	9-7-1		

+ - Overtime

2020 GAME-BY-GAME REGULAR-SEASON STATISTICS (STEELERS)

DATE	OPPONENT	P/S	TACKLES							INTERCEPTIONS				O. FUMB			ST				MISC		W/L	SCORE			
			TK	S	A	SK	YDS	TFL	YDS	QBH	NO	YDS	LG	TD	PD	FF	FR	TD	YDS	TK	S	A			FF	FR	S
09/14	at Giants	P	1	1	0	0.0	0.0	0	0	0	0	0	0	0	0	0	0	0	0	0	0	0	0	0	W	26-16	
09/20	Broncos	P	0	0	0	0.0	0.0	0	0	0	0	0	0	0	0	0	0	0	0	0	0	0	0	0	W	26-21	
09/27	Texans	P	1	1	0	0.0	0.0	1	1	0	0	0	0	0	0	0	0	0	0	0	0	0	0	0	W	28-21	
10/11	Eagles	P	1	1	0	0.0	0.0	0	0	0	0	0	0	0	0	0	0	0	0	0	0	0	0	0	W	38-29	
10/18	Browns	P	0	0	0	0.0	0.0	0	0	0	0	0	0	0	0	0	0	0	3	2	1	0	0	0	W	38-7	
10/25	at Titans	P	4	3	1	0.0	0.0	0	0	0	0	0	0	0	0	0	0	0	0	0	0	0	0	0	W	27-24	
11/01	at Ravens	P	2	0	2	0.0	0.0	0	0	0	1	2	2	0	1	0	0	0	0	0	0	0	0	0	W	28-24	
11/08	at Cowboys	P	2	2	0	1.0	6.0	1	6	1	0	0	0	0	0	0	0	0	1	1	0	0	0	0	W	24-19	
11/15	Bengals	P	1	1	0	0.0	0.0	1	1	0	0	0	0	0	0	0	0	0	0	0	0	0	0	0	W	36-10	
11/22	at Jaguars	P	2	2	0	0.0	0.0	0	0	0	0	0	0	0	0	0	0	0	0	0	0	0	0	0	W	27-3	
12/02	Ravens	P	1	0	1	0.0	0.0	0	0	0	0	0	0	0	0	0	0	0	1	0	1	0	0	0	W	19-14	
12/07	Football Team	S	5	2	3	0.0	0.0	0	0	0	0	0	0	0	0	0	0	0	0	0	0	0	0	0	L	17-23	
12/13	at Bills	S	1	1	0	0.0	0.0	1	4	1	0	0	0	0	0	0	0	0	0	0	0	0	0	0	L	15-26	
12/21	at Bengals	S	5	3	2	0.0	0.0	0	0	1	0	0	0	0	0	0	0	0	0	0	0	0	0	0	L	17-27	
12/27	Colts	S	7	3	4	0.0	0.0	0	0	2	0	0	0	0	0	0	0	0	1	1	0	0	0	0	W	28-24	
01/03	at Browns	S	9	6	3	1.0	10.0	1	10	1	0	0	0	0	0	0	0	0	0	0	0	0	0	0	L	22-24	
2020 TOTALS		16-5	42	26	16	2.0	16.0	5	22	6	1	2	2	0	1	0	0	0	0	6	4	2	0	0	0	12-4	





# 55

**LINEBACKER**

## COLE HOLCOMB

**HEIGHT:** 6-1

**WEIGHT:** 240

**BORN:** July 30, 1996

**COLLEGE:** North Carolina

**BIRTHPLACE:** New Smyrna Beach, FL

**HOW ACQUIRED:** FA '23

**NFL EXPERIENCE:** 5th year

**PRO CAREER**

- ✦ Has played in 50 games (48 starts) over his four-year NFL career (Washington, 2019-22)
- ✦ Has registered 382 tackles (233 solo), 15 tackles for loss, 10 passes defended, 4.5 sacks, five forced fumbles, nine quarterback hits, three interceptions and one interception returned for a touchdown
- ✦ Has recorded double-digit tackles in 15 games
- ✦ Made NFL debut in Week 1 of 2019 (at Philadelphia)
- ✦ Made NFL starting debut in Week 1 of 2019 (at Philadelphia)

**2022 (WASHINGTON)**

- ✦ Played in and started the first seven games of the season before missing the remainder due to injury
- ✦ Registered 69 tackles (37 solo), one tackle for loss, one quarterback hit and one pass defended
- ✦ Recorded 16 tackles (11 solo) in Week 5 vs. Tennessee, a single-game career high
- ✦ His 16 tackles in Week 5 were the most in a single game by any Washington player since 2017 (Mason Foster, 17) and third-most in the previous 10 seasons
- ✦ Served as a team captain

**2021 (WASHINGTON)**

- ✦ Played in and started 16 regular-season games
- ✦ Set career highs in total tackles (142), solo tackles (83), interceptions (2), passes defended (seven) and fumble recoveries (one)
- ✦ Led the team in tackles and ranked second in forced fumbles and interceptions
- ✦ Became one of six linebackers in franchise history to have at least two interceptions and seven passes defended in a single season and first since 2012
- ✦ Recorded double-digit tackles in eight of 16 games played
- ✦ Forced a fumble in Week 4 at Atlanta and Week 6 vs. Kansas City
- ✦ Became the first Washington inside linebacker to record an interception returned for a touchdown since 2007 in Week 14 vs. Dallas

**2020 (WASHINGTON)**

- ✦ Appeared in 11 regular-season games (10 starts)
- ✦ Recorded 70 tackles (43 solo), six tackle for loss, four quarterback hits, 2.5 sacks, one interception and one pass defended
- ✦ Caught his first career interception in Week 7 vs. Dallas

**2019 (WASHINGTON)**

- ✦ Played in all 16 regular-season games (15 starts) as a rookie
- ✦ Recorded 101 tackles (third-best on the team), 70 solo tackles (second-best on the team), six tackles for loss, two quarterback hits, 1.0 sack and one pass defended
- ✦ Forced a career-high three fumbles, which ranked second-most among rookies

**TRANSACTIONS**

- ✦ Signed a three-year contract with Pittsburgh on Mar. 15, 2023
- ✦ Signed a four-year contract with Washington on May 9, 2019
- ✦ Drafted by Washington in the fifth round (173rd overall) of the 2019 NFL Draft

**COLLEGE**

- ✦ Played in 49 games (34 starts) at the University of North Carolina (2015-18)
- ✦ Finished with 328 tackles (171 solo), 15.5 tackles for loss, 12 passes defended, four forced fumbles, 2.5 sacks and one fumble recovery
- ✦ Earned second-team All-ACC honors as a senior
- ✦ His 105 tackles in 2018 led the team for the third consecutive year while his 9.5 tackles per game led the ACC and ranked 31st nationally
- ✦ In 2017, led the team in tackles for the second year in a row with 93 and ranked sixth in the ACC with 8.5 tackles per game
- ✦ In 2016, finished fifth in the ACC in tackles per game (8.8 avg.) and led the team with 115 tackles
- ✦ Joined the team as a walk-on prior to the 2014 season

**PERSONAL**

- ✦ Attended New Smyrna Beach High School (FL)
- ✦ Three-year letterwinner who saw playing time at safety, linebacker and tight end
- ✦ Earned second-team all-county honors as a senior
- ✦ Helped his team win the district championship as a junior and advance to the second round of the 7A state playoffs
- ✦ Also played soccer
- ✦ Honor roll student who graduated 15th in his class

REGULAR SEASON COMPARISON: DEFENSIVE - SAN FRANCISCO 49ERS

DATE	OPP	W/L	GP/GS	TACKLES							MISC						
				TOT	SOLO	ASST	SACK	YDS.	INT	TFL	PD	QBH	TD	FF	FR		
10/20/19	WAS vs. SF	L	S	3	3	0	0.0	0.0	0	0	0	0	0	0	0	0	0
12/13/20	WAS @ SF	W	S	8	5	3	0.0	0.0	0	0	0	0	0	0	0	0	0
<b>TOTALS</b>		1/1	2/2	11	8	3	0.0	0.0	0	0	0	0	0	0	0	0	0

COLE HOLCOMB'S NFL REGULAR SEASON DEFENSIVE STATISTICS

DATE	TEAM	GP	GS	TACKLES							INTERCEPTIONS					O. FUMB			ST			MISC					
				TK	S	A	TFL	YDS	SK	YDS	QBH	NO	YDS	LG	TD	PD	FF	FR	TD	YDS	TK	S	A	FF	FR	S	A
2019	Redskins	16	15	101	70	31	6	18	1.0	6.0	2	0	0	0	1	3	0	0	0	0	4	4	0	0	0	0	0
2020	Football Team	11	10	70	43	27	6	24	2.5	19.0	4	1	0	0	1	0	0	0	0	2	2	0	0	0	0	0	
2021	Football Team	16	16	142	83	59	2	1	1.0	0.0	2	2	54	31t	1	7	2	1	0	0	0	0	0	0	0	0	
2022	Commanders	7	7	69	37	32	1	4	0.0	0.0	1	0	0	0	1	0	0	0	0	0	0	0	0	0	0	0	
<b>NFL TOTALS</b>		50	48	382	233	149	15	47	4.5	25.0	9	3	54	31T	1	10	5	1	0	0	6	6	0	0	0	0	

COLE HOLCOMB'S NFL POSTSEASON DEFENSIVE STATISTICS

DATE	TEAM	GP	GS	TACKLES							INTERCEPTIONS					O. FUMB			ST			MISC				
				TK	S	A	TFL	YDS	SK	YDS	QBH	NO	YDS	LG	TD	PD	FF	FR	TD	YDS	TK	S	A	FF	FR	S
2020	Football Team	1	1	7	5	2	0	0	0.0	0.0	0	0	0	0	0	0	0	0	0	0	0	0	0	0	0	0
<b>NFL TOTALS</b>		1	1	7	5	2	0	0	0.0	0.0	0	0	0	0	0	0	0	0	0	0	0	0	0	0	0	0

SINGLE-GAME HIGHS: DEFENSIVE

- Total Tackles** 15 at Buffalo Bills, Sep 26, 2021  
13 vs. Detroit Lions, Nov 24, 2019
- Solo Tackles** 10 at Buffalo Bills, Sep 26, 2021  
9 vs. Kansas City Chiefs, Oct 17, 2021
- Sacks** 1.0 vs. Kansas City Chiefs, Oct 17, 2021  
1.0 vs. Carolina Panthers, Dec 27, 2020  
...2 more at 1.0.
- Passes Defensed** 2 at Las Vegas Raiders, Dec 05, 2021  
1 vs. Philadelphia Eagles, Jan 02, 2022  
...6 more at 1.
- Forced Fumbles** 1 vs. Kansas City Chiefs, Oct 17, 2021  
1 at Atlanta Falcons, Oct 03, 2021  
...3 more at 1.
- Fumble Recoveries** 1 vs. Seattle Seahawks, Nov 29, 2021  
Tackles For Loss 2 at Philadelphia Eagles, Sep 08, 2019  
1 at Atlanta Falcons, Oct 03, 2021  
...11 more at 1.
- Interceptions** 1 vs. Dallas Cowboys, Dec 12, 2021  
1 vs. New Orleans Saints, Oct 10, 2021  
...1 more at 1.
- Interception Return Yards** 31 vs. Dallas Cowboys, Dec 12, 2021  
23 vs. New Orleans Saints, Oct 10, 2021
- Special Teams Tackles** 2 at Green Bay Packers, Dec 08, 2019  
1 vs. Dallas Cowboys, Oct 25, 2020  
...3 more at 1.

SINGLE-GAME HIGHS - POSTSEASON: DEFENSIVE

- Total Tackles** 7 vs. Tampa Bay Buccaneers, Jan 09, 2021
- Solo Tackles** 5 vs. Tampa Bay Buccaneers, Jan 09, 2021

2022 GAME-BY-GAME REGULAR-SEASON STATISTICS (COMMANDERS)

DATE	OPPONENT	P/S	TACKLES							INTERCEPTIONS					O. FUMB			ST			MISC			W/L	SCORE		
			TK	S	A	SK	YDS	TFL	YDS	QBH	NO	YDS	LG	TD	PD	FF	FR	TD	YDS	TK	S	A	FF			FR	S
09/11	Jaguars	S	5	2	3	0.0	0.0	0	0	0	0	0	0	0	0	0	0	0	0	0	0	0	0	0	0	W	28-22
09/18	at Lions	S	10	3	7	0.0	0.0	0	0	0	0	0	0	0	0	0	0	0	0	0	0	0	0	0	0	L	27-36
09/25	Eagles	S	9	5	4	0.0	0.0	0	0	1	0	0	0	0	1	0	0	0	0	0	0	0	0	0	0	L	8-24
10/02	at Cowboys	S	8	4	4	0.0	0.0	0	0	0	0	0	0	0	0	0	0	0	0	0	0	0	0	0	0	L	10-25
10/09	Titans	S	16	11	5	0.0	0.0	1	4	0	0	0	0	0	0	0	0	0	0	0	0	0	0	0	0	L	17-21
10/13	at Bears	S	12	7	5	0.0	0.0	0	0	0	0	0	0	0	0	0	0	0	0	0	0	0	0	0	0	W	12-7
10/23	Packers	S	9	5	4	0.0	0.0	0	0	0	0	0	0	0	0	0	0	0	0	0	0	0	0	0	0	W	23-21
10/30	at Colts																									W	17-16
11/06	Vikings																									L	17-20
11/14	at Eagles																									W	32-21
11/20	at Texans																									W	23-10
11/27	Falcons																									W	19-13
12/04	at Giants																									T	20-20
12/18	Giants																									L	12-20
12/24	at 49ers																									L	20-37
01/01	Browns																									L	10-24
01/08	Cowboys																									W	26-6
<b>2022 TOTALS</b>		7-7	69	37	32	0.0	0.0	1	4	1	0	0	0	0	1	0	0	0	0	0	0	0	0	0	0	8-8-1	

2021 GAME-BY-GAME REGULAR-SEASON STATISTICS (FOOTBALL TEAM)

DATE	OPPONENT	P/S	TACKLES							INTERCEPTIONS				O. FUMB			ST			MISC		W/L	SCORE					
			TK	S	A	SK	YDS	TFL	YDS	QBH	NO	YDS	LG	TD	PD	FF	FR	TD	YDS	TK	S			A	FF	FR	S	A
09/12	Chargers	S	11	7	4	0.0	0.0	0	0	1	0	0	0	0	0	0	0	0	0	0	0	0	0	0	0	L	16-20	
09/16	Giants	S	6	4	2	0.0	0.0	0	0	0	0	0	0	0	0	0	0	0	0	0	0	0	0	0	0	W	30-29	
09/26	at Bills	S	15	10	5	0.0	0.0	1	1	0	0	0	0	0	0	0	0	0	0	0	0	0	0	0	0	L	21-43	
10/03	at Falcons	S	9	4	5	0.0	0.0	1	0	0	0	0	0	0	1	0	0	0	0	0	0	0	0	0	0	W	34-30	
10/10	Saints	S	7	3	4	0.0	0.0	0	0	0	1	23	23	0	1	0	0	0	0	0	0	0	0	0	0	L	22-33	
10/17	Chiefs	S	10	9	1	1.0	0.0	0	0	1	0	0	0	0	1	0	0	0	0	0	0	0	0	0	0	L	13-31	
10/24	at Packers	S	6	4	2	0.0	0.0	0	0	0	0	0	0	0	0	0	0	0	0	0	0	0	0	0	0	L	10-24	
10/31	at Broncos	S	9	6	3	0.0	0.0	0	0	0	0	0	0	0	0	0	0	0	0	0	0	0	0	0	0	L	10-17	
11/14	Buccaneers	S	5	4	1	0.0	0.0	0	0	0	0	0	0	0	0	0	0	0	0	0	0	0	0	0	0	W	29-19	
11/21	at Panthers	S	10	3	7	0.0	0.0	0	0	0	0	0	0	1	0	0	0	0	0	0	0	0	0	0	0	W	27-21	
11/29	Seahawks	S	4	2	2	0.0	0.0	0	0	0	0	0	0	0	0	1	0	0	0	0	0	0	0	0	0	W	17-15	
12/05	at Raiders	S	10	7	3	0.0	0.0	0	0	0	0	0	0	2	0	0	0	0	0	0	0	0	0	0	0	W	17-15	
12/12	Cowboys	S	8	3	5	0.0	0.0	0	0	1	31	31	1	1	0	0	0	0	0	0	0	0	0	0	0	L	20-27	
12/21	at Eagles	S	10	6	4	0.0	0.0	0	0	0	0	0	0	0	0	0	0	0	0	0	0	0	0	0	0	L	17-27	
12/26	at Cowboys																									L	14-56	
01/02	Eagles	S	11	5	6	0.0	0.0	0	0	0	0	0	0	1	0	0	0	0	0	0	0	0	0	0	0	L	16-20	
01/09	at Giants	S	11	6	5	0.0	0.0	0	0	0	0	0	0	0	0	0	0	0	0	0	0	0	0	0	0	W	22-7	
2021 TOTALS	16-16		142	83	59	1.0	0.0	2	1	2	2	54	31T	1	7	2	1	0	0	0	0	0	0	0	0	7-10		

2020 GAME-BY-GAME REGULAR-SEASON STATISTICS (FOOTBALL TEAM)

DATE	OPPONENT	P/S	TACKLES							INTERCEPTIONS				O. FUMB			ST			MISC		W/L	SCORE						
			TK	S	A	SK	YDS	TFL	YDS	QBH	NO	YDS	LG	TD	PD	FF	FR	TD	YDS	TK	S			A	FF	FR	S	A	
09/13	Eagles	P	0	0	0	0.0	0.0	0	0	0	0	0	0	0	0	0	0	0	1	1	0	0	0	0	0	0	W	27-17	
09/20	at Cardinals																										L	15-30	
09/27	at Browns																										L	20-34	
10/04	Ravens																										L	17-31	
10/11	Rams																										L	10-30	
10/18	at Giants	S	6	5	1	0.0	0.0	1	3	0	0	0	0	0	0	0	0	0	0	0	0	0	0	0	0	L	19-20		
10/25	Cowboys	S	4	3	1	1.0	8.0	1	8	2	1	0	0	0	1	0	0	0	0	1	1	0	0	0	0	0	W	25-3	
11/08	Giants	S	7	3	4	0.0	0.0	1	2	0	0	0	0	0	0	0	0	0	0	0	0	0	0	0	0	0	L	20-23	
11/15	at Lions	S	6	4	2	0.0	0.0	0	0	0	0	0	0	0	0	0	0	0	0	0	0	0	0	0	0	0	L	27-30	
11/22	Bengals	S	2	1	1	0.0	0.0	0	0	0	0	0	0	0	0	0	0	0	0	0	0	0	0	0	0	0	W	20-9	
11/26	at Cowboys	S	10	6	4	0.5	4.0	1	0	1	0	0	0	0	0	0	0	0	0	0	0	0	0	0	0	0	W	41-16	
12/07	at Steelers	S	9	4	5	0.0	0.0	1	4	0	0	0	0	0	0	0	0	0	0	0	0	0	0	0	0	0	W	23-17	
12/13	at 49ers	S	8	5	3	0.0	0.0	0	0	0	0	0	0	0	0	0	0	0	0	0	0	0	0	0	0	0	W	23-15	
12/20	Seahawks																										L	15-20	
12/27	Panthers	S	11	6	5	1.0	7.0	1	7	1	0	0	0	0	0	0	0	0	0	0	0	0	0	0	0	0	L	13-20	
01/03	at Eagles	S	7	6	1	0.0	0.0	0	0	0	0	0	0	0	0	0	0	0	0	0	0	0	0	0	0	0	W	20-14	
2020 TOTALS	11-10		70	43	27	2.5	19.0	6	24	4	1	0	0	0	1	0	0	0	0	2	2	0	0	0	0	0	7-9		

2019 GAME-BY-GAME REGULAR-SEASON STATISTICS (REDSKINS)


DATE	OPPONENT	P/S	TACKLES							INTERCEPTIONS				O. FUMB			ST			MISC		W/L	SCORE						
			TK	S	A	SK	YDS	TFL	YDS	QBH	NO	YDS	LG	TD	PD	FF	FR	TD	YDS	TK	S			A	FF	FR	S	A	
09/08	at Eagles	S	8	7	1	0.0	0.0	2	7	0	0	0	0	0	0	0	0	0	1	1	0	0	0	0	0	0	L	27-32	
09/15	Cowboys	S	6	2	4	0.0	0.0	1	1	0	0	0	0	0	0	0	0	0	0	0	0	0	0	0	0	0	L	21-31	
09/23	Bears	P	9	6	3	0.0	0.0	0	0	0	0	0	0	0	0	0	0	0	0	0	0	0	0	0	0	0	L	15-31	
09/29	at Giants	S	4	1	3	0.0	0.0	0	0	0	0	0	0	0	1	0	0	0	0	0	0	0	0	0	0	0	L	3-24	
10/06	Patriots	S	10	8	2	0.0	0.0	0	0	0	0	0	0	0	0	0	0	0	0	0	0	0	0	0	0	0	L	7-33	
10/13	at Dolphins	S	6	4	2	0.0	0.0	0	0	0	0	0	0	0	0	0	0	0	0	0	0	0	0	0	0	0	W	17-16	
10/20	49ers	S	3	3	0	0.0	0.0	0	0	0	0	0	0	0	0	0	0	0	1	1	0	0	0	0	0	0	L	0-9	
10/24	at Vikings	S	6	3	3	0.0	0.0	0	0	0	0	0	0	0	1	0	0	0	0	0	0	0	0	0	0	0	L	9-19	
11/03	at Bills	S	3	3	0	0.0	0.0	0	0	0	0	0	0	0	0	0	0	0	0	0	0	0	0	0	0	0	L	9-24	
11/17	Jets	S	6	4	2	0.0	0.0	1	3	0	0	0	0	0	0	0	0	0	0	0	0	0	0	0	0	0	L	17-34	
11/24	Lions	S	13	7	6	1.0	6.0	1	6	2	0	0	0	0	1	0	0	0	0	0	0	0	0	0	0	0	W	19-16	
12/01	at Panthers	S	4	2	2	0.0	0.0	1	1	0	0	0	0	0	0	0	0	0	0	0	0	0	0	0	0	0	W	29-21	
12/08	at Packers	S	7	6	1	0.0	0.0	0	0	0	0	0	0	0	0	0	0	0	2	2	0	0	0	0	0	0	L	15-20	
12/15	Eagles	S	6	6	0	0.0	0.0	0	0	0	0	0	0	0	0	0	0	0	0	0	0	0	0	0	0	0	L	27-37	
12/22	Giants	S	4	4	0	0.0	0.0	0	0	0	0	0	0	0	0	0	0	0	0	0	0	0	0	0	0	0	L	35-41+	
12/29	at Cowboys	S	6	4	2	0.0	0.0	0	0	0	0	0	0	1	0	0	0	0	0	0	0	0	0	0	0	0	L	16-47	
2019 TOTALS	16-15		101	70	31	1.0	6.0	6	18	2	0	0	0	0	1	3	0	0	0	4	4	0	0	0	0	0	3-13		

+ - Overtime

2020 GAME-BY-GAME POSTSEASON STATISTICS (FOOTBALL TEAM)

DATE	OPPONENT	P/S	TACKLES							INTERCEPTIONS				O. FUMB			ST			MISC		W/L	SCORE						
			TK	S	A	SK	YDS	TFL	YDS	QBH	NO	YDS	LG	TD	PD	FF	FR	TD	YDS	TK	S			A	FF	FR	S	A	
01/09	Buccaneers	S	7	5	2	0.0	0.0	0	0	0	0	0	0	0	0	0	0	0	0	0	0	0	0	0	0	0	L	23-31	
2020 TOTALS	1-1		7	5	2	0.0	0.0	0	0	0	0	0	0	0	0	0	0	0	0	0	0	0	0	0	0	0	0-1		





18

**WIDE RECEIVER**

**DIONTAE JOHNSON**

<b>HEIGHT:</b> 5-10	<b>BIRTHPLACE:</b> Ruskin, FL
<b>WEIGHT:</b> 183	<b>HOW ACQUIRED:</b> D3a/19
<b>BORN:</b> July 5, 1996	<b>NFL EXPERIENCE:</b> 5th year
<b>COLLEGE:</b> Toledo	

**PRO CAREER**

- ✦ Named to the 2021 Pro Bowl
- ✦ Has played in 64 games (56 starts) over his four-year NFL career (all with Steelers)
- ✦ Has caught 340 passes for 3,646 yards and 20 TDs and rushed 19 times for 134 yards
- ✦ Recorded five or more catches in 15 straight games (10/17/21 to 9/22/22), which is second-longest streak in franchise history and the 14th longest streak in League history
- ✦ Has registered at least 85 receptions for three consecutive seasons (2020-22), tied for the second-longest streak in the NFL
- ✦ Has caught five or more passes in 43 games, tied for fifth-most since he entered the League in 2019
- ✦ His 340 receptions are his first four years in the NFL are the most in Steelers history and fourth-most in League history
- ✦ His 340 receptions are eighth-most in the NFL since he entered the League in 2019
- ✦ His 3,646 receiving yards are fourth-most by a player in franchise history over their first four years in the NFL
- ✦ Led the NFL in punt-return average (12.4) in 2019, making him the fifth Steeler in franchise history to lead the League and first since the 1970 AFL-NFL merger
- ✦ Ranked among the rookie leaders in 2019 in receptions (59, 1st), receiving yards (680, 6th) and TD grabs (5, t-7th)
- ✦ Third Steelers rookie in franchise history with 50 or more receptions in a season (Troy Edwards, 61, 1999; JuJu Smith-Schuster, 58, 2017)
- ✦ First rookie in franchise history with a punt return for a TD since Antonio Holmes (vs. Carolina on 12/17/06)
- ✦ Fourth player in franchise history with a punt return for a TD and TD reception in the same game (Antonio Brown-3; Louis Lipps-2; Roy Jefferson), and first to do so since Antonio Brown (vs. Indianapolis 12/6/15)
- ✦ Second rookie in franchise history with a punt return for a TD and TD reception in the same game and first to do so since Louis Lipps (at New Orleans 11/19/84)
- ✦ Made NFL debut in Week 1 of 2019 (at New England)
- ✦ Made NFL starting debut in Week 3 of 2019 (at San Francisco)

**2022 (STEELERS)**

- ✦ Played in and started all 17 regular-season games
- ✦ Ranked first on the team in receptions (86) and receiving yards (882)
- ✦ Rushed seven times for 25 yards
- ✦ Reached 300 career receptions in his 56th game in the NFL, which was the fewest games needed to reach that milestone in franchise history and tied for 11th-fewest in League history
- ✦ Eclipsed 3,000 career receiving yards in his 52nd game in the NFL, which is tied for the sixth-fewest games needed to reach the milestone in franchise history
- ✦ Caught five or more passes in 12 of 17 games
- ✦ Hauled in six passes for 82 yards (13.7 average) including a season-long 27-yard reception vs. Baltimore in Week 14
- ✦ Caught a season-high 10 passes (on 10 targets) for 98 yards in Week 15 at Carolina, making him the first Pittsburgh wideout to catch at least 10 targets without a drop or incomplection since Antonio Brown in 2017

**2021 (STEELERS)**

- ✦ Appeared in 16 games with 14 starts
- ✦ Registered his first career 1,000 yard receiving season
- ✦ Led the Steelers in targets (169), receptions (107), receiving yards (1,161), yards after the catch (527), TD receptions (eight) and first downs by reception (59)
- ✦ Ranked among the top-10 wideouts in the NFL in targets (t-second), receptions (t-fifth), receiving yards (10th) and yards after catch (eighth)
- ✦ Inactive with a knee injury in Week 3 vs Cincinnati
- ✦ Recorded three 100-yard receiving games vs Las Vegas, at L.A. Chargers, and vs Baltimore
- ✦ Recorded the second multi-TD game of his career and his first of the season in Week 13 (vs Baltimore)

**2020 (STEELERS)**

- ✦ Saw action in 15 regular-season games with 13 starts
- ✦ Finished season with 88 receptions for 923 yards and seven TD catches and three rushes for 15 yards
- ✦ Caught six passes for 116 yards and one TD and registered first career 100-yard receiving game vs. Cincinnati in Week 10
- ✦ Registered a career-high 12 receptions for 111 yards (second most in his career) at Jacksonville in Week 11
- ✦ His 12 receptions were the most by a Steelers player since Jaylen Samuels had 13 vs. Indianapolis on Nov. 3, 2019
- ✦ First Steelers wideout with back-to-back 100-yard receiving games since JuJu Smith-Schuster in Weeks 11 and 12 of 2018
- ✦ Caught six or more passes in five straight games (Week 9-13) for the Steelers
- ✦ Fifth Steelers player in the Super Bowl era to record such a streak, joining WR Hines Ward, WR Antonio Holmes, WR Antonio Brown and RB Le'Veon Bell

**2019 (STEELERS)**

- ✦ Saw action in all 16 regular-season games with 12 starts
- ✦ Finished his rookie campaign with 59 receptions for 680 yards and five TD catches
- ✦ Rushed four times for 41 yards
- ✦ Returned 20 punts on special teams for 248 yards, including an 85-yard TD return
- ✦ His 59 catches ranked second in franchise history among rookies and led all rookies in 2019
- ✦ His 85-yard punt return for a TD was Pittsburgh's first since Dec. 6, 2015 (Antonio Brown vs IND), and the longest punt return for a TD in franchise history
- ✦ Led the NFL in punt-return average (12.4) in 2019

TRANSACTIONS

- ✦ Signed a two-year contract extension with Pittsburgh on Aug. 4, 2022
- ✦ Signed a four-year contract with Pittsburgh on May 8, 2019
- ✦ Drafted by the Steelers in the third round (66th overall) of the 2019 NFL Draft

COLLEGE

- ✦ Totaled 137 receptions for 2,276 yards and 24 TDs in 38 games played at Toledo
- ✦ Ranks fifth in school history in TD receptions
- ✦ Returned 79 kickoffs (1,849 yards) for a 23.4 return average and two TDs and 17 punt returns (243 yards) with two return scores
- ✦ Named MAC Special Teams Player of the Year honors in his last year at Toledo
- ✦ First-Team All-MAC selection as a wide receiver and punt returner and Second-Team as a kickoff returner
- ✦ Led offense in receptions (43) and receiving yards (663) with seven TD catches, along with a punt return and kickoff return for a TD
- ✦ In his junior year, tabbed First-Team All-MAC as a wide receiver and punt returner and second-team as a kickoff returner
- ✦ Hauled in 74 catches for a school-record 1,278 yards and 13 TDs, adding 683 kickoff return yards
- ✦ Averaged 148.0 all-purpose yards per game, most in the MAC and seventh in the nation
- ✦ Redshirted due to injury in his sophomore season
- ✦ Saw action as a freshman in 11 games, making 14 receptions for 237 yards and three TDs
- ✦ Graduated with a degree in interdisciplinary studies

PERSONAL

- ✦ Played wide receiver and quarterback at Lennard High School (Ruskin, Fla.)
- ✦ Caught 35 passes for 1,017 yards and nine TDs as a senior at wide receiver, scoring TDs by kickoff returns (three), punt returns (two) and interception-return (one)
- ✦ Threw for 988 yards and seven TDs in his junior campaign
- ✦ Threw for 430 yards and three TDs as a sophomore
- ✦ Son of Leo Johnson and Felicia Boyer
- ✦ Full name: Diontae Lamarcus Johnson

REGULAR SEASON COMPARISON: RECEIVING - SAN FRANCISCO 49ERS

DATE	OPP	W/L	GP/GS	REC	YDS.	AVG.	TD	LG	TGTS	YAC
9/22/19	PIT @ SF	L	S	3	52	17.3	1	39t	6	15
<b>TOTALS</b>		0/1	1/1	3	52	17.3	1	39t	6	15

DIONTAE JOHNSON'S NFL REGULAR SEASON RUSHING/RECEIVING STATISTICS

DATE	TEAM	GP	GS	RECEIVING					RUSHING				
				NO.	YDS.	AVG.	LG	TD	NO.	YDS.	AVG.	LG	TD
2019	Steelers	16	12	59	680	11.5	45t	5	4	41	10.3	17	0
2020	Steelers	15	13	88	923	10.5	47	7	3	15	5.0	9	0
2021	Steelers	16	14	107	1,161	10.9	50t	8	5	53	10.6	25	0
2022	Steelers	17	17	86	882	10.3	37	0	7	25	3.6	8	0
<b>NFL TOTALS</b>		64	56	340	3,646	10.7	50T	20	19	134	7.1	25	0

DIONTAE JOHNSON'S NFL POSTSEASON RUSHING/RECEIVING STATISTICS

DATE	TEAM	GP	GS	RECEIVING					RUSHING				
				NO.	YDS.	AVG.	LG	TD	NO.	YDS.	AVG.	LG	TD
2020	Steelers	1	1	11	117	10.6	19	0	0	0	0.0	0	0
2021	Steelers	1	1	5	34	6.8	13t	1	0	0	0.0	0	0
<b>NFL TOTALS</b>		2	2	16	151	9.4	19	1	0	0	0.0	0	0

DIONTAE JOHNSON'S NFL REGULAR SEASON RETURN STATISTICS

DATE	TEAM	RET.	YDS.	AVG.	LG	TD	PUNT RETURNS					
							NO.	FC	YDS.	AVG.	LG	TD
2019	Steelers	0	0	0.0	0	0	20	7	248	12.4	85t	1
2020	Steelers	1	24	24.0	24	0	8	2	58	7.3	18	0
2021	Steelers	0	0	0.0	0	0	0	0	0	0.0	0	0
2022	Steelers	0	0	0.0	0	0	0	0	0	0.0	0	0
<b>NFL TOTALS</b>		1	24	24.0	24	0	28	9	306	10.9	85T	1

DIONTAE JOHNSON'S NFL POSTSEASON RETURN STATISTICS

DATE	TEAM	RET.	YDS.	AVG.	LG	TD	PUNT RETURNS					
							NO.	FC	YDS.	AVG.	LG	TD
2020	Steelers	0	0	0.0	0	0	0	0	0	0.0	0	0
2021	Steelers	0	0	0.0	0	0	0	0	0	0.0	0	0
<b>NFL TOTALS</b>		0	0	0.0	0	0	0	0	0	0.0	0	0

SINGLE-GAME HIGHS: RUSHING/RECEIVING

Rush Attempts	2 vs. Tampa Bay Buccaneers, Oct 16, 2022 2 vs. New York Jets, Oct 02, 2022 ...1 more at 2.	Longest Kickoff Return	24 vs. Denver Broncos, Sep 20, 2020
Rushing Yards	25 vs. Seattle Seahawks, Oct 17, 2021 17 vs. Cleveland Browns, Dec 01, 2019	Fair Catches	3 vs. Buffalo Bills, Dec 15, 2019 2 at Cincinnati Bengals, Nov 24, 2019
Longest Runs	25 vs. Seattle Seahawks, Oct 17, 2021 17 vs. Cleveland Browns, Dec 01, 2019	Punt Return Yards	86 at Arizona Cardinals, Dec 08, 2019 40 at New York Jets, Dec 22, 2019
Receptions	12 at Jacksonville Jaguars, Nov 22, 2020 10 at Carolina Panthers, Dec 18, 2020	Longest Punt Return	85t at Arizona Cardinals, Dec 08, 2019 18 vs. Denver Broncos, Sep 20, 2020
Receiving Yards	116 vs. Cincinnati Bengals, Nov 15, 2020 111 at Jacksonville Jaguars, Nov 22, 2020	Punt Returns	4 at Cincinnati Bengals, Nov 24, 2019 3 at New York Giants, Sep 14, 2020 ...2 more at 3.
Receiving Average	32.0 at Cleveland Browns, Jan 03, 2021 19.3 vs. Cincinnati Bengals, Nov 15, 2020	Punt Return TDs	1 at Arizona Cardinals, Dec 08, 2019
Longest Receptions	50 at Cleveland Browns, Oct 31, 2021 50 vs. Denver Broncos, Oct 10, 2021	Punt Return Average	13.3 at New York Jets, Dec 22, 2019 7.3 vs. Los Angeles Rams, Nov 10, 2019
Receiving TDs	2 vs. Baltimore Ravens, Dec 05, 2021 2 at Tennessee Titans, Oct 25, 2020	Most TDs	2 vs. Baltimore Ravens, Dec 05, 2021 2 at Tennessee Titans, Oct 25, 2020 ...1 more at 2.
All-Purpose Yards	162 at Arizona Cardinals, Dec 08, 2019 141 vs. Denver Broncos, Sep 20, 2020	Miscellaneous Tackles	1 at Green Bay Packers, Oct 03, 2021 1 at Cincinnati Bengals, Dec 21, 2020 ...2 more at 1.
Kickoff Returns	1 vs. Denver Broncos, Sep 20, 2020	Longest Own Fumble Return	4 vs. Indianapolis Colts, Dec 27, 2020
Kickoff Return Yards	24 vs. Denver Broncos, Sep 20, 2020		

SINGLE-GAME HIGHS - POSTSEASON: RECEIVING

Receptions	11 vs. Cleveland Browns, Jan 10, 2021 5 at Kansas City Chiefs, Jan 16, 2022	Receiving TDs	1 at Kansas City Chiefs, Jan 16, 2022
Receiving Yards	117 vs. Cleveland Browns, Jan 10, 2021 34 at Kansas City Chiefs, Jan 16, 2022	All-Purpose Yards	117 vs. Cleveland Browns, Jan 10, 2021 34 at Kansas City Chiefs, Jan 16, 2022
Receiving Average	10.6 vs. Cleveland Browns, Jan 10, 2021 6.8 at Kansas City Chiefs, Jan 16, 2022	Most TDs	1 at Kansas City Chiefs, Jan 16, 2022
Longest Receptions	19 vs. Cleveland Browns, Jan 10, 2021 15 vs. Cleveland Browns, Jan 10, 2021 15 vs. Cleveland Browns, Jan 10, 2021 15 vs. Cleveland Browns, Jan 10, 2021 13t at Kansas City Chiefs, Jan 16, 2022		

100-YARD RECEIVING GAMES (5): REGULAR SEASON

DATE	TEAM	NO.	YDS.	AVG.	LG	TD
11/15/20	BENGALS	6	116	19.3	46	1
11/22/20	at Jaguars	12	111	9.3	23	0
09/19/21	RAIDERS	9	105	11.7	41	0
11/21/21	at Chargers	7	101	14.4	32	1
12/05/21	RAVENS	8	105	13.1	29t	2

100-YARD RECEIVING GAMES (1): POSTSEASON

DATE	TEAM	NO.	YDS.	AVG.	LG	TD
01/10/21	BROWNS	11	117	10.6	19	0

2022 GAME-BY-GAME REGULAR-SEASON STATISTICS (STEELERS)

DATE	OPPONENT	P/S	RECEIVING					RUSHING					W/L	SCORE
			NO.	YDS.	AVG.	LG	TD	NO.	YDS.	AVG.	LG	TD		
09/11	at Bengals	S	7	55	7.9	25	0	0	0	0.0	0	0	W	23-20+
09/18	Patriots	S	6	57	9.5	17	0	0	0	0.0	0	0	L	14-17
09/22	at Browns	S	8	84	10.5	16	0	0	0	0.0	0	0	L	17-29
10/02	Jets	S	2	11	5.5	6	0	2	11	5.5	8	0	L	20-24
10/09	at Bills	S	5	60	12.0	23	0	0	0	0.0	0	0	L	3-38
10/16	Buccaneers	S	5	28	5.6	9	0	2	8	4.0	5	0	W	20-18
10/23	at Dolphins	S	5	42	8.4	14	0	1	3	3.0	3	0	L	10-16
10/30	at Eagles	S	5	35	7.0	14	0	0	0	0.0	0	0	L	13-35
11/13	Saints	S	4	63	15.8	36	0	0	0	0.0	0	0	W	20-10
11/20	Bengals	S	4	21	5.3	8	0	1	1	1.0	1	0	L	30-37
11/28	at Colts	S	5	49	9.8	11	0	0	0	0.0	0	0	W	24-17
12/04	at Falcons	S	5	60	12.0	20	0	0	0	0.0	0	0	W	19-16
12/11	Ravens	S	6	82	13.7	37	0	0	0	0.0	0	0	L	14-16
12/18	at Panthers	S	10	98	9.8	19	0	1	2	2.0	2	0	W	24-16
12/24	Raiders	S	5	64	12.8	15	0	0	0	0.0	0	0	W	13-10
01/01	at Ravens	S	2	35	17.5	21	0	0	0	0.0	0	0	W	16-13
01/08	Browns	S	2	38	19.0	32	0	0	0	0.0	0	0	W	28-14
<b>2022 TOTALS</b>		17-17	<b>86</b>	<b>882</b>	<b>10.3</b>	<b>37</b>	<b>0</b>	<b>7</b>	<b>25</b>	<b>3.6</b>	<b>8</b>	<b>0</b>	<b>9-8</b>	

+ - Overtime

2021 GAME-BY-GAME REGULAR-SEASON STATISTICS (STEELERS)

DATE	OPPONENT	P/S	RECEIVING					RUSHING					W/L/T	SCORE	
			NO.	YDS.	AVG.	LG	TD	NO.	YDS.	AVG.	LG	TD			
09/12	at Bills	S	5	36	7.2	14	1	0	0	0.0	0	0	W	23-16	
09/19	Raiders	S	9	105	11.7	41	0	0	0	0.0	0	0	L	17-26	
09/26	Bengals		ON INACTIVE LIST											L	10-24
10/03	at Packers	S	9	92	10.2	45t	1	0	0	0.0	0	0	L	17-27	
10/10	Broncos	S	2	72	36.0	50t	1	0	0	0.0	0	0	W	27-19	
10/17	Seahawks	S	9	71	7.9	23	0	1	25	25.0	25	0	W	23-20+	
10/31	at Browns	S	6	98	16.3	50	0	0	0	0.0	0	0	W	15-10	
11/08	Bears	P	5	56	11.2	22	0	2	11	5.5	11	0	W	29-27	
11/14	Lions	S	7	83	11.9	36	0	0	0	0.0	0	0	T	16-16	
11/21	at Chargers	S	7	101	14.4	32	1	0	0	0.0	0	0	L	37-41	
11/28	at Bengals	S	9	95	10.6	16	0	0	0	0.0	0	0	L	10-41	
12/05	Ravens	S	8	105	13.1	29t	2	0	0	0.0	0	0	W	20-19	
12/09	at Vikings	S	5	76	15.2	37	0	1	7	7.0	7	0	L	28-36	
12/19	Titans	S	5	38	7.6	16	0	1	10	10.0	10	0	W	19-13	
12/26	at Chiefs	S	6	51	8.5	18	1	0	0	0.0	0	0	L	10-36	
01/03	Browns	S	8	31	3.9	10	1	0	0	0.0	0	0	W	26-14	
01/09	at Ravens	P	7	51	7.3	16	0	0	0	0.0	0	0	W	16-13+	
<b>2021 TOTALS</b>		16-14	<b>107</b>	<b>1,161</b>	<b>10.9</b>	<b>50T</b>	<b>8</b>	<b>5</b>	<b>53</b>	<b>10.6</b>	<b>25</b>	<b>0</b>	<b>9-7-1</b>		

+ - Overtime

2020 GAME-BY-GAME REGULAR-SEASON STATISTICS (STEELERS)

DATE	OPPONENT	P/S	RECEIVING					RUSHING					W/L	SCORE	
			NO.	YDS.	AVG.	LG	TD	NO.	YDS.	AVG.	LG	TD			
09/14	at Giants	S	6	57	9.5	18	0	0	0	0.0	0	0	W	26-16	
09/20	Broncos	S	8	92	11.5	28t	1	0	0	0.0	0	0	W	26-21	
09/27	Texans	S	0	0	0.0	0	0	1	9	9.0	9	0	W	28-21	
10/11	Eagles	S	1	-2	-2.0	-2	0	0	0	0.0	0	0	W	38-29	
10/18	Browns		ON INACTIVE LIST											W	38-7
10/25	at Titans	S	9	80	8.9	14	2	0	0	0.0	0	0	W	27-24	
11/01	at Ravens	S	1	6	6.0	6	0	0	0	0.0	0	0	W	28-24	
11/08	at Cowboys	S	6	77	12.8	42	0	1	4	4.0	4	0	W	24-19	
11/15	Bengals	S	6	116	19.3	46	1	0	0	0.0	0	0	W	36-10	
11/22	at Jaguars	S	12	111	9.3	23	0	0	0	0.0	0	0	W	27-3	
12/02	Ravens	S	8	46	5.8	11	0	0	0	0.0	0	0	W	19-14	
12/07	Football Team	P	8	71	8.9	17	1	0	0	0.0	0	0	L	17-23	
12/13	at Bills	S	4	40	10.0	17	0	0	0	0.0	0	0	L	15-26	
12/21	at Bengals	S	8	59	7.4	23t	1	0	0	0.0	0	0	L	17-27	
12/27	Colts	S	8	74	9.3	39t	1	1	2	2.0	2	0	W	28-24	
01/03	at Browns	P	3	96	32.0	47	0	0	0	0.0	0	0	L	22-24	
<b>2020 TOTALS</b>		15-13	<b>88</b>	<b>923</b>	<b>10.5</b>	<b>47</b>	<b>7</b>	<b>3</b>	<b>15</b>	<b>5.0</b>	<b>9</b>	<b>0</b>	<b>12-4</b>		

2019 GAME-BY-GAME REGULAR-SEASON STATISTICS (STEELERS)

DATE	OPPONENT	P/S	RECEIVING					RUSHING					W/L	SCORE
			NO.	YDS.	AVG.	LG	TD	NO.	YDS.	AVG.	LG	TD		
09/08	at Patriots	P	3	25	8.3	9	0	0	0	0.0	0	0	L	3-33
09/15	Seahawks	P	1	17	17.0	17	0	0	0	0.0	0	0	L	26-28
09/22	at 49ers	S	3	52	17.3	39t	1	1	6	6.0	6	0	L	20-24
09/30	Bengals	S	6	77	12.8	43t	1	0	0	0.0	0	0	W	27-3
10/06	Ravens	S	5	27	5.4	13	0	0	0	0.0	0	0	L	23-26+
10/13	at Chargers	S	2	14	7.0	7	0	0	0	0.0	0	0	W	24-17
10/28	Dolphins	S	5	84	16.8	45t	1	0	0	0.0	0	0	W	27-14
11/03	Colts	S	1	3	3.0	3	0	1	2	2.0	2	0	W	26-24
11/10	Rams	S	4	64	16.0	30	0	0	0	0.0	0	0	W	17-12
11/14	at Browns	S	2	17	8.5	13	0	0	0	0.0	0	0	L	7-21
11/24	at Bengals	P	3	29	9.7	14	0	0	0	0.0	0	0	W	16-10
12/01	Browns	S	1	14	14.0	14	0	1	17	17.0	17	0	W	20-13
12/08	at Cardinals	S	6	60	10.0	18	1	1	16	16.0	16	0	W	23-17
12/15	Bills	P	5	62	12.4	29	0	0	0	0.0	0	0	L	10-17
12/22	at Jets	S	8	81	10.1	29t	1	0	0	0.0	0	0	L	10-16
12/29	at Ravens	S	4	54	13.5	21	0	0	0	0.0	0	0	L	10-28
<b>2019 TOTALS</b>		16-12	<b>59</b>	<b>680</b>	<b>11.5</b>	<b>45T</b>	<b>5</b>	<b>4</b>	<b>41</b>	<b>10.3</b>	<b>17</b>	<b>0</b>	<b>8-8</b>	

+ - Overtime

2021 GAME-BY-GAME REGULAR-SEASON STATISTICS (STEELERS)

DATE	OPPONENT	P/S	KICKOFF RETURNS					PUNT RETURNS					W/L	SCORE	
			RET	YDS	AVG	LG	TD	NO	FC	YDS	AVG	LG			TD
09/12	at Bills	S	0	0	0.0	0	0	0	0	0	0.0	0	0	W	23-16
09/19	Raiders	S	0	0	0.0	0	0	0	0	0	0.0	0	0	L	17-26
09/26	Bengals						ON INACTIVE LIST						L	10-24	
10/03	at Packers	S	0	0	0.0	0	0	0	0	0.0	0	0	L	17-27	
10/10	Broncos	S	0	0	0.0	0	0	0	0	0.0	0	0	W	27-19	
10/17	Seahawks	S	0	0	0.0	0	0	0	0	0.0	0	0	W	23-20+	
10/31	at Browns	S	0	0	0.0	0	0	0	0	0.0	0	0	W	15-10	
11/08	Bears	P	0	0	0.0	0	0	0	0	0.0	0	0	W	29-27	
11/14	Lions	S	0	0	0.0	0	0	0	0	0.0	0	0	T	16-16	
11/21	at Chargers	S	0	0	0.0	0	0	0	0	0.0	0	0	L	37-41	
11/28	at Bengals	S	0	0	0.0	0	0	0	0	0.0	0	0	L	10-41	
12/05	Ravens	S	0	0	0.0	0	0	0	0	0.0	0	0	W	20-19	
12/09	at Vikings	S	0	0	0.0	0	0	0	0	0.0	0	0	L	28-36	
12/19	Titans	S	0	0	0.0	0	0	0	0	0.0	0	0	W	19-13	
12/26	at Chiefs	S	0	0	0.0	0	0	0	0	0.0	0	0	L	10-36	
01/03	Browns	P	0	0	0.0	0	0	0	0	0.0	0	0	W	26-14	
01/09	at Ravens	P	0	0	0.0	0	0	0	0	0.0	0	0	W	16-13+	
<b>2021 TOTALS</b>		<b>16-14</b>	<b>0</b>	<b>0</b>	<b>0.0</b>	<b>0</b>	<b>0</b>	<b>0</b>	<b>0</b>	<b>0.0</b>	<b>0</b>	<b>0</b>	<b>9-7</b>		

+ - Overtime

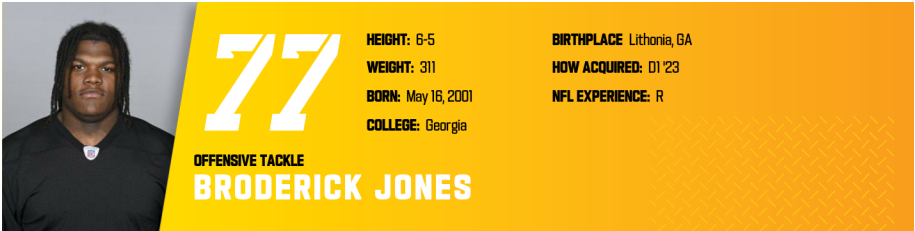
2020 GAME-BY-GAME REGULAR-SEASON STATISTICS (STEELERS)


DATE	OPPONENT	P/S	KICKOFF RETURNS					PUNT RETURNS					W/L	SCORE	
			RET	YDS	AVG	LG	TD	NO	FC	YDS	AVG	LG			TD
09/14	at Giants	S	0	0	0.0	0	0	3	1	13	4.3	12	0	W	26-16
09/20	Broncos	S	1	24	24.0	24	0	2	0	25	12.5	18	0	W	26-21
09/27	Texans	S	0	0	0.0	0	0	0	1	0	0.0	0	0	W	28-21
10/11	Eagles	S	0	0	0.0	0	0	2	0	12	6.0	6	0	W	38-29
10/18	Browns						ON INACTIVE LIST						W	38-7	
10/25	at Titans	S	0	0	0.0	0	0	0	0	0.0	0	0	W	27-24	
11/01	at Ravens	S	0	0	0.0	0	0	0	0	0.0	0	0	W	28-24	
11/08	at Cowboys	S	0	0	0.0	0	0	0	0	0.0	0	0	W	24-19	
11/15	Bengals	S	0	0	0.0	0	0	0	0	0.0	0	0	W	36-10	
11/22	at Jaguars	S	0	0	0.0	0	0	0	0	0.0	0	0	W	27-3	
12/02	Ravens	S	0	0	0.0	0	0	0	0	0.0	0	0	W	19-14	
12/07	Football Team	P	0	0	0.0	0	0	0	0	0.0	0	0	L	17-23	
12/13	at Bills	S	0	0	0.0	0	0	0	0	0.0	0	0	L	15-26	
12/21	at Bengals	S	0	0	0.0	0	0	0	0	0.0	0	0	L	17-27	
12/27	Colts	S	0	0	0.0	0	0	1	0	8	8.0	8	0	W	28-24
01/03	at Browns	P	0	0	0.0	0	0	0	0	0.0	0	0	L	22-24	
<b>2020 TOTALS</b>		<b>15-13</b>	<b>1</b>	<b>24</b>	<b>24.0</b>	<b>24</b>	<b>0</b>	<b>8</b>	<b>2</b>	<b>58</b>	<b>7.3</b>	<b>18</b>	<b>0</b>	<b>12-4</b>	

2019 GAME-BY-GAME REGULAR-SEASON STATISTICS (STEELERS)

DATE	OPPONENT	P/S	KICKOFF RETURNS					PUNT RETURNS					W/L	SCORE	
			RET	YDS	AVG	LG	TD	NO	FC	YDS	AVG	LG			TD
09/08	at Patriots	P	0	0	0.0	0	0	0	0	0	0.0	0	0	L	3-33
09/15	Seahawks	P	0	0	0.0	0	0	1	0	11	11.0	11	0	L	26-28
09/22	at 49ers	S	0	0	0.0	0	0	0	0	0	0.0	0	0	L	20-24
09/30	Bengals	S	0	0	0.0	0	0	0	0	0	0.0	0	0	W	27-3
10/06	Ravens	S	0	0	0.0	0	0	0	0	0	0.0	0	0	L	23-26+
10/13	at Chargers	S	0	0	0.0	0	0	0	0	0	0.0	0	0	W	24-17
10/28	Dolphins	S	0	0	0.0	0	0	0	0	0	0.0	0	0	W	27-14
11/03	Colts	S	0	0	0.0	0	0	0	0	0	0.0	0	0	W	26-24
11/10	Rams	S	0	0	0.0	0	0	3	0	22	7.3	14	0	W	17-12
11/14	at Browns	S	0	0	0.0	0	0	1	1	10	10.0	10	0	L	7-21
11/24	at Bengals	P	0	0	0.0	0	0	4	2	21	5.3	7	0	W	16-10
12/01	Browns	S	0	0	0.0	0	0	2	0	14	7.0	13	0	W	20-13
12/08	at Cardinals	S	0	0	0.0	0	0	2	1	86	43.0	85t	1	W	23-17
12/15	Bills	P	0	0	0.0	0	0	2	3	20	10.0	13	0	L	10-17
12/22	at Jets	S	0	0	0.0	0	0	3	0	40	13.3	17	0	L	10-16
12/29	at Ravens	S	0	0	0.0	0	0	2	0	24	12.0	13	0	L	10-28
<b>2019 TOTALS</b>		<b>16-12</b>	<b>0</b>	<b>0</b>	<b>0.0</b>	<b>0</b>	<b>0</b>	<b>20</b>	<b>7</b>	<b>248</b>	<b>12.4</b>	<b>85T</b>	<b>1</b>	<b>8-8</b>	

+ - Overtime





# 77

**OFFENSIVE TACKLE**

## BRODERICK JONES

**HEIGHT:** 6-5

**WEIGHT:** 311

**BORN:** May 16, 2001

**COLLEGE:** Georgia

**BIRTHPLACE:** Lithonia, GA

**HOW ACQUIRED:** D1 '23

**NFL EXPERIENCE:** R

**PRO CAREER**

- ✦ Has yet to make NFL debut

**TRANSACTIONS**


- ✦ Signed four-year contract with Pittsburgh on June 23, 2023
- ✦ Drafted by the Steelers in the first round (14th overall) of the 2023 NFL Draft

**COLLEGE**

- ✦ Appeared in 32 games (19 starts) at Georgia (2020-22)
- ✦ Helped the Bulldogs to consecutive National Championships (2021, 2022)
- ✦ Named Associated Press All-SEC First-Team in 2022
- ✦ Allowed just two sacks (both in 2021) on 636 career pass block snaps
- ✦ Named Coaches' Freshman All-SEC Team in 2021
- ✦ Played in every game, starting the last four games of the regular season at left tackle for Georgia's nation title-winning season in 2021

**PERSONAL**

- ✦ Selected to represent Team Pressure in the 2020 Under Armour All-America Game, where he was regarded as one of the top offensive linemen
- ✦ 247sports.com composite five-star prospect
- ✦ Ranked as the No. 11 prospect nationally, the No. 2 offensive tackle prospect and No. 3 prospect from the state of Georgia
- ✦ ESPN.com five-star prospect, the No. 9 prospect nationally, No. 1 offensive tackle prospect nationally, No. 5 prospect in the Southeast region and No. 3 in Georgia
- ✦ PrepStar Magazine five-star prospect, ranked No. 18 prospect nationally, the No. 2 offensive tackle and a member of the Team 150 Dream Team
- ✦ Rivals.com five-star prospect, No. 5 prospect nationally, No. 2 offensive tackle nationally, No. 2 player from Georgia
- ✦ Named a unanimous selection to the 2019 Class 5A All-State First Team offense by the Georgia Sports Writers Association and the Atlanta Journal-Constitution
- ✦ As a senior, he led the Bulldogs to wins in three of their last four region games to claim a No. 3 seed in the GHSA Class 5A playoffs
- ✦ Paved the way for a Lithonia offense that averaged 25.1 points per game in the regular season, as well as 3,106 yards of offense (282.4 yards per game)
- ✦ Registered 11 pancake blocks on the line, as well as 17 tackles, five tackles for loss and four sacks for 36 yards lost as a defensive tackle
- ✦ 2019 AJC Super 11 selection, joining 28 previous Super 11 honorees to play under head coach Kirby Smart at Georgia
- ✦ Named to the USA Today 2018 ALL-USA Georgia First Team offense following his junior campaign, as well as a Class 5A first team selection by the Georgia Association of Coaches
- ✦ Tabbbed for the 2018 MaxPreps Preseason Junior All-American Second Team offense
- ✦ Competed at the 2019 Under Armour Future 50 event as a junior, emerging as one of the nation's top offensive linemen
- ✦ Skilled post player on the Lithonia varsity basketball team, helping lead the Bulldogs to the Class 5A Final Four with a 21-10 record (10-3 in Region 5) as a junior
- ✦ Full name Broderick Bernard Jones
- ✦ Recipient of the Heyward Allen Football Scholarship



23

**SAFETY**

**DAMONTAE KAZEE**

(Rush/MLB: 10/14/20)

<b>HEIGHT:</b> 5-11	<b>BIRTHPLACE:</b> San Bernardino, CA
<b>WEIGHT:</b> 174	<b>HOW ACQUIRED:</b> FA '22
<b>BORN:</b> June 5, 1993	<b>NFL EXPERIENCE:</b> 7th year
<b>COLLEGE:</b> San Diego State	

**PRO CAREER**

- ✦ Has played in 78 games (53 starts) in his six-year NFL career (Atlanta, 2017-20; Dallas, 2021; Pittsburgh, 2022)
- ✦ Has registered 257 tackles (172 solo), three tackles for loss, 19 passes defended, 14 interceptions and seven forced fumbles
- ✦ As a rookie in 2017, played in all 16 games before earning the starting role in his second season (2018), where he started the final 15 games
- ✦ Finished with career-highs in tackles (80), interceptions (seven) and passes defended (10) in 2018
- ✦ His seven interceptions in 2018 were tied for the most in the NFL
- ✦ Made NFL debut in Week 1 of 2017 (at Chicago)
- ✦ Made NFL starting debut in Week 4 of 2017 (vs. Buffalo)

**2022 (STEELERS)**

- ✦ Played in nine games (four starts) after spending the first 10 weeks of the season on the Reserve/Injured List
- ✦ Registered 19 tackles (11 solo), two interceptions and two passes defended
- ✦ Picked off Saints QB Andy Dalton in his first game with Pittsburgh in Week 10
- ✦ Caught an interception from Browns QB Deshaun Watson and returned it for 12 yards in Week 18

**2021 (COWBOYS)**

- ✦ Played in 17 games (15 starts)
- ✦ Recorded 51 tackles (34 solo), four passes defended, two forced fumbles and two interceptions
- ✦ Registered eight tackles (three solo) in one postseason start vs. San Francisco

**2020 (FALCONS)**

- ✦ Started the first four games of the season, recording 20 tackles and a forced fumble before an Achilles injury forced him on Reserve/Injured for the remainder of the season
- ✦ Registered a season-best eight tackles at Dallas (9/20) and forced a fumble against Chicago (9/27)
- ✦ Recorded seven tackles in two quarters at Green Bay (10/5) before suffering the Achilles injury

**2019 (FALCONS)**

- ✦ Played in all 16 regular-season games for the third straight season (14 starts)
- ✦ Registered 69 tackles, two tackles for loss, three interceptions and three breakups with five tackles and a forced fumble on special teams
- ✦ Recorded an interception at Carolina (11/17), then tied his career-best with nine tackles against Tampa Bay (11/24)
- ✦ Notched his first career multi-interception game, picking off two while also forcing a fumble on special teams against Carolina (12/8).

**2018 (FALCONS)**

- ✦ Played in all 16 regular-season games (15 starts) and registered career-highs in tackles (80), interceptions (seven - tied for the NFL lead) and pass breakups (10) along with a forced fumble on defense while adding two tackles on special teams
- ✦ Tied his career-high with nine tackles in a game against New Orleans (9/23) before starting a string of three consecutive games with an interception - the first of his career coming against Cincinnati (9/30), followed by one each at Pittsburgh (10/7) and against Tampa Bay (10/14)
- ✦ Had a pick in back-to-back games at Washington (11/4) and at Cleveland (11/11) then had one more at New Orleans (11/22)
- ✦ Ended the season at Tampa Bay (12/30) with five tackles and his seventh interception

**2017 (FALCONS)**

- ✦ Played in all 16 regular-season games (one start), and tallied 18 tackles and a forced fumble while tallying five stops and a forced fumble on special teams
- ✦ Added three special teams stops and a forced fumble in three postseason games played
- ✦ Made his NFL debut in the opener at Chicago (9/10) and had a tackle, a stop and forced fumble on special teams
- ✦ Made his first career start in the game against Buffalo (10/1) and led the team with a career-best nine tackles along with a forced fumble
- ✦ Notched a five-tackle game against Tampa Bay (11/26)
- ✦ Appeared in his first postseason contest, finishing the Wild Card Game at the LA Rams (1/6/18) with three tackles and a forced fumble on special teams

**TRANSACTIONS**

- ✦ Signed a two-year contract with Pittsburgh on Mar. 14, 2023
- ✦ Signed a one-year contract with Pittsburgh on May 1, 2022
- ✦ Signed a one-year contract with Dallas on Mar. 26, 2021
- ✦ Signed a four-year contract with Atlanta on May 9, 2017
- ✦ Drafted by the Falcons in the fifth round (149th overall) of the 2017 NFL Draft

COLLEGE

- ✦ Played in 53 games (41 starts)
- ✦ Started the final 41 games he played at cornerback for San Diego State and left as the school's all-time interceptions leader (17), while ranking sixth with 30 breakups, tied for sixth with six forced fumbles and seventh with 214 interception yards
- ✦ Became the first player in program history with six-or-more picks in consecutive seasons and was a two-time Mountain West Defensive Player of the Year as a junior and senior (2015-16)
- ✦ Became the first cornerback in Mountain West Conference history to win the defensive player of the year award twice and the fifth player overall, joining Tank Carder (2010-11 at TCU), Jerry Hughes (2008-09 at TCU), Eric Weddle (2005-06 at Utah) and Kirk Morrison (2003-04 at San Diego State)
- ✦ Ended his senior campaign with 65 tackles, three for loss, seven interceptions (one returned for a touchdown), eight breakups and a hurry
- ✦ Picked off a team-high eight passes to go along with 75 tackles, 5.5 for loss, seven breakups and two forced fumbles in 14 starts in 2015
- ✦ As a sophomore, earned All-Conference second-team honors, starting all 13 games and posting 58 tackles while leading the team with 13 breakups to go with an interception, a fumble recovery, four stops for losses and two hurries
- ✦ Notched 41 tackles, four forced fumbles, two breakups, an interception, a sack and a blocked kick as a redshirt freshman
- ✦ Redshirted as a true freshman in 2012

PERSONAL

- ✦ Three-time all-CIF athlete who played both sides of the ball at Cajon High in San Bernardino, Calif.
- ✦ Helped the Cowboys to a 9-2 overall record in 2011, including a 6-1 mark in league play
- ✦ Recorded 27 tackles, two interceptions and a forced fumble on defense during his senior year
- ✦ Scouts, Inc. rated him as a three-star recruit and gave him a grade of 75
- ✦ In high school, he lettered in football, basketball and track
- ✦ Full name is Damontae T. Kazee
- ✦ Born June 5, 1993, in San Bernardino, Calif.
- ✦ Son of La-trease and Walter Kazee
- ✦ Has three brothers and two sisters
- ✦ Brother, Walter, was a four-year running back for the Aztecs from 2009-12
- ✦ Graduated with a degree in criminal justice

REGULAR SEASON COMPARISON: DEFENSIVE - SAN FRANCISCO 49ERS

DATE	OPP	W/L	GP/GS	TACKLES				ASST	SACK	YDS.	INT	TFL	PD	QBH	TD	MISC		
				TOT	SOLO	FF	FR											
12/15/19	ATL @ SF	W	S	7	4	3	0.0	0.0	0.0	0	0	0	0	0	0	0	0	0
<b>TOTALS</b>		1/0	1/1	7	4	3	0.0	0.0	0	0	0	0	0	0	0	0	0	0

POSTSEASON COMPARISON: DEFENSIVE - SAN FRANCISCO 49ERS

DATE	OPP	W/L	GP/GS	TACKLES				ASST	SACK	YDS.	INT	TFL	PD	QBH	TD	MISC		
				TOT	SOLO	FF	FR											
1/16/22	DAL vs. SF	L	S	8	3	5	0.0	0.0	0.0	0	0	0	0	0	0	0	0	0
<b>TOTALS</b>		0/1	1/1	8	3	5	0.0	0.0	0	0	0	0	0	0	0	0	0	0

DAMONTAE KAZEE'S NFL REGULAR SEASON DEFENSIVE STATISTICS

DATE	TEAM	GP	GS	TK				TACKLES				INTERCEPTIONS				O. FUMB				ST				MISC.			
				S	A	TFL	YDS	SK	YDS	QBH	NO	YDS	LG	TD	PD	FF	FR	TD	YDS	TK	S	A	FF	FR	S	A	
2017	Falcons	16	1	18	10	8	0	0	0.0	0.0	0	0	0	0	0	0	1	0	0	5	4	1	1	0	0	0	0
2018	Falcons	16	15	80	58	22	1	1	0.0	0.0	0	7	54	33	0	10	1	0	0	2	2	0	0	0	0	0	0
2019	Falcons	16	14	69	42	27	2	1	0.0	0.0	0	3	53	22	0	3	0	0	0	5	4	1	1	0	0	0	0
2020	Falcons	4	4	20	17	3	0	0	0.0	0.0	0	0	0	0	0	0	1	0	0	0	0	0	0	0	0	0	0
2021	Cowboys	17	15	51	34	17	0	0	0.0	0.0	0	2	8	8	0	4	2	0	0	1	1	0	0	0	0	0	0
2022	Steelers	9	4	19	11	8	0	0	0.0	0.0	0	2	14	12	0	2	0	0	0	1	0	1	0	0	0	0	0
<b>NFL TOTALS</b>		78	53	257	172	85	3	2	0.0	0.0	0	14	129	33	0	19	5	0	0	14	11	3	2	0	0	0	0

DAMONTAE KAZEE'S NFL POSTSEASON DEFENSIVE STATISTICS

DATE	TEAM	GP	GS	TK				TACKLES				INTERCEPTIONS				O. FUMB				ST				MISC.			
				S	A	TFL	YDS	SK	YDS	QBH	NO	YDS	LG	TD	PD	FF	FR	TD	YDS	TK	S	A	FF	FR	S	A	
2017	Falcons	2	0	0	0	0	0	0	0.0	0.0	0	0	0	0	0	0	0	0	0	3	3	0	1	0	0	0	0
2021	Cowboys	1	1	8	3	5	0	0	0.0	0.0	0	0	0	0	0	0	0	0	0	0	0	0	0	0	0	0	0
<b>NFL TOTALS</b>		3	1	8	3	5	0	0	0.0	0.0	0	0	0	0	0	0	0	0	0	3	3	0	1	0	0	0	0





2020 GAME-BY-GAME REGULAR-SEASON STATISTICS (FALCONS)

DATE	OPPONENT	P/S	TACKLES							INTERCEPTIONS				O. FUMB			ST			MISC		W/L	SCORE					
			TK	S	A	SK	YDS	TFL	YDS	QBH	NO	YDS	LG	TD	PD	FF	FR	TD	YDS	TK	S			A	FF	FR	S	A
09/13	Seahawks	S	4	4	0	0.0	0.0	0	0	0	0	0	0	0	0	0	0	0	0	0	0	0	0	0	0	L	25-38	
09/20	at Cowboys	S	8	7	1	0.0	0.0	0	0	0	0	0	0	0	0	0	0	0	0	0	0	0	0	0	0	L	39-40	
09/27	Bears	S	3	3	0	0.0	0.0	0	0	0	0	0	0	1	0	0	0	0	0	0	0	0	0	0	0	L	26-30	
10/05	at Packers	S	5	3	2	0.0	0.0	0	0	0	0	2	0	0	0	0	0	0	0	0	0	0	0	0	0	L	16-30	
10/11	Panthers																									L	16-23	
10/18	at Vikings																									W	40-23	
10/25	Lions																									L	22-23	
10/29	at Panthers																									W	25-17	
11/08	Broncos																									W	34-27	
11/22	at Saints																									L	9-24	
11/29	Raiders																									W	43-6	
12/06	Saints																									L	16-21	
12/13	at Chargers																									L	17-20	
12/20	Buccaneers																									L	27-31	
12/27	at Chiefs																									L	14-17	
01/03	at Buccaneers																									L	27-44	
2020 TOTALS		4-4	20	17	3	0.0	0.0	0	0	0	0	0	0	1	0	0	0	0	0	0	0	0	0	0	0	4-12		

2019 GAME-BY-GAME REGULAR-SEASON STATISTICS (FALCONS)

DATE	OPPONENT	P/S	TACKLES							INTERCEPTIONS				O. FUMB			ST			MISC		W/L	SCORE					
			TK	S	A	SK	YDS	TFL	YDS	QBH	NO	YDS	LG	TD	PD	FF	FR	TD	YDS	TK	S			A	FF	FR	S	A
09/08	at Vikings	P	1	1	0	0.0	0.0	0	0	0	0	0	0	0	0	0	0	0	0	0	0	0	0	0	0	L	12-28	
09/15	Eagles	S	6	3	3	0.0	0.0	0	0	0	0	0	0	0	0	0	0	0	2	1	1	0	0	0	0	W	24-20	
09/22	at Colts	S	6	4	2	0.0	0.0	0	0	0	0	0	0	0	0	0	0	0	0	0	0	0	0	0	0	L	24-27	
09/29	Titans	S	1	1	0	0.0	0.0	0	0	0	0	0	0	0	0	0	0	0	0	0	0	0	0	0	0	L	10-24	
10/06	at Texans	S	2	0	2	0.0	0.0	0	0	0	0	0	0	0	0	0	0	0	0	0	0	0	0	0	0	L	32-53	
10/13	at Cardinals	S	4	2	2	0.0	0.0	0	0	0	0	0	0	0	0	0	0	0	0	0	0	0	0	0	0	L	33-34	
10/20	Rams	S	8	6	2	0.0	0.0	2	1	0	0	0	0	0	0	0	0	0	0	0	0	0	0	0	0	L	10-37	
10/27	Seahawks	S	5	5	0	0.0	0.0	0	0	0	0	0	0	0	0	0	0	0	1	1	0	0	0	0	0	L	20-27	
11/10	at Saints	P	5	2	3	0.0	0.0	0	0	0	0	0	0	0	0	0	0	0	1	1	0	0	0	0	0	W	26-9	
11/17	at Panthers	S	3	3	0	0.0	0.0	0	0	1	10	10	0	1	0	0	0	0	0	0	0	0	0	0	0	W	29-3	
11/24	Buccaneers	S	9	2	7	0.0	0.0	0	0	0	0	0	0	0	0	0	0	0	0	0	0	0	0	0	0	L	22-35	
11/28	Saints	S	4	3	1	0.0	0.0	0	0	0	0	0	0	0	0	0	0	0	0	0	0	0	0	0	0	L	18-26	
12/08	Panthers	S	2	1	1	0.0	0.0	0	0	2	43	22	0	2	0	0	0	0	1	1	0	1	0	0	0	W	40-20	
12/15	at 49ers	S	7	4	3	0.0	0.0	0	0	0	0	0	0	0	0	0	0	0	0	0	0	0	0	0	0	W	29-22	
12/22	Jaguars	S	1	1	0	0.0	0.0	0	0	0	0	0	0	0	0	0	0	0	0	0	0	0	0	0	0	W	24-12	
12/29	at Buccaneers	S	5	4	1	0.0	0.0	0	0	0	0	0	0	0	0	0	0	0	0	0	0	0	0	0	0	W	28-22+	
2019 TOTALS		16-14	69	42	27	0.0	0.0	2	1	0	3	53	22	0	3	0	0	0	5	4	1	1	0	0	0	7-9		

+ - Overtime

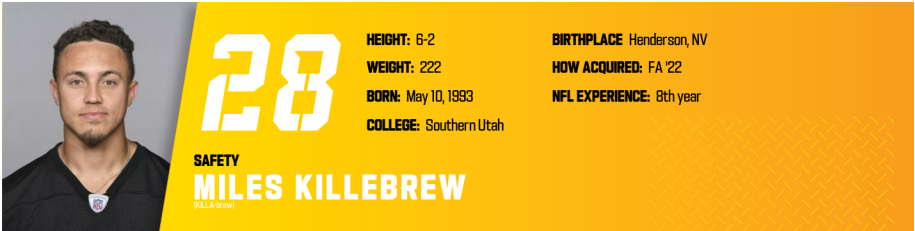
2018 GAME-BY-GAME REGULAR-SEASON STATISTICS (FALCONS)

DATE	OPPONENT	P/S	TACKLES							INTERCEPTIONS				O. FUMB			ST			MISC		W/L	SCORE					
			TK	S	A	SK	YDS	TFL	YDS	QBH	NO	YDS	LG	TD	PD	FF	FR	TD	YDS	TK	S			A	FF	FR	S	A
09/06	at Eagles	P	2	2	0	0.0	0.0	0	0	0	0	0	0	0	0	0	0	0	1	1	0	0	0	0	0	L	12-18	
09/16	Panthers	S	3	3	0	0.0	0.0	0	0	0	0	0	0	1	0	0	0	0	0	0	0	0	0	0	0	W	31-24	
09/23	Saints	S	9	7	2	0.0	0.0	0	0	0	0	0	0	0	0	0	0	0	1	1	0	0	0	0	0	L	37-43+	
09/30	Bengals	S	7	7	0	0.0	0.0	0	0	1	23	23	0	1	0	0	0	0	0	0	0	0	0	0	0	L	36-37	
10/07	at Steelers	S	6	5	1	0.0	0.0	0	0	1	0	0	0	1	1	0	0	0	0	0	0	0	0	0	0	L	17-41	
10/14	Buccaneers	S	4	3	1	0.0	0.0	0	0	1	-4	-4	0	1	0	0	0	0	0	0	0	0	0	0	0	W	34-29	
10/22	Giants	S	5	3	2	0.0	0.0	1	1	0	0	0	0	1	0	0	0	0	0	0	0	0	0	0	0	W	23-20	
11/04	at Redskins	S	5	3	2	0.0	0.0	0	0	1	0	0	0	1	0	0	0	0	0	0	0	0	0	0	0	W	38-14	
11/11	at Browns	S	3	1	2	0.0	0.0	0	0	1	33	33	0	1	0	0	0	0	0	0	0	0	0	0	0	L	16-28	
11/18	Cowboys	S	5	2	3	0.0	0.0	0	0	0	0	0	0	0	0	0	0	0	0	0	0	0	0	0	0	L	19-22	
11/22	at Saints	S	5	4	1	0.0	0.0	0	0	1	0	0	0	1	0	0	0	0	0	0	0	0	0	0	0	L	17-31	
12/02	Ravens	S	6	3	3	0.0	0.0	0	0	0	0	0	0	0	0	0	0	0	0	0	0	0	0	0	0	L	16-26	
12/09	at Packers	S	5	4	1	0.0	0.0	0	0	0	0	0	0	0	0	0	0	0	0	0	0	0	0	0	0	L	20-34	
12/16	Cardinals	S	6	4	2	0.0	0.0	0	0	0	0	0	0	0	0	0	0	0	0	0	0	0	0	0	0	W	40-14	
12/23	at Panthers	S	4	3	1	0.0	0.0	0	0	0	0	0	0	1	0	0	0	0	0	0	0	0	0	0	0	W	24-10	
12/30	at Buccaneers	S	5	4	1	0.0	0.0	0	0	1	2	2	0	1	0	0	0	0	0	0	0	0	0	0	0	W	34-32	
2018 TOTALS		16-15	80	58	22	0.0	0.0	1	1	0	7	54	33	0	10	1	0	0	2	2	0	0	0	0	0	7-9		

+ - Overtime

2017 GAME-BY-GAME REGULAR-SEASON STATISTICS (FALCONS)

DATE	OPPONENT	P/S	TACKLES							INTERCEPTIONS				O. FUMB			ST			MISC		W/L	SCORE				
			TK	S	A	SK	YDS	TFL	YDS	QBH	NO	YDS	LG	TD	PD	FF	FR	TD	YDS	TK	S			A	FF	FR	S
09/10	at Bears	P	1	1	0	0.0	0.0	0	0	0	0	0	0	0	0	0	0	0	1	1	0	1	0	0	0	W	23-17
09/17	Packers	P	0	0	0	0.0	0.0	0	0	0	0	0	0	0	0	0	0	0	0	0	0	0	0	0	0	W	34-23
09/24	at Lions	P	0	0	0	0.0	0.0	0	0	0	0	0	0	0	0	0	0	0	0	0	0	0	0	0	0	W	30-26
10/01	Bills	S	9	4	5	0.0	0.0	0	0	0	0	0	0	0	1	0	0	0	0	0	0	0	0	0	0	L	17-23
10/15	Dolphins	P	0	0	0	0.0	0.0	0	0	0	0	0	0	0	0	0	0	0	0	0	0	0	0	0	0	L	17-20
10/22	at Patriots	P	0	0	0	0.0	0.0	0	0	0	0	0	0	0	0	0	0	0	0	0	0	0	0	0	0	L	7-23
10/29	at Jets	P	0	0	0	0.0	0.0	0	0	0	0	0	0	0	0	0	0	0	0	0	0	0	0	0	0	W	25-20
11/05	at Panthers	P	0	0	0	0.0	0.0	0	0	0	0	0	0	0	0	0	0	0	0	0	0	0	0	0	0	L	17-20
11/12	Cowboys	P	0	0	0	0.0	0.0	0	0	0	0	0	0	0	0	0	0	0	0	0	0	0	0	0	0	W	27-7
11/20	at Seahawks	P	1	1	0	0.0	0.0	0	0	0	0	0	0	1	0	0	0	0	1	1	0</						



**28**

**SAFETY**  
**MILES KILLEBREW**  
(TELETYPE)

**HEIGHT:** 6-2  
**WEIGHT:** 222  
**BORN:** May 10, 1993  
**COLLEGE:** Southern Utah

**BIRTHPLACE:** Henderson, NV  
**HOW ACQUIRED:** FA '22  
**NFL EXPERIENCE:** 8th year

**PRO CAREER**

- ✦ Has played in 112 games (four starts) over his six-year NFL career (with Lions, 2016-20, Steelers 2021-22)
- ✦ Has registered 62 tackles (50 solo), six passes defended, two interceptions, two tackles for loss, one quarterback hit, one forced fumble and one interception return for TD
- ✦ Since entering the NFL in 2016, Killebrew has 48 solo special teams' tackles, the third-most in the League in that span
- ✦ Ranked tied for second in the NFL with 13 solo special teams' tackles in 2019, while his 15 total special teams' tackles ranked fourth
- ✦ Ranks third-most in special-teams snaps since he entered the League in 2016 with 2,254
- ✦ His 15 special teams' tackles in 2019 were a career-high and the most by a Lion since DB Don Carey had 16 in 2015
- ✦ Recorded his first-career interception for a touchdown and notched three tackles in Week 1 of 2017 vs. Arizona
- ✦ Appeared in all 16 games his rookie season in 2016 and recorded his first career interception against Saints QB Drew Brees in Week 13 at New Orleans
- ✦ Highest draft pick in Southern Utah history
- ✦ Made NFL debut in Week 1 of 2016 (at Indianapolis)
- ✦ Made NFL starting debut in Week 3 of 2017 (vs. Atlanta)

**2022 (STEELERS)**

- ✦ Played in all 17 games (no starts) primarily on special teams, recording four tackles
- ✦ Was named a 2022 team captain for his role on special teams

**2021 (STEELERS)**

- ✦ Playing in all 17 regular-season games
- ✦ Recorded the second blocked punt of his career in Week 1 at Buffalo - the punt was recovered and returned by LB Ulysees Gilbert for a Steelers touchdown
- ✦ Recorded the third blocked punt of his career in Week 11 at L.A. Chargers, which led to a Steelers touchdown
- ✦ The first player in Steelers to block multiple punts in the same season since 1960

**2020 (LIONS)**

- ✦ Appeared in 15 games
- ✦ Recorded 12 tackles on special teams
- ✦ Recorded two special-teams tackles in Week 4 at New Orleans
- ✦ Blocked a punt for the first time in his career, which lead to a Detroit TD, in Week 8 vs. Indianapolis

**2019 (LIONS)**

- ✦ Appeared in 15 games (one start)
- ✦ Accumulated a career-high 15 total special teams' tackles, marking the most by a Lions player since 2015 (DB Don Carey, 16)
- ✦ Saw action on special teams, recording two special teams tackles in Week 1 at Arizona
- ✦ Saw action on defense for an injured S Tavon Wilson, recording two solo tackles in Week 8 vs. the N.Y. Giants
- ✦ Played his most defensive snaps of the season (57) and recorded a season-best three solo tackles in Week 17 vs. Green Bay

**2018 (LIONS)**

- ✦ Played in all 16 regular-season games
- ✦ Recorded one special teams' tackle against the New England Patriots in Week 3
- ✦ Posted two special teams' tackles, tying a career-best, against the Rams in Week 13

**2017 (LIONS)**

- ✦ Played in 16 games (three starts)
- ✦ Recorded three tackles and first career interception for a TD in Week 1 against Arizona
- ✦ Appeared in Week 2 at N.Y. Giants and registered three tackles and a pass defended
- ✦ Recorded first career start in Week 3 against Atlanta and tied for a game-high eight tackles
- ✦ Totaled three tackles and tied a career-high with two passes defended in Week 4 at Minnesota
- ✦ Totaled two tackles and a forced fumble in Week 6 at New Orleans
- ✦ Totaled two tackles in Week 8 against Pittsburgh
- ✦ Recorded a tackle on defense and special teams in Week 9 at Green Bay
- ✦ Recorded two tackles, one quarterback hit, and one tackle on special teams in Week 12 against Minnesota
- ✦ Totaled three tackles in Week 13 at Baltimore

2016 (LIONS)

- ✦ Played in all 16 regular-season games
- ✦ Made his NFL debut by contributing on special teams in Week 1 at Indianapolis
- ✦ Played 17 snaps on special teams in Week 3 at Green Bay
- ✦ Recorded his first NFL tackle in Week 4 at Chicago
- ✦ Played 19 snaps on special teams and six on defense in Week 6 vs. Los Angeles
- ✦ Contributed on both defense and special teams, recording one tackle in Week 7 vs. Washington
- ✦ Continued to make his presence known on special teams in Week 9 at Minnesota, tallying two tackles against the Vikings return men
- ✦ Totaled a career-high five tackles (four solo) in Week 11 vs. Jacksonville
- ✦ All over the field in Week 12 vs. Minnesota, contributing four solo tackles on defense and one on special teams
- ✦ Two of his four solo tackles came on crucial third-down stops in the second half of Detroit's 16-13 win over the visiting Vikings
- ✦ Picked off Saints QB Drew Brees late in the fourth quarter of Week 13 at New Orleans for his first career interception that secured Detroit's eighth victory of 2016
- ✦ Added two solo tackles on defense and one on special teams
- ✦ Registered four total tackles (three solo) in Week 17 vs. Green Bay

TRANSACTIONS

- ✦ Signed a two-year contract with Pittsburgh on Mar. 11, 2022
- ✦ Signed a one-year contract with Pittsburgh on Mar. 20, 2021
- ✦ Signed a one-year contract with Detroit on Mar. 20, 2020
- ✦ Signed a four-year contract with the Lions on May 6, 2016
- ✦ Drafted by Detroit in the fourth round (111th overall) of the 2016 NFL Draft

COLLEGE

- ✦ Finished his Southern Utah career with 356 tackles (210 solo), 6.5 tackles for loss, four forced fumbles, three fumble recoveries, three interceptions, seven pass defenses and two defensive touchdowns
- ✦ Named All-Big Sky Honorable Mention twice (2012, 2013), All-Big Sky Second Team once (2014) and All-Big Sky First Team once (2015)
- ✦ Named team captain as a senior in 2015 and led the team with 132 tackles (74 solo)
- ✦ Played in all 12 games in 2014 and finished second on the team with 101 tackles (62 solo) and recorded two tackles for loss, four forced fumbles and three interceptions
- ✦ Notched a season-high 15 tackles and returned an interception 105 yards for a TD against Nevada
- ✦ In 2013 totaled 54 tackles (32 solo), 4.5 tackles for loss, two pass defenses and two fumble recoveries, including an 89-yard return for a TD – the second longest fumble return in school history

PERSONAL

- ✦ Played running back and wide receiver at Foothill H.S. (Henderson, N.V.)
- ✦ Carried the ball 86 times for 392 yards and five TDs
- ✦ Had three receiving TDs
- ✦ Tallied 77 tackles with three sacks and six interceptions while playing as a defensive back
- ✦ Earned all-state and all-city honors and won defensive MVP
- ✦ Two-time first-team all-league and academic all-state honoree
- ✦ Nevada African-American student union Top-One Percentor
- ✦ In the 2018 offseason, Killebrew went back to Utah to light the torch at the opening ceremony of the Utah Summer Games
- ✦ Serves on the advisory board for Playworks Michigan
- ✦ He and wife, Kaila, welcomed their first child in 2020, a girl named Stormi

MILES KILLEBREW'S NFL REGULAR SEASON DEFENSIVE STATISTICS

DATE	TEAM	GP	GS	TACKLES							QBH	INTERCEPTIONS					O. FUMB			ST				MISC			
				TK	S	A	TFL	YDS	SK	YDS		NO	YDS	LG	TD	PD	FF	FR	TD	YDS	TK	S	A	FF	FR	S	A
2016	Lions	16	0	20	15	5	0	0	0.0	0.0	0	1	7	7	0	1	0	0	0	0	8	8	0	0	0	0	0
2017	Lions	16	3	31	25	6	1	4	0.0	0.0	1	1	35	35	1	5	1	0	0	0	7	7	0	0	0	0	0
2018	Lions	16	0	0	0	0	0	0	0.0	0.0	0	0	0	0	0	0	0	0	0	0	7	5	2	0	0	0	0
2019	Lions	15	1	5	5	0	0	0	0.0	0.0	0	0	0	0	0	0	0	0	0	0	15	13	2	0	0	0	0
2020	Lions	15	0	0	0	0	0	0	0.0	0.0	0	0	0	0	0	0	0	0	0	12	10	2	0	0	0	0	0
2021	Steelers	17	0	6	5	1	1	0	0.0	0.0	0	0	0	0	0	0	0	0	0	0	7	4	3	0	0	0	0
2022	Steelers	17	0	0	0	0	0	0	0.0	0.0	0	0	0	0	0	0	0	0	0	0	4	1	3	0	0	0	0
<b>NFL TOTALS</b>		<b>112</b>	<b>4</b>	<b>62</b>	<b>50</b>	<b>12</b>	<b>2</b>	<b>4</b>	<b>0.0</b>	<b>0.0</b>	<b>1</b>	<b>2</b>	<b>42</b>	<b>35T</b>	<b>1</b>	<b>6</b>	<b>1</b>	<b>0</b>	<b>0</b>	<b>60</b>	<b>48</b>	<b>12</b>	<b>0</b>	<b>0</b>	<b>0</b>	<b>0</b>	<b>0</b>

MILES KILLEBREW'S NFL POSTSEASON DEFENSIVE STATISTICS

DATE	TEAM	GP	GS	TACKLES							QBH	INTERCEPTIONS					O. FUMB			ST				MISC				
				TK	S	A	TFL	YDS	SK	YDS		NO	YDS	LG	TD	PD	FF	FR	TD	YDS	TK	S	A	FF	FR	S	A	
2016	Lions	1	0	1	1	0	0	0	0.0	0.0	0	0	0	0	0	0	0	0	0	0	0	0	0	0	0	0	0	0
2021	Steelers	1	0	1	0	1	0	0	0.0	0.0	0	0	0	0	0	0	0	0	0	0	2	1	1	0	0	0	0	0
<b>NFL TOTALS</b>		<b>2</b>	<b>0</b>	<b>2</b>	<b>1</b>	<b>1</b>	<b>0</b>	<b>0</b>	<b>0.0</b>	<b>0.0</b>	<b>0</b>	<b>0</b>	<b>0</b>	<b>0</b>	<b>0</b>	<b>0</b>	<b>0</b>	<b>0</b>	<b>0</b>	<b>2</b>	<b>1</b>	<b>1</b>	<b>0</b>	<b>0</b>	<b>0</b>	<b>0</b>	<b>0</b>	

SINGLE-GAME HIGHS: DEFENSIVE

Total Tackles	8 vs. Atlanta Falcons, Sep 24, 2017	Tackles For Loss	1 at Minnesota Vikings, Dec 09, 2021
	5 vs. Jacksonville Jaguars, Nov 20, 2016		1 vs. Arizona Cardinals, Sep 10, 2017
Solo Tackles	7 vs. Atlanta Falcons, Sep 24, 2017	Interceptions	1 vs. Arizona Cardinals, Sep 10, 2017
	4 vs. Minnesota Vikings, Nov 24, 2016		1 at New Orleans Saints, Dec 04, 2016
	...1 more at 4.	Interception Return Yards	35 vs. Arizona Cardinals, Sep 10, 2017
Passes Defensed	2 at Minnesota Vikings, Oct 01, 2017		7 at New Orleans Saints, Dec 04, 2016
	2 vs. Arizona Cardinals, Sep 10, 2017	Special Teams Tackles	2 at Cleveland Browns, Oct 31, 2021
Forced Fumbles	1 at New Orleans Saints, Oct 15, 2017		2 at Green Bay Packers, Oct 03, 2021
			...11 more at 2.

SINGLE-GAME HIGHS - POSTSEASON: DEFENSIVE

Total Tackles	1 at Kansas City Chiefs, Jan 16, 2022	Special Teams Tackles	2 at Kansas City Chiefs, Jan 16, 2022
	1 at Seattle Seahawks, Jan 07, 2017		
Solo Tackles	1 at Seattle Seahawks, Jan 07, 2017		

2022 GAME-BY-GAME REGULAR-SEASON STATISTICS (STEELERS)

DATE	OPPONENT	P/S	TACKLES							INTERCEPTIONS				O. FUMB			ST				MISC		W/L	SCORE			
			TK	S	A	SK	YDS	TFL	YDS	QBH	NO	YDS	LG	TD	PD	FF	FR	TD	YDS	TK	S	A			FF	FR	S
09/11	at Bengals	P	0	0	0	0	0	0	0	0	0	0	0	0	0	0	0	0	0	0	0	0	0	0	0	W	23-20+
09/18	Patriots	P	0	0	0	0	0	0	0	0	0	0	0	0	0	0	0	0	0	0	0	0	0	0	0	L	14-17
09/22	at Browns	P	0	0	0	0	0	0	0	0	0	0	0	0	0	0	0	1	1	0	0	0	0	0	0	L	17-29
10/02	Jets	P	0	0	0	0	0	0	0	0	0	0	0	0	0	0	0	0	0	0	0	0	0	0	0	L	20-24
10/09	at Bills	P	0	0	0	0	0	0	0	0	0	0	0	0	0	0	0	0	0	0	0	0	0	0	0	L	3-38
10/16	Buccaneers	P	0	0	0	0	0	0	0	0	0	0	0	0	0	0	0	1	0	1	0	0	0	0	0	W	20-18
10/23	at Dolphins	P	0	0	0	0	0	0	0	0	0	0	0	0	0	0	0	1	0	1	0	0	0	0	0	L	10-16
10/30	at Eagles	P	0	0	0	0	0	0	0	0	0	0	0	0	0	0	0	0	0	0	0	0	0	0	0	L	13-35
11/13	Saints	P	0	0	0	0	0	0	0	0	0	0	0	0	0	0	0	0	0	0	0	0	0	0	0	W	20-10
11/20	Bengals	P	0	0	0	0	0	0	0	0	0	0	0	0	0	0	0	0	0	0	0	0	0	0	0	L	30-37
11/28	at Colts	P	0	0	0	0	0	0	0	0	0	0	0	0	0	0	0	0	0	0	0	0	0	0	0	W	24-17
12/04	at Falcons	P	0	0	0	0	0	0	0	0	0	0	0	0	0	0	0	0	0	0	0	0	0	0	0	W	19-16
12/11	Ravens	P	0	0	0	0	0	0	0	0	0	0	0	0	0	0	0	0	0	0	0	0	0	0	0	L	14-16
12/18	at Panthers	P	0	0	0	0	0	0	0	0	0	0	0	0	0	0	0	0	0	0	0	0	0	0	0	W	24-16
12/24	Raiders	P	0	0	0	0	0	0	0	0	0	0	0	0	0	0	0	0	0	0	0	0	0	0	0	W	13-10
01/01	at Ravens	P	0	0	0	0	0	0	0	0	0	0	0	0	0	0	0	0	0	0	0	0	0	0	0	W	16-13
01/08	Browns	P	0	0	0	0	0	0	0	0	0	0	0	0	0	0	0	1	0	1	0	0	0	0	0	W	28-14
2022 TOTALS		17-0	0	0	0	0	0	0	0	0	0	0	0	0	0	0	0	4	1	3	0	0	0	0	0	9-8	

+ - Overtime

2021 GAME-BY-GAME REGULAR-SEASON STATISTICS (STEELERS)


DATE	OPPONENT	P/S	TACKLES							INTERCEPTIONS				O. FUMB			ST				MISC		W/L	SCORE			
			TK	S	A	SK	YDS	TFL	YDS	QBH	NO	YDS	LG	TD	PD	FF	FR	TD	YDS	TK	S	A			FF	FR	S
09/12	at Bills	P	0	0	0	0	0	0	0	0	0	0	0	0	0	0	0	0	0	0	0	0	0	0	0	W	23-16
09/19	Raiders	P	0	0	0	0	0	0	0	0	0	0	0	0	0	0	0	0	0	0	0	0	0	0	0	L	17-26
09/26	Bengals	P	0	0	0	0	0	0	0	0	0	0	0	0	0	0	0	0	0	0	0	0	0	0	0	L	10-24
10/03	at Packers	P	0	0	0	0	0	0	0	0	0	0	0	0	0	0	0	2	1	1	0	0	0	0	0	L	17-27
10/10	Broncos	P	0	0	0	0	0	0	0	0	0	0	0	0	0	0	0	0	0	0	0	0	0	0	0	W	27-19
10/17	Seahawks	P	0	0	0	0	0	0	0	0	0	0	0	0	0	0	0	1	0	1	0	0	0	0	0	W	23-20+
10/31	at Browns	P	0	0	0	0	0	0	0	0	0	0	0	0	0	0	0	2	2	0	0	0	0	0	0	W	15-10
11/08	Bears	P	0	0	0	0	0	0	0	0	0	0	0	0	0	0	0	0	0	0	0	0	0	0	0	W	29-27
11/14	Lions	P	1	1	0	0	0	0	0	0	0	0	0	0	0	0	0	0	0	0	0	0	0	0	0	T	16-16
11/21	at Chargers	P	0	0	0	0	0	0	0	0	0	0	0	0	0	0	0	1	1	0	0	0	0	0	0	L	37-41
11/28	at Bengals	P	0	0	0	0	0	0	0	0	0	0	0	0	0	0	0	0	0	0	0	0	0	0	0	L	10-41
12/05	Ravens	P	0	0	0	0	0	0	0	0	0	0	0	0	0	0	0	1	0	1	0	0	0	0	0	W	20-19
12/09	at Vikings	P	2	2	0	0	0	1	0	0	0	0	0	0	0	0	0	0	0	0	0	0	0	0	0	L	28-36
12/19	Titans	P	1	1	0	0	0	0	0	0	0	0	0	0	0	0	0	0	0	0	0	0	0	0	0	W	19-13
12/26	at Chiefs	P	0	0	0	0	0	0	0	0	0	0	0	0	0	0	0	0	0	0	0	0	0	0	0	L	10-36
01/03	Browns	P	0	0	0	0	0	0	0	0	0	0	0	0	0	0	0	0	0	0	0	0	0	0	0	W	26-14
01/09	at Ravens	P	2	1	1	0	0	0	0	0	0	0	0	0	0	0	0	0	0	0	0	0	0	0	0	W	16-13+
2021 TOTALS		17-0	6	5	1	0	0	0	1	0	0	0	0	0	0	0	0	7	4	3	0	0	0	0	0	9-7-1	

+ - Overtime

2020 GAME-BY-GAME REGULAR-SEASON STATISTICS (LIONS)

DATE	OPPONENT	P/S	TACKLES							INTERCEPTIONS				O. FUMB			ST				MISC		W/L	SCORE			
			TK	S	A	SK	YDS	TFL	YDS	QBH	NO	YDS	LG	TD	PD	FF	FR	TD	YDS	TK	S	A			FF	FR	S
09/13	Bears	P	0	0	0	0	0	0	0	0	0	0	0	0	0	0	0	0	0	0	0	0	0	0	0	L	23-27
09/20	at Packers	P	0	0	0	0	0	0	0	0	0	0	0	0	0	0	0	0	0	0	0	0	0	0	0	L	21-42
09/27	at Cardinals	P	0	0	0	0	0	0	0	0	0	0	0	0	0	0	0	1	1	0	0	0	0	0	0	W	26-23
10/04	Saints	P	0	0	0	0	0	0	0	0	0	0	0	0	0	0	0	2	2	0	0	0	0	0	0	L	29-35
10/18	at Jaguars	P	0	0	0	0	0	0	0	0	0	0	0	0	0	0	0	2	0	2	0	0	0	0	0	W	34-16
10/25	at Falcons																									W	23-22
11/01	Colts	P	0	0	0	0	0	0	0	0	0	0	0	0	0	0	0	1	1	0	0	0	0	0	0	L	21-41
11/08	at Vikings	P	0	0	0	0	0	0	0	0	0	0	0	0	0	0	0	1	1	0	0	0	0	0	0	L	20-34
11/15	Football Team	P	0	0	0	0	0	0	0	0	0	0	0	0	0	0	0	1	1	0	0	0	0	0	0	W	30-27
11/22	at Panthers	P	0	0	0	0	0	0	0	0	0	0	0	0	0	0	0	1	1	0	0	0	0	0	0	L	0-20
11/26	Texans	P	0	0	0	0	0	0	0	0	0	0	0	0	0	0	0	0	0	0	0	0	0	0	0	L	25-41
12/06	at Bears	P	0	0	0	0	0	0	0	0	0	0	0	0	0	0	0	1	1	0	0	0	0	0	0	W	34-30
12/13	Packers	P	0	0	0	0	0	0	0	0	0	0	0	0	0	0	0	0	0	0	0	0	0	0	0	L	24-31
12/20	at Titans	P	0	0	0	0	0	0	0	0	0	0	0	0	0	0	0	1	1	0	0	0	0	0	0	L	25-46
12/26	Buccaneers	P	0	0	0	0	0	0	0	0	0	0	0	0	0	0	0	1	1	0	0	0	0	0	0	L	7-47
01/03	Vikings	P	0	0	0	0	0	0	0	0	0	0	0	0	0	0	0	0	0	0	0	0	0	0	0	L	35-37
2020 TOTALS		15-0	0	0	0	0	0	0	0	0	0	0	0	0	0	0	0	12	10	2	0	0	0	0	0	5-11	





25

CORNERBACK

DESMOND KING II

**HEIGHT:** 5-10

**WEIGHT:** 200

**BORN:** December 14, 1994

**COLLEGE:** Iowa

**BIRTHPLACE:** Detroit, MI

**HOW ACQUIRED:** FA '23

**NFL EXPERIENCE:** 7th year

PRO CAREER

- ✦ Has played in 95 games (53 starts) in his seven-year NFL career
- ✦ Has registered 410 tackles (306 solo), 27 tackles for loss, 8.5 sacks, 16 quarterback hits, nine interceptions, 33 passes defended, two fumble recoveries, two interception returns for TD and one forced fumble
- ✦ One-of-five defensive backs (Harrison Smith, Jordan Poyer, Kenny Moore, Mike Hilton and Tyrann Mathieu) with at least 8.0 sacks and nine interceptions since 2017 (Has played in 80 games (61 starts) over his seven-year NFL career (Atlanta 2016-20; Dallas 2021; Tampa Bay 2022))
- ✦ Became just the sixth player in NFL history and second defensive back (Roy Williams, 2002-03) ever to post multiple pick-sixes and at least four sacks over the first two seasons of his career
- ✦ Was one of five players in 2017 (Carlos Dunlap, Cameron Jordan, Ryan Kerrigan and John Simon) to post an interception returned for a touchdown and at least 3.0 sacks
- ✦ Made NFL debut in Week 1 of 2017 (at Denver)
- ✦ Made NFL starting debut in Week 2 of 2017 (vs. Miami)
- ✦ AP First Team All-Pro - Defensive Back (2018)
- ✦ AP Second Team All-Pro - Punt Returner (2018)
- ✦ AFC Defensive Player of the Week (Week 9, 2018)
- ✦ AFC Special Teams Player of the Week (Week 13, 2018)

**2022 (TEXANS)**

- ✦ Appeared in 17 games (13 starts) totaling 87 tackles (59 solo), 10 tackles for loss, two quarterback hits, two interceptions, eight passes defended and two fumble recoveries this season
- ✦ Notched six total tackles (five) and two passes defended vs. Indianapolis (9/11), marking the seventh game of his career with two or more passes defended
- ✦ Caught a punt returned it 31 yards at Chicago (9/25), the longest punt return for the Texans so far this season
- ✦ Had a career-high three passes defended and his eighth career interception, returning it for 29 yards to seal the Texans first victory of the season at Jacksonville (10/9)
- ✦ Tied his career-high with 10 tackles vs. Washington (11/20)
- ✦ Posted the fourth fumble recovery of his career and returned it for 15 yards vs. Cleveland (12/4)
- ✦ Recorded his second fumble recovery in the last three games after it was forced by DL Mario Addison vs. Kansas City (12/18)
- ✦ Posted his second interception of the season (ninth of his career), picking off Jaguars QB Trevor Lawrence again vs. Jacksonville (1/1/23)

**2021 (TEXANS)**

- ✦ Played in 16 games (12 starts) in his first season as a Texan, totaling a career-high 86 defensive tackles (62 solo) as well as one tackle for loss, three interceptions (tied his career high), six passes defended, one forced fumble and a career-high seven special teams tackles (six solo)
- ✦ Led the team with eight tackles (five) in his first game as a Texan in the season opener vs. Jacksonville (9/12)
- ✦ Started his first game as a Texan at Buffalo (10/3), leading the team with nine tackles (eight), one tackle for loss and his third career forced fumble
- ✦ Tallied eight tackles (five) and tied his career high with two special teams tackles vs. New England (10/10)
- ✦ Recorded eight tackles (seven), two passes defended and two interceptions (tied for a career high) at Tennessee (11/21)
- ✦ Finished third on the team with five tackles (three) vs. Seattle (12/12)
- ✦ Recorded seven tackles, tied for his second-highest total of the season vs. the L.A. Chargers (12/26)
- ✦ Totaled seven tackles (five), one interception, two passes defended and one special teams tackle at San Francisco (1/2/22)

**2020 (CHARGERS/TITANS)**

- ✦ Played six games (three starts) for the Chargers before being traded to the Titans prior to Week 9
- ✦ Totaled 54 tackles (39 solo), 2.0 sacks, two passes defended, two tackles for loss, two quarterback hits and a fumble recovery with both the Chargers and Titans
- ✦ Notched his first sack of the season for the Chargers vs. Jacksonville (10/25)
- ✦ Logged 1.0 sack at Houston (1/3/21)

**2019 (CHARGERS)**

- ✦ Appeared in 15 games (eight starts) and notched 50 total tackles (39 solo), 2.5 sacks, four tackles for loss, four quarterback hits, two passes defended, two fumble recoveries and one forced fumble. Also returned 21 punts for 118 yards (5.6 avg.) with one touchdown and 16 kickoffs for 331 yards (20.7 avg.)
- ✦ Posted four total tackles (three) and a career-high 2.5 sacks with one forced fumble at Miami (9/29)
- ✦ Returned a punt for a 68-yard touchdown vs. Denver (10/6), becoming the eighth player in Chargers history with multiple touchdowns on punt returns in their career

**2018 (CHARGERS)**

- ✦ Earned AP First Team All-Pro honors as a defensive back and Second Team honors as a punt returner
- ✦ Saw action in all 16 games (eight starts) and posted 61 total tackles (46 solo), three interceptions with one returned for a touchdown, 10 passes defended, four tackles for loss, two quarterback hits, two fumble recoveries and one forced fumble
- ✦ Recorded 23 punt returns for 318 yards (13.8 avg.) with one touchdown and 22 kickoff returns for 522 yards (23.7 avg.)
- ✦ Intercepted QB Baker Mayfield twice at Cleveland (10/14) and added three passes defended in the contest
- ✦ Named AFC Defensive Player of the Week after intercepting QB Russell Wilson and returning it 42 yards for the second pick-six of his career at Seattle (11/4)
- ✦ Earned AFC Special Teams Player of the Week honors when he returned a punt 73 yards for a touchdown at Pittsburgh (12/2). Also logged a season-high 10 total tackles (nine solo) and contributed two passes defended in the game
- ✦ Totaled five tackles (three), one tackle for loss, one pass defended and one fumble recovery at Kansas City (12/13)
- ✦ Amassed six total tackles (four), one tackle for loss, one quarterback hit and a forced fumble at Denver (12/30)

- Recorded 1.0 sack, one special teams tackle and a 72-yard kickoff return in the Wild Card Round game at Baltimore (1/6/19)

2017 (CHARGERS)

- Played in 16 games (four starts) and posted 71 total tackles (61 solo), 4.0 sacks, one interception returned for a touchdown, six tackles for loss, six quarterback hits and five passes defended. Also contributed 17 kickoff returns for 353 yards (20.8 avg.)
- Logged 1.0 sack in consecutive games in Weeks 8 and 10
- Notched his first career interception when he picked off Cowboys QB Dak Prescott and returned it 90 yards for a touchdown at Dallas (11/23)
- Tallied six tackles, 1.0 sack, three quarterback hits and two tackles for loss vs. Cleveland (12/3)
- Made his fourth career start vs. Washington (12/10) and logged a season-high 10 total tackles (seven), 1.0 sack, one quarterback hit, one tackle for loss and one pass defended

TRANSACTIONS

- Signed by Pittsburgh on Aug. 31, 2023
- Released by Houston on Aug. 29, 2023
- Signed with the Texans on March 21, 2022
- Signed with Houston on March 30, 2021
- Traded to Tennessee from L.A. Chargers for 2021 sixth-round pick (#185 Nick Niemann) on Nov. 2m 2020
- Signed a four-year contract with the Chargers on May 11, 2017
- Selected by the L.A. Chargers in fifth round (151st overall) of the 2017 NFL Draft

COLLEGE

- Played four seasons (2013-16) at the University of Iowa in Iowa City
- Was the only Big Ten player in a 20-year stretch with at least 12 interceptions and 1,500 combined return yards
- Finished his career as one-of-two players in Hawkeyes history with three career interceptions returned for touchdowns
- Named an AP Second Team All-America selection in his senior season (2016) after starting all 13 games and notching three interceptions and seven pass breakups
- Earned the Jim Thorpe Award given to the nation's best defensive back in 2015 as a junior when he recorded 72 total tackles (46 solo), a school record eight interceptions, including a pick-six, and 21 pass breakups
- Recorded honorable mention All-Big Ten honors by league media after starting all 13 games and notching 64 total tackles (42 solo), three interceptions with one returned for a touchdown and five pass breakups as a sophomore (2014)
- Saw action in all 13 games (12 starts) and posted 69 total tackles (44 solo), eight pass breakups and two recovered fumbles in his true freshman season (2013)

PERSONAL

- Attended East English Village Preparatory Academy in Detroit
- Established a Michigan high school record with 29 career interceptions and set a school record for career rushing yards
- Rushed for 2,360 yards and scored 33 touchdowns as a senior
- Was a four-year letterman in track, competing in sprint events and relays
- Founded the King Kares Foundation in 2017, which provides financial support to underprivileged families in the Detroit area

REGULAR SEASON COMPARISON: DEFENSIVE - SAN FRANCISCO 49ERS

DATE	OPP	W/L	GP/GS	TACKLES					SACK	YDS.	INT	TFL	PD	QBH	TD	MISC		
				TOT	SOLO	ASST	FF	FR										
9/30/18	LAC vs. SF	W	P	2	0	2	0.0	0.0	0	0	0	0	0	0	0	0	0	
1/2/22	HST @ SF	L	S	7	5	2	0.0	0.0	1	0	2	0	0	0	0	0		
<b>TOTALS</b>		1/1	2/1	9	5	4	0.0	0.0	1	0	2	0	0	0	0	0		

DESMOND KING II'S NFL REGULAR SEASON DEFENSIVE STATISTICS

DATE	TEAM	GP	GS	TACKLES					YDS	QBH	INTERCEPTIONS					O. FUMB					ST			MISC				
				TK	S	A	TFL	YDS			SK	NO	YDS	LG	TD	PD	FF	FR	TD	YDS	TK	S	A	FF	FR	S	A	
2017	Chargers	16	4	71	61	10	6	21	4.0	11.0	6	1	90	90t	1	5	0	0	0	0	5	5	0	0	0	0	0	
2018	Chargers	16	8	61	46	15	4	8	0.0	0.0	2	3	75	42t	1	10	0	1	0	0	1	1	0	1	1	0	0	
2019	Chargers	15	8	50	39	11	4	12	2.5	14.0	4	0	0	0	0	2	1	1	0	13	1	1	0	0	1	0	0	
2020	Chargers	6	3	23	18	5	0	0	0.0	0.0	1	0	0	0	0	0	0	0	0	0	1	1	0	0	0	0	0	
Went from L.A. Chargers to Tennessee.																												
2020	Titans	9	5	31	21	10	2	7	1.0	2.0	1	0	0	0	0	2	0	1	1	63	0	0	0	0	0	0	0	0
2020	TOTAL	15	8	54	39	15	2	7	2.0	2.0	2	0	0	0	0	2	0	1	1	63	1	1	0	0	0	0	0	0
2021	Texans	16	12	86	62	24	1	1	0.0	0.0	0	3	25	25	0	6	1	0	0	0	7	6	1	0	0	0	0	0
2022	Texans	17	13	88	59	29	10	18	0.0	0.0	2	2	30	29	0	8	0	2	0	20	1	0	1	0	0	0	0	0
<b>NFL TOTALS</b>		95	53	410	306	104	27	67	8.5	27.0	16	9	220	90t	2	33	2	5	1	96	16	14	2	1	2	0	0	

DESMOND KING II'S NFL POSTSEASON DEFENSIVE STATISTICS

DATE	TEAM	GP	GS	TACKLES					YDS	QBH	INTERCEPTIONS					O. FUMB					ST			MISC				
				TK	S	A	TFL	YDS			SK	NO	YDS	LG	TD	PD	FF	FR	TD	YDS	TK	S	A	FF	FR	S	A	
2018	Chargers	2	2	10	6	4	1	1	1.0	1.0	2	0	0	0	0	0	0	0	0	0	2	2	0	0	0	0	0	0
2020	Titans	1	0	6	5	1	0	0	0.0	0.0	0	0	0	0	0	0	0	0	0	0	0	0	0	0	0	0	0	0
<b>NFL TOTALS</b>		3	2	16	11	5	1	1	1.0	1.0	2	0	0	0	0	0	0	0	0	0	2	2	0	0	0	0	0	0



SINGLE-GAME HIGHS: DEFENSIVE

Total Tackles	10 vs. Washington Commanders, Nov 20, 2022 10 at Pittsburgh Steelers, Dec 02, 2018 ...1 more at 10.	Interceptions	2 at Tennessee Titans, Nov 21, 2021 2 at Cleveland Browns, Oct 14, 2018 90 at Dallas Cowboys, Nov 23, 2017 42 at Seattle Seahawks, Nov 04, 2018
Solo Tackles	9 at Pittsburgh Steelers, Dec 02, 2018 8 at Buffalo Bills, Oct 03, 2021	Interception Return Yards	3 vs. Los Angeles Chargers, Dec 26, 2021
Sacks	2.5 at Miami Dolphins, Sep 29, 2019 1.0 at Houston Texans, Jan 03, 2021 ...5 more at 1.0.	Special Teams Tackles	2 at Dallas Cowboys, Nov 23, 2017 1 at Denver Broncos, Dec 30, 2018
Passes Defensed	3 at Jacksonville Jaguars, Oct 09, 2022 3 at Cleveland Browns, Oct 14, 2018	Special Teams Forced Fumbles	1 vs. Kansas City Chiefs, Nov 18, 2019
Forced Fumbles	1 at Buffalo Bills, Oct 03, 2021 1 at Miami Dolphins, Sep 29, 2019	Special Teams Fumble Recoveries	1 at Kansas City Chiefs, Dec 13, 2018
Fumble Recoveries	1 vs. Chicago Bears, Nov 08, 2020 1 vs. Houston Texans, Sep 22, 2019 ...1 more at 1.	Longest Opp Fumble Return	63 vs. Chicago Bears, Nov 08, 2020 15 vs. Cleveland Browns, Dec 04, 2022
Tackles For Loss	2 vs. Jacksonville Jaguars, Jan 01, 2023 2 at Dallas Cowboys, Dec 11, 2022 ...2 more at 2.		

SINGLE-GAME HIGHS - POSTSEASON: DEFENSIVE

Total Tackles	7 at New England Patriots, Jan 13, 2019 6 vs. Baltimore Ravens, Jan 10, 2021 3 at Baltimore Ravens, Jan 06, 2019	Tackles For Loss	1 at Baltimore Ravens, Jan 06, 2019
Solo Tackles	5 vs. Baltimore Ravens, Jan 10, 2021 4 at New England Patriots, Jan 13, 2019 2 at Baltimore Ravens, Jan 06, 2019	Special Teams Tackles	1 at New England Patriots, Jan 13, 2019 1 at Baltimore Ravens, Jan 06, 2019
Sacks	1.0 at Baltimore Ravens, Jan 06, 2019		

2022 GAME-BY-GAME REGULAR-SEASON STATISTICS (TEXANS)

DATE	OPPONENT	P/S	TACKLES							INTERCEPTIONS					O. FUMB				ST			MISC		W/L	SCORE			
			TK	S	A	SK	YDS	TFL	YDS	QBH	NO	YDS	LG	TD	PD	FF	FR	TD	YDS	TK	S	A	FF			FR	S	A
09/11	Colts	S	6	5	1	0.0	0.0	1	2	1	0	0	0	0	2	0	0	0	0	0	0	0	0	0	0	0	T	20-20
09/18	at Broncos	S	2	1	1	0.0	0.0	0	0	0	0	0	0	0	1	0	0	0	0	0	0	0	0	0	0	L	9-16	
09/25	at Bears	S	7	7	0	0.0	0.0	0	0	0	0	0	0	0	1	0	0	0	0	0	0	0	0	0	0	L	20-23	
10/02	Chargers	P	3	3	0	0.0	0.0	1	1	0	0	0	0	0	0	0	0	0	0	0	0	0	0	0	0	L	24-34	
10/09	at Jaguars	P	6	4	2	0.0	0.0	0	0	0	1	29	29	0	3	0	0	0	0	0	0	0	0	0	0	W	13-6	
10/23	at Raiders	P	5	5	0	0.0	0.0	1	1	0	0	0	0	0	0	0	0	0	0	0	0	0	0	0	0	L	20-38	
10/30	Titans	S	4	1	3	0.0	0.0	0	0	0	0	0	0	0	0	0	0	0	0	0	0	0	0	0	0	L	10-17	
11/03	Eagles	P	4	4	0	0.0	0.0	2	4	0	0	0	0	0	0	0	0	0	0	0	0	0	0	0	0	L	17-29	
11/13	at Giants	S	1	1	0	0.0	0.0	0	0	0	0	0	0	0	0	0	0	0	1	0	1	0	0	0	0	L	16-24	
11/20	Commanders	S	10	6	4	0.0	0.0	0	0	1	0	0	0	0	0	0	0	0	0	0	0	0	0	0	0	L	10-23	
11/27	at Dolphins	S	6	4	2	0.0	0.0	1	0	0	0	0	0	0	0	0	0	0	0	0	0	0	0	0	0	L	15-30	
12/04	Browns	S	5	2	3	0.0	0.0	0	0	0	0	0	0	0	0	1	0	15	0	0	0	0	0	0	0	L	14-27	
12/11	at Cowboys	S	7	3	4	0.0	0.0	2	2	0	0	0	0	0	0	0	0	0	0	0	0	0	0	0	0	L	23-27	
12/18	Chiefs	S	4	2	2	0.0	0.0	0	0	0	0	0	0	0	0	1	0	5	0	0	0	0	0	0	0	L	24-30+	
12/24	at Titans	S	4	1	3	0.0	0.0	0	0	0	0	0	0	0	0	0	0	0	0	0	0	0	0	0	0	W	19-14	
01/01	Jaguars	S	8	6	2	0.0	0.0	2	8	0	1	1	1	0	1	0	0	0	0	0	0	0	0	0	0	L	3-31	
01/08	at Colts	S	6	4	2	0.0	0.0	0	0	0	0	0	0	0	0	0	0	0	0	0	0	0	0	0	0	W	32-31	
2022 TOTALS			17-13	88	59	29	0.0	0.0	10	18	2	2	30	29	0	8	0	2	0	20	1	0	1	0	0	0	3-13-1	

+ - Overtime

2021 GAME-BY-GAME REGULAR-SEASON STATISTICS (TEXANS)

DATE	OPPONENT	P/S	TACKLES							INTERCEPTIONS					O. FUMB				ST			MISC		W/L	SCORE		
			TK	S	A	SK	YDS	TFL	YDS	QBH	NO	YDS	LG	TD	PD	FF	FR	TD	YDS	TK	S	A	FF			FR	S
09/12	Jaguars	P	8	5	3	0.0	0.0	0	0	0	0	0	0	0	0	0	0	0	0	0	0	0	0	0	0	W	37-21
09/19	at Browns	P	1	0	1	0.0	0.0	0	0	0	0	0	0	0	0	0	0	0	0	0	0	0	0	0	0	L	21-31
09/23	Panthers	P	2	1	1	0.0	0.0	0	0	0	0	0	0	0	1	0	0	0	0	0	0	0	0	0	0	L	9-24
10/03	at Bills	S	9	8	1	0.0	0.0	1	1	0	0	0	0	0	0	1	0	0	0	0	0	0	0	0	0	L	0-40
10/10	Patriots	S	8	5	3	0.0	0.0	0	0	0	0	0	0	0	0	0	0	0	1	1	0	0	0	0	0	L	22-25
10/17	at Colts	P	0	0	0	0.0	0.0	0	0	0	0	0	0	0	0	0	0	0	1	1	0	0	0	0	0	L	3-31
10/24	at Cardinals	S	6	5	1	0.0	0.0	0	0	0	0	0	0	0	0	0	0	0	0	0	0	0	0	0	0	L	5-31
10/31	Rams																									L	22-38
11/07	at Dolphins	S	6	4	2	0.0	0.0	0	0	0	0	0	0	0	0	0	0	0	0	0	0	0	0	0	0	L	9-17
11/21	at Titans	S	8	7	1	0.0	0.0	0	0	0	2	25	25	0	2	0	0	0	0	0	0	0	0	0	0	W	22-13
11/28	Jets	S	5	3	2	0.0	0.0	0	0	0	0	0	0	0	0	0	0	0	0	0	0	0	0	0	0	L	14-21
12/05	Colts	S	6	5	1	0.0	0.0	0	0	0	0	0	0	0	0	0	0	0	0	0	0	0	0	0	0	L	0-31
12/12	Seahawks	S	5	3	2	0.0	0.0	0	0	0	0	0	0	0	0	0	0	0	0	0	0	0	0	0	0	L	13-33
12/19	at Jaguars	S	3	1	2	0.0	0.0	0	0	0	0	0	0	0	0	0	0	0	0	0	0	0	0	0	0	W	30-16
12/26	Chargers	S	7	7	0	0.0	0.0	0	0	0	0	0	0	0	1	0	0	0	3	3	0	0	0	0	0	W	41-29
01/02	at 49ers	S	7	5	2	0.0	0.0	0	0	0	1	0	0	0	2	0	0	0	1	1	0	0	0	0	0	L	7-23
01/09	Titans	S	5	3	2	0.0	0.0	0	0	0	0	0	0	0	0	0	0	0	1	1	0	1	0	0	0	L	25-28
2021 TOTALS			16-12	86	62	24	0.0	0.0	1	1	0	3	25	25	0	6	1	0	0	0	7	6	1	0	0	0	4-13

2020 GAME-BY-GAME REGULAR-SEASON STATISTICS (CHARGERS/TITANS)

DATE	OPPONENT	P/S	TACKLES							INTERCEPTIONS				O. FUMB			ST			MISC		W/L	SCORE				
			TK	S	A	SK	YDS	TFL	YDS	QBH	NO	YDS	LG	TD	PD	FF	FR	TD	YDS	TK	S			A	FF	FR	S
09/13	at Bengals	S	3	2	1	0.0	0.0	0	0	0	0	0	0	0	0	0	0	0	1	1	0	0	0	0	0	W	16-13
09/20	Chiefs	P	6	6	0	0.0	0.0	0	0	0	0	0	0	0	0	0	0	0	0	0	0	0	0	0	0	L	20-23+
09/27	Panthers	P	0	0	0	0.0	0.0	0	0	0	0	0	0	0	0	0	0	0	0	0	0	0	0	0	0	L	16-21
10/04	at Buccaneers	S	5	4	1	0.0	0.0	0	0	0	0	0	0	0	0	0	0	0	0	0	0	0	0	0	0	L	31-38
10/12	at Saints	S	5	3	2	0.0	0.0	0	0	0	0	0	0	0	0	0	0	0	0	0	0	0	0	0	0	L	27-30+
10/25	Jaguars	P	4	3	1	1.0	0.0	0	1	0	0	0	0	0	0	0	0	0	0	0	0	0	0	0	0	W	39-29
11/01	at Broncos	S																							L	30-31	
ON INACTIVE LIST																											
Went from Chargers to Titans.																											
11/08	Bears	S	2	2	0	0.0	0.0	0	0	0	0	0	0	0	1	1	63	0	0	0	0	0	0	0	0	W	24-17
11/12	Colts	S	5	2	3	0.0	0.0	0	0	0	0	0	0	0	0	0	0	0	0	0	0	0	0	0	0	L	17-34
11/22	at Ravens	P	4	3	1	0.0	0.0	0	0	0	0	0	2	0	0	0	0	0	0	0	0	0	0	0	0	W	30-24+
11/29	at Colts	S	3	2	1	0.0	0.0	0	0	0	0	0	0	0	0	0	0	0	0	0	0	0	0	0	0	W	45-26
12/06	Browns	P	6	3	3	0.0	0.0	0	0	0	0	0	0	0	0	0	0	0	0	0	0	0	0	0	0	L	35-41
12/13	at Jaguars	P	3	3	0	0.0	0.0	1	5	0	0	0	0	0	0	0	0	0	0	0	0	0	0	0	0	W	31-10
12/20	Lions	S	2	1	1	0.0	0.0	0	0	0	0	0	0	0	0	0	0	0	0	0	0	0	0	0	0	W	46-25
12/27	at Packers	P	2	2	0	0.0	0.0	0	0	0	0	0	0	0	0	0	0	0	0	0	0	0	0	0	0	L	14-40
01/03	at Texans	S	4	3	1	1.0	2.0	1	2	1	0	0	0	0	0	0	0	0	0	0	0	0	0	0	0	W	41-38
2020 TOTALS		15-8	54	39	15	2.0	2.0	2	7	2	0	0	0	0	2	0	1	1	63	1	1	0	0	0	0	8-8	
+ - Overtime																											

2019 GAME-BY-GAME REGULAR-SEASON STATISTICS (CHARGERS)

DATE	OPPONENT	P/S	TACKLES							INTERCEPTIONS				O. FUMB			ST			MISC		W/L/T	SCORE				
			TK	S	A	SK	YDS	TFL	YDS	QBH	NO	YDS	LG	TD	PD	FF	FR	TD	YDS	TK	S			A	FF	FR	S
09/08	Colts	S	3	2	1	0.0	0.0	1	3	0	0	0	0	0	0	0	0	0	0	0	0	0	0	0	0	W	30-24+
09/15	at Lions	S	0	0	0	0.0	0.0	0	0	1	0	0	0	0	0	0	0	0	0	0	0	0	0	0	0	L	10-13
09/22	Texans	S	4	4	0	0.0	0.0	0	0	1	0	0	0	1	0	1	13	0	0	0	0	0	0	0	0	L	20-27
09/29	at Dolphins	S	4	3	1	2.5	14.0	1	5	2	0	0	0	0	1	0	0	0	0	0	0	0	0	0	0	W	30-10
10/06	Broncos	P	4	2	2	0.0	0.0	0	0	0	0	0	0	0	0	0	0	0	0	0	0	0	0	0	0	L	13-20
10/13	Steelers	S	6	5	1	0.0	0.0	0	0	0	0	0	0	0	0	0	0	0	0	0	0	0	0	0	0	L	17-24
10/20	at Titans	P	3	1	2	0.0	0.0	0	0	0	0	0	0	0	0	0	0	0	0	0	0	0	0	0	0	L	20-23
10/27	at Bears	S	6	6	0	0.0	0.0	0	0	0	0	0	0	0	0	0	0	0	0	0	0	0	0	0	0	W	17-16
11/03	Packers	S	5	4	1	0.0	0.0	1	3	0	0	0	0	0	1	0	0	0	0	0	0	0	0	0	0	W	26-11
11/07	at Raiders	P	4	3	1	0.0	0.0	1	1	0	0	0	0	0	0	0	0	0	0	0	0	0	0	0	0	L	24-26
11/18	Chiefs	S	0	0	0	0.0	0.0	0	0	0	0	0	0	0	0	0	0	0	0	0	0	0	1	0	L	17-24	
12/01	at Broncos	P	4	3	1	0.0	0.0	0	0	0	0	0	0	0	0	0	0	0	1	1	0	0	0	0	0	L	20-23
12/08	at Jaguars	P	3	3	0	0.0	0.0	0	0	0	0	0	0	0	0	0	0	0	0	0	0	0	0	0	0	W	45-10
12/15	Vikings	L																								L	10-39
12/22	Raiders	P	3	2	1	0.0	0.0	0	0	0	0	0	0	0	0	0	0	0	0	0	0	0	0	0	0	L	17-24
12/29	at Chiefs	P	1	1	0	0.0	0.0	0	0	0	0	0	0	0	0	0	0	0	0	0	0	0	0	0	0	L	21-31
2019 TOTALS		15-8	50	39	11	2.5	14.0	4	12	4	0	0	0	0	2	1	1	0	13	1	1	0	1	0	0	5-11	
+ - Overtime																											

2018 GAME-BY-GAME REGULAR-SEASON STATISTICS (CHARGERS)

DATE	OPPONENT	P/S	TACKLES							INTERCEPTIONS				O. FUMB			ST			MISC		W/L/T	SCORE				
			TK	S	A	SK	YDS	TFL	YDS	QBH	NO	YDS	LG	TD	PD	FF	FR	TD	YDS	TK	S			A	FF	FR	S
09/09	Chiefs	S	5	5	0	0.0	0.0	1	3	0	0	0	0	1	0	0	0	0	0	0	0	0	0	0	0	L	28-38
09/16	at Bills	P	2	2	0	0.0	0.0	0	0	0	0	0	0	0	0	0	0	0	0	0	0	0	0	0	0	W	31-20
09/23	at Rams	S	5	3	2	0.0	0.0	1	1	0	0	0	0	0	1	0	0	0	0	0	0	0	0	0	0	L	23-35
09/30	49ers	P	2	0	2	0.0	0.0	0	0	0	0	0	0	0	0	0	0	0	0	0	0	0	0	0	0	W	29-27
10/07	Raiders	P	1	1	0	0.0	0.0	0	0	0	0	0	0	0	0	0	0	0	0	0	0	0	0	0	0	W	26-10
10/14	at Browns	S	2	2	0	0.0	0.0	0	0	1	2	33	33	0	3	0	0	0	0	0	0	0	0	0	0	W	38-14
10/21	Titans	P	7	6	1	0.0	0.0	0	0	0	0	0	0	1	0	0	0	0	0	0	0	0	0	0	0	W	20-19
11/04	at Seahawks	S	3	1	2	0.0	0.0	0	0	0	1	42	42	1	2	0	0	0	0	0	0	0	0	0	0	W	25-17
11/11	at Raiders	S	3	3	0	0.0	0.0	0	0	0	0	0	0	0	0	0	0	0	0	0	0	0	0	0	0	W	20-6
11/18	Broncos	P	2	2	0	0.0	0.0	0	0	0	0	0	0	0	0	0	0	0	0	0	0	0	0	0	0	L	22-23
11/25	Cardinals	P	1	0	1	0.0	0.0	0	0	0	0	0	0	0	0	0	0	0	0	0	0	0	0	0	0	W	45-10
12/02	at Steelers	P	10	9	1	0.0	0.0	0	0	0	0	0	0	0	2	0	0	0	0	0	0	0	0	0	0	W	33-30
12/09	Bengals	S	3	2	1	0.0	0.0	0	0	0	0	0	0	0	0	0	0	0	0	0	0	0	0	0	0	W	26-21
12/13	at Chiefs	S	5	3	2	0.0	0.0	1	3	0	0	0	0	1	0	0	0	0	0	0	0	0	1	0	0	W	29-28
12/22	Ravens	S	4	3	1	0.0	0.0	0	0	0	0	0	0	0	0	0	0	0	0	0	0	0	0	0	0	L	10-22
12/30	at Broncos	P	6	4	2	0.0	0.0	1	1	1	0	0	0	0	0	0	0	0	1	1	0	1	0	0	0	W	23-9
2018 TOTALS		16-8	61	46	15	0.0	0.0	4	8	2	3	75	42T	1	10	0	1	0	0	1	1	0	1	1	0	0	12-4

2017 GAME-BY-GAME REGULAR-SEASON STATISTICS (CHARGERS)

DATE	OPPONENT	P/S	TACKLES							INTERCEPTIONS					O. FUMB			ST				MISC		SCORE			
			TK	S	A	SK	YDS	TFL	YDS	QBH	NO	YDS	LG	TD	PD	FF	FR	TD	YDS	TK	S	A	FF		FR	S	A
09/11	at Broncos	P	0	0	0	0.0	0.0	0	0	0	0	0	0	1	0	0	0	0	0	0	0	0	0	0	0	L	21-24
09/17	Dolphins	S	5	4	1	0.0	0.0	1	7	0	0	0	0	0	0	0	0	0	1	1	0	0	0	0	0	L	17-19
09/24	Chiefs	S	3	3	0	0.0	0.0	1	0	0	0	0	0	0	0	0	0	0	0	0	0	0	0	0	0	L	10-24
10/01	Eagles	P	3	3	0	0.0	0.0	0	0	0	0	0	0	1	0	0	0	0	0	0	0	0	0	0	0	L	24-26
10/08	at Giants	P	2	1	1	0.0	0.0	0	0	0	0	0	0	0	0	0	0	0	0	0	0	0	0	0	0	W	27-22
10/15	at Raiders	P	4	4	0	0.0	0.0	0	0	0	0	0	0	0	0	0	0	0	0	0	0	0	0	0	0	W	17-16
10/22	Broncos	P	5	5	0	0.0	0.0	0	0	0	0	0	0	0	0	0	0	0	0	0	0	0	0	0	0	W	21-0
10/29	at Patriots	S	4	4	0	1.0	0.0	1	1	1	0	0	0	0	0	0	0	0	0	0	0	0	0	0	0	L	13-21
11/12	at Jaguars	P	5	5	0	1.0	0.0	0	0	1	0	0	0	0	0	0	0	0	0	0	0	0	0	0	0	L	17-20+
11/19	Bills	P	2	2	0	0.0	0.0	0	0	0	0	0	0	1	0	0	0	0	1	1	0	0	0	0	0	W	54-24
11/23	at Cowboys	P	3	3	0	0.0	0.0	0	0	0	1	90	90	1	1	0	0	0	2	2	0	0	0	0	0	W	28-6
12/03	Browns	P	6	6	0	1.0	5.0	2	7	3	0	0	0	0	0	0	0	0	0	0	0	0	0	0	0	W	19-10
12/10	Redskins	S	10	7	3	1.0	6.0	1	6	1	0	0	0	1	0	0	0	0	0	0	0	0	0	0	0	W	30-13
12/16	at Chiefs	P	5	4	1	0.0	0.0	0	0	0	0	0	0	0	0	0	0	0	1	1	0	0	0	0	0	L	13-30
12/24	at Jets	P	5	3	2	0.0	0.0	0	0	0	0	0	0	0	0	0	0	0	0	0	0	0	0	0	0	W	14-7
12/31	Raiders	P	9	7	2	0.0	0.0	0	0	0	0	0	0	0	0	0	0	0	0	0	0	0	0	0	0	W	30-10
<b>2017 TOTALS</b>		<b>16-4</b>	<b>71</b>	<b>61</b>	<b>10</b>	<b>4.0</b>	<b>11.0</b>	<b>6</b>	<b>21</b>	<b>6</b>	<b>1</b>	<b>90</b>	<b>90T</b>	<b>1</b>	<b>5</b>	<b>0</b>	<b>0</b>	<b>0</b>	<b>5</b>	<b>5</b>	<b>0</b>	<b>0</b>	<b>0</b>	<b>0</b>	<b>0</b>	<b>9-7</b>	


+ - Overtime

2020 GAME-BY-GAME POSTSEASON STATISTICS (TITANS)

DATE	OPPONENT	P/S	TACKLES							INTERCEPTIONS					O. FUMB			ST				MISC		SCORE				
			TK	S	A	SK	YDS	TFL	YDS	QBH	NO	YDS	LG	TD	PD	FF	FR	TD	YDS	TK	S	A	FF		FR	S	A	W/L
01/10	Ravens	P	6	5	1	0.0	0.0	0	0	0	0	0	0	0	0	0	0	0	0	0	0	0	0	0	0	0	L	13-20
<b>2020 TOTALS</b>		<b>1-0</b>	<b>6</b>	<b>5</b>	<b>1</b>	<b>0.0</b>	<b>0.0</b>	<b>0</b>	<b>0</b>	<b>0</b>	<b>0</b>	<b>0</b>	<b>0</b>	<b>0</b>	<b>0</b>	<b>0</b>	<b>0</b>	<b>0</b>	<b>0</b>	<b>0</b>	<b>0</b>	<b>0</b>	<b>0</b>	<b>0</b>	<b>0</b>	<b>0-1</b>		

2018 GAME-BY-GAME POSTSEASON STATISTICS (CHARGERS)

DATE	OPPONENT	P/S	TACKLES							INTERCEPTIONS					O. FUMB			ST				MISC		SCORE			
			TK	S	A	SK	YDS	TFL	YDS	QBH	NO	YDS	LG	TD	PD	FF	FR	TD	YDS	TK	S	A	FF		FR	S	A
01/06	at Ravens	S	3	2	1	1.0	1.0	1	1	1	0	0	0	0	0	0	0	0	1	1	0	0	0	0	0	W	23-17
01/13	at Patriots	S	7	4	3	0.0	0.0	0	0	1	0	0	0	0	0	0	0	0	1	1	0	0	0	0	0	L	28-41
<b>2018 TOTALS</b>		<b>2-2</b>	<b>10</b>	<b>6</b>	<b>4</b>	<b>1.0</b>	<b>1.0</b>	<b>1</b>	<b>1</b>	<b>2</b>	<b>0</b>	<b>0</b>	<b>0</b>	<b>0</b>	<b>0</b>	<b>0</b>	<b>0</b>	<b>0</b>	<b>2</b>	<b>2</b>	<b>0</b>	<b>0</b>	<b>0</b>	<b>0</b>	<b>0</b>	<b>1-1</b>	



46

**LONG SNAPPER**

CHRISTIAN KUNTZ

**HEIGHT:** 6-1

**WEIGHT:** 228

**BORN:** April 13, 1994

**COLLEGE:** Duquesne

**BIRTHPLACE:** Pittsburgh, PA

**HOW ACQUIRED:** FA '20

**NFL EXPERIENCE:** 3rd year

PRO CAREER

- ✦ Has played in 34 regular-season games, all for the Steelers
- ✦ Made his NFL debut in Week 1 of 2021 (at Buffalo)

**2022 (STEELERS)**

- ✦ Played in all 17 regular-season games

**2021 (STEELERS)**

- ✦ Played in all 17 regular-season games

TRANSACTIONS

- ✦ Signed a contract extension with Pittsburgh on Feb. 22, 2023
- ✦ Signed a reserve/future contract with Pittsburgh on Jan. 19, 2022
- ✦ Signed a reserve/future contract with Pittsburgh on Jan. 14, 2021
- ✦ Signed to the Steelers practice squad on Dec. 29, 2020
- ✦ Waived by the Steelers on Dec. 23, 2020
- ✦ Signed to the Pittsburgh practice squad on Nov. 24, 2020
- ✦ Waived by the Steelers on Aug. 2, 2020
- ✦ Signed with Pittsburgh as a free agent on March 30, 2020
- ✦ Played for the XFL's Dallas Renegades in the spring of 2020
- ✦ Waived by the Steelers on Aug. 31, 2019
- ✦ Signed by Pittsburgh on Aug. 15, 2019
- ✦ Waived by Jacksonville on June 13, 2019
- ✦ Signed to the Jaguars practice squad on Dec. 17, 2018
- ✦ Waived by Denver on June 14, 2018
- ✦ Signed by the Broncos on March 21, 2018
- ✦ Released by New England on Aug. 29, 2017
- ✦ Signed with the Patriots as an undrafted free agent on Aug. 28, 2017

COLLEGE

- ✦ Played in 45 games for Duquesne (2012-16)
- ✦ Northeast Conference career sacks leader with 30.5
- ✦ His 71.5 career TFLs rank fourth on the NCAA all-time FCS list
- ✦ Two-time NEC Defensive Player of the Year
- ✦ First Duquesne player to earn All-American honors three times (STATS FCS third team as a sophomore and first team as a junior & senior)
- ✦ Named Second Team Associated Press All-American in 2015 and 2016
- ✦ Team captain in 2016
- ✦ Started all 11 games at outside linebacker as a redshirt senior
- ✦ Led the NEC in sacks (11.5) and tackles for loss (24.0) in helping the Dukes to a share of the conference title
- ✦ Suffered an injury that led to redshirting his junior year

PERSONAL

- ✦ Played football and basketball at Chartiers Valley High School
- ✦ Graduated with a degree from Duquesne in supply chain management

CHRISTIAN KUNTZ'S NFL REGULAR SEASON STATISTICS

DATE	TEAM	GP
2021	Steelers	17
2022	Steelers	17
<b>NFL TOTALS</b>		<b>34</b>

CHRISTIAN KUNTZ'S NFL POSTSEASON STATISTICS

DATE	TEAM	GP
2021	Steelers	1
<b>NFL TOTALS</b>		<b>1</b>

CHRISTIAN KUNTZ'S NFL REGULAR SEASON DEFENSIVE STATISTICS

DATE	TEAM	GP	GS	TACKLES							INTERCEPTIONS					O. FUMB			ST			MISC					
				TK	S	A	SK	YDS	TFL	YDS	QBH	NO	YDS	LG	TD	PD	FF	FR	TD	YDS	TK	S	A	FF	FR	S	A
2021	Steelers	17	0	0	0	0	0	0	0.0	0.0	0	0	0	0	0	0	0	0	0	0	0	0	0	0	0	0	0
2022	Steelers	17	0	0	0	0	0	0	0.0	0.0	0	0	0	0	0	0	0	0	0	0	0	0	1	1	0	0	0
<b>NFL TOTALS</b>		<b>34</b>	<b>0</b>	<b>0</b>	<b>0</b>	<b>0</b>	<b>0</b>	<b>0</b>	<b>0.0</b>	<b>0.0</b>	<b>0</b>	<b>0</b>	<b>0</b>	<b>0</b>	<b>0</b>	<b>0</b>	<b>0</b>	<b>0</b>	<b>0</b>	<b>0</b>	<b>0</b>	<b>0</b>	<b>3</b>	<b>3</b>	<b>0</b>	<b>0</b>	<b>0</b>

CHRISTIAN KUNTZ'S NFL POSTSEASON DEFENSIVE STATISTICS

DATE	TEAM	GP	GS	TACKLES							INTERCEPTIONS					O. FUMB			ST			MISC					
				TK	S	A	SK	YDS	TFL	YDS	QBH	NO	YDS	LG	TD	PD	FF	FR	TD	YDS	TK	S	A	FF	FR	S	A
2021	Steelers	1	0	0	0	0	0	0	0.0	0.0	0	0	0	0	0	0	0	0	0	0	0	0	0	0	0	0	0
<b>NFL TOTALS</b>		<b>1</b>	<b>0</b>	<b>0</b>	<b>0</b>	<b>0</b>	<b>0</b>	<b>0</b>	<b>0.0</b>	<b>0.0</b>	<b>0</b>	<b>0</b>	<b>0</b>	<b>0</b>	<b>0</b>	<b>0</b>	<b>0</b>	<b>0</b>	<b>0</b>	<b>0</b>	<b>0</b>	<b>0</b>	<b>0</b>	<b>0</b>	<b>0</b>	<b>0</b>	<b>0</b>

SINGLE-GAME HIGHS: DEFENSIVE

Special Teams Tackles

1 vs. Denver Broncos, Oct 10, 2021

1 at Green Bay Packers, Oct 03, 2021

2022 GAME-BY-GAME REGULAR-SEASON STATISTICS (STEELERS)

DATE	OPPONENT	P/S	TACKLES							INTERCEPTIONS					O. FUMB			ST			MISC		W/L	SCORE					
			TK	S	A	SK	YDS	TFL	YDS	QBH	NO	YDS	LG	TD	PD	FF	FR	TD	YDS	TK	S	A			FF	FR	S	A	
09/11	at Bengals	P	0	0	0	0.0	0.0	0	0	0	0	0	0	0	0	0	0	0	0	0	0	0	0	0	0	0	W	23-20+	
09/18	Patriots	P	0	0	0	0.0	0.0	0	0	0	0	0	0	0	0	0	0	0	0	0	0	0	0	0	0	0	L	14-17	
09/22	at Browns	P	0	0	0	0.0	0.0	0	0	0	0	0	0	0	0	0	0	0	0	0	0	0	0	0	0	0	L	17-29	
10/02	Jets	P	0	0	0	0.0	0.0	0	0	0	0	0	0	0	0	0	0	0	0	0	0	0	0	0	0	0	L	20-24	
10/09	at Bills	P	0	0	0	0.0	0.0	0	0	0	0	0	0	0	0	0	0	0	0	0	0	0	0	0	0	0	L	3-38	
10/16	Buccaneers	P	0	0	0	0.0	0.0	0	0	0	0	0	0	0	0	0	0	0	0	0	0	0	0	0	0	0	W	20-18	
10/23	at Dolphins	P	0	0	0	0.0	0.0	0	0	0	0	0	0	0	0	0	0	0	0	0	0	0	0	0	0	0	L	10-16	
10/30	at Eagles	P	0	0	0	0.0	0.0	0	0	0	0	0	0	0	0	0	0	0	0	0	0	0	0	0	0	0	L	13-35	
11/13	Saints	P	0	0	0	0.0	0.0	0	0	0	0	0	0	0	0	0	0	0	0	0	0	0	0	0	0	0	W	20-10	
11/20	Bengals	P	0	0	0	0.0	0.0	0	0	0	0	0	0	0	0	0	0	0	0	0	0	0	0	0	0	0	L	30-37	
11/28	at Colts	P	0	0	0	0.0	0.0	0	0	0	0	0	0	0	0	0	0	0	0	0	0	0	0	0	0	0	W	24-17	
12/04	at Falcons	P	0	0	0	0.0	0.0	0	0	0	0	0	0	0	0	0	0	0	0	0	0	0	0	0	0	0	W	19-16	
12/11	Ravens	P	0	0	0	0.0	0.0	0	0	0	0	0	0	0	0	0	0	0	0	0	0	0	0	0	0	0	L	14-16	
12/18	at Panthers	P	0	0	0	0.0	0.0	0	0	0	0	0	0	0	0	0	0	0	0	0	0	0	0	0	0	0	W	24-16	
12/24	Raiders	P	0	0	0	0.0	0.0	0	0	0	0	0	0	0	0	0	0	0	0	0	0	0	0	0	0	0	W	13-10	
01/01	at Ravens	P	0	0	0	0.0	0.0	0	0	0	0	0	0	0	0	0	0	0	0	0	0	0	0	0	0	0	W	16-13	
01/08	Browns	P	0	0	0	0.0	0.0	0	0	0	0	0	0	0	0	0	0	0	0	0	0	0	0	0	0	0	W	28-14	
<b>2022 TOTALS</b>		<b>17-0</b>	<b>0</b>	<b>0</b>	<b>0</b>	<b>0.0</b>	<b>0.0</b>	<b>0</b>	<b>0</b>	<b>0</b>	<b>0</b>	<b>0</b>	<b>0</b>	<b>0</b>	<b>0</b>	<b>0</b>	<b>0</b>	<b>0</b>	<b>0</b>	<b>0</b>	<b>0</b>	<b>0</b>	<b>0</b>	<b>0</b>	<b>0</b>	<b>0</b>	<b>0</b>	<b>9-8</b>	

+ - Overtime

2021 GAME-BY-GAME REGULAR-SEASON STATISTICS (STEELERS)

DATE	OPPONENT	P/S	TACKLES							INTERCEPTIONS					O. FUMB			ST			MISC		W/L	SCORE					
			TK	S	A	SK	YDS	TFL	YDS	QBH	NO	YDS	LG	TD	PD	FF	FR	TD	YDS	TK	S	A			FF	FR	S	A	
09/12	at Bills	P	0	0	0	0.0	0.0	0	0	0	0	0	0	0	0	0	0	0	0	0	0	0	0	0	0	0	W	23-16	
09/19	Raiders	P	0	0	0	0.0	0.0	0	0	0	0	0	0	0	0	0	0	0	0	0	0	0	0	0	0	0	L	17-26	
09/26	Bengals	P	0	0	0	0.0	0.0	0	0	0	0	0	0	0	0	0	0	0	0	0	0	0	0	0	0	0	L	10-24	
10/03	at Packers	P	0	0	0	0.0	0.0	0	0	0	0	0	0	0	0	0	0	0	0	0	0	0	0	0	0	0	L	17-27	
10/10	Broncos	P	0	0	0	0.0	0.0	0	0	0	0	0	0	0	0	0	0	0	0	0	0	0	0	0	0	0	W	27-19	
10/17	Seahawks	P	0	0	0	0.0	0.0	0	0	0	0	0	0	0	0	0	0	0	0	0	0	0	0	0	0	0	W	23-20+	
10/31	at Browns	P	0	0	0	0.0	0.0	0	0	0	0	0	0	0	0	0	0	0	0	0	0	0	0	0	0	0	W	15-10	
11/08	Bears	P	0	0	0	0.0	0.0	0	0	0	0	0	0	0	0	0	0	0	0	0	0	0	0	0	0	0	W	29-27	
11/14	Lions	P	0	0	0	0.0	0.0	0	0	0	0	0	0	0	0	0	0	0	0	0	0	0	0	0	0	0	T	16-16	
11/21	at Chargers	P	0	0	0	0.0	0.0	0	0	0	0	0	0	0	0	0	0	0	0	0	0	0	0	0	0	0	L	37-41	
11/28	at Bengals	P	0	0	0	0.0	0.0	0	0	0	0	0	0	0	0	0	0	0	0	0	0	0	0	0	0	0	L	10-41	
12/05	Ravens	P	0	0	0	0.0	0.0	0	0	0	0	0	0	0	0	0	0	0	0	0	0	0	0	0	0	0	W	20-19	
12/09	at Vikings	P	0	0	0	0.0	0.0	0	0	0	0	0	0	0	0	0	0	0	0	0	0	0	0	0	0	0	L	28-36	
12/19	Titans	P	0	0	0	0.0	0.0	0	0	0	0	0	0	0	0	0	0	0	0	0	0	0	0	0	0	0	W	19-13	
12/26	at Chiefs	P	0	0	0	0.0	0.0	0	0	0	0	0	0	0	0	0	0	0	0	0	0	0	0	0	0	0	L	10-36	
01/03	Browns	P	0	0	0	0.0	0.0	0	0	0	0	0	0	0	0	0	0	0	0	0	0	0	0	0	0	0	W	26-14	
01/09	at Ravens	P	0	0	0	0.0	0.0	0	0	0	0	0	0	0	0	0	0	0	0	0	0	0	0	0	0	0	W	16-13+	
<b>2021 TOTALS</b>		<b>17-0</b>	<b>0</b>	<b>0</b>	<b>0</b>	<b>0.0</b>	<b>0.0</b>	<b>0</b>	<b>0</b>	<b>0</b>	<b>0</b>	<b>0</b>	<b>0</b>	<b>0</b>	<b>0</b>	<b>0</b>	<b>0</b>	<b>0</b>	<b>0</b>	<b>0</b>	<b>0</b>	<b>0</b>	<b>0</b>	<b>0</b>	<b>0</b>	<b>0</b>	<b>0</b>	<b>9-7-1</b>	

+ - Overtime

2021 GAME-BY-GAME POSTSEASON STATISTICS (STEELERS)

DATE	OPPONENT	P/S	TACKLES							INTERCEPTIONS					O. FUMB			ST			MISC		W/L	SCORE				
			TK	S	A	SK	YDS	TFL	YDS	QBH	NO	YDS	LG	TD	PD	FF	FR	TD	YDS	TK	S	A			FF	FR	S	A
01/16	at Chiefs	P	0	0	0	0.0	0.0	0	0	0	0	0	0	0	0	0	0	0	0	0	0	0	0	0	0	0	L	21-42
<b>2021 TOTALS</b>		<b>1-0</b>	<b>0</b>	<b>0</b>	<b>0</b>	<b>0.0</b>	<b>0.0</b>	<b>0</b>	<b>0</b>	<b>0</b>	<b>0</b>	<b>0</b>	<b>0</b>	<b>0</b>	<b>0</b>	<b>0</b>	<b>0</b>	<b>0</b>	<b>0</b>	<b>0</b>	<b>0</b>	<b>0</b>	<b>0</b>	<b>0</b>	<b>0</b>	<b>0</b>	<b>0-1</b>	

**98**

**DEFENSIVE END**  
**DEMARVIN LEAL**

**HEIGHT:** 6-4  
**WEIGHT:** 290  
**BORN:** July 1, 2000  
**COLLEGE:** Texas A&M

**BIRTHPLACE:** San Antonio, TX  
**HOW ACQUIRED:** D3 '22  
**NFL EXPERIENCE:** 2nd year

**PRO CAREER**

- ✦ Has played in 11 games (two starts)
- ✦ Made NFL debut in Week 1 of 2022 (at Cincinnati)
- ✦ Made NFL starting debut in Week 5 of 2022 (at Buffalo)

**2022 (STEELERS)**

- ✦ Registered 14 tackles (eight solo), three passes defended and one tackle for loss
- ✦ Had a season-high four tackles along with one tackle for loss in Week 4 vs. New York Jets
- ✦ Blocked a field goal in Week 5 at Buffalo
- ✦ Missed Weeks 6 through 12 after being placed on the Reserve/Injured List

**TRANSACTIONS**

- ✦ Signed a four-year contract with Pittsburgh on May 20, 2022
- ✦ Drafted by the Steelers in the third round (84th overall) of the 2022 NFL Draft

**COLLEGE**

- ✦ Played in 35 games at Texas A&M
- ✦ Tallied 133 tackles (59 solo), 25.0 tackles for loss, 13.0 sacks, one interception, six passes defended, two forced fumbles and one fumble recovery
- ✦ Recorded a season-high seven tackles at Ole Miss
- ✦ Recorded a season-high two sacks vs Mississippi St.
- ✦ Started 12 games (2021)
- ✦ Finished the season tied for fifth in the SEC with 8.5 sacks and tied for ninth with 12.5 tackles for loss, leading the Aggies in both categories
- ✦ Started all 10 games (2020)
- ✦ Led the defense in hurries with eight and ranked fifth in tackles with 37
- ✦ Played in all 13 games, making seven starts (2019)
- ✦ Was second on the team with five QB hurries
- ✦ 2021 Ted Hendricks Award Finalist
- ✦ 2021 AP All-America First Team
- ✦ 2021 Sporting News All-America First Team
- ✦ 2021 AP and Coaches' All-SEC First Team
- ✦ 2021 FWAA All-America Second Team
- ✦ 2021 Walter Camp All-America Second Team
- ✦ 2021 The Athletic All-America Second Team

**PERSONAL**

- ✦ Was coached by Sean McAuliffe at Judson High School
- ✦ Was an Army All-American
- ✦ Named to Dave Campbell's Texas Football Tops in Texas First Team
- ✦ As a junior, was named to AP All-State Second Team
- ✦ Tallied 83 tackles, 16 tackles for loss, 13 quarterback hits, six sacks, six pass breakups, four forced fumbles, two fumble recoveries and a blocked punt in 2018
- ✦ Hometown: San Antonio, Texas

**DEMARVIN LEAL'S NFL REGULAR SEASON DEFENSIVE STATISTICS**

DATE	TEAM	GP	GS	TACKLES						INTERCEPTIONS						O. FUMB			ST			MISC					
				TK	S	A	TFL	YDS	SK	YDS	QBH	NO	YDS	LG	TD	PD	FF	FR	TD	YDS	TK	S	A	FF	FR	S	A
2022	Steelers	11	2	14	8	6	1	0	0.0	0.0	0	0	0	0	0	3	0	0	0	0	0	0	0	0	0	0	0
<b>NFL TOTALS</b>		<b>11</b>	<b>2</b>	<b>14</b>	<b>8</b>	<b>6</b>	<b>1</b>	<b>0</b>	<b>0.0</b>	<b>0.0</b>	<b>0</b>	<b>0</b>	<b>0</b>	<b>0</b>	<b>3</b>	<b>0</b>	<b>0</b>	<b>0</b>	<b>0</b>	<b>0</b>	<b>0</b>	<b>0</b>	<b>0</b>	<b>0</b>	<b>0</b>	<b>0</b>	<b>0</b>

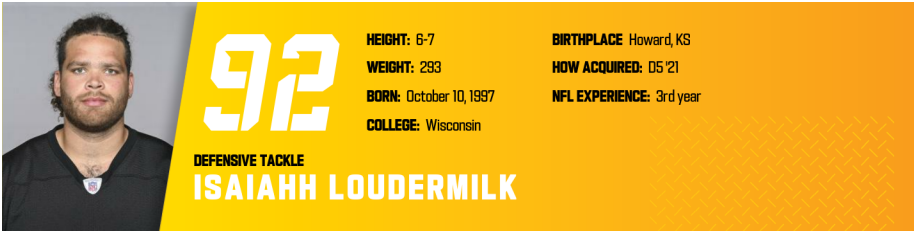
**SINGLE-GAME HIGHS: DEFENSIVE**

Total Tackles	4 vs. New York Jets, Oct 02, 2022	Passes Defended	2 at Buffalo Bills, Oct 09, 2022
	3 at Baltimore Ravens, Jan 01, 2023		1 vs. New England Patriots, Sep 18, 2022
Solo Tackles	2 at Baltimore Ravens, Jan 01, 2023	Tackles For Loss	1 vs. New York Jets, Oct 02, 2022
	2 vs. New York Jets, Oct 02, 2022		

2022 GAME-BY-GAME REGULAR-SEASON STATISTICS (STEELERS)

DATE	OPPONENT	P/S	TACKLES						INTERCEPTIONS					O. FUMB			ST				MISC		W/L	SCORE					
			TK	S	A	SK	YDS	TFL	YDS	QBH	NO	YDS	LG	TD	PD	FF	FR	TD	YDS	TK	S	A			FF	FR	S	A	
09/11	at Bengals	P	1	0	1	0.0	0.0	0	0	0	0	0	0	0	0	0	0	0	0	0	0	0	0	0	0	0	0	W	23-20+
09/18	Patriots	P	2	1	1	0.0	0.0	0	0	0	0	0	0	0	1	0	0	0	0	0	0	0	0	0	0	0	0	L	14-17
09/22	at Browns	P	1	1	0	0.0	0.0	0	0	0	0	0	0	0	0	0	0	0	0	0	0	0	0	0	0	0	L	17-29	
10/02	Jets	P	4	2	2	0.0	0.0	1	0	0	0	0	0	0	0	0	0	0	0	0	0	0	0	0	0	0	L	20-24	
10/09	at Bills	S	1	1	0	0.0	0.0	0	0	0	0	0	0	2	0	0	0	0	0	0	0	0	0	0	0	0	L	3-38	
10/16	Buccaneers																									W	20-18		
10/23	at Dolphins																									L	10-16		
10/30	at Eagles																									L	13-35		
11/13	Saints																									W	20-10		
11/20	Bengals																									L	30-37		
11/28	at Colts																									W	24-17		
12/04	at Falcons	P	0	0	0	0.0	0.0	0	0	0	0	0	0	0	0	0	0	0	0	0	0	0	0	0	0	0	W	19-16	
12/11	Ravens	P	0	0	0	0.0	0.0	0	0	0	0	0	0	0	0	0	0	0	0	0	0	0	0	0	0	0	L	14-16	
12/18	at Panthers	P	0	0	0	0.0	0.0	0	0	0	0	0	0	0	0	0	0	0	0	0	0	0	0	0	0	0	W	24-16	
12/24	Raiders	P	0	0	0	0.0	0.0	0	0	0	0	0	0	0	0	0	0	0	0	0	0	0	0	0	0	0	W	13-10	
01/01	at Ravens	S	3	2	1	0.0	0.0	0	0	0	0	0	0	0	0	0	0	0	0	0	0	0	0	0	0	0	W	16-13	
01/08	Browns	P	2	1	1	0.0	0.0	0	0	0	0	0	0	0	0	0	0	0	0	0	0	0	0	0	0	0	W	28-14	
<b>2022 TOTALS</b>		<b>11-2</b>	<b>14</b>	<b>8</b>	<b>6</b>	<b>0.0</b>	<b>0.0</b>	<b>1</b>	<b>0</b>	<b>0</b>	<b>0</b>	<b>0</b>	<b>0</b>	<b>0</b>	<b>3</b>	<b>0</b>	<b>0</b>	<b>0</b>	<b>0</b>	<b>0</b>	<b>0</b>	<b>0</b>	<b>0</b>	<b>0</b>	<b>0</b>	<b>0</b>	<b>9-8</b>		

+ - Overtime





92

**HEIGHT:** 6-7  
**WEIGHT:** 293  
**BORN:** October 10, 1997  
**COLLEGE:** Wisconsin

**BIRTHPLACE:** Howard, KS  
**HOW ACQUIRED:** 05/21  
**NFL EXPERIENCE:** 3rd year

DEFENSIVE TACKLE  
**ISAIAHH LOUDERMILK**

PRO CAREER

- ✦ Has played in 26 career games (five starts)
- ✦ Has registered 30 tackles (20 solo), 1.0 sack, three passes defended and one tackle for loss
- ✦ Made NFL debut in Week 2 of 2021 (vs. Las Vegas)
- ✦ Made NFL starting debut in Week 16 of 2021 (at Kansas City)

**2022 (STEELERS)**

- ✦ Played in 11 games (three starts)
- ✦ Recorded seven tackles (four solo)
- ✦ Blocked a field goal in Week 12 at Indianapolis
- ✦ Had his first tackle for loss in Week 15 at Carolina

**2021 (STEELERS)**

- ✦ Played in 15 games (two starts)
- ✦ Recorded 23 tackles (16 solo), three passes defended and 1.0 sack
- ✦ Registered his first NFL sack taking down Baker Mayfield in Week 8 at Cleveland
- ✦ Registered a career-high six tackles at Kansas City in Week 15

TRANSACTIONS

- ✦ Signed a four-year contract with Pittsburgh on May 15, 2021
- ✦ Drafted by the Steelers in the fifth round (156th overall) in the 2021 NFL Draft

COLLEGE

- ✦ Played in 40 games (26 starts) at defensive end for Wisconsin (2016-20)
- ✦ Recorded 63 tackles, 11.5 tackles for loss, 7.5 sacks, two forced fumbles and nine pass breakups
- ✦ Graduated in December 2019 with bachelor's degree in personal finance
- ✦ Named All-Big Ten third team (media) and All-Big Ten honorable mention (coaches) in 2020
- ✦ Selected to participate in the 2021 East-West Shrine Bowl
- ✦ Played in all six games (six starts) at defensive end in 2020; recorded 13 tackles, nine solo stops, 2.5 tackles for loss and 2.0 sacks
- ✦ Started 14 games at defensive end in 2019; recorded 24 tackles, including 5.0 tackles for loss and 3.0 sacks, forced two fumbles and batted down five passes
- ✦ Set a career high with five tackles vs. Ohio State in 2019 Big Ten Football Championship Game, also recording 1.0 sack and forcing a fumble

PERSONAL

- ✦ Three-star prospect by 247 Sports, ESPN and Rivals
- ✦ First-team all-state in 8-man football by Kansas Football Coaches Association and Wichita Eagle as a senior; recorded 97 tackles, 2.0 sacks and two interceptions along with five TD receptions
- ✦ Helped 10-1 West Elk earn its first-ever playoff win as a senior
- ✦ First-team All-South Central Border League as a sophomore, junior and senior
- ✦ Three-time all-district and all-area selection
- ✦ Finished career with 267 tackles, 22.0 sacks and three interceptions on defense and registered eight TD receptions on offense
- ✦ Two-year team MVP
- ✦ First-team all-state in basketball by Kansas Basketball Coaches Association as a junior, averaging 19.2 points, 14.7 rebounds and 5.5 blocks per game
- ✦ Three-time All-SCBL in basketball
- ✦ Also competed in baseball and track and field, winning conference title in shot put as a junior
- ✦ Parents are Stacy Howell and Cartezze Loudermilk
- ✦ Father played basketball at Independence Community College and Creighton.

ISAIAHH LOUDERMILK'S NFL REGULAR SEASON DEFENSIVE STATISTICS

DATE	TEAM	GP	GS	TACKLES					INTERCEPTIONS					O. FUMB			ST			MISC						
				TK	S	A	TFL	YDS	SK	YDS	QBH	NO	YDS	LG	TD	PD	FF	FR	TD	YDS	TK	S	A	FF	FR	S
2021	Steelers	15	2	23	16	7	0	0	1.0	0.0	0	0	0	0	3	0	0	0	0	0	0	0	0	0	0	0
2022	Steelers	11	3	7	4	3	1	1	0.0	0.0	0	0	0	0	0	0	0	0	0	0	0	0	0	0	0	
NFL TOTALS		26	5	30	20	10	1	1	1.0	0.0	0	0	0	0	3	0	0	0	0	0	0	0	0	0	0	



ISAIAH LOUDERMILK'S NFL POSTSEASON DEFENSIVE STATISTICS

DATE	TEAM	GP	GS	TACKLES								INTERCEPTIONS				O. FUMB			ST			MISC					
				TK	S	A	TFL	YDS	SK	YDS	QBH	NO	YDS	LG	TD	PD	FF	FR	TD	YDS	TK	S	A	FF	FR	S	A
2021	Steelers	1	0	3	1	2	0	0	0.0	0.0	0	0	0	0	0	0	0	0	0	0	0	0	0	0	0	0	0
<b>NFL TOTALS</b>		<b>1</b>	<b>0</b>	<b>3</b>	<b>1</b>	<b>2</b>	<b>0</b>	<b>0</b>	<b>0.0</b>	<b>0.0</b>	<b>0</b>	<b>0</b>	<b>0</b>	<b>0</b>	<b>0</b>	<b>0</b>	<b>0</b>	<b>0</b>	<b>0</b>	<b>0</b>	<b>0</b>	<b>0</b>	<b>0</b>	<b>0</b>	<b>0</b>	<b>0</b>	

SINGLE-GAME HIGHS: DEFENSIVE

Total Tackles 6 at Kansas City Chiefs, Dec 26, 2021  
 4 vs. Tennessee Titans, Dec 19, 2021  
 Solo Tackles 4 vs. Tennessee Titans, Dec 19, 2021  
 3 at Kansas City Chiefs, Dec 26, 2021  
 Sacks 1.0 at Cleveland Browns, Oct 31, 2021  
 Passes Defended 1 vs. Cleveland Browns, Jan 03, 2022  
 1 at Cincinnati Bengals, Nov 28, 2021  
 ...1 more at 1.  
 Tackles For Loss 1 at Carolina Panthers, Dec 18, 2022

SINGLE-GAME HIGHS - POSTSEASON: DEFENSIVE

Total Tackles 3 at Kansas City Chiefs, Jan 16, 2022  
 Solo Tackles 1 at Kansas City Chiefs, Jan 16, 2022

2022 GAME-BY-GAME REGULAR-SEASON STATISTICS (STEELERS)

DATE	OPPONENT	P/S	TACKLES								INTERCEPTIONS				O. FUMB			ST			MISC			W/L	SCORE				
			TK	S	A	SK	YDS	TFL	YDS	QBH	NO	YDS	LG	TD	PD	FF	FR	TD	YDS	TK	S	A	FF			FR	S	A	
09/11	at Bengals		ON INACTIVE LIST																							W	23-20+		
09/18	Patriots		ON INACTIVE LIST																							L	14-17		
09/22	at Browns		ON INACTIVE LIST																							L	17-29		
10/02	Jets		ON INACTIVE LIST																							L	20-24		
10/09	at Bills		ON INACTIVE LIST																							L	3-38		
10/16	Buccaners	S	2	1	1	0.0	0.0	0	0	0	0	0	0	0	0	0	0	0	0	0	0	0	0	0	0	0	0	W	20-18
10/23	at Dolphins	S	0	0	0	0.0	0.0	0	0	0	0	0	0	0	0	0	0	0	0	0	0	0	0	0	0	0	0	L	10-16
10/30	at Eagles	S	3	1	2	0.0	0.0	0	0	0	0	0	0	0	0	0	0	0	0	0	0	0	0	0	0	0	0	L	13-35
11/13	Saints	P	0	0	0	0.0	0.0	0	0	0	0	0	0	0	0	0	0	0	0	0	0	0	0	0	0	0	0	W	20-10
11/20	Bengals	P	0	0	0	0.0	0.0	0	0	0	0	0	0	0	0	0	0	0	0	0	0	0	0	0	0	0	0	L	30-37
11/28	at Colts	P	0	0	0	0.0	0.0	0	0	0	0	0	0	0	0	0	0	0	0	0	0	0	0	0	0	0	0	W	24-17
12/04	at Falcons		ON INACTIVE LIST																							W	19-16		
12/11	Ravens	P	0	0	0	0.0	0.0	0	0	0	0	0	0	0	0	0	0	0	0	0	0	0	0	0	0	0	0	L	14-16
12/18	at Panthers	P	1	1	0	0.0	0.0	1	1	0	0	0	0	0	0	0	0	0	0	0	0	0	0	0	0	0	0	W	24-16
12/24	Raiders	P	0	0	0	0.0	0.0	0	0	0	0	0	0	0	0	0	0	0	0	0	0	0	0	0	0	0	0	W	13-10
01/01	at Ravens	P	0	0	0	0.0	0.0	0	0	0	0	0	0	0	0	0	0	0	0	0	0	0	0	0	0	0	0	W	16-13
01/08	Browns	P	1	1	0	0.0	0.0	0	0	0	0	0	0	0	0	0	0	0	0	0	0	0	0	0	0	0	0	W	28-14
<b>2022 TOTALS</b>		<b>11-3</b>	<b>7</b>	<b>4</b>	<b>3</b>	<b>0.0</b>	<b>0.0</b>	<b>1</b>	<b>1</b>	<b>0</b>	<b>0</b>	<b>0</b>	<b>0</b>	<b>0</b>	<b>0</b>	<b>0</b>	<b>0</b>	<b>0</b>	<b>0</b>	<b>0</b>	<b>0</b>	<b>0</b>	<b>0</b>	<b>0</b>	<b>0</b>	<b>0</b>	<b>9-8</b>		

+ - Overtime

2021 GAME-BY-GAME REGULAR-SEASON STATISTICS (STEELERS)

DATE	OPPONENT	P/S	TACKLES								INTERCEPTIONS				O. FUMB			ST			MISC			W/L	SCORE				
			TK	S	A	SK	YDS	TFL	YDS	QBH	NO	YDS	LG	TD	PD	FF	FR	TD	YDS	TK	S	A	FF			FR	S	A	
09/12	at Bills		ON INACTIVE LIST																							W	23-16		
09/19	Raiders	P	1	0	1	0.0	0.0	0	0	0	0	0	0	0	0	0	0	0	0	0	0	0	0	0	0	0	0	L	17-26
09/26	Bengals	P	1	1	0	0.0	0.0	0	0	0	0	0	0	0	0	0	0	0	0	0	0	0	0	0	0	0	0	L	10-24
10/03	at Packers	P	0	0	0	0.0	0.0	0	0	0	0	0	0	0	1	0	0	0	0	0	0	0	0	0	0	0	0	L	17-27
10/10	Broncos	P	0	0	0	0.0	0.0	0	0	0	0	0	0	0	0	0	0	0	0	0	0	0	0	0	0	0	0	W	27-19
10/17	Seahawks	P	1	1	0	0.0	0.0	0	0	0	0	0	0	0	0	0	0	0	0	0	0	0	0	0	0	0	0	W	23-20+
10/31	at Browns	P	2	2	0	1.0	0.0	0	0	0	0	0	0	0	0	0	0	0	0	0	0	0	0	0	0	0	0	W	15-10
11/08	Bears	P	0	0	0	0.0	0.0	0	0	0	0	0	0	0	0	0	0	0	0	0	0	0	0	0	0	0	0	W	29-27
11/14	Lions	P	2	2	0	0.0	0.0	0	0	0	0	0	0	0	0	0	0	0	0	0	0	0	0	0	0	0	0	T	16-16
11/21	at Chargers		ON INACTIVE LIST																							L	37-41		
11/28	at Bengals	P	1	0	1	0.0	0.0	0	0	0	0	0	0	1	0	0	0	0	0	0	0	0	0	0	0	0	0	L	10-41
12/05	Ravens	P	1	1	0	0.0	0.0	0	0	0	0	0	0	0	0	0	0	0	0	0	0	0	0	0	0	0	0	W	20-19
12/09	at Vikings	P	2	1	1	0.0	0.0	0	0	0	0	0	0	0	0	0	0	0	0	0	0	0	0	0	0	0	0	L	28-36
12/19	Titans	P	4	4	0	0.0	0.0	0	0	0	0	0	0	0	0	0	0	0	0	0	0	0	0	0	0	0	0	W	19-13
12/26	at Chiefs	S	6	3	3	0.0	0.0	0	0	0	0	0	0	0	0	0	0	0	0	0	0	0	0	0	0	0	0	L	10-36
01/03	Browns	S	1	0	1	0.0	0.0	0	0	0	0	0	0	1	0	0	0	0	0	0	0	0	0	0	0	0	0	W	26-14
01/09	at Ravens	P	1	1	0	0.0	0.0	0	0	0	0	0	0	0	0	0	0	0	0	0	0	0	0	0	0	0	0	W	16-13+
<b>2021 TOTALS</b>		<b>15-2</b>	<b>23</b>	<b>16</b>	<b>7</b>	<b>1.0</b>	<b>0.0</b>	<b>0</b>	<b>0</b>	<b>0</b>	<b>0</b>	<b>0</b>	<b>0</b>	<b>3</b>	<b>0</b>	<b>0</b>	<b>0</b>	<b>0</b>	<b>0</b>	<b>0</b>	<b>0</b>	<b>0</b>	<b>0</b>	<b>0</b>	<b>0</b>	<b>0</b>	<b>9-7-1</b>		

+ - Overtime



**26**

**HEIGHT:** 5-8  
**WEIGHT:** 193  
**BORN:** March 4, 1999  
**COLLEGE:** Maryland

**BIRTHPLACE:** Hyattsville, MD  
**HOW ACQUIRED:** D4a '20  
**NFL EXPERIENCE:** 4th year

**RUNNING BACK**

**ANTHONY MCFARLAND JR.**

**PRO CAREER**

- ✦ Played in 14 games (no starts) in his career
- ✦ Has rushed for 146 yards on 42 carries (3.5 yards per rush)
- ✦ Has caught nine passes for 76 yards
- ✦ Made NFL debut in Week 3 of 2020 (vs. Houston)

**2022 (STEELERS)**

- ✦ Played in Week 12 at Indianapolis after being elevated off of the practice squad
- ✦ Rushed six times for 30 yards (5.0 yard average) and caught two passes for 11 yards

**2021 (STEELERS)**

- ✦ Played his first game of 2021 after returning from the Reserve/Injured list in Week 8 at Cleveland, rushing once
- ✦ Saw action Week 12 at Cincinnati, rushing twice for two yards and added one reception for 11 yards

**2020 (STEELERS)**

- ✦ Played in 11 regular-season games (no starts)
- ✦ Rushed for 113 yards on 33 carries (3.4 yards per carry) and added six receptions for 54 yards
- ✦ Ran for a career-best 42 yards on six carries in Week 3 vs. Houston

**TRANSACTIONS**

- ✦ Signed a reserve/future contract with Pittsburgh on Jan. 12, 2023
- ✦ Signed to the practice squad by Pittsburgh on Aug. 31, 2022
- ✦ Waived by Pittsburgh on Aug. 31, 2022
- ✦ Signed a four-year contract with Pittsburgh on July 25, 2020
- ✦ Drafted by the Steelers in the fourth round (124th overall) of the 2020 NFL Draft

**COLLEGE**

- ✦ Two-year letterwinner at Maryland (2018-19)
- ✦ Finished his Maryland career third in school history with 6.7 yards per rush
- ✦ Ninth in Maryland history with six 100-yard rushing games
- ✦ 21st in Maryland history with 1,648 career rushing yards
- ✦ 2019 Maxwell Award Watch List
- ✦ 2019 Doak Walker Award Candidate
- ✦ 2019 Phil Steele Preseason All-Big Ten Second Team
- ✦ 2018 FWAA Freshman All-American
- ✦ 2018 All-Big Ten Second Team (Media)
- ✦ 2018 All-Big Ten Third Team (Coaches)
- ✦ 2018 Associated Press All-Big Ten Second Team
- ✦ 2018 Phil Steele All-Big Ten Second Team
- ✦ Big Ten Freshman of the Week (9/24/18, 11/19/18)
- ✦ Set the Maryland record for single-season rushing yards by a freshman (1,034)

**PERSONAL**

- ✦ Attended DeMatha Catholic HS (Hyattsville, Md.)
- ✦ Consensus 4-star recruit according to all major recruiting databases
- ✦ Rated the third-best running back nationally and second-best player in the state of Maryland by 247 Sports and Rivals
- ✦ 2016 Under Armour All-American
- ✦ Missed senior season due to injury
- ✦ 2015 Second Team Washington Post All-Metro
- ✦ Ran for 527 yards and eight TDs (8.5 yards/carry) as a junior, while also catching 25 passes for 386 yards and four TDs
- ✦ 2014 Honorable Mention Washington Post All-Metro
- ✦ Rushed for 1,124 yards (10.1 yards/carry) as a sophomore, in addition to catching 15 passes for 312 yards and 12 TDs

**ANTHONY MCFARLAND JR.'S NFL REGULAR SEASON RUSHING/RECEIVING STATISTICS**

DATE	TEAM	RUSHING							RECEIVING				
		GP	GS	NO.	YDS.	AVG.	LG	TD	NO.	YDS.	AVG.	LG	TD
2020	Steelers	11	0	33	113	3.4	20	0	6	54	9.0	17	0
2021	Steelers	2	0	3	3	1.0	3	0	1	11	11.0	11	0
2022	Steelers	1	0	6	30	5.0	14	0	2	11	5.5	12	0
<b>NFL TOTALS</b>		<b>14</b>	<b>0</b>	<b>42</b>	<b>146</b>	<b>3.5</b>	<b>20</b>	<b>0</b>	<b>9</b>	<b>76</b>	<b>8.4</b>	<b>17</b>	<b>0</b>

ANTHONY MCFARLAND JR.'S NFL POSTSEASON RUSHING/RECEIVING STATISTICS

DATE	TEAM	GP	GS	RUSHING						RECEIVING					
				NO.	YDS.	AVG.	LG	TD	NO.	YDS.	AVG.	LG	TD		
2020	Steelers	0	0	0	0	0.0	0	0	0	0	0	0.0	0	0	
2021	Steelers	0	0	0	0	0.0	0	0	0	0	0	0.0	0	0	
<b>NFL TOTALS</b>		<b>0</b>	<b>0</b>	<b>0</b>	<b>0</b>	<b>0.0</b>	<b>0</b>	<b>0</b>	<b>0</b>	<b>0</b>	<b>0</b>	<b>0.0</b>	<b>0</b>	<b>0</b>	

ANTHONY MCFARLAND JR.'S NFL REGULAR SEASON RETURN STATISTICS

DATE	TEAM	KICKOFF RETURNS					PUNT RETURNS					
		RET.	YDS.	AVG.	LG	TD	NO.	FC	YDS.	AVG.	LG	TD
2020	Steelers	0	0	0.0	0	0	0	0	0	0.0	0	0
2021	Steelers	3	73	24.3	25	0	0	0	0	0.0	0	0
2022	Steelers	0	0	0.0	0	0	0	0	0	0.0	0	0
<b>NFL TOTALS</b>		<b>3</b>	<b>73</b>	<b>24.3</b>	<b>25</b>	<b>0</b>	<b>0</b>	<b>0</b>	<b>0</b>	<b>0.0</b>	<b>0</b>	<b>0</b>

ANTHONY MCFARLAND JR.'S NFL POSTSEASON RETURN STATISTICS

DATE	TEAM	KICKOFF RETURNS					PUNT RETURNS					
		RET.	YDS.	AVG.	LG	TD	NO.	FC	YDS.	AVG.	LG	TD
2020	Steelers	0	0	0.0	0	0	0	0	0	0.0	0	0
2021	Steelers	0	0	0.0	0	0	0	0	0	0.0	0	0
<b>NFL TOTALS</b>		<b>0</b>	<b>0</b>	<b>0.0</b>	<b>0</b>	<b>0</b>	<b>0</b>	<b>0</b>	<b>0</b>	<b>0.0</b>	<b>0</b>	<b>0</b>

SINGLE-GAME HIGHS: RUSHING/RECEIVING

Rush Attempts	6 at Indianapolis Colts, Nov 28, 2022	All-Purpose Yards	86 at Cincinnati Bengals, Nov 28, 2021
Rushing Yards	6 vs. Houston Texans, Sep 27, 2020	Kickoff Returns	49 vs. Houston Texans, Sep 27, 2020
Longest Runs	30 at Indianapolis Colts, Nov 28, 2022	Kickoff Return Yards	73 at Cincinnati Bengals, Nov 28, 2021
Receptions	20 vs. Houston Texans, Sep 27, 2020	Longest Kickoff Return	25 at Cincinnati Bengals, Nov 28, 2021
Receiving Yards	14 at Indianapolis Colts, Nov 28, 2022	Kickoff Return Average	24 at Cincinnati Bengals, Nov 28, 2021
Longest Receptions	2 at Indianapolis Colts, Nov 28, 2022		...1 more at 24.
	2 at Dallas Cowboys, Nov 08, 2020		24.3 at Cincinnati Bengals, Nov 28, 2021
	17 vs. Baltimore Ravens, Dec 02, 2020		
	15 at Dallas Cowboys, Nov 08, 2020		
	17 vs. Baltimore Ravens, Dec 02, 2020		
	12 at Indianapolis Colts, Nov 28, 2022		

2022 GAME-BY-GAME REGULAR-SEASON STATISTICS (STEELERS)

DATE	OPPONENT	P/S	RUSHING					RECEIVING					W/L	SCORE	
			NO.	YDS.	AVG.	LG	TD	NO.	YDS.	AVG.	LG	TD			
09/11	at Bengals												W	23-20+	
09/18	Patriots												L	14-17	
09/22	at Browns												L	17-29	
10/02	Jets												L	20-24	
10/09	at Bills												L	3-38	
10/16	Buccaneers												W	20-18	
10/23	at Dolphins												L	10-16	
10/30	at Eagles												L	13-35	
11/13	Saints												W	20-10	
11/20	Bengals												L	30-37	
11/28	at Colts												W	24-17	
12/04	at Falcons												W	19-16	
12/11	Ravens												L	14-16	
12/18	at Panthers												W	24-16	
12/24	Raiders												W	13-10	
01/01	at Ravens												W	16-13	
01/08	Browns												W	28-14	
<b>2022 TOTALS</b>		<b>0-0</b>	<b>0</b>	<b>0</b>	<b>0.0</b>	<b>0</b>	<b>0</b>	<b>0</b>	<b>0</b>	<b>0.0</b>	<b>0</b>	<b>0</b>	<b>0</b>	<b>9-8</b>	

+ - Overtime

2021 GAME-BY-GAME REGULAR-SEASON STATISTICS (STEELERS)

DATE	OPPONENT	P/S	RUSHING					RECEIVING					W/L/T	SCORE
			NO.	YDS.	AVG.	LG	TD	NO.	YDS.	AVG.	LG	TD		
09/12	at Bills												W	23-16
09/19	Raiders												L	17-26
09/26	Bengals												L	10-24
10/03	at Packers												L	17-27
10/10	Broncos												W	27-19
10/17	Seahawks												W	23-20+
10/31	at Browns	P	1	1	1.0	1	0	0	0.0	0	0	0	W	15-10
11/08	Bears												W	29-27
11/14	Lions												T	16-16
11/21	at Chargers												L	37-41
11/28	at Bengals	P	2	2	1.0	3	0	1	11.0	11	11	0	L	10-41
12/05	Ravens												W	20-19
12/09	at Vikings												L	28-36
12/19	Titans												W	19-13
12/26	at Chiefs												L	10-36
01/03	Browns												W	26-14
01/09	at Ravens												W	16-13+
<b>2021 TOTALS</b>		<b>2-0</b>	<b>3</b>	<b>3</b>	<b>1.0</b>	<b>3</b>	<b>0</b>	<b>1</b>	<b>11</b>	<b>11.0</b>	<b>11</b>	<b>0</b>	<b>9-7-1</b>	

+ - Overtime

2021 GAME-BY-GAME POSTSEASON STATISTICS (STEELERS)

DATE	OPPONENT	P/S	RUSHING					RECEIVING					W/L	SCORE
			NO.	YDS.	AVG.	LG	TD	NO.	YDS.	AVG.	LG	TD		
01/16	at Chiefs												L	21-42
<b>2021 TOTALS</b>		<b>0-0</b>	<b>0</b>	<b>0</b>	<b>0.0</b>	<b>0</b>	<b>0</b>	<b>0</b>	<b>0</b>	<b>0.0</b>	<b>0</b>	<b>0</b>	<b>0-1</b>	

2020 GAME-BY-GAME POSTSEASON STATISTICS (STEELERS)

DATE	OPPONENT	P/S	RUSHING					RECEIVING					W/L	SCORE
			NO.	YDS.	AVG.	LG	TD	NO.	YDS.	AVG.	LG	TD		
01/10	Browns												L	37-48
<b>2020 TOTALS</b>		<b>0-0</b>	<b>0</b>	<b>0</b>	<b>0.0</b>	<b>0</b>	<b>0</b>	<b>0</b>	<b>0</b>	<b>0.0</b>	<b>0</b>	<b>0</b>	<b>0-1</b>	



**65**  
**OFFENSIVE TACKLE**  
**DAN MOORE JR.**

**HEIGHT:** 6-5  
**WEIGHT:** 315  
**BORN:** September 28, 1998  
**COLLEGE:** Texas A&M

**BIRTHPLACE:** Beaumont, TX  
**HOW ACQUIRED:** D4a '21  
**NFL EXPERIENCE:** 3rd year

**PRO CAREER**

- ✦ Has started at left tackle in 33 games
- ✦ Became the first Steelers rookie to start at left tackle since the 1970 AFL-NFL merger
- ✦ Made NFL debut in Week 1 of 2021 (at Buffalo)
- ✦ Made NFL starting debut in Week 1 of 2021 (at Buffalo)

**2022 (STEELERS)**

- ✦ Started all 17 regular-season games at left tackle
- ✦ Blocked for RB Najee Harris to run for 1,000-plus yards for a second consecutive season, including a season-high 111 yards in Week 17 at Baltimore
- ✦ Saw significant improvement after the Bye Week, blocking for an average of 147 rushing yards per game and allowing the team to be held under 100 yards on the ground just once in Weeks 10 through 18
- ✦ Part of an offensive line that did not allow a sack in two games and just one sack in four games
- ✦ Played all 1,160 offensive snaps

**2021 (STEELERS)**

- ✦ Started 16 regular-season games at left tackle
- ✦ Blocked for 1,000-plus-yard rusher Najee Harris
- ✦ Was one of five rookie starters, marking the first time the Steelers started at least five rookies in a season opener since 1991
- ✦ Blocked for a 100-yard rusher three times (Week 5 vs. Denver; Week 10 vs. Detroit; Week 17 vs. Cleveland)
- ✦ Joined C Maurkice Pouncey to become one of two offensive linemen in franchise history to start 16 games their rookie season

**TRANSACTIONS**

- ✦ Signed a four-year contract with Pittsburgh on May 18, 2021
- ✦ Drafted by the Steelers in the fourth round (128th overall) in the 2021 NFL Draft

**COLLEGE**

- ✦ Played in 44 games (37 starts) at Texas A&M (2017-20)
- ✦ Started the final 36 games of his collegiate career
- ✦ Named Second-Team All-SEC as a senior in 2020
- ✦ Started all 10 games and logged 691 snaps at left tackle
- ✦ Earned SEC Offensive Lineman of the Week honors for his performance against the Gamecocks
- ✦ Rolled over the Tigers defense for a season-high 313 yards rushing in the victory at Auburn
- ✦ Texas A&M offensive line was named a finalist for the Joe Moore Award

**PERSONAL**

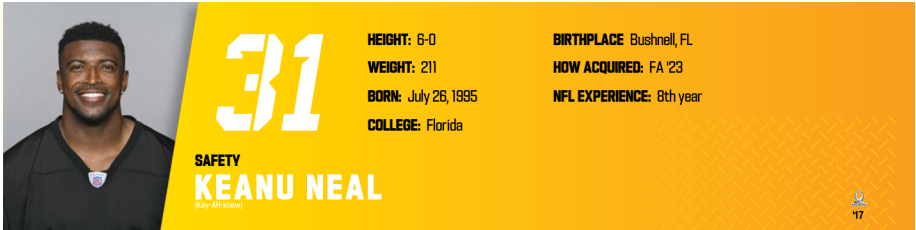
- ✦ Coached by Kevin Flanigan at Beaumont West Brook Senior High School
- ✦ Rated a three-star recruit by PrepStar
- ✦ Named to the PrepStar All-Midlands Region Team
- ✦ Three-star prospect by Rivals
- ✦ Three-star by ESPN
- ✦ Rated the No. 73 offensive guard in the nation
- ✦ No. 150 in the state of Texas and No. 194 in the Midlands Region


**DAN MOORE JR.'S NFL REGULAR SEASON STATISTICS**

DATE	TEAM	GP	GS
2021	Steelers	16	16
2022	Steelers	17	17
<b>NFL TOTALS</b>		<b>33</b>	<b>33</b>

**DAN MOORE JR.'S NFL POSTSEASON STATISTICS**

DATE	TEAM	GP	GS
2021	Steelers	1	1
<b>NFL TOTALS</b>		<b>1</b>	<b>1</b>





# 31

**SAFETY**

**KEANU NEAL**

(May 28, 1995)

**HEIGHT:** 6-0

**WEIGHT:** 211

**BORN:** July 26, 1995

**COLLEGE:** Florida

**BIRTHPLACE:** Bushnell, FL

**HOW ACQUIRED:** FA '23

**NFL EXPERIENCE:** 8th year

**PRO CAREER**

- ✦ Has played in 80 games (61 starts) over his seven-year NFL career (Atlanta 2016-20; Dallas 2021; Tampa Bay 2022)
- ✦ Has registered 463 tackles (320 solo), 21 tackles for loss, 20 passes defended, 11 quarterback hits, eight forced fumbles, four fumble recoveries, three interceptions and 2.5 sacks
- ✦ Has started 5-of-5 postseason contests, recording 41 tackles (one for loss), one fumble recovery and one pass defended
- ✦ 2017 Pro Bowl Selection
- ✦ 2016 PFWA All-Rookie Team Selection
- ✦ Made NFL debut in Week 3 of 2016 (at New Orleans)
- ✦ Made NFL starting debut in Week 3 of 2016 (at New Orleans)

**2020 (FALCONS)**

- ✦ Started all 15 games he played at safety, missed one game with a hamstring injury
- ✦ Registered 98 tackles (74 solo), a career-high nine tackles for loss, 1.0 sack, three quarterback hits, one interception, one forced fumble and two special teams tackles
- ✦ Equaled career-best with 11 tackles, along with his first career sack, a tackle for loss and a quarterback hurry in Week 7 vs. Detroit
- ✦ Recovered a fumble in Week 12 vs. Las Vegas and logged an interception in Week 17 at Tampa Bay

**2019 (FALCONS)**

- ✦ Returned from his ACL injury to start the first four games of the season before a torn Achilles landed him back on Reserve/Injured
- ✦ Registered 14 tackles (11 solo) and a quarterback pressure before the injury
- ✦ Recorded nine tackles in Week 2 vs. Philadelphia, then added four stops in Week 4 at Indianapolis before suffering the injury

**2018 (FALCONS)**

- ✦ Missed the 2018 season after tearing his ACL during the season opener at Philadelphia

**2017 (FALCONS)**

- ✦ Started all 16 games and both playoff contests en route to his first career Pro Bowl selection
- ✦ Registered 113 tackles, four for loss, three forced fumbles, two fumble recoveries, one interception and six pass breakups
- ✦ Added 13 tackles, one breakup, one fumble recovery and a tackle for loss in postseason action
- ✦ Recorded season-highs with 10 tackles at New England (10/22) and at New Orleans (12/24)
- ✦ Forced a pair of fumbles and had one recovery at Carolina (11/5)
- ✦ Picked off his first career pass in the regular-season finale against Carolina (12/31)
- ✦ Recovered a fumble in the Divisional game at Philadelphia (1/13/18)

**2016 (FALCONS)**

- ✦ Started all 14 games in which he played
- ✦ His 105 total tackles (72 solo) ranked second to fellow rookie Deion Jones for the team lead
- ✦ Ranked second to Jones in tackles among all rookies
- ✦ Added two tackles for loss, five forced fumbles, one fumble recovery and seven passes defended
- ✦ His five forced fumbles were the most by a defensive back since Dwight Lowery had five in 2008
- ✦ Made his playoff debut with a team-high nine tackles (eight solo) in Atlanta's Divisional Round win over Seattle

**TRANSACTIONS**

- ✦ Signed a two-year contract with Pittsburgh on Mar. 30, 2023
- ✦ Signed a one-year contract with Tampa Bay on April 6, 2022
- ✦ Signed a one-year contract with Dallas on Mar. 20, 2021
- ✦ Atlanta exercised fifth-year option on Jan. 4, 2019
- ✦ Signed a four-year contract with Atlanta on May 4, 2016
- ✦ Drafted by Atlanta in the first round (17th overall) of the 2016 NFL Draft

**COLLEGE**

- ✦ Started 19 of 34 games played at Florida (2013-15)
- ✦ Finished with 146 tackles (79 solo), nine passes defended, 4.5 tackles for loss, four interceptions, 2.0 sacks, two forced fumbles, one fumble recovery and one fumble returned for a touchdown
- ✦ Finished third on the team with 96 total tackles, including a team-high 51 solo tackles despite missing two games as a senior
- ✦ Posted a career-high 14 tackles against Tennessee and at LSU in 2015, leading the team in tackles five times on the season
- ✦ Ranked second on the team in interceptions (three) in 2014
- ✦ Earned Honorable Mention CFPA Defensive Back of the Week honors in 2014 after his performance at Alabama, leading the team with 10 tackles while forcing a fumble and returning a fumble 49 yards for a touchdown
- ✦ Joined Florida teammate Vernon Hargreaves III to become the second set of SEC defensive backs from the same school to be selected during the first round of the NFL Draft

PERSONAL

- ✦ Attended South Sumter High School (FL)
- ✦ Totaled over 70 tackles and had four interceptions as a senior
- ✦ All-State selection as a junior
- ✦ Recorded 151 tackles (68 solo, 83 assists), four interceptions, one of which he returned 20 yards for a touchdown, as well as four forced fumbles, five pass deflections and one offensive touchdown as a goal-line fullback as a junior

REGULAR SEASON COMPARISON: DEFENSIVE - SAN FRANCISCO 49ERS

DATE	OPP	W/L	GP/GS	TACKLES					SACK	YDS.	INT	TFL	PD	QBH	TD	MISC		
				TOT	SOLO	ASST	TFL	YDS								FF	FR	FR
12/18/16	ATL vs. SF	W	S	10	5	5	0.0	0.0	0	0	2	0	0	0	0	0	1	
12/11/22	TB @ SF	L	S	6	3	3	0.0	0.0	0	1	0	0	0	0	0	0		
<b>TOTALS</b>		1/1	2/2	16	8	8	0.0	0.0	0	1	2	0	0	0	0	1		

KEANU NEAL'S NFL REGULAR SEASON DEFENSIVE STATISTICS

DATE	TEAM	GP	GS	TACKLES					INTERCEPTIONS				O. FUMB			ST			MISC							
				TK	S	A	TFL	YDS	SK	YDS	QBH	NO	YDS	LG	TD	PD	FF	FR	YDS	TK	S	A	FF	FR	S	A
2016	Falcons	14	14	105	72	33	2	2	0.0	0.0	0	0	0	9	5	1	0	0	1	0	1	0	0	0	0	
2017	Falcons	16	16	113	81	32	4	7	0.0	0.0	0	1	19	19	0	6	3	2	0	0	3	2	1	0	0	
2018	Falcons	1	1	2	1	1	0	0	0.0	0.0	0	0	0	0	0	0	0	0	0	0	0	0	0	0	0	
2019	Falcons	3	3	14	11	3	0	0	0.0	0.0	0	1	0	0	0	0	0	0	0	0	0	0	0	0	0	
2020	Falcons	15	14	98	74	24	9	27	1.0	9.0	3	1	0	0	2	0	1	0	0	2	2	0	0	0	0	
2021	Cowboys	14	5	70	42	28	4	10	1.0	1.0	1	0	0	0	0	0	0	0	0	2	2	0	0	0	0	
2022	Buccaneers	17	8	61	39	22	2	1	0.5	4.0	5	1	0	0	4	0	0	0	0	2	2	0	0	0	0	
<b>NFL TOTALS</b>		<b>80</b>	<b>61</b>	<b>463</b>	<b>320</b>	<b>143</b>	<b>21</b>	<b>47</b>	<b>2.5</b>	<b>14.0</b>	<b>10</b>	<b>3</b>	<b>19</b>	<b>19</b>	<b>0</b>	<b>21</b>	<b>8</b>	<b>4</b>	<b>0</b>	<b>0</b>	<b>10</b>	<b>8</b>	<b>2</b>	<b>0</b>	<b>0</b>	<b>0</b>

KEANU NEAL'S NFL POSTSEASON DEFENSIVE STATISTICS

DATE	TEAM	GP	GS	TACKLES					INTERCEPTIONS				O. FUMB			ST			MISC						
				TK	S	A	TFL	YDS	SK	YDS	QBH	NO	YDS	LG	TD	PD	FF	FR	YDS	TK	S	A	FF	FR	S
2016	Falcons	3	3	28	22	6	0	0	0.0	0.0	1	0	0	0	0	0	0	0	0	0	0	0	0	0	0
2017	Falcons	2	2	13	11	2	1	1	0.0	0.0	0	0	0	0	1	0	1	0	0	1	0	1	0	0	0
2021	Cowboys	0	0	0	0	0	0	0	0.0	0.0	0	0	0	0	0	0	0	0	0	0	0	0	0	0	0
2022	Buccaneers	0	0	0	0	0	0	0	0.0	0.0	0	0	0	0	0	0	0	0	0	0	0	0	0	0	0
<b>NFL TOTALS</b>		<b>5</b>	<b>5</b>	<b>41</b>	<b>33</b>	<b>8</b>	<b>1</b>	<b>1</b>	<b>0.0</b>	<b>0.0</b>	<b>1</b>	<b>0</b>	<b>0</b>	<b>0</b>	<b>1</b>	<b>0</b>	<b>1</b>	<b>0</b>	<b>0</b>	<b>3</b>	<b>2</b>	<b>1</b>	<b>0</b>	<b>0</b>	<b>0</b>

SINGLE-GAME HIGHS: DEFENSIVE

<b>Total Tackles</b>	13 vs. Las Vegas Raiders, Nov 25, 2021 11 vs. Detroit Lions, Oct 25, 2020 ...1 more at 11.	<b>Fumble Recoveries</b>	1 vs. Las Vegas Raiders, Nov 29, 2020 1 at Tampa Bay Buccaneers, Dec 18, 2017 ...2 more at 1.
<b>Solo Tackles</b>	10 vs. Detroit Lions, Oct 25, 2020 9 at Philadelphia Eagles, Nov 13, 2016	<b>Tackles For Loss</b>	2 vs. Las Vegas Raiders, Nov 25, 2021 2 vs. New Orleans Saints, Dec 06, 2020 ...3 more at 2.
<b>Sacks</b>	1.0 at New Orleans Saints, Dec 02, 2021 1.0 vs. Detroit Lions, Oct 25, 2020	<b>Interceptions</b>	1 at Kansas City Chiefs, Dec 27, 2020 1 vs. Carolina Panthers, Dec 31, 2017
<b>Passes Defensed</b>	2 vs. Tampa Bay Buccaneers, Nov 26, 2017 2 vs. New Orleans Saints, Jan 01, 2017 ...1 more at 2.	<b>Interception Return Yards</b>	19 vs. Carolina Panthers, Dec 31, 2017
<b>Forced Fumbles</b>	2 at Carolina Panthers, Nov 05, 2017 1 at Tampa Bay Buccaneers, Dec 18, 2017 ...5 more at 1.	<b>Special Teams Tackles</b>	1 at New England Patriots, Oct 17, 2021 1 at Tampa Bay Buccaneers, Sep 09, 2021 ...6 more at 1.

SINGLE-GAME HIGHS - POSTSEASON: DEFENSIVE

<b>Total Tackles</b>	13 vs. New England Patriots, Feb 05, 2017 9 vs. Seattle Seahawks, Jan 14, 2017 7 at Los Angeles Rams, Jan 06, 2018 6 at Philadelphia Eagles, Jan 13, 2018 6 vs. Green Bay Packers, Jan 22, 2017	<b>Fumble Recoveries</b>	1 at Philadelphia Eagles, Jan 13, 2018
<b>Solo Tackles</b>	9 vs. New England Patriots, Feb 05, 2017 8 vs. Seattle Seahawks, Jan 14, 2017 6 at Los Angeles Rams, Jan 06, 2018 5 at Philadelphia Eagles, Jan 13, 2018 5 vs. Green Bay Packers, Jan 22, 2017	<b>Tackles For Loss</b>	1 at Philadelphia Eagles, Jan 13, 2018
<b>Passes Defensed</b>	1 at Los Angeles Rams, Jan 06, 2018	<b>Special Teams Tackles</b>	2 vs. Seattle Seahawks, Jan 14, 2017 1 at Los Angeles Rams, Jan 06, 2018

2022 GAME-BY-GAME REGULAR-SEASON STATISTICS (BUCCANEERS)

DATE	OPPONENT	P/S	TACKLES							INTERCEPTIONS				O. FUMB			ST				MISC		W/L	SCORE			
			TK	S	A	SK	YDS	TFL	YDS	QBH	NO	YDS	LG	TD	PD	FF	FR	TD	YDS	TK	S	A			FF	FR	S
09/11	at Cowboys	P	0	0	0	0.0	0.0	0	0	0	0	0	0	0	0	0	0	0	1	1	0	0	0	0	0	W	19-3
09/18	at Saints	P	0	0	0	0.0	0.0	0	0	0	0	0	0	0	0	0	0	0	0	0	0	0	0	0	0	W	20-10
09/25	Packers	P	1	1	0	0.0	0.0	0	0	0	0	0	0	0	0	0	0	0	1	1	0	0	0	0	0	L	12-14
10/02	Chiefs	P	6	6	0	0.0	0.0	0	0	1	0	0	0	0	0	0	0	0	0	0	0	0	0	0	0	L	31-41
10/09	Falcons	P	3	3	0	0.0	0.0	0	0	0	0	0	0	0	0	0	0	0	0	0	0	0	0	0	0	W	21-15
10/16	at Steelers	S	4	3	1	0.0	0.0	0	0	0	0	0	0	0	0	0	0	0	0	0	0	0	0	0	0	L	18-20
10/23	at Panthers	S	4	3	1	0.0	0.0	1	1	1	0	0	0	0	1	0	0	0	0	0	0	0	0	0	0	L	3-21
10/27	Ravens	S	8	4	4	0.0	0.0	0	0	0	0	0	0	0	0	0	0	0	0	0	0	0	0	0	0	L	22-27
11/06	Rams	S	10	5	5	0.0	0.0	0	0	0	0	0	0	0	0	0	0	0	0	0	0	0	0	0	0	W	16-13
11/13	Seahawks	P	0	0	0	0.0	0.0	0	0	0	0	0	0	0	0	0	0	0	0	0	0	0	0	0	0	W	21-16
11/27	at Browns	P	8	4	4	0.5	4.0	0	0	2	0	0	0	0	0	0	0	0	0	0	0	0	0	0	0	L	17-23+
12/05	Saints	S	5	5	0	0.0	0.0	0	0	0	0	0	0	0	1	0	0	0	0	0	0	0	0	0	0	W	17-16
12/11	at 49ers	S	6	3	3	0.0	0.0	1	0	0	0	0	0	0	0	0	0	0	0	0	0	0	0	0	0	L	7-35
12/18	Bengals	S	4	1	3	0.0	0.0	0	0	0	0	0	0	1	0	0	0	0	0	0	0	0	0	0	0	L	23-34
12/25	at Cardinals	P	1	0	1	0.0	0.0	0	0	0	1	0	0	0	1	0	0	0	0	0	0	0	0	0	0	W	19-16+
01/01	Panthers	P	1	1	0	0.0	0.0	0	0	0	0	0	0	0	0	0	0	0	0	0	0	0	0	0	0	W	30-24
01/08	at Falcons	S	0	0	0	0.0	0.0	0	0	1	0	0	0	0	0	0	0	0	0	0	0	0	0	0	0	L	17-30
2022 TOTALS		17-8	61	39	22	0.5	4.0	2	1	5	1	0	0	0	4	0	0	0	0	2	2	0	0	0	0	8-9	

+ - Overtime

2021 GAME-BY-GAME REGULAR-SEASON STATISTICS (COWBOYS)

DATE	OPPONENT	P/S	TACKLES							INTERCEPTIONS				O. FUMB			ST				MISC		W/L	SCORE			
			TK	S	A	SK	YDS	TFL	YDS	QBH	NO	YDS	LG	TD	PD	FF	FR	TD	YDS	TK	S	A			FF	FR	S
09/09	at Buccaneers	S	5	2	3	0.0	0.0	0	0	0	0	0	0	0	0	0	0	0	1	1	0	0	0	0	0	L	29-31
09/19	at Chargers	P	3	3	0	0.0	0.0	1	1	0	0	0	0	0	0	0	0	0	0	0	0	0	0	0	0	W	20-17
09/27	Eagles																									W	41-21
10/03	Panthers																									W	36-28
10/10	Giants	P	5	3	2	0.0	0.0	0	0	0	0	0	0	0	0	0	0	0	0	0	0	0	0	0	0	W	44-20
10/17	at Patriots	S	2	1	1	0.0	0.0	0	0	0	0	0	0	0	0	0	0	0	1	1	0	0	0	0	0	W	35-29+
10/31	at Vikings	P	1	1	0	0.0	0.0	0	0	0	0	0	0	0	0	0	0	0	0	0	0	0	0	0	0	W	20-16
11/07	Broncos	P	6	5	1	0.0	0.0	1	3	0	0	0	0	0	0	0	0	0	0	0	0	0	0	0	0	L	16-30
11/14	Falcons	P	5	1	4	0.0	0.0	0	0	0	0	0	0	0	0	0	0	0	0	0	0	0	0	0	0	W	43-3
11/21	at Chiefs	S	7	4	3	0.0	0.0	0	0	0	0	0	0	0	0	0	0	0	0	0	0	0	0	0	0	L	9-19
11/25	Raiders	S	12	6	6	0.0	0.0	1	5	0	0	0	0	0	0	0	0	0	0	0	0	0	0	0	0	L	33-36+
12/02	at Saints	P	6	4	2	1.0	1.0	1	1	1	0	0	0	0	0	0	0	0	0	0	0	0	0	0	0	W	27-17
12/12	at Football Team	P	2	1	1	0.0	0.0	0	0	1	0	0	0	0	0	0	0	0	0	0	0	0	0	0	0	W	27-20
12/19	at Giants	P	6	4	2	0.0	0.0	0	0	0	0	0	0	0	0	0	0	0	0	0	0	0	0	0	0	W	21-6
12/26	Football Team	P	5	3	2	0.0	0.0	0	0	0	0	0	0	0	0	0	0	0	0	0	0	0	0	0	0	W	56-14
01/02	Cardinals																									L	22-25
01/08	at Eagles	S	5	4	1	0.0	0.0	0	0	0	0	0	0	0	0	0	0	0	0	0	0	0	0	0	0	W	51-26
2021 TOTALS		14-5	70	42	28	1.0	1.0	4	10	2	0	0	0	0	0	0	0	0	2	2	0	0	0	0	0	12-5	

+ - Overtime

2020 GAME-BY-GAME REGULAR-SEASON STATISTICS (FALCONS)

DATE	OPPONENT	P/S	TACKLES							INTERCEPTIONS				O. FUMB			ST				MISC		W/L	SCORE			
			TK	S	A	SK	YDS	TFL	YDS	QBH	NO	YDS	LG	TD	PD	FF	FR	TD	YDS	TK	S	A			FF	FR	S
09/13	Seahawks	S	6	2	4	0.0	0.0	0	0	0	0	0	0	0	0	0	0	0	0	0	0	0	0	0	0	L	25-38
09/20	at Cowboys	P	7	5	2	0.0	0.0	0	0	0	0	0	0	0	0	0	0	0	1	1	0	0	0	0	0	L	39-40
09/27	Bears	S	7	4	3	0.0	0.0	1	8	0	0	0	0	0	0	0	0	0	1	1	0	0	0	0	0	L	26-30
10/05	at Packers																									L	16-30
10/11	Panthers	S	7	5	2	0.0	0.0	0	0	0	0	0	0	0	0	0	0	0	0	0	0	0	0	0	0	L	16-23
10/18	at Vikings	S	6	5	1	0.0	0.0	2	4	0	0	0	0	0	0	0	0	0	0	0	0	0	0	0	0	W	40-23
10/25	Lions	S	11	10	1	1.0	9.0	2	9	1	0	0	0	0	0	0	0	0	0	0	0	0	0	0	0	L	22-23
10/29	at Panthers	S	7	6	1	0.0	0.0	0	0	1	0	0	0	0	1	0	0	0	0	0	0	0	0	0	0	W	25-17
11/08	Broncos	S	4	3	1	0.0	0.0	0	0	1	0	0	0	0	0	0	0	0	0	0	0	0	0	0	0	W	34-27
11/22	at Saints	S	8	7	1	0.0	0.0	0	0	0	0	0	0	0	0	0	0	0	0	0	0	0	0	0	0	L	9-24
11/29	Raiders	S	4	3	1	0.0	0.0	1	1	0	0	0	0	0	0	1	0	0	0	0	0	0	0	0	0	W	43-6
12/06	Saints	S	7	4	3	0.0	0.0	2	5	0	0	0	0	0	0	0	0	0	0	0	0	0	0	0	0	L	16-21
12/13	at Chargers	S	5	4	1	0.0	0.0	0	0	0	0	0	0	0	0	0	0	0	0	0	0	0	0	0	0	L	17-20
12/20	Buccaneers	S	7	7	0	0.0	0.0	1	0	0	0	0	0	0	0	0	0	0	0	0	0	0	0	0	0	L	27-31
12/27	at Chiefs	S	5	5	0	0.0	0.0	0	0	0	1	0	0	0	1	0	0	0	0	0	0	0	0	0	0	L	14-17
01/03	at Buccaneers	S	7	4	3	0.0	0.0	0	0	0	0	0	0	0	0	0	0	0	0	0	0	0	0	0	0	L	27-44
2020 TOTALS		15-14	98	74	24	1.0	9.0	9	27	3	1	0	0	0	2	0	1	0	0	2	2	0	0	0	0	4-12	

+ - Overtime



2019 GAME-BY-GAME REGULAR-SEASON STATISTICS (FALCONS)

DATE	OPPONENT	P/S	TACKLES							INTERCEPTIONS				O. FUMB			ST			MISC		W/L	SCORE				
			TK	S	A	SK	YDS	TFL	YDS	QBH	NO	YDS	LG	TD	PD	FF	FR	TD	YDS	TK	S			A	FF	FR	S
09/08	at Vikings	S	1	1	0	0.0	0.0	0	0	0	0	0	0	0	0	0	0	0	0	0	0	0	0	0	0	L	12-28
09/15	Eagles	S	9	8	1	0.0	0.0	0	0	0	0	0	0	0	0	0	0	0	0	0	0	0	0	0	0	W	24-20
09/22	at Colts	S	4	2	2	0.0	0.0	0	0	0	0	0	0	0	0	0	0	0	0	0	0	0	0	0	0	L	24-27
09/29	Titans																									L	10-24
10/06	at Texans																									L	32-53
10/13	at Cardinals																									L	33-34
10/20	Rams																									L	10-37
10/27	Seahawks																									L	20-27
11/10	at Saints																									W	26-9
11/17	at Panthers																									W	29-3
11/24	Buccaneers																									L	22-35
11/28	Saints																									L	18-26
12/08	Panthers																									W	40-20
12/15	at 49ers																									W	29-22
12/22	Jaguars																									W	24-12
12/29	at Buccaneers																									W	28-22+
2019 TOTALS		3-3	14	11	3	0.0	0.0	0	0	1	0	0	0	0	0	0	0	0	0	0	0	0	0	0	0	7-9	

+ Overtime

2018 GAME-BY-GAME REGULAR-SEASON STATISTICS (FALCONS)

DATE	OPPONENT	P/S	TACKLES							INTERCEPTIONS				O. FUMB			ST			MISC		W/L	SCORE				
			TK	S	A	SK	YDS	TFL	YDS	QBH	NO	YDS	LG	TD	PD	FF	FR	TD	YDS	TK	S			A	FF	FR	S
09/06	at Eagles	S	2	1	1	0.0	0.0	0	0	0	0	0	0	0	0	0	0	0	0	0	0	0	0	0	0	L	12-18
09/16	Panthers																									W	31-24
09/23	Saints																									L	37-43+
09/30	Bengals																									L	36-37
10/07	at Steelers																									L	17-41
10/14	Buccaneers																									W	34-29
10/22	Giants																									W	23-20
11/04	at Redskins																									W	38-14
11/11	at Browns																									L	16-28
11/18	Cowboys																									L	19-22
11/22	at Saints																									L	17-31
12/02	Ravens																									L	16-26
12/09	at Packers																									L	20-34
12/16	Cardinals																									W	40-14
12/23	at Panthers																									W	24-10
12/30	at Buccaneers																									W	34-32
2018 TOTALS		1-1	2	1	1	0.0	0.0	0	0	0	0	0	0	0	0	0	0	0	0	0	0	0	0	0	0	7-9	

+ Overtime

2017 GAME-BY-GAME REGULAR-SEASON STATISTICS (FALCONS)

DATE	OPPONENT	P/S	TACKLES							INTERCEPTIONS				O. FUMB			ST			MISC		W/L	SCORE				
			TK	S	A	SK	YDS	TFL	YDS	QBH	NO	YDS	LG	TD	PD	FF	FR	TD	YDS	TK	S			A	FF	FR	S
09/10	at Bears	S	5	4	1	0.0	0.0	0	0	0	0	0	0	0	0	0	0	0	0	0	0	0	0	0	0	W	23-17
09/17	Packers	S	7	5	2	0.0	0.0	1	2	0	0	0	0	0	0	0	0	0	0	0	0	0	0	0	0	W	34-23
09/24	at Lions	S	5	4	1	0.0	0.0	0	0	0	0	0	0	0	0	0	0	0	0	0	0	0	0	0	0	W	30-26
10/01	Billions	S	7	4	3	0.0	0.0	0	0	0	0	0	0	1	0	0	0	0	0	0	0	0	0	0	0	L	17-23
10/15	Dolphins	S	8	7	1	0.0	0.0	0	0	0	0	0	0	0	0	0	0	0	0	0	0	0	0	0	0	L	17-20
10/22	at Patriots	S	10	6	4	0.0	0.0	0	0	0	0	0	0	1	0	0	0	0	0	0	0	0	0	0	0	L	7-23
10/29	at Jets	S	9	8	1	0.0	0.0	0	0	0	0	0	0	0	0	0	0	0	0	0	0	0	0	0	0	W	25-20
11/05	at Panthers	S	8	6	2	0.0	0.0	0	0	0	0	0	0	0	2	1	0	0	0	0	0	0	0	0	0	L	17-20
11/12	Cowboys	S	6	5	1	0.0	0.0	0	0	0	0	0	0	0	0	0	0	0	0	0	0	0	0	0	0	W	27-7
11/20	at Seahawks	S	9	5	4	0.0	0.0	0	0	0	0	0	0	0	0	0	0	0	0	0	0	0	0	0	0	W	34-31
11/26	Buccaneers	S	8	6	2	0.0	0.0	0	0	0	0	0	0	2	0	0	0	0	0	0	0	0	0	0	0	W	34-20
12/03	Vikings	S	9	5	4	0.0	0.0	0	0	0	0	0	0	0	0	0	0	0	1	0	1	0	0	0	0	L	9-14
12/07	Saints	S	4	2	2	0.0	0.0	0	0	0	0	0	0	0	0	0	0	0	0	0	0	0	0	0	0	W	20-17
12/18	at Buccaneers	S	4	3	1	0.0	0.0	0	0	0	0	0	0	0	1	1	0	0	0	0	0	0	0	0	0	W	24-21
12/24	at Saints	S	10	8	2	0.0	0.0	2	3	0	0	0	0	1	0	0	0	0	0	0	0	0	0	0	0	L	13-23
12/31	Panthers	S	4	3	1	0.0	0.0	1	2	0	1	19	19	0	1	0	0	0	0	0	0	0	0	0	0	W	22-10
2017 TOTALS		16-16	113	81	32	0.0	0.0	4	7	0	1	19	19	0	6	3	2	0	0	3	2	1	0	0	0	10-6	

2016 GAME-BY-GAME REGULAR-SEASON STATISTICS (FALCONS)

DATE	OPPONENT	P/S	TACKLES							INTERCEPTIONS				O. FUMB			ST			MISC		W/L	SCORE				
			TK	S	A	SK	YDS	TFL	YDS	QBH	NO	YDS	LG	TD	PD	FF	FR	TD	YDS	TK	S			A	FF	FR	S
09/11	Buccaneers																									L	24-31
09/18	at Raiders																									W	35-28
09/26	at Saints	S	4	3	1	0.0	0.0	0	0	0	0	0	0	1	0	0	0	0	0	0	0	0	0	0	0	W	45-32
10/02	Panthers	S	9	6	3	0.0	0.0	0	0	0	0	0	0	0	0	0	0	0	0	0	0	0	0	0	0	W	48-33
10/09	at Broncos	S	8	6	2	0.0	0.0	0	0	0	0	0	0	0	1	0	0	0	0	0	0	0	0	0	0	W	23-16
10/16	at Seahawks	S	11	5	6	0.0	0.0	0	0	0	0	0	0	1	1	0											





99

**HEIGHT:** 6-3  
**WEIGHT:** 305  
**BORN:** June 3, 1994  
**COLLEGE:** Charlotte

**BIRTHPLACE:** Greensboro, NC  
**HOW ACQUIRED:** FA '22  
**NFL EXPERIENCE:** 7th year

DEFENSIVE TACKLE

**LARRY OGUNJOBI**  
(D Ogunjobi)

PRO CAREER

- ✦ Has played in 92 games (79 starts) over his six-year NFL career (Cleveland, 2017-20; Cincinnati, 2021; Pittsburgh, 2022)
- ✦ Has registered 277 tackles (162 solo), 64 quarterback hits, 48 tackles for loss, 23.0 sacks, one pass defended and two forced fumbles
- ✦ Made NFL debut in Week 1 of 2017 (vs. Pittsburgh)
- ✦ Made NFL starting debut in Week 14 of 2017 (vs. Green Bay)
- ✦ A familiar face after spending his first five NFL seasons with the Browns (2017-20) and Bengals (2021), Ogunjobi joined Pittsburgh in June of 2022 as a free agent

2022 (STEELERS)

- ✦ Played in and started 16 games
- ✦ Registered 48 tackles (25 solo), 11 quarterback hits, seven passes defended and 1.5 sacks
- ✦ Recorded sacks against his former team, the Cleveland Browns, in Weeks 3 (0.5) and 18 (1.0)
- ✦ Was inactive for Week 8 at Philadelphia due to injury
- ✦ Had five tackles (three solo), two tackles for loss and a quarterback hit in Week 15 at Carolina

2021 (BENGALS)

- ✦ Played and started 16 regular-season games for Cincinnati
- ✦ Totaled 49 tackles (29 solo), 12 tackles for loss, a career-high 7.0 sacks and 16 quarterback hits
- ✦ Registered sacks against Minnesota (Week 1), N.Y. Jets (Week 8), L.A. Chargers (Week 13) and San Francisco (Week 14)
- ✦ Recorded multi-sack games (1.5) against Baltimore (Week 7) and Denver (Week 15)
- ✦ Started one of Cincinnati's playoff games (Wild Card)
- ✦ Had a fumble recovery after Trey Hendrickson's strip-sack of Raiders QB Derek Carr to set up a field goal during the Bengals' playoff win against Las Vegas
- ✦ Missed the remainder of the playoffs with a foot injury

2020 (BROWNS)

- ✦ Played and started 15 regular-season games for Cleveland
- ✦ Totaled 46 tackles (23 solo), six quarterback hits, five tackles for loss, 2.5 sacks and a forced fumble
- ✦ Forced the second fumble of his career in Week 1 at Baltimore
- ✦ Recorded only full sack of the season in Week 13 at Tennessee with a seven-yard takedown of QB Ryan Tannehill in the third quarter
- ✦ Started both of Cleveland's playoff games and totaled four tackles

2019 (BROWNS)

- ✦ Played and started 15 regular-season games for Cleveland
- ✦ Missed one game (Week 12 vs. Miami) while on Reserve/Suspended by Commissioner list
- ✦ Registered 50 tackles, 5.5 sacks, 13 quarterback hits, 10 tackles for loss and one pass defended
- ✦ Set a career-high in single-game tackles with nine in Week 14 vs. Cincinnati and added on three quarterback hits

2018 (BROWNS)

- ✦ Started all 16 regular-season games for Cleveland
- ✦ Registered a career-high 52 tackles (33 solo), 16 quarterback hits, 10 tackles for loss, 5.5 sacks and a forced fumble
- ✦ Opened the season with seven tackles, 1.0 sack, one quarterback hit and one tackle for loss vs. Pittsburgh
- ✦ Recorded first-career multi-sack game in Week 2 at New Orleans with two third-down takedowns of QB Drew Brees
- ✦ Had a season-high eight tackles, including two for loss, in Week 3 vs. N.Y. Jets
- ✦ Forced his first fumble in Week 17 at Baltimore

2017 (BROWNS)

- ✦ Played in 14 regular-season games (one start) as a rookie for Cleveland
- ✦ Registered 32 tackles (17 solo), 1.0 sack, four tackles for loss and three quarterback hits
- ✦ Made NFL debut in season opener vs. Pittsburgh and recorded four tackles
- ✦ Inactive for Week 8 vs. Minnesota and Week 10 at Detroit (groin)
- ✦ Recorded a season-high five tackles in his return from injury in Week 11 vs. Jacksonville
- ✦ Notched first career sack in Week 16 at Chicago, taking down QB Mitch Trubisky for a seven-yard loss

TRANSACTIONS

- ✦ Signed a three-year contract with Pittsburgh on March 14, 2023
- ✦ Signed a one-year contract with Pittsburgh on June 21, 2022
- ✦ Signed a one-year contract with Cincinnati on March 19, 2021
- ✦ Signed a four-year contract with Cleveland on May 18, 2017
- ✦ Drafted by the Browns in the third round (65th overall) of the 2017 NFL Draft

COLLEGE

- ✦ Spent five seasons (2012-16) at the University of North Carolina Charlotte, with a redshirt year in 2012
- ✦ Was part of Charlotte's first-ever recruiting class; the 49ers did not have a football season during his redshirt year in 2012, as the program's inaugural football season was in 2013
- ✦ First player ever drafted into the NFL from Charlotte's football program
- ✦ Finished college career with 21.7 tackles, including 4.9 for loss, and 13.0 sacks

PERSONAL

- ✦ Hometown is Greensboro, N.C.
- ✦ Attended Ragsdale H.S. in Jamestown, N.C.
- ✦ Has gained notoriety for how he got into football — he says he started playing as a 350-pound sophomore in high school because his mother took away his X-box, and then went on to lose roughly 100 pounds before his junior season and eventually earned multiple scholarship offers
- ✦ His parents, Larry and Mercy Ogunjobi, immigrated to the United States from Nigeria
- ✦ Taught himself to play the piano
- ✦ Double-major at Charlotte — computer science and biology
- ✦ Last name is pronounced "O-gunn-JO-bee"

COMMUNITY

- ✦ NFL Waterboys - Unites professional athletes and fans in support of a single shared cause: providing clean, accessible drinking water to communities in need.
- ✦ In March 2020, donated 100.00 meals to Greater Cleveland Food Bank
- ✦ 2018 and 2019 hosted Christmas shopping for youth
- ✦ Participated in Thanksgiving drives
- ✦ Lighthouse Youth Services - System of care for 0-24 to guide and trace progress over time (mental health service, youth housing, emergency shelter, community juvenile justice services, residential treatment and foster care and adoption)
- ✦ Freestore Foodbank - Provides meals to hungry children and families
- ✦ Hosts a youth football camp at former school Ragsdale High School
- ✦ Children's Camp in Guam in 2018 and 2020 with Zach Banner

REGULAR SEASON COMPARISON: DEFENSIVE - SAN FRANCISCO 49ERS

DATE	OPP	W/L	GP/GS	TACKLES					SACK	YDS.	INT	TFL	PD	QBH	TD	MISC		
				TOT	SOLO	ASST	FF	FR										
10/7/19	CLV @ SF	L	S	3	3	0	0.0	0.0	0	2	0	1	0	0	0	0		
12/12/21	CIN vs. SF	L	S	4	3	1	1.0	9.0	0	2	0	1	0	0	0			
<b>TOTALS</b>		<b>0/2</b>	<b>2/2</b>	<b>7</b>	<b>6</b>	<b>1</b>	<b>1.0</b>	<b>9.0</b>	<b>0</b>	<b>4</b>	<b>0</b>	<b>2</b>	<b>0</b>	<b>0</b>	<b>0</b>			

LARRY OGUNJOBI'S NFL REGULAR SEASON DEFENSIVE STATISTICS

DATE	TEAM	GP	GS	TACKLES					YDS	QBH	INTERCEPTIONS					O. FUMB			ST			MISC									
				TK	S	A	TFL	YDS			SK	NO	YDS	LG	TD	PD	FF	FR	TD	YDS	TK	S	A	FF	FR	S	A				
2017	Browns	14	1	32	17	15	4	21	1.0	7.0	3	0	0	0	0	0	0	0	0	0	0	0	0	0	0	0	0	0	0	0	
2018	Browns	16	16	52	33	19	10	53	5.5	51.5	15	0	0	0	0	1	0	0	0	0	0	0	0	0	0	0	0	0	0	0	
2019	Browns	15	15	50	35	15	10	55	5.5	40.0	13	0	0	0	1	0	0	0	0	0	0	0	0	0	0	0	0	0	0	0	
2020	Browns	15	15	46	23	23	5	15	2.5	18.0	6	0	0	0	0	1	0	0	0	0	0	0	0	0	0	0	0	0	0	0	
2021	Bengals	16	16	49	29	20	12	55	7.0	51.5	16	0	0	0	0	0	0	0	0	0	0	0	0	0	0	0	0	0	0	0	
2022	Steelers	16	16	48	25	23	7	14	1.5	10.0	11	0	0	0	0	0	0	0	0	0	0	0	0	0	0	0	0	0	0	0	
<b>NFL TOTALS</b>		<b>92</b>	<b>79</b>	<b>277</b>	<b>162</b>	<b>115</b>	<b>48</b>	<b>213</b>	<b>23.0</b>	<b>178.0</b>	<b>64</b>	<b>0</b>	<b>0</b>	<b>0</b>	<b>0</b>	<b>1</b>	<b>2</b>	<b>0</b>	<b>0</b>	<b>0</b>	<b>0</b>	<b>0</b>	<b>0</b>	<b>0</b>	<b>0</b>	<b>0</b>	<b>0</b>	<b>0</b>	<b>0</b>	<b>0</b>	<b>0</b>

LARRY OGUNJOBI'S NFL POSTSEASON DEFENSIVE STATISTICS

DATE	TEAM	GP	GS	TACKLES					YDS	QBH	INTERCEPTIONS					O. FUMB			ST			MISC									
				TK	S	A	TFL	YDS			SK	NO	YDS	LG	TD	PD	FF	FR	TD	YDS	TK	S	A	FF	FR	S	A				
2020	Browns	2	2	4	1	3	0	0	0.0	0.0	0	0	0	0	0	0	0	0	0	0	0	0	0	0	0	0	0	0	0	0	0
2021	Bengals	1	1	0	0	0	0	0	0.0	0.0	0	0	0	0	0	0	1	0	11	0	0	0	0	0	0	0	0	0	0	0	0
<b>NFL TOTALS</b>		<b>3</b>	<b>3</b>	<b>4</b>	<b>1</b>	<b>3</b>	<b>0</b>	<b>0</b>	<b>0.0</b>	<b>0.0</b>	<b>0</b>	<b>0</b>	<b>0</b>	<b>0</b>	<b>0</b>	<b>0</b>	<b>1</b>	<b>0</b>	<b>11</b>	<b>0</b>	<b>0</b>	<b>0</b>	<b>0</b>	<b>0</b>	<b>0</b>	<b>0</b>	<b>0</b>	<b>0</b>	<b>0</b>	<b>0</b>	<b>0</b>

SINGLE-GAME HIGHS: DEFENSIVE

- |               |   |                  |   |
|---------------|---|------------------|---|
| Total Tackles | 9 vs. Cincinnati Bengals, Dec 08, 2019  | Passes Defensed  | 1 at Denver Broncos, Nov 03, 2019       |
|               | 8 vs. New York Jets, Sep 20, 2018       | Forced Fumbles   | 1 at Baltimore Ravens, Sep 13, 2020     |
| Solo Tackles  | 5 at Baltimore Ravens, Oct 24, 2021     |                  | 1 at Baltimore Ravens, Dec 30, 2018     |
|               | 5 at Cincinnati Bengals, Dec 29, 2019   | Tackles For Loss | 2 at Carolina Panthers, Dec 18, 2022    |
| Sacks         | 2.0 at New Orleans Saints, Sep 16, 2018 |                  | 2 vs. San Francisco 49ers, Dec 12, 2021 |
|               | 1.5 at Denver Broncos, Dec 19, 2021     |                  | ...8 more at 2.                         |
|               | ...1 more at 1.5.                       |                  |   |

SINGLE-GAME HIGHS - POSTSEASON: DEFENSIVE

- |               |  |                           |  |
|---------------|--|---------------------------|--|
| Total Tackles | 3 at Pittsburgh Steelers, Jan 10, 2021 | Fumble Recoveries         | 1 vs. Las Vegas Raiders, Jan 15, 2022  |
|               | 1 at Kansas City Chiefs, Jan 17, 2021  | Longest Opp Fumble Return | 11 vs. Las Vegas Raiders, Jan 15, 2022 |
| Solo Tackles  | 1 at Kansas City Chiefs, Jan 17, 2021  |                           |  |

2022 GAME-BY-GAME REGULAR-SEASON STATISTICS (STEELERS)

DATE	OPPONENT	P/S	TACKLES							INTERCEPTIONS				O. FUMB			ST			MISC		W/L	SCORE				
			TK	S	A	SK	YDS	TFL	YDS	QBH	NO	YDS	LG	TD	PD	FF	FR	TD	YDS	TK	S			A	FF	FR	S
09/11	at Bengals	S	4	3	1	0.0	0.0	1	0	1	0	0	0	0	0	0	0	0	0	0	0	0	0	0	0	W	23-20+
09/18	Patriots	S	3	0	3	0.0	0.0	0	0	0	0	0	0	0	0	0	0	0	0	0	0	0	0	0	0	L	14-17
09/22	at Browns	S	2	0	2	0.5	4.0	0	0	2	0	0	0	0	0	0	0	0	0	0	0	0	0	0	0	L	17-29
10/02	Jets	S	3	1	2	0.0	0.0	0	0	2	0	0	0	0	0	0	0	0	0	0	0	0	0	0	0	L	20-24
10/09	at Bills	S	0	0	0	0.0	0.0	0	0	0	0	0	0	0	0	0	0	0	0	0	0	0	0	0	0	L	3-38
10/16	Buccaners	S	4	3	1	0.0	0.0	1	0	2	0	0	0	0	0	0	0	0	0	0	0	0	0	0	0	W	20-18
10/23	at Dolphins	S	3	2	1	0.0	0.0	0	0	0	0	0	0	0	0	0	0	0	0	0	0	0	0	0	0	L	10-16
10/30	at Eagles																									L	13-35
11/13	Saints	S	3	1	2	0.0	0.0	0	0	0	0	0	0	0	0	0	0	0	0	0	0	0	0	0	0	W	20-10
11/20	Bengals	S	1	0	1	0.0	0.0	0	0	1	0	0	0	0	0	0	0	0	0	0	0	0	0	0	0	L	30-37
11/28	at Colts	S	5	3	2	0.0	0.0	0	0	0	0	0	0	0	0	0	0	0	0	0	0	0	0	0	0	W	24-17
12/04	at Falcons	S	4	4	0	0.0	0.0	1	3	0	0	0	0	0	0	0	0	0	0	0	0	0	0	0	0	W	19-16
12/11	Ravens	S	2	0	2	0.0	0.0	0	0	0	0	0	0	0	0	0	0	0	0	0	0	0	0	0	0	L	14-16
12/18	at Panthers	S	5	3	2	0.0	0.0	2	2	1	0	0	0	0	0	0	0	0	0	0	0	0	0	0	0	W	24-16
12/24	Raiders	S	4	3	1	0.0	0.0	1	3	1	0	0	0	0	0	0	0	0	0	0	0	0	0	0	0	W	13-10
01/01	at Ravens	S	2	1	1	0.0	0.0	0	0	0	0	0	0	0	0	0	0	0	0	0	0	0	0	0	0	W	16-13
01/08	Browns	S	3	1	2	1.0	6.0	1	6	1	0	0	0	0	0	0	0	0	0	0	0	0	0	0	0	W	28-14
2022 TOTALS		16-16	48	25	23	1.5	10.0	7	14	11	0	0	0	0	0	0	0	0	0	0	0	0	0	0	0	9-8	

+/- Overtime

2021 GAME-BY-GAME REGULAR-SEASON STATISTICS (BENGALS)

DATE	OPPONENT	P/S	TACKLES							INTERCEPTIONS				O. FUMB			ST			MISC		W/L	SCORE				
			TK	S	A	SK	YDS	TFL	YDS	QBH	NO	YDS	LG	TD	PD	FF	FR	TD	YDS	TK	S			A	FF	FR	S
09/12	Vikings	S	6	4	2	1.0	9.0	2	12	1	0	0	0	0	0	0	0	0	0	0	0	0	0	0	0	W	27-24+
09/19	at Bears	S	4	1	3	0.0	0.0	1	5	0	0	0	0	0	0	0	0	0	0	0	0	0	0	0	0	L	17-20
09/26	at Steelers	S	3	2	1	0.0	0.0	1	0	0	0	0	0	0	0	0	0	0	0	0	0	0	0	0	0	W	24-10
09/30	Jaguars	S	3	2	1	0.0	0.0	0	0	0	0	0	0	0	0	0	0	0	0	0	0	0	0	0	0	W	24-21
10/10	Packers	S	0	0	0	0.0	0.0	0	0	0	0	0	0	0	0	0	0	0	0	0	0	0	0	0	0	L	22-25+
10/17	at Lions	S	3	2	1	0.0	0.0	0	0	0	0	0	0	0	0	0	0	0	0	0	0	0	0	0	0	W	34-11
10/24	at Ravens	S	6	5	1	1.5	5.5	2	5	2	0	0	0	0	0	0	0	0	0	0	0	0	0	0	0	W	41-17
10/31	at Jets	S	5	3	2	1.0	5.0	1	5	2	0	0	0	0	0	0	0	0	0	0	0	0	0	0	0	L	31-34
11/07	Browns	S	2	1	1	0.0	0.0	0	0	0	0	0	0	0	0	0	0	0	0	0	0	0	0	0	0	L	16-41
11/21	at Raiders	S	2	0	2	0.0	0.0	0	0	1	0	0	0	0	0	0	0	0	0	0	0	0	0	0	0	W	32-13
11/28	Steelers	S	1	1	0	0.0	0.0	0	0	1	0	0	0	0	0	0	0	0	0	0	0	0	0	0	0	W	41-10
12/05	Chargers	S	2	1	1	1.0	9.0	1	9	2	0	0	0	0	0	0	0	0	0	0	0	0	0	0	0	L	22-41
12/12	49ers	S	4	3	1	1.0	9.0	2	10	1	0	0	0	0	0	0	0	0	0	0	0	0	0	0	0	L	23-26+
12/19	at Broncos	S	4	1	3	1.5	14.0	1	9	3	0	0	0	0	0	0	0	0	0	0	0	0	0	0	0	W	15-10
12/26	Ravens	S	0	0	0	0.0	0.0	0	0	1	0	0	0	0	0	0	0	0	0	0	0	0	0	0	0	W	41-21
01/02	Chiefs	S	4	3	1	0.0	0.0	1	0	2	0	0	0	0	0	0	0	0	0	0	0	0	0	0	0	W	34-31
01/09	at Browns																									L	16-21
2021 TOTALS		16-16	49	29	20	7.0	51.5	12	55	16	0	0	0	0	0	0	0	0	0	0	0	0	0	0	0	10-7	

+/- Overtime

2020 GAME-BY-GAME REGULAR-SEASON STATISTICS (BROWNS)

DATE	OPPONENT	P/S	TACKLES							INTERCEPTIONS				O. FUMB			ST			MISC		W/L	SCORE				
			TK	S	A	SK	YDS	TFL	YDS	QBH	NO	YDS	LG	TD	PD	FF	FR	TD	YDS	TK	S			A	FF	FR	S
09/13	at Ravens	S	3	3	0	0.0	0.0	1	2	0	0	0	0	0	0	1	0	0	0	0	0	0	0	0	0	L	6-38
09/17	Bengals	S	1	0	1	0.0	0.0	0	0	0	0	0	0	0	0	0	0	0	0	0	0	0	0	0	0	W	35-30
09/27	Football Team	S	4	2	2	0.0	0.0	1	0	0	0	0	0	0	0	0	0	0	0	0	0	0	0	0	0	W	34-20
10/04	at Cowboys	S	2	0	2	0.0	0.0	0	0	0	0	0	0	0	0	0	0	0	0	0	0	0	0	0	0	W	49-38
10/11	Colts																									W	32-23
10/18	at Steelers	S	5	4	1	0.0	0.0	1	3	0	0	0	0	0	0	0	0	0	0	0	0	0	0	0	0	L	7-38
10/25	at Bengals	S	4	2	2	0.0	0.0	0	0	0	0	0	0	0	0	0	0	0	0	0	0	0	0	0	0	W	37-34
11/01	Raiders	S	4	2	2	0.0	0.0	0	0	0	0	0	0	0	0	0	0	0	0	0	0	0	0	0	0	W	6-16
11/15	Texans	S	2	1	1	0.5	2.5	0	0	1	0	0	0	0	0	0	0	0	0	0	0	0	0	0	0	W	10-7
11/22	Eagles	S	3	0	3	0.5	5.0	0	0	1	0	0	0	0	0	0	0	0	0	0	0	0	0	0	0	W	22-17
11/29	at Jaguars	S	3	2	1	0.0	0.0	0	0	0	0	0	0	0	0	0	0	0	0	0	0	0	0	0	0	W	27-25
12/06	at Titans	S	2	1	1	1.0	7.0	1	7	1	0	0	0	0	0	0	0	0	0	0	0	0	0	0	0	W	41-35
12/14	Ravens	S	4	2	2	0.0	0.0	0	0	0	0	0	0	0	0	0	0	0	0	0	0	0	0	0	0	L	42-47
12/20	at Giants	S	3	1	2	0.5	3.5	1	3	2	0	0	0	0	0	0	0	0	0	0	0	0	0	0	0	W	20-6
12/27	at Jets	S	4	2	2	0.0	0.0	0	0	0	0	0	0	0	0	0	0	0	0	0	0	0	0	0	0	L	16-23
01/03	Steelers	S	2	1	1	0.0	0.0	0	0	1	0	0	0	0	0	0	0	0	0	0	0	0	0	0	0	W	24-22
2020 TOTALS		15-15	46	23	23	2.5	18.0	5	15	6	0	0	0	0	1	0	0	0	0	0	0	0	0	0	0	11-5	

2019 GAME-BY-GAME REGULAR-SEASON STATISTICS (BROWNS)

DATE	OPPONENT	P/S	TACKLES							INTERCEPTIONS				O. FUMB			ST			MISC		W/L	SCORE				
			TK	S	A	SK	YDS	TFL	YDS	QBH	NO	YDS	LG	TD	PD	FF	FR	TD	YDS	TK	S			A	FF	FR	S
09/08	Titans	S	4	3	1	1.0	10.0	1	10	1	0	0	0	0	0	0	0	0	0	0	0	0	0	0	0	L	13-43
09/16	at Jets	S	4	2	2	0.0	0.0	0	0	1	0	0	0	0	0	0	0	0	0	0	0	0	0	0	0	W	23-3
09/22	Rams	S	3	2	1	1.0	9.0	1	9	1	0	0	0	0	0	0	0	0	0	0	0	0	0	0	0	L	13-20
09/29	at Ravens	S	4	4	0	1.0	0.0	1	2	1	0	0	0	0	0	0	0	0	0	0	0	0	0	0	0	W	40-25
10/07	at 49ers	S	3	3	0	0.0	0.0	2	8	1	0	0	0	0	0	0	0	0	0	0	0	0	0	0	0	L	3-31
10/13	Seahawks	S	1	1	0	0.0	0.0	0	0	1	0	0	0	0	0												

2018 GAME-BY-GAME REGULAR-SEASON STATISTICS (BROWNS)

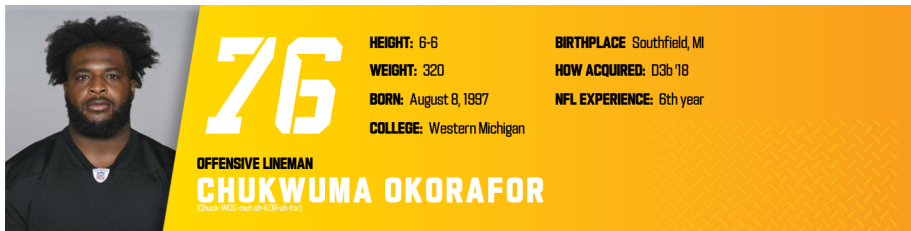
DATE	OPPONENT	P/S	TACKLES							INTERCEPTIONS				O. FUMB			ST				MISC		W/L	SCORE			
			TK	S	A	SK	YDS	TFL	YDS	QBH	NO	YDS	LG	TD	PD	FF	FR	TD	YDS	TK	S	A			FF	FR	S
09/09	Steelers	S	7	3	4	1.0	10.0	1	10	1	0	0	0	0	0	0	0	0	0	0	0	0	0	0	0	T	21-21
09/16	at Saints	S	3	3	0	2.0	21.0	2	21	2	0	0	0	0	0	0	0	0	0	0	0	0	0	0	0	L	18-21
09/20	Jets	S	8	4	4	0.0	0.0	2	5	0	0	0	0	0	0	0	0	0	0	0	0	0	0	0	0	W	21-17
09/30	at Raiders	S	3	3	0	0.0	0.0	1	0	2	0	0	0	0	0	0	0	0	0	0	0	0	0	0	0	L	42-45+
10/07	Ravens	S	0	0	0	0.0	0.0	0	0	3	0	0	0	0	0	0	0	0	0	0	0	0	0	0	0	W	12-9+
10/14	Chargers	S	4	3	1	0.5	6.0	0	0	1	0	0	0	0	0	0	0	0	0	0	0	0	0	0	0	L	14-38
10/21	at Buccaneers	S	2	1	1	0.5	3.5	0	0	1	0	0	0	0	0	0	0	0	0	0	0	0	0	0	0	L	23-26+
10/28	at Steelers	S	2	2	0	0.0	0.0	0	0	0	0	0	0	0	0	0	0	0	0	0	0	0	0	0	0	L	18-33
11/04	Chiefs	S	2	2	0	0.0	0.0	1	1	1	0	0	0	0	0	0	0	0	0	0	0	0	0	0	0	L	21-37
11/11	Falcons	S	4	2	2	0.5	3.0	0	0	2	0	0	0	0	0	0	0	0	0	0	0	0	0	0	0	W	28-16
11/25	at Bengals	S	3	2	1	0.0	0.0	1	4	0	0	0	0	0	0	0	0	0	0	0	0	0	0	0	0	W	35-20
12/02	at Texans	S	0	0	0	0.0	0.0	0	0	0	0	0	0	0	0	0	0	0	0	0	0	0	0	0	0	L	13-29
12/09	Panthers	S	4	0	4	0.0	0.0	0	0	0	0	0	0	0	0	0	0	0	0	0	0	0	0	0	0	W	26-20
12/15	at Broncos	S	3	3	0	0.0	0.0	0	0	1	0	0	0	0	0	0	0	0	0	0	0	0	0	0	0	W	17-16
12/23	Bengals	S	4	4	0	1.0	8.0	2	12	1	0	0	0	0	0	0	0	0	0	0	0	0	0	0	0	W	26-18
12/30	at Ravens	S	3	1	2	0.0	0.0	0	0	0	0	0	0	0	0	1	0	0	0	0	0	0	0	0	0	L	24-26
2018 TOTALS			16	-16	52	33	19	5.5	51.5	10	53	15	0	0	0	0	0	1	0	0	0	0	0	0	0	7-8-1	


+ - Overtime

2017 GAME-BY-GAME REGULAR-SEASON STATISTICS (BROWNS)

DATE	OPPONENT	P/S	TACKLES							INTERCEPTIONS				O. FUMB			ST				MISC		W/L	SCORE			
			TK	S	A	SK	YDS	TFL	YDS	QBH	NO	YDS	LG	TD	PD	FF	FR	TD	YDS	TK	S	A			FF	FR	S
09/10	Steelers	P	4	2	2	0.0	0.0	0	0	0	0	0	0	0	0	0	0	0	0	0	0	0	0	0	0	L	18-21
09/17	at Ravens	P	0	0	0	0.0	0.0	0	0	1	0	0	0	0	0	0	0	0	0	0	0	0	0	0	0	L	10-24
09/24	at Colts	P	2	0	2	0.0	0.0	0	0	0	0	0	0	0	0	0	0	0	0	0	0	0	0	0	0	L	28-31
10/01	Bengals	P	3	1	2	0.0	0.0	1	5	0	0	0	0	0	0	0	0	0	0	0	0	0	0	0	0	L	7-31
10/08	Jets	P	1	1	0	0.0	0.0	0	0	1	0	0	0	0	0	0	0	0	0	0	0	0	0	0	0	L	14-17
10/15	at Texans	P	1	1	0	0.0	0.0	0	0	0	0	0	0	0	0	0	0	0	0	0	0	0	0	0	0	L	17-33
10/22	Titans	P	1	0	1	0.0	0.0	0	0	0	0	0	0	0	0	0	0	0	0	0	0	0	0	0	0	L	9-12+
10/29	Vikings																									L	16-33
11/12	at Lions																									L	24-38
11/19	Jaguars	P	5	2	3	0.0	0.0	0	0	0	0	0	0	0	0	0	0	0	0	0	0	0	0	0	0	L	7-19
11/26	at Bengals	P	0	0	0	0.0	0.0	0	0	0	0	0	0	0	0	0	0	0	0	0	0	0	0	0	0	L	16-30
12/03	at Chargers	P	3	2	1	0.0	0.0	1	4	0	0	0	0	0	0	0	0	0	0	0	0	0	0	0	0	L	10-19
12/10	Packers	S	2	1	1	0.0	0.0	0	0	0	0	0	0	0	0	0	0	0	0	0	0	0	0	0	0	L	21-27+
12/17	Ravens	P	4	3	1	0.0	0.0	0	0	0	0	0	0	0	0	0	0	0	0	0	0	0	0	0	0	L	10-27
12/24	at Bears	P	4	3	1	1.0	7.0	2	12	1	0	0	0	0	0	0	0	0	0	0	0	0	0	0	0	L	3-20
12/31	at Steelers	P	2	1	1	0.0	0.0	0	0	0	0	0	0	0	0	0	0	0	0	0	0	0	0	0	0	L	24-28
2017 TOTALS			14	-1	32	17	15	1.0	7.0	4	21	3	0	0	0	0	0	0	0	0	0	0	0	0	0	0-16	

+ - Overtime





# 76

**OFFENSIVE LINEMAN**

## CHUKWUMA OKORAFOR

(Trade: 10/23/2023 from 49ers)

**HEIGHT:** 6-6

**WEIGHT:** 320

**BORN:** August 8, 1997

**COLLEGE:** Western Michigan

**BIRTHPLACE:** Southfield, MI

**HOW ACQUIRED:** D3b '18

**NFL EXPERIENCE:** 6th year

**PRO CAREER**

- ✦ Has played in 63 games (52 starts) over his five-year career
- ✦ Made NFL debut in Week 1 of 2018 (at Cleveland)
- ✦ Made NFL starting debut in Week 1 of 2018 (at Cleveland)

**2022 (STEELERS)**

- ✦ Started all 17 regular-season games at right tackle
- ✦ Blocked for RB Najee Harris to run for 1,000-plus yards for a second consecutive season, including a season-high 111 yards in Week 17 at Baltimore
- ✦ Saw significant improvement after the Bye Week, blocking for an average of 147 rushing yards per game and allowing the team to be held under 100 yards on the ground just once in Weeks 10 through 18
- ✦ Part of an offensive line that did not allow a sack in two games and just one sack in four games
- ✦ Missed just one of 1,160 offensive snaps

**2021 (STEELERS)**

- ✦ Played in and started 16 regular-season games
- ✦ Left the Week 3 game vs Cincinnati with a possible concussion and did not return
- ✦ Inactive in Week 4 at Green Bay due to a concussion

**2020 (STEELERS)**

- ✦ Played in 16 regular-season games (15 starts)
- ✦ Part of an offensive line that surrendered just 14 sacks, which was the lowest total in the NFL
- ✦ The 14 sacks allowed by the Steelers were the fewest allowed by the team and tied for the ninth fewest allowed in the League since 1982 when sacks became an official statistic
- ✦ Steelers allowed 1.0 sack or less in 12 games this season, including six games without a sack
- ✦ Pittsburgh did not allow a sack over a five-game stretch (Nov. 8-Dec. 7)
- ✦ The five-game streak without surrendering a sack is the franchise's longest streak since 1982 when sacks became an official statistic
- ✦ The five-game streak without allowing a sack is tied for the third longest in the NFL since 1982 when sacks became an official statistic

**2019 (STEELERS)**

- ✦ Started at right tackle in his only appearance of the season in Week 10 vs. L.A. Rams

**2018 (STEELERS)**

- ✦ Played in 13 regular-season games (three starts)
- ✦ Started in Week 1 at Cleveland, Week 8 vs. Cleveland and Week 12 at Denver

**TRANSACTIONS**

- ✦ Signed a three-year extension with Pittsburgh on March 14, 2022
- ✦ Signed a four-year contract with Pittsburgh on May 22, 2018
- ✦ Drafted by the Steelers with the second of their two third-round selections (92nd overall) of the 2018 NFL Draft

**COLLEGE**

- ✦ Started 39 consecutive games of his last three years at Western Michigan (2015-17)
- ✦ Tapped a first-team All-American selection by FWAA and Phil Steele in 2017, adding second-team All-American honors by Sports Illustrated
- ✦ One of six semifinalists for the Outland Trophy in 2017
- ✦ Started all 12 games at left tackle in 2017, helping pave the way for seven different players to record 26 total rushing TDs
- ✦ Made 14 starts at left tackle in 2016, earning first team All-Mid-American Conference honors
- ✦ Part of an offensive line that yielded just 16 sacks in 2016, the 13th-fewest in the country
- ✦ started all 13 games at right tackle in 2015, helping block for MAC Freshman of the Year Jamauri Bogan, who finished with 1,051 rushing yards and 16 TD runs
- ✦ Played in 12 games in 2014 freshman year

**PERSONAL**

- ✦ Attended Southfield High School (Southfield, Mich.)
- ✦ Ranked as the 11th best recruit in the state of Michigan
- ✦ Named an All-American in 2013
- ✦ Full name: Chukwuma Okorafor

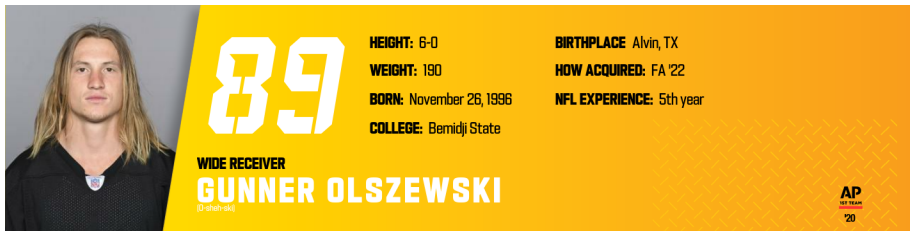
CHUKWUMA OKORAFOR'S NFL REGULAR SEASON STATISTICS

DATE	TEAM	GP	GS
2018	Steelers	13	3
2019	Steelers	1	1
2020	Steelers	16	15
2021	Steelers	16	16
2022	Steelers	17	17
NFL TOTALS		63	52

CHUKWUMA OKORAFOR'S NFL POSTSEASON STATISTICS

DATE	TEAM	GP	GS
2020	Steelers	1	1
2021	Steelers	1	1
NFL TOTALS		2	2





**89**

**WIDE RECEIVER**  
**GUNNER OLSZEWSKI**

**HEIGHT:** 6-0  
**WEIGHT:** 190  
**BORN:** November 26, 1996  
**COLLEGE:** Bemidji State

**BIRTHPLACE:** Alvin, TX  
**HOW ACQUIRED:** FA '22  
**NFL EXPERIENCE:** 5th year

AP  
20

**PRO CAREER**

- † Has played in 53 games (four starts) over his four-year NFL career (Patriots 2019-21; Steelers 2022)
- † Has averaged 22.6 yards per kickoff return (39 returns for 880 yards) and 12.0 yards per punt return (74 returns for 889 yards) over his career
- † His 12.0 yards/punt return would rank sixth in NFL history, but the League uses 75 punt returns to qualify for the NFL record (which is 12.8 yards/punt return by George McAfee, Chicago, 1940-41, 45-50)
- † Led the NFL with a 17.3-yard punt return average (20 returns for 346 yards and one TD) in 2020, which was the highest return average in New England history and the second-highest in the NFL since 1970
- † Earned several accolades in 2020, including Associated Press First Team All-Pro, Pro Football Weekly All-NFL Team, PFWA All-AFC Team and Sporting News All-Pro
- † Named AFC Special Teams Player of the Week for his performance in Week 13 of 2020 at L.A. Chargers when he scored on a 70-yard punt return and had a 61-yard return
- † First player in New England history with two punt returns of at least 60 yards in a single game
- † Also registered a 38-yard TD reception at L.A. Chargers, which made him the fourth player in Patriots history with a punt return TD and TD catch in the same game
- † Has caught 14 passes for 180 yards and one TD and rushed 14 times for 71 yards
- † Made NFL debut in Week 1 of 2019 (vs. Pittsburgh)
- † Made NFL starting debut in Week 8 of 2020 (at Buffalo)

**2022 (STEELERS)**

- † Played in 16 regular-season games (two starts)
- † Returned three kickoffs for 46 yards (15.3 average) and eight punts for 55 yards (6.9 average)
- † Caught five passes for 53 yards and rushed eight times for 39 yards
- † Registered two tackles on special teams
- † Broke off an 18-yard run in Week 2 vs. New England, the longest of his career
- † Reached a career-high in receiving yards (39) in Week 11 vs. Cincinnati, including a season-high 31-yard reception

**2021 (PATRIOTS)**

- † Played in 16 regular-season games
- † Primarily used as a punt returner and on kickoffs with occasional snaps at wide receiver
- † Caught two passes for 31 yards; rushed for nine yards on one carry
- † Returned 18 kickoffs for 416 yards (23.1 yards/return)
- † Returned 26 punts for 309 yards (11.9 yards/return)
- † His 11.9 yards/punt return finished tied for second in the NFL
- † Returned two punts for 30 yards vs. N.J. Jets on Oct. 24; his 17-yard return set the Patriots up at midfield for what turned into a TD drive
- † Had three 20-yard punt returns at L.A. Chargers on Oct. 31; last NFL player with three punt returns of 20 or more yards in a single game was Nyeheim Hines (Indianapolis) on Dec. 22, 2019 vs. Tennessee
- † First New England player to do so since Troy Brown on Sept. 11, 2000 at N.Y. Jets
- † Registered a career-long 37-yard kickoff return vs. Tennessee on Nov. 28

**2020 (PATRIOTS)**

- † Saw action in 13 regular-season games with two starts
- † Primarily used as a punt returner and on kickoffs with occasional starts at wide receiver
- † Caught five passes for 62 yards and one TD; rushed for 23 yards on five carries
- † Returned 18 kickoffs for 418 yards (23.2 yards/return)
- † Returned 20 punts for 346 yards (17.3 yards/return)
- † His 17.3 yards/punt return not only led the NFL, but it was the highest return average in New England history and the second-highest in the NFL since 1970
- † Fourth player in franchise history to lead the League in punt return average
- † Earned several accolades, including Associated Press First Team All-Pro, Pro Football Weekly All-NFL Team, PFWA All-AFC Team and Sporting News All-Pro
- † Named AFC Special Teams Player of the Week for his performance in Week 13 at L.A. Chargers
- † Returned three punts for 145 yards
- † His 145 punt return yards were the second-most every in franchise history
- † Scored on a 70-yard punt return TD and had a 61-yard return
- † Became the first player in New England history with two punt returns of at least 60 yards in a single game
- † Registered a 38-yard TD reception, which made him the fourth player in Patriots history with a punt return TD and TD catch in the same game
- † Suffered an injury during training camp and was placed on Injured Reserve prior to the start of the regular season (missed the first three games of the campaign)
- † Made his first NFL start at wide receiver at Buffalo on Nov. 1
- † Returned two punts for a total of 67 yards in the win vs. Arizona on Nov. 29, including a then career-long 58 yards in the second half

**2019 (PATRIOTS)**

- † Made the 53-man roster as a rookie free agent
- † Saw action in eight regular-season games before being placed on Injured Reserve on Nov. 19
- † Primarily used as a punt returner and on kickoffs with occasional snaps at wide receiver
- † Caught two passes for 34 yards
- † Returned 20 punts for 179 yards (9.0 yards/return)
- † Made his NFL debut on Sept. 8 vs. Pittsburgh (returned two punts for 35 yards)

TRANSACTIONS

- ✦ Signed a two-year contract with Pittsburgh on March 22, 2022
- ✦ Signed with New England as an undrafted free agent on May 23, 2019

COLLEGE

- ✦ Played in 42 games at Bemidji State (2015-18)
- ✦ Played defensive back throughout college career before making the switch to wide receiver in pursuit of an NFL career
- ✦ Registered 310 tackles (183 solo), 40 passes defended, 13 interceptions, nine tackles for loss, three forced fumbles, one fumble recovery and 1.0 sack
- ✦ Averaged 29.7 yards per kickoff return (11 returns for 327 yards) and 13.4 yards per punt return (923 yards on 69 returns) over his career
- ✦ Named 2018 NSIC Defensive Player of the Year
- ✦ Named 2018 AFCA DII All-America First Team
- ✦ Three-time NSIC North Division All-Conference First Team
- ✦ Voted Bemidji State's Defensive and Special Teams MVP
- ✦ Played baseball at Bemidji State before an injury sidelined him during his junior season and focus shifted to football
- ✦ Played in 91 games (91 starts) and batted .316 with 18 doubles, four triples, eight home runs, 53 RBI, 60 runs scored and 30 stolen bases (in 37 attempts)

PERSONAL

- ✦ Attended Alvin High School (Alvin, Texas)
- ✦ Two-sport athlete, earning two varsity letters in both football and baseball
- ✦ Two-time First-Team all-district safety and holds the school record in tackles in a season (150) as well as career tackles (270) and career interceptions (seven)
- ✦ Forced six fumbles and returned three punts for TDs as a senior
- ✦ Son of Eric and Collette Olszewski
- ✦ Father, Eric, was a minor league baseball pitcher for the Atlanta Braves organization
- ✦ Full name: Kaleb Gunner Olszewski

GUNNER OLSZEWSKI'S NFL REGULAR SEASON RUSHING/RECEIVING STATISTICS

DATE	TEAM	GP	GS	RECEIVING					RUSHING				
				NO.	YDS.	AVG.	LG	TD	NO.	YDS.	AVG.	LG	TD
2019	Patriots	8	0	2	34	17.0	29	0	0	0	0.0	0	0
2020	Patriots	13	2	5	62	12.4	38t	1	5	23	4.6	12	0
2021	Patriots	16	0	2	31	15.5	22	0	1	9	9.0	9	0
2022	Steelers	16	2	5	53	10.6	31	0	8	39	4.9	18	0
NFL TOTALS		53	4	14	180	12.9	38T	1	14	71	5.1	18	0

GUNNER OLSZEWSKI'S NFL POSTSEASON RUSHING/RECEIVING STATISTICS

DATE	TEAM	GP	GS	RECEIVING					RUSHING				
				NO.	YDS.	AVG.	LG	TD	NO.	YDS.	AVG.	LG	TD
2019	Patriots	0	0	0	0	0.0	0	0	0	0	0.0	0	0
2021	Patriots	1	0	0	0	0.0	0	0	0	0	0.0	0	0
NFL TOTALS		1	0	0	0	0.0	0	0	0	0	0.0	0	0

GUNNER OLSZEWSKI'S NFL REGULAR SEASON RETURN STATISTICS

DATE	TEAM	RET.	KICKOFF RETURNS					PUNT RETURNS				
			YDS.	AVG.	LG	TD	NO.	FC	YDS.	AVG.	LG	TD
2019	Patriots	0	0	0.0	0	0	20	16	179	9.0	22	0
2020	Patriots	18	418	23.2	33	0	20	11	346	17.3	70t	1
2021	Patriots	18	416	23.1	37	0	26	10	309	11.9	27	0
2022	Steelers	3	46	15.3	27	0	8	5	55	6.9	20	0
NFL TOTALS		39	880	22.6	37	0	74	42	889	12.0	70T	1

GUNNER OLSZEWSKI'S NFL POSTSEASON RETURN STATISTICS

DATE	TEAM	RET.	KICKOFF RETURNS					PUNT RETURNS				
			YDS.	AVG.	LG	TD	NO.	FC	YDS.	AVG.	LG	TD
2019	Patriots	0	0	0.0	0	0	0	0	0	0.0	0	0
2021	Patriots	5	103	20.6	26	0	0	0	0	0.0	0	0
NFL TOTALS		5	103	20.6	26	0	0	0	0	0.0	0	0

SINGLE-GAME HIGHS: RUSHING/RECEIVING

Rush Attempts	3 at New York Jets, Nov 09, 2020 2 vs. Cleveland Browns, Jan 08, 2023 ...1 more at 2.	Longest Kickoff Return	37 vs. Tennessee Titans, Nov 28, 2021 33 vs. San Francisco 49ers, Oct 25, 2020
Rushing Yards	18 vs. New England Patriots, Sep 18, 2022 16 at New York Jets, Nov 09, 2020	Fair Catches	5 at Washington Redskins, Oct 06, 2019 4 vs. Jacksonville Jaguars, Jan 02, 2022
Longest Runs	18 vs. New England Patriots, Sep 18, 2022 12 at New York Jets, Nov 09, 2020	Punt Return Yards	145 at Los Angeles Chargers, Dec 06, 2020 80 at Los Angeles Chargers, Oct 31, 2021
Receptions	2 vs. Cincinnati Bengals, Nov 20, 2022 2 vs. New York Jets, Jan 03, 2021 ...1 more at 2.	Longest Punt Return	70t at Los Angeles Chargers, Dec 06, 2020 61 at Los Angeles Chargers, Dec 06, 2020
Receiving Yards	39 vs. Cincinnati Bengals, Nov 20, 2022 38 at Los Angeles Chargers, Dec 06, 2020	Punt Returns	8 vs. New York Jets, Sep 22, 2019 5 at Los Angeles Rams, Dec 10, 2020
Longest Receptions	38t at Los Angeles Chargers, Dec 06, 2020 31 vs. Cincinnati Bengals, Nov 20, 2022	Punt Return TDs	1 at Los Angeles Chargers, Dec 06, 2020
Receiving TDs	1 at Los Angeles Chargers, Dec 06, 2020	Punt Return Average	48.3 at Los Angeles Chargers, Dec 06, 2020 20.0 at Los Angeles Chargers, Oct 31, 2021
All-Purpose Yards	183 at Los Angeles Chargers, Dec 06, 2020 155 vs. San Francisco 49ers, Oct 25, 2020	Kickoff Return Average	28.0 vs. Tennessee Titans, Nov 28, 2021 25.8 vs. San Francisco 49ers, Oct 25, 2020
Kickoff Returns	6 vs. San Francisco 49ers, Oct 25, 2020 4 at New York Jets, Nov 09, 2020	Special Teams Tackles	3 vs. Jacksonville Jaguars, Jan 02, 2022 2 at Atlanta Falcons, Nov 18, 2021
Kickoff Return Yards	155 vs. San Francisco 49ers, Oct 25, 2020 100 at New York Jets, Nov 09, 2020	Most TDs	2 at Los Angeles Chargers, Dec 06, 2020

SINGLE-GAME HIGHS - POSTSEASON: RUSHING/RECEIVING

All-Purpose Yards	103 at Buffalo Bills, Jan 15, 2022	Longest Kickoff Return	26 at Buffalo Bills, Jan 15, 2022
Kickoff Returns	5 at Buffalo Bills, Jan 15, 2022		25 at Buffalo Bills, Jan 15, 2022
Kickoff Return Yards	103 at Buffalo Bills, Jan 15, 2022		21 at Buffalo Bills, Jan 15, 2022 16 at Buffalo Bills, Jan 15, 2022 15 at Buffalo Bills, Jan 15, 2022
		Kickoff Return Average	20.6 at Buffalo Bills, Jan 15, 2022
		Special Teams Tackles	1 at Buffalo Bills, Jan 15, 2022

2022 GAME-BY-GAME REGULAR-SEASON STATISTICS (STEELERS)

DATE	OPPONENT	P/S	RECEIVING					RUSHING					W/L	SCORE	
			NO.	YDS.	AVG.	LG	TD	NO.	YDS.	AVG.	LG	TD			
09/11	at Bengals	P	0	0	0.0	0	0	0	0	0.0	0	0	0	W	23-20+
09/18	Patriots	P	0	0	0.0	0	0	1	18	18.0	18	0	L	14-17	
09/22	at Browns	P	0	0	0.0	0	0	0	0	0.0	0	0	L	17-29	
10/02	Jets	P	0	0	0.0	0	0	1	0	0.0	0	0	L	20-24	
10/09	at Bills												L	3-38	
10/16	Buccaneers	P	0	0	0.0	0	0	0	0	0.0	0	0	W	20-18	
10/23	at Dolphins	P	0	0	0.0	0	0	0	0	0.0	0	0	L	10-16	
10/30	at Eagles	P	0	0	0.0	0	0	0	0	0.0	0	0	L	13-35	
11/13	Saints	P	1	4	4.0	4	0	0	0	0.0	0	0	W	20-10	
11/20	Bengals	P	2	39	19.5	31	0	0	0	0.0	0	0	L	30-37	
11/28	at Colts	S	0	0	0.0	0	0	1	9	9.0	9	0	W	24-17	
12/04	at Falcons	P	0	0	0.0	0	0	2	2	1.0	2	0	W	19-16	
12/11	Ravens	P	1	7	7.0	7	0	0	0	0.0	0	0	L	14-16	
12/18	at Panthers	S	1	3	3.0	3	0	0	0	0.0	0	0	W	24-16	
12/24	Raiders	P	0	0	0.0	0	0	0	0	0.0	0	0	W	13-10	
01/01	at Ravens	P	0	0	0.0	0	0	1	6	6.0	6	0	W	16-13	
01/08	Browns	P	0	0	0.0	0	0	2	4	2.0	3	0	W	28-14	
<b>2022 TOTALS</b>		<b>16-2</b>	<b>5</b>	<b>53</b>	<b>10.6</b>	<b>31</b>	<b>0</b>	<b>8</b>	<b>39</b>	<b>4.9</b>	<b>18</b>	<b>0</b>	<b>9-8</b>		

+ - Overtime

2021 GAME-BY-GAME REGULAR-SEASON STATISTICS (PATRIOTS)

DATE	OPPONENT	P/S	RECEIVING					RUSHING					W/L	SCORE
			NO.	YDS.	AVG.	LG	TD	NO.	YDS.	AVG.	LG	TD		
09/12	Dolphins	P	0	0	0.0	0	0	0	0	0.0	0	0	L	16-17
09/19	at Jets	P	0	0	0.0	0	0	0	0	0.0	0	0	W	25-6
09/26	Saints	P	0	0	0.0	0	0	0	0	0.0	0	0	L	13-28
10/03	Buccaneers	P	0	0	0.0	0	0	0	0	0.0	0	0	L	17-19
10/10	at Texans	P	0	0	0.0	0	0	0	0	0.0	0	0	W	25-22
10/17	Cowboys	P	0	0	0.0	0	0	0	0	0.0	0	0	L	29-35+
10/24	Jets	P	1	22	22.0	22	0	0	0	0.0	0	0	W	54-13
10/31	at Chargers	P	0	0	0.0	0	0	0	0	0.0	0	0	W	27-24
11/07	at Panthers	P	0	0	0.0	0	0	0	0	0.0	0	0	W	24-6
11/14	Browns												W	45-7
11/18	at Falcons	P	0	0	0.0	0	0	0	0	0.0	0	0	W	25-0
11/28	Titans	P	0	0	0.0	0	0	0	0	0.0	0	0	W	36-13
12/06	at Bills	P	0	0	0.0	0	0	0	0	0.0	0	0	W	14-10
12/18	at Colts	P	0	0	0.0	0	0	0	0	0.0	0	0	L	17-27
12/26	Bills	P	0	0	0.0	0	0	1	9	9.0	9	0	L	21-33
01/02	Jaguars	P	1	9	9.0	9	0	0	0	0.0	0	0	W	50-10
01/09	at Dolphins	P	0	0	0.0	0	0	0	0	0.0	0	0	L	24-33
<b>2021 TOTALS</b>		<b>16-0</b>	<b>2</b>	<b>31</b>	<b>15.5</b>	<b>22</b>	<b>0</b>	<b>1</b>	<b>9</b>	<b>9.0</b>	<b>9</b>	<b>0</b>	<b>10-7</b>	

+ - Overtime

2020 GAME-BY-GAME REGULAR-SEASON STATISTICS (PATRIOTS)

DATE	OPPONENT	P/S	RECEIVING					RUSHING					W/L	SCORE
			NO.	YDS.	AVG.	LG	TD	NO.	YDS.	AVG.	LG	TD		
09/13	Dolphins												W	21-11
09/20	at Seahawks												L	30-35
09/27	Raiders												W	36-20
10/05	at Chiefs												L	10-26
10/18	Broncos												L	12-18
10/25	49ers												L	6-33
11/01	at Bills												L	21-24
11/09	at Jets												W	30-27
11/15	Ravens												W	23-17
11/22	at Texans	P	0	0	0.0	0	0	0	0	0.0	0	0	L	20-27
11/29	Cardinals	P	0	0	0.0	0	0	1	1	1.0	1	0	W	20-17
12/06	at Chargers	P	1	38	38.0	38t	1	0	0	0.0	0	0	W	45-0
12/10	at Rams	P	0	0	0.0	0	0	0	0	0.0	0	0	L	3-24
12/20	at Dolphins	P	0	0	0.0	0	0	0	0	0.0	0	0	L	12-22
12/28	Bills	P	0	0	0.0	0	0	0	0	0.0	0	0	L	9-38
01/03	Jets	P	2	14	7.0	12	0	0	0	0.0	0	0	W	28-14
<b>2020 TOTALS</b>		<b>7-0</b>	<b>3</b>	<b>52</b>	<b>17.3</b>	<b>38T</b>	<b>1</b>	<b>1</b>	<b>1</b>	<b>1.0</b>	<b>1</b>	<b>0</b>	<b>7-9</b>	

2019 GAME-BY-GAME REGULAR-SEASON STATISTICS (PATRIOTS)

DATE	OPPONENT	P/S	RECEIVING					RUSHING					W/L	SCORE
			NO.	YDS.	AVG.	LG	TD	NO.	YDS.	AVG.	LG	TD		
09/08	Steelers	P	0	0	0.0	0	0	0	0	0.0	0	0	W	33-3
09/15	at Dolphins	P	0	0	0.0	0	0	0	0	0.0	0	0	W	43-0
09/22	Jets	P	0	0	0.0	0	0	0	0	0.0	0	0	W	30-14
09/29	at Bills	P	0	0	0.0	0	0	0	0	0.0	0	0	W	16-10
10/06	at Redskins	P	0	0	0.0	0	0	0	0	0.0	0	0	W	33-7
10/10	Giants	P	2	34	17.0	29	0	0	0	0.0	0	0	W	35-14
10/21	at Jets	P	0	0	0.0	0	0	0	0	0.0	0	0	W	33-0
10/27	Browns	P	0	0	0.0	0	0	0	0	0.0	0	0	W	27-13
11/03	at Ravens												L	20-37
11/17	at Eagles												W	17-10
11/24	Cowboys												W	13-9
12/01	at Texans												L	22-28
12/08	Chiefs												L	16-23
12/15	at Bengals												W	34-13
12/21	Bills												W	24-17
12/29	Dolphins												L	24-27
<b>2019 TOTALS</b>		<b>8-0</b>	<b>2</b>	<b>34</b>	<b>17.0</b>	<b>29</b>	<b>0</b>	<b>0</b>	<b>0</b>	<b>0.0</b>	<b>0</b>	<b>0</b>	<b>12-4</b>	

2021 GAME-BY-GAME REGULAR-SEASON STATISTICS (PATRIOTS)

DATE	OPPONENT	P/S	KICKOFF RETURNS					PUNT RETURNS					W/L	SCORE	
			RET	YDS	AVG	LG	TD	NO	FC	YDS	AVG	LG			TD
09/12	Dolphins	P	1	17	17.0	17	0	3	0	20	6.7	14	0	L	16-17
09/19	at Jets	P	0	0	0.0	0	0	0	1	0	0.0	0	0	W	25-6
09/26	Saints	P	0	0	0.0	0	0	3	1	30	10.0	18	0	L	13-28
10/03	Buccaneers	P	0	0	0.0	0	0	2	0	17	8.5	11	0	L	17-19
10/10	at Texans	P	3	65	21.7	26	0	1	1	13	13.0	13	0	W	25-22
10/17	Cowboys	P	2	47	23.5	24	0	1	0	23	23.0	23	0	L	29-35+
10/24	Jets	P	2	57	28.5	31	0	2	0	30	15.0	17	0	W	54-13
10/31	at Chargers	P	1	26	26.0	26	0	4	0	80	20.0	27	0	W	27-24
11/07	at Panthers	P	1	30	30.0	30	0	2	0	35	17.5	18	0	W	24-6
11/14	Browns													W	45-7
11/18	at Falcons	P	0	0	0.0	0	0	3	1	17	5.7	17	0	W	25-0
11/28	Titans	P	3	84	28.0	37	0	2	0	23	11.5	15	0	W	36-13
12/06	at Bills	P	0	0	0.0	0	0	0	1	0	0.0	0	0	W	14-10
12/18	at Colts	P	1	20	20.0	20	0	1	1	1	1.0	1	0	L	17-27
12/26	Bills	P	2	19	9.5	17	0	0	0	0	0.0	0	0	L	21-33
01/02	Jaguars	P	1	27	27.0	27	0	0	4	0	0.0	0	0	W	50-10
01/09	at Dolphins	P	1	24	24.0	24	0	2	0	20	10.0	11	0	L	24-33
<b>2021 TOTALS</b>		<b>16-0</b>	<b>18</b>	<b>416</b>	<b>23.1</b>	<b>37</b>	<b>0</b>	<b>26</b>	<b>10</b>	<b>309</b>	<b>11.9</b>	<b>27</b>	<b>0</b>	<b>10-7</b>	

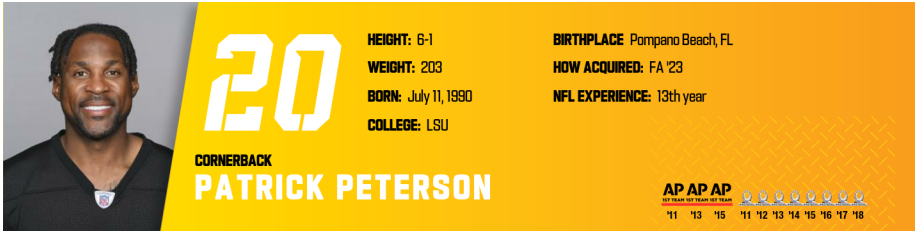
+ - Overtime

2020 GAME-BY-GAME REGULAR-SEASON STATISTICS (PATRIOTS)

DATE	OPPONENT	P/S	KICKOFF RETURNS					PUNT RETURNS					W/L	SCORE	
			RET	YDS	AVG	LG	TD	NO	FC	YDS	AVG	LG			TD
09/13	Dolphins													W	21-11
09/20	at Seahawks													L	30-35
09/27	Raiders													W	36-20
10/05	at Chiefs													L	10-26
10/18	Broncos													L	12-18
10/25	49ers													L	6-33
11/01	at Bills													L	21-24
11/09	at Jets													W	30-27
11/15	Ravens													W	23-17
11/22	at Texans	P	1	12	12.0	12	0	2	2	3	1.5	3	0	L	20-27
11/29	Cardinals	P	0	0	0.0	0	0	2	1	67	33.5	58	0	W	20-17
12/06	at Chargers	P	0	0	0.0	0	0	3	1	145	48.3	70t	1	W	45-0
12/10	at Rams	P	0	0	0.0	0	0	5	1	47	9.4	21	0	L	3-24
12/20	at Dolphins	P	0	0	0.0	0	0	2	0	16	8.0	13	0	L	12-22
12/28	Bills	P	0	0	0.0	0	0	1	0	5	5.0	5	0	L	9-38
01/03	Jets	P	1	21	21.0	21	0	3	0	36	12.0	17	0	W	28-14
<b>2020 TOTALS</b>		<b>7-0</b>	<b>2</b>	<b>33</b>	<b>16.5</b>	<b>21</b>	<b>0</b>	<b>18</b>	<b>5</b>	<b>319</b>	<b>17.7</b>	<b>70T</b>	<b>1</b>	<b>7-9</b>	

2019 GAME-BY-GAME REGULAR-SEASON STATISTICS (PATRIOTS)

DATE	OPPONENT	P/S	KICKOFF RETURNS					PUNT RETURNS					W/L	SCORE	
			RET	YDS	AVG	LG	TD	NO	FC	YDS	AVG	LG			TD
09/08	Steelers	P	0	0	0.0	0	0	2	3	35	17.5	20	0	W	33-3
09/15	at Dolphins	P	0	0	0.0	0	0	3	3	9	3.0	6	0	W	43-0
09/22	Jets	P	0	0	0.0	0	0	8	1	44	5.5	13	0	W	30-14
09/29	at Bills	P	0	0	0.0	0	0	0	1	0	0.0	0	0	W	16-10
10/06	at Redskins	P	0	0	0.0	0	0	3	5	49	16.3	19	0	W	33-7
10/10	Giants	P	0	0	0.0	0	0	1	1	10	10.0	10	0	W	35-14
10/21	at Jets	P	0	0	0.0	0	0	2	1	24	12.0	22	0	W	33-0
10/27	Browns	P	0	0	0.0	0	0	1	1	8	8.0	8	0	W	27-13
11/03	at Ravens													L	20-37
11/17	at Eagles													W	17-10
11/24	Cowboys													W	13-9
12/01	at Texans													L	22-28
12/08	Chiefs													L	16-23
12/15	at Bengals													W	34-13
12/21	Bills													W	24-17
12/29	Dolphins													L	24-27
<b>2019 TOTALS</b>		<b>8-0</b>	<b>0</b>	<b>0</b>	<b>0.0</b>	<b>0</b>	<b>0</b>	<b>20</b>	<b>16</b>	<b>179</b>	<b>9.0</b>	<b>22</b>	<b>0</b>	<b>12-4</b>	



**20**

**CORNERBACK**

**PATRICK PETERSON**

**HEIGHT:** 6-1  
**WEIGHT:** 203  
**BORN:** July 11, 1990  
**COLLEGE:** LSU

**BIRTHPLACE:** Pompano Beach, FL  
**HOW ACQUIRED:** FA '23  
**NFL EXPERIENCE:** 13th year

**AP AP AP**  
ALL TEAM OF YEAR OF TEAM

'11 '13 '15 '11 '12 '13 '14 '15 '16 '17 '18

**PRO CAREER**

- ✦ Has played in 184 games (184 starts) over his 12-year NFL career (Arizona, 2011-20; Minnesota, 2021-22)
- ✦ Has registered 607 tackles (534 solo), 111 passes defended, 34 interceptions, 15 tackles for loss, two forced fumbles, four quarterback hurries, 4.0 sacks and 12 fumble recoveries
- ✦ Was named to the Pro Bowl in eight-consecutive seasons (2011-18) and First-Team All-Pro in three seasons (2011, 2013, 2015)
- ✦ His 34 interceptions are tied with Minnesota's Harrison Smith for the most by any active player
- ✦ His 111 passes defended rank third-most by any active player
- ✦ His 28 regular-season interceptions for Arizona rank sixth-most in Cardinals history
- ✦ Named to the 2010s All-Decade Team by the Pro Football Hall of Fame's 48-member selection committee
- ✦ Has at least one interception each of his 11 seasons, the NFL's second-longest active streak
- ✦ Has played in at least 16 regular-season games in 10 of his 12 years in the League
- ✦ Five-time team captain (2013, 2015-18)
- ✦ Named Arizona's Walter Payton NFL Man of the Year nominee in 2015 and 2017
- ✦ Arizona's recipient of the 2016 Ed Block Courage Award
- ✦ Nominated for the 2017 Art Rooney Sportsmanship Award
- ✦ Made NFL and starting debut in Week 1 of 2011 (vs. Carolina)

**2022 (VIKINGS)**

- ✦ Played in and started all 17 regular-season games
- ✦ Registered 66 tackles (56 solo), five INTs and three TFL
- ✦ His five INTs were his second-most in a single season and the most he's recorded in a single season since 2012
- ✦ Only player in the League with 15 or more PD, five INTs and three TFL
- ✦ Recorded the third blocked field goal of his career in Week 2 at Philadelphia
- ✦ Tallied his 100th career pass defended in Week 4 vs. New Orleans
- ✦ Tied a single-game career-high for PD (three) in Weeks 6 and 8, marking eight times in his career where he has recorded at least three PD in a game
- ✦ Recorded a career-high 10 PD through the first seven games of the season
- ✦ Finished Week 10 at Buffalo with four tackles, two INTs and two PD, the third game in his career with multiple INTs
- ✦ Recorded a career-high two TFL in Week 11 vs. Dallas

**2021 (VIKINGS)**

- ✦ Played in and started 13 games
- ✦ Finished with 45 tackles (34 solo), five PD, two TFL and one INT returned for a TD
- ✦ Spent Weeks 7 through 10 on injured reserve
- ✦ Missed Week 13 on the Reserve/COVID-19 list
- ✦ Returned an interception 66 yards for a touchdown in Week 18 vs. Chicago to mark his 11th-consecutive season with an INT and the 29th pick-six of his career

**2020 (CARDINALS)**

- ✦ Started all 16 regular-season games
- ✦ Recording 61 tackles (52 solo), 8 PD and 3 INTs

**2019 (CARDINALS)**

- ✦ Played in and started 10 regular-season games after being activated in Week 7
- ✦ Totaled 53 tackles, three TFL, 1.0 sack, two INTs, seven PBUs and a FF
- ✦ Earned NFC Defensive Player of the Week honors in Week 15 vs. Cleveland after intercepting a QB Baker Mayfield pass in the end zone and allowing just five receptions for 38 yards and a 15.3 passer rating on 12 targets with three tackles and one TFL

**2018 (CARDINALS)**

- ✦ Started all 16 games for the eighth-straight year
- ✦ Recorded 51 tackles, two TFL, 1.0 sack, two INTs, five PD and one FR
- ✦ Selected as a team captain for the fourth consecutive season (fifth time in his career)
- ✦ Became the first player in franchise history selected to the Pro Bowl in each of his opening eight NFL seasons, joining HOFers Jim Brown and Barry Sanders as the only players in NFL history named to eight Pro Bowls before their 29th birthday
- ✦ Played the second-most snaps (1,107) among NFL CBs and allowed just 364 receiving yards and two TDs on 30 receptions, the fewest catches allowed among CBs who played at least 80 percent of defensive snaps, according to Pro Football Focus

**2017 (CARDINALS)**

- ✦ Started all 16 games for the seventh consecutive year
- ✦ Totaled 33 tackles, one INT, nine PD and one FR for the NFL's sixth-ranked defense
- ✦ Selected as a team captain for the third straight season (fourth time in his career)
- ✦ Earned seventh consecutive Pro Bowl selection and sixth straight as a CB, joining HOF RBs Jim Brown and Barry Sanders as the only players in NFL history to be named to the Pro Bowl eight times before their 28th birthday
- ✦ Selected as Cardinals nominee for the 2017 Art Rooney Sportsmanship Award and the Arizona Cardinals' Walter Payton NFL Man of the Year for the second time (2015)
- ✦ Faced the fewest targets (60) and allowed the fewest receptions (28) among CBs with 500-plus snaps in 2017, according to PFF

2016 (CARDINALS)

- ✦ Started all 16 games for the sixth consecutive year since being drafted
- ✦ Recorded 46 tackles, three INTs, and eight PD
- ✦ Voted a team captain for the third time overall and second straight season
- ✦ Earned sixth consecutive Pro Bowl and fifth straight at CB
- ✦ Joined Hall of Fame HB Ollie Matson as only players in franchise history selected to the Pro Bowl each of their first six NFL seasons
- ✦ Became fifth player in Cardinals history to be selected to six-straight Pro Bowls
- ✦ Selected as Cardinals Ed Block Courage Award Winner for his battle with diabetes

2015 (CARDINALS)

- ✦ Started every game for the fifth-straight season
- ✦ Notched 35 tackles, two INTs, 10 PD and one FF
- ✦ Added three tackles, one INT and one PD in two playoff games
- ✦ Selected as a team captain for the second time in his career (2013)
- ✦ Named the Arizona Cardinals' Walter Payton NFL Man of the Year
- ✦ Selected to fifth consecutive Pro Bowl (fourth-straight at CB); joined Hall of Famer Ollie Matson as only players in franchise history to earn Pro Bowls in each of their first five NFL seasons
- ✦ A First-Team AP All-Pro selection, his third career All-Pro honor (2011 at KR, 2013 at CB), and earned PFWA All-NFL honors
- ✦ Led the team with five solo tackles and added one PD and his first career forced fumble at St. Louis in Week 13
- ✦ Had three tackles, an INT that he returned 72 yards and one PD in the NFC Championship Game at Carolina

2014 (CARDINALS)

- ✦ Started all 16 games for the fourth consecutive season
- ✦ Totaled 46 tackles, three INTs, eight PD, 1.0 sack and one QB hit
- ✦ His three INTs tied for second on the team
- ✦ Earned fourth-straight Pro Bowl selection overall and third at CB
- ✦ Recorded two INTs in the fourth quarter on back-to-back possessions vs. St. Louis (11/9), returning the second one 30 yards for his first career INT return TD, marking his second career multi-INT game
- ✦ Became the sixth player in franchise history with multiple INTs in each of his first four seasons
- ✦ Added two tackles and one PD to be named NFC Defensive Player of the Week for the second time in his career

2013 (CARDINALS)

- ✦ Started all 16 games for the third straight season
- ✦ Chosen by his teammates as a team captain for the first time in his career
- ✦ Selected to the Pro Bowl for third straight year and was named First-Team AP All-Pro at CB, his second career All-Pro honor after being named as a kick returner in 2011
- ✦ Tied for second on the team with three INTs
- ✦ Recorded a team-leading and career-high 30 passes defended
- ✦ Served as team's top punt returner
- ✦ Also saw action on offense throughout the season, catching six passes for 54 yards, running for 21 yards on four carries and completing a 17-yard pass
- ✦ Caught a 17-yard pass and completed a 17-yard pass to WR Kerry Taylor in Week 2 vs. Detroit, making him the first NFL defender to catch a pass and complete a pass in the same game since the 1970 merger

2012 (CARDINALS)

- ✦ Started all 16 games for the second straight season
- ✦ Led the team and finished fourth in the NFL with seven INTs
- ✦ Selected to the Pro Bowl as a CB, joining Hall of Famer Rod Woodson as the only players in NFL history to be named to the Pro Bowl as both a defender and kick returner
- ✦ Totaled 59 tackles, a team-high 17 PD and one FR
- ✦ Added on 51 punt returns for 426 yards (8.4 avg.), three catches for 11 yards and two carries for 13 yards on offense
- ✦ Recovered a fumble by WR Legeedu Naanee and returned it 60 yards in the fourth quarter vs. Miami in Week 4, the first fumble recovery of his career
- ✦ Recorded an INT in his fourth-straight game vs. Detroit in Week 15, picking off QB Matthew Stafford in the second quarter to set up a go-ahead TD to become the first Cardinals player with an INT in four straight games since Aeneas Williams in 1994

2011 (CARDINALS)

- ✦ Started all 16 games at CB and had a record-setting season returning punts, with four TDs and 699 yards on 44 returns
- ✦ Tied the NFL single-season record and set the franchise all-time record with four punt return TDs
- ✦ Established an NFL rookie record with 699 punt return yards, which is also a franchise single-season record and ranks as the second highest single-season total in NFL history (Desmond Howard, 875, 1996)
- ✦ Led the league with four punt-return TDs and 699 yards and ranked second with a 15.9 average
- ✦ Selected to the Pro Bowl as a kick returner, becoming the 1st Cardinals rookie since Anquan Boldin (2003) to earn Pro Bowl honors; joined Johnny Bailey (1992) and Vai Sikahema (1986-87) as the only players in franchise history to be named to the Pro Bowl as a kick returner
- ✦ Named to the AP All-Pro team as a kick returner, the only rookie named to the team
- ✦ Blocked two FGs, helping the Cardinals lead the NFL with five blocked FGs on the season

TRANSACTIONS

- ✦ Signed a two-year contract with Pittsburgh on March 13, 2023
- ✦ Signed a one-year contract with Minnesota on March 30, 2022
- ✦ Signed a one-year contract with Minnesota on March 17, 2021
- ✦ Signed a five-year extension with Arizona on July 30, 2014
- ✦ Arizona exercised their fifth-year option on April 21, 2014
- ✦ Signed a four-year contract with Arizona on July 30, 2011
- ✦ Drafted by Arizona in the first round (fifth overall) of the 2011 NFL Draft

COLLEGE

- † Played in 39 games (30 starts) as a three-year starter at LSU (2008-10)
- † Finished with 135 tackles, 22 pass breakups, seven interceptions, three tackles for loss, two quarterback hits, one forced fumble and one fumble recovery
- † Scored touchdowns three different ways during his LSU career: punt return (two), interception and return of a blocked field goal
- † One of the nation's most decorated collegiate players in 2010, winning both the Bednarik Award (nation's top defender) and the Thorpe Award (nation's top defensive back) as well as a unanimous First Team All-American selection
- † First LSU player to win either award and the first defensive back to win the Bednarik Award since Michigan's Charles Woodson in 1997
- † Earned SEC Defensive Player of the Year and Special Teams Player of the Year honors from the league's coaches in 2010
- † Doubled as a return specialist for the Tigers in 2010, ranking first in the SEC and fourth in the nation in punt returns with a 16.1 average and led the league and ranked ninth in the country in kickoff returns with a 29.1 average
- † Established school records with 32 kickoff returns for 932 yards, ranking first in the SEC and ninth in the country with an average of 29.1 yards per return in 2010
- † His 932 kick-return yards ranked as the fifth-best total in SEC history and shattered the previous school record of 618 yards

PERSONAL

- † Attended Blanche Ely High School (FL)
- † Named the USA Today Defensive Player of the Year as a senior in 2007, as well as being named to the Parade All-America team and the USA Today All-America Team
- † Played in the U.S. Army All-American Bowl and was one of six finalists for the U.S. Army Player of the Year Award
- † Totaled 21 tackles and five interceptions as a senior, adding 733 yards rushing and 11 touchdowns on offense
- † As a junior, earned All-Broward County first-team and 5A All-State second-team honors after totaling seven interceptions and 37 tackles
- † Scored six touchdowns as a junior, three on kickoff returns, two as a receiver and one on the ground
- † Rushed for 21.3 yards on just 10 carries as a running back
- † Cousin of former NFL CB Bryant McFadden, CB Walter McFadden, WR Santana Moss and WR Sinorice Moss

COMMUNITY

- † Established the Patrick Peterson Foundation for Success in 2013, which aims to provide low-income and inner-city youth with opportunities and resources to reach their full potential
- † Two-time Walter Payton Man of the Year with the Arizona Cardinals (2015, 2017)
- † Nominated for the 2017 Art Rooney Sportsmanship Award
- † Arizona's recipient of the 2016 Ed Block Courage Award
- † Launched the foundation's signature program, "Patrick's Corner," a literacy program that has placed 14 libraries in schools and inner-city community centers
- † Donated \$1 million to LSU's weight room that is now named after him
- † Launched the "Pick Up a Book" initiative within the Phoenix community, designed to bring families, schools and communities together to support children's literacy development
- † In 2020, kicked off his "P2 Tuesdays" to help fight hunger and homelessness in the Phoenix community through a year-long meal distribution program set out to feed more than 400 people in the Greater-Phoenix area
- † Expanded upon the foundation's signature program through a community partnership with Arizona non-profit Furnishing Dignity, implementing mini Patrick's Corners into the homes of families who need furnishings and other essential household items
- † Visited Haiti in 2017 with his wife, Antonique, as guests of Mission of Hope to visit schools, help children read and write and play soccer and kickball
- † Hosts an annual "Shop with a Jock" event at Walmart for 50 low-income and at-risk inner-city families
- † Hosts an annual Celebrity Golf Tournament to raise funds for his foundation
- † Joined forces with Tyrann Mathieu to purchase school supplies and clothing for 700 children, including 100 kids from the Boys & Girls Club of Baton Rouge, after floods ravaged Louisiana in 2016
- † Helped raise more than \$40,000 for the Baton Rouge Area Foundation
- † Hosts an annual "Thanksgiving Giveaway" where he partners with the United Food Bank of Arizona to provide Thanksgiving meals to 221 Arizona families in need

REGULAR SEASON COMPARISON: DEFENSIVE - SAN FRANCISCO 49ERS

DATE	OPP	W/L	GP/GS	TACKLES					YDS.	INT	TFL	PD	QBH	TD	MISC	
				TOT	SOLO	ASST	SACK	FF							FR	
11/20/11	ARZ @ SF	L	S	4	4	0	0.0	0.0	0	0	0	0	0	0	0	0
12/11/11	ARZ vs. SF	W	S	5	5	0	1.0	4.0	0	1	0	1	0	0	0	0
10/29/12	ARZ vs. SF	L	S	3	3	0	0.0	0.0	0	1	0	0	0	0	0	0
12/30/12	ARZ @ SF	L	S	2	2	0	0.0	0.0	0	0	2	0	0	0	0	0
10/13/13	ARZ @ SF	L	S	3	3	0	0.0	0.0	0	0	2	0	0	0	0	0
12/29/13	ARZ vs. SF	L	S	2	1	1	0.0	0.0	0	0	0	0	0	0	0	0
9/21/14	ARZ vs. SF	W	S	2	2	0	0.0	0.0	0	0	1	0	0	0	0	0
12/28/14	ARZ @ SF	L	S	2	2	0	0.0	0.0	0	0	0	0	0	0	0	0
11/29/15	ARZ @ SF	W	S	0	0	0	0.0	0.0	0	0	1	0	0	0	0	0
10/6/16	ARZ @ SF	W	S	1	0	1	0.0	0.0	0	0	0	0	0	0	0	0
11/13/16	ARZ vs. SF	W	S	4	4	0	0.0	0.0	0	0	0	0	0	0	0	0
10/1/17	ARZ vs. SF	W	S	4	3	1	0.0	0.0	0	1	0	0	0	0	0	0
11/5/17	ARZ @ SF	W	S	0	0	0	0.0	0.0	0	0	1	0	0	0	0	1
10/7/18	ARZ @ SF	W	S	7	5	2	0.0	0.0	0	1	0	0	0	0	0	1
10/28/18	ARZ vs. SF	W	S	0	0	0	0.0	0.0	0	0	1	0	0	0	0	0
10/31/19	ARZ vs. SF	L	S	3	2	1	0.0	0.0	0	0	0	0	0	0	0	0
11/17/19	ARZ @ SF	L	S	4	4	0	0.0	0.0	0	0	1	0	0	0	0	0
9/13/20	ARZ @ SF	W	S	0	0	0	0.0	0.0	0	0	1	0	0	0	0	0
12/26/20	ARZ vs. SF	L	S	3	2	1	0.0	0.0	0	0	0	0	0	0	0	0
11/28/21	MIN @ SF	L	S	5	5	0	0.0	0.0	0	1	0	0	0	0	0	0
TOTALS			10/10	20/20	54	47	7	1.0	4.0	0	4	11	1	0	0	2



PATRICK PETERSON'S NFL REGULAR SEASON DEFENSIVE STATISTICS

DATE	TEAM	GP	GS	TACKLES							INTERCEPTIONS				O. FUMB			ST			MISC						
				TK	S	A	TFL	YDS	SK	YDS	QBH	NO	YDS	LG	TD	PD	FF	FR	TD	YDS	TK	S	A	FF	FR	S	A
2011	Cardinals	16	16	64	59	5	1	0	1.0	4.0	1	2	1	1	0	13	0	1	0	0	0	0	0	0	1	0	0
2012	Cardinals	16	16	55	52	3	2	0	0.0	0.0	0	7	64	31	0	16	0	1	0	60	0	0	0	0	4	0	0
2013	Cardinals	16	16	42	40	2	0	0	0.0	0.0	0	3	59	43	0	13	0	0	0	0	0	0	0	2	0	0	
2014	Cardinals	16	16	50	43	7	0	0	1.0	0.0	1	3	30	30†	1	7	0	0	0	0	0	0	0	0	0	0	
2015	Cardinals	16	16	33	33	0	1	1	0.0	0.0	0	2	41	40	0	8	1	0	0	2	2	0	0	0	0	0	
2016	Cardinals	16	16	50	44	6	1	1	0.0	0.0	0	3	27	25	0	6	0	0	0	1	1	0	0	1	0	0	
2017	Cardinals	16	16	34	30	4	0	0	0.0	0.0	0	1	22	22	0	8	0	1	0	47	0	0	0	0	0	0	
2018	Cardinals	16	16	54	45	9	2	4	1.0	0.0	1	2	0	0	0	5	0	1	0	0	0	0	0	0	0	0	
2019	Cardinals	10	10	53	46	7	3	29	1.0	13.0	1	2	0	0	0	7	1	0	0	0	0	0	0	0	0	0	
2020	Cardinals	16	16	61	52	9	0	0	0.0	0.0	0	3	7	7	0	8	0	0	0	0	0	0	0	0	0	0	
2021	Vikings	13	13	45	34	11	2	3	0.0	0.0	0	1	66	66†	1	5	0	0	0	0	0	0	0	0	0	0	
2022	Vikings	17	17	66	56	10	3	6	0.0	0.0	0	5	92	39	0	15	0	0	0	0	0	0	0	0	0	0	
NFL TOTALS		184	184	607	534	73	15	44	4.0	17.0	4	34	409	66†	2	111	2	4	0	156	3	3	0	0	8	0	

PATRICK PETERSON'S NFL POSTSEASON DEFENSIVE STATISTICS

DATE	TEAM	GP	GS	TACKLES							INTERCEPTIONS				O. FUMB			ST			MISC					
				TK	S	A	TFL	YDS	SK	YDS	QBH	NO	YDS	LG	TD	PD	FF	FR	TD	YDS	TK	S	A	FF	FR	S
2014	Cardinals	1	1	4	4	0	0	0	0.0	0.0	0	0	0	0	0	0	0	0	0	0	0	0	0	0	0	0
2015	Cardinals	2	2	5	4	1	0	0	0.0	0.0	0	1	72	72	0	1	0	0	0	0	0	0	0	0	0	0
2022	Vikings	1	1	5	5	0	0	0	0.0	0.0	0	0	0	0	0	0	0	0	0	0	0	0	0	0	0	0
NFL TOTALS		4	4	14	13	1	0	0	0.0	0.0	0	1	72	72	0	1	0	0	0	0	0	0	0	0	0	0

SINGLE-GAME HIGHS: DEFENSIVE

- Total Tackles: 8 at Dallas Cowboys, Oct 19, 2020; 8 vs. Los Angeles Rams, Dec 01, 2019; ...3 more at 8.
- Solo Tackles: 8 vs. Kansas City Chiefs, Dec 07, 2014; 7 at Dallas Cowboys, Oct 19, 2020; ...6 more at 7.
- Sacks: 1.0 at New York Giants, Oct 20, 2019; 1.0 vs. Washington Redskins, Sep 09, 2018; ...2 more at 1.0.
- Passes Defensed: 5 at Tampa Bay Buccaneers, Sep 29, 2013; 4 vs. Houston Texans, Nov 10, 2013; ...2 more at 4.
- Forced Fumbles: 1 at New York Giants, Oct 20, 2019; 1 at St. Louis Rams, Dec 06, 2015.
- Fumble Recoveries: 1 at San Francisco 49ers, Oct 07, 2018; 1 at San Francisco 49ers, Nov 05, 2017; ...48 more at 1.
- Tackles For Loss: 2 vs. Dallas Cowboys, Nov 20, 2022; 1 at Philadelphia Eagles, Sep 19, 2022; ...11 more at 1.
- Interceptions: 2 at Buffalo Bills, Nov 13, 2022; 2 vs. St. Louis Rams, Nov 09, 2014; ...1 more at 2.
- Interception Return Yards: 66 vs. Chicago Bears, Jan 09, 2022; 46 at Buffalo Bills, Nov 13, 2022.
- Special Teams Tackles: 1 at Los Angeles Rams, Jan 01, 2017; 1 vs. Green Bay Packers, Dec 27, 2015; ...1 more at 1.
- Special Teams Fumble Recoveries: 3 vs. Miami Dolphins, Sep 30, 2012; 1 at Los Angeles Rams, Jan 01, 2017; ...4 more at 1.
- Longest Opp Fumble Return: 60 vs. Miami Dolphins, Sep 30, 2012; 49 at San Francisco 49ers, Oct 07, 2018.

SINGLE-GAME HIGHS - POSTSEASON: DEFENSIVE

- Total Tackles: 4 at Carolina Panthers, Jan 03, 2015; 3 at Carolina Panthers, Jan 24, 2016.
- Solo Tackles: 4 at Carolina Panthers, Jan 03, 2015; 3 at Carolina Panthers, Jan 24, 2016.
- Passes Defensed: 1 at Carolina Panthers, Jan 24, 2016.
- Interceptions: 1 at Carolina Panthers, Jan 24, 2016.
- Interception Return Yards: 72 at Carolina Panthers, Jan 24, 2016.

2022 GAME-BY-GAME REGULAR-SEASON STATISTICS (VIKINGS)

DATE	OPPONENT	P/S	TACKLES							INTERCEPTIONS				O. FUMB			ST			MISC		W/L	SCORE			
			TK	S	A	SK	YDS	TFL	YDS	QBH	NO	YDS	LG	TD	PD	FF	FR	TD	YDS	TK	S			A	FF	FR
09/11	Packers	S	6	4	2	0.0	0.0	0	0	0	0	0	0	0	0	0	0	0	0	0	0	0	0	0	W	23-7
09/19	at Eagles	S	3	3	0	0.0	0.0	1	1	0	0	0	0	0	0	0	0	0	0	0	0	0	0	0	L	7-24
09/25	Lions	S	5	5	0	0.0	0.0	0	0	0	0	0	0	0	2	0	0	0	0	0	0	0	0	0	W	28-24
10/02	at Saints	S	3	2	1	0.0	0.0	0	0	0	0	0	0	0	2	0	0	0	0	0	0	0	0	0	W	28-25
10/09	Bears	S	4	4	0	0.0	0.0	0	0	0	0	0	0	0	0	0	0	0	0	0	0	0	0	0	W	29-22
10/16	at Dolphins	S	4	3	1	0.0	0.0	0	0	0	0	1	6	6	3	0	0	0	0	0	0	0	0	0	W	24-16
10/30	Cardinals	S	4	4	0	0.0	0.0	0	0	0	0	0	0	0	3	0	0	0	0	0	0	0	0	0	W	34-26
11/06	at Commanders	S	1	1	0	0.0	0.0	0	0	0	0	0	0	0	0	0	0	0	0	0	0	0	0	0	W	20-17
11/13	at Bills	S	4	3	1	0.0	0.0	0	0	0	0	2	46	39	0	2	0	0	0	0	0	0	0	0	W	33-30+
11/20	Cowboys	S	5	5	0	0.0	0.0	2	5	0	0	0	0	0	0	0	0	0	0	0	0	0	0	0	L	3-40
11/24	Patriots	S	3	2	1	0.0	0.0	0	0	0	0	0	0	0	0	0	0	0	0	0	0	0	0	0	W	33-26
12/04	Jets	S	3	2	1	0.0	0.0	0	0	0	0	0	1	1	0	0	0	0	0	0	0	0	0	0	W	27-22
12/11	at Lions	S	5	5	0	0.0	0.0	0	0	0	0	0	0	0	0	0	0	0	0	0	0	0	0	0	L	23-34
12/17	Colts	S	4	3	1	0.0	0.0	0	0	0	0	0	0	0	1	0	0	0	0	0	0	0	0	0	W	39-36+
12/24	Giants	S	4	4	0	0.0	0.0	0	0	0	0	1	11	11	0	1	0	0	0	0	0	0	0	0	W	27-24
01/01	at Packers	S	6	4	2	0.0	0.0	0	0	0	0	0	0	0	0	0	0	0	0	0	0	0	0	0	L	17-41
01/08	at Bears	S	2	2	0	0.0	0.0	0	0	0	0	1	28	28	0	1	0	0	0	0	0	0	0	0	W	29-13
2022 TOTALS		17-17	66	56	10	0.0	0.0	3	6	0	5	92	39	0	15	0	0	0	0	0	0	0	0	0	13-4	

+/- Overtime

2021 GAME-BY-GAME REGULAR-SEASON STATISTICS (VIKINGS)

DATE	OPPONENT	P/S	TACKLES							INTERCEPTIONS					O. FUMB			ST				MISC		W/L	SCORE			
			TK	S	A	SK	YDS	TFL	YDS	QBH	NO	YDS	LG	TD	PD	FF	FR	TD	YDS	TK	S	A	FF			FR	S	A
09/12	at Bengals	S	1	1	0	0.0	0.0	0	0	0	0	0	0	0	0	0	0	0	0	0	0	0	0	0	0	L	24-27+	
09/19	at Cardinals	S	2	1	1	0.0	0.0	0	0	0	0	0	0	0	0	0	0	0	0	0	0	0	0	0	0	L	33-34	
09/26	Seahawks	S	2	1	1	0.0	0.0	0	0	0	0	0	0	0	0	0	0	0	0	0	0	0	0	0	0	W	30-17	
10/03	Browns	S	2	2	0	0.0	0.0	0	0	0	0	0	0	0	0	0	0	0	0	0	0	0	0	0	0	L	7-14	
10/10	Lions	S	3	1	2	0.0	0.0	0	0	0	0	0	0	0	0	0	0	0	0	0	0	0	0	0	0	W	19-17	
10/17	at Panthers	S	3	2	1	0.0	0.0	1	0	0	0	0	0	0	0	0	0	0	0	0	0	0	0	0	0	W	34-28+	
10/31	Cowboys		DID NOT PLAY																								L	16-20
11/07	at Ravens		DID NOT PLAY																								L	31-34+
11/14	at Chargers		DID NOT PLAY																								W	27-20
11/21	Packers		INJURED RESERVE																								W	34-31
11/28	at 49ers		INJURED RESERVE																								L	26-34
12/05	at Lions		INJURED RESERVE																								L	27-29
12/09	Steelers	S	5	3	2	0.0	0.0	0	0	0	0	0	0	0	0	0	0	0	0	0	0	0	0	0	0	W	36-28	
12/20	at Bears	S	6	5	1	0.0	0.0	0	0	0	0	0	0	0	0	0	0	0	0	0	0	0	0	0	0	W	17-9	
12/26	Rams	S	2	1	1	0.0	0.0	0	0	0	0	0	0	0	0	0	0	0	0	0	0	0	0	0	0	L	23-30	
01/02	at Packers	S	4	3	1	0.0	0.0	0	0	0	0	0	0	0	0	0	0	0	0	0	0	0	0	0	0	L	10-37	
01/09	Bears	S	7	6	1	0.0	0.0	0	0	0	1	66	66	1	1	0	0	0	0	0	0	0	0	0	0	0	W	31-17
2021 TOTALS		11-11	37	26	11	0.0	0.0	1	0	0	1	66	66	1	5	0	0	0	0	0	0	0	0	0	0	0	8-9	

+ - Overtime

2020 GAME-BY-GAME REGULAR-SEASON STATISTICS (CARDINALS)

DATE	OPPONENT	P/S	TACKLES							INTERCEPTIONS					O. FUMB			ST				MISC		W/L	SCORE			
			TK	S	A	SK	YDS	TFL	YDS	QBH	NO	YDS	LG	TD	PD	FF	FR	TD	YDS	TK	S	A	FF			FR	S	A
09/13	at 49ers	S	0	0	0	0.0	0.0	0	0	0	0	0	0	0	1	0	0	0	0	0	0	0	0	0	0	0	W	24-20
09/20	Football Team	S	1	1	0	0.0	0.0	0	0	0	0	0	0	0	0	0	0	0	0	0	0	0	0	0	0	0	W	30-15
09/27	Lions	S	1	1	0	0.0	0.0	0	0	0	0	0	0	0	0	0	0	0	0	0	0	0	0	0	0	L	23-26	
10/04	at Panthers	S	5	5	0	0.0	0.0	0	0	0	1	0	0	0	1	0	0	0	0	0	0	0	0	0	0	L	21-31	
10/11	at Jets	S	3	3	0	0.0	0.0	0	0	0	0	0	0	0	0	0	0	0	0	0	0	0	0	0	0	W	30-10	
10/19	at Cowboys	S	8	7	1	0.0	0.0	0	0	0	0	0	0	0	0	0	0	0	0	0	0	0	0	0	0	W	38-10	
10/25	Seahawks	S	4	3	1	0.0	0.0	0	0	0	1	0	0	0	2	0	0	0	0	0	0	0	0	0	0	W	37-34+	
11/08	Dolphins	S	6	6	0	0.0	0.0	0	0	0	0	0	0	0	0	0	0	0	0	0	0	0	0	0	0	L	31-34	
11/15	Bills	S	2	2	0	0.0	0.0	0	0	0	1	7	7	0	2	0	0	0	0	0	0	0	0	0	0	W	32-30	
11/19	at Seahawks	S	5	3	2	0.0	0.0	0	0	0	0	0	0	0	0	0	0	0	0	0	0	0	0	0	0	L	21-28	
11/29	at Patriots	S	5	4	1	0.0	0.0	0	0	0	0	0	0	0	0	0	0	0	0	0	0	0	0	0	0	L	17-20	
12/06	Rams	S	5	4	1	0.0	0.0	0	0	0	0	0	0	0	0	0	0	0	0	0	0	0	0	0	0	L	28-38	
12/13	at Giants	S	3	2	1	0.0	0.0	0	0	0	0	0	0	0	1	0	0	0	0	0	0	0	0	0	0	W	26-7	
12/20	Eagles	S	6	6	0	0.0	0.0	0	0	0	0	0	0	0	1	0	0	0	0	0	0	0	0	0	0	W	33-26	
12/26	49ers	S	3	2	1	0.0	0.0	0	0	0	0	0	0	0	0	0	0	0	0	0	0	0	0	0	0	L	12-20	
01/03	at Rams	S	4	3	1	0.0	0.0	0	0	0	0	0	0	0	0	0	0	0	0	0	0	0	0	0	0	L	7-18	
2020 TOTALS		16-16	61	52	9	0.0	0.0	0	0	0	3	7	7	0	8	0	0	0	0	0	0	0	0	0	0	0	8-8	

+ - Overtime

2019 GAME-BY-GAME REGULAR-SEASON STATISTICS (CARDINALS)

DATE	OPPONENT	P/S	TACKLES							INTERCEPTIONS					O. FUMB			ST				MISC		W/L	SCORE			
			TK	S	A	SK	YDS	TFL	YDS	QBH	NO	YDS	LG	TD	PD	FF	FR	TD	YDS	TK	S	A	FF			FR	S	A
09/08	Lions		RESERVE/LEAGUE SUSP.																								T	27-27+
09/15	at Ravens		RESERVE/LEAGUE SUSP.																								L	17-23
09/22	Panthers		RESERVE/LEAGUE SUSP.																								L	20-38
09/29	Seahawks		RESERVE/LEAGUE SUSP.																								L	10-27
10/06	at Bengals		RESERVE/LEAGUE SUSP.																								W	26-23
10/13	Falcons		RESERVE/LEAGUE SUSP.																								W	34-33
10/20	at Giants	S	7	7	0	1.0	13.0	0	0	1	0	0	0	0	0	1	0	0	0	0	0	0	0	0	0	0	W	27-21
10/27	at Saints	S	6	5	1	0.0	0.0	0	0	0	1	0	0	0	1	0	0	0	0	0	0	0	0	0	0	0	L	9-31
10/31	49ers	S	3	2	1	0.0	0.0	0	0	0	0	0	0	0	0	0	0	0	0	0	0	0	0	0	0	L	25-28	
11/10	at Buccaneers	S	3	3	0	0.0	0.0	0	0	0	0	0	0	0	0	0	0	0	0	0	0	0	0	0	0	L	27-30	
11/17	at 49ers	S	4	4	0	0.0	0.0	0	0	0	0	0	0	0	1	0	0	0	0	0	0	0	0	0	0	L	26-36	
12/01	Rams	S	8	5	3	0.0	0.0	1	10	0	0	0	0	0	0	0	0	0	0	0	0	0	0	0	0	L	7-34	
12/08	Steelers	S	5	4	1	0.0	0.0	0	0	0	0	0	0	0	0	0	0	0	0	0	0	0	0	0	0	L	17-23	
12/15	Browns	S	7	7	0	0.0	0.0	0	0	0	1	0	0	0	3	0	0	0	0	0	0	0	0	0	0	W	38-24	
12/22	at Seahawks	S	3	3	0	0.0	0.0	1	18	0	0	0	0	0	0	0	0	0	0	0	0	0	0	0	0	W	27-13	
12/29	at Rams	S	7	6	1	0.0	0.0	1	1	0	0	0	0	0	2	0	0	0	0	0	0	0	0	0	0	L	24-31	
2019 TOTALS		10-10	53	46	7	1.0	13.0	3	29	1	2	0	0	0	7	1	0	0	0	0	0	0	0	0	0	0	5-10-1	

+ - Overtime

2018 GAME-BY-GAME REGULAR-SEASON STATISTICS (CARDINALS)

DATE	OPPONENT	P/S	TACKLES							INTERCEPTIONS				O. FUMB			ST			MISC		W/L	SCORE				
			TK	S	A	SK	YDS	TFL	YDS	QBH	NO	YDS	LG	TD	PD	FF	FR	TD	YDS	TK	S			A	FF	FR	S
09/09	Redskins	S	1	1	0	1.0	0.0	0	0	1	0	0	0	0	0	0	0	0	0	0	0	0	0	0	0	L	6-24
09/16	at Rams	S	8	6	2	0.0	0.0	1	4	0	1	0	0	0	1	0	0	0	0	0	0	0	0	0	0	L	0-34
09/23	Bears	S	3	3	0	0.0	0.0	0	0	0	0	0	0	0	1	0	0	0	0	0	0	0	0	0	0	L	14-16
09/30	Seahawks	S	5	5	0	0.0	0.0	0	0	0	0	0	0	0	0	0	0	0	0	0	0	0	0	0	0	L	17-20
10/07	at 49ers	S	7	5	2	0.0	0.0	1	0	0	0	0	0	0	0	1	0	0	0	0	0	0	0	0	0	W	28-18
10/14	at Vikings	S	5	3	2	0.0	0.0	0	0	0	0	0	0	0	0	0	0	0	0	0	0	0	0	0	0	L	17-27
10/18	Broncos	S	6	6	0	0.0	0.0	0	0	0	1	0	0	0	0	1	0	0	0	0	0	0	0	0	0	L	10-45
10/28	49ers	S	0	0	0	0.0	0.0	0	0	0	0	0	0	0	1	0	0	0	0	0	0	0	0	0	0	W	18-15
11/11	at Chiefs	S	4	4	0	0.0	0.0	0	0	0	0	0	0	0	0	0	0	0	0	0	0	0	0	0	0	L	14-26
11/18	Raiders	S	2	2	0	0.0	0.0	0	0	0	0	0	0	0	1	0	0	0	0	0	0	0	0	0	0	L	21-23
11/25	at Chargers	S	3	1	2	0.0	0.0	0	0	0	0	0	0	0	0	0	0	0	0	0	0	0	0	0	0	L	10-45
12/02	at Packers	S	1	1	0	0.0	0.0	0	0	0	0	0	0	0	0	0	0	0	0	0	0	0	0	0	0	W	20-17
12/09	Lions	S	2	2	0	0.0	0.0	0	0	0	0	0	0	0	0	0	0	0	0	0	0	0	0	0	0	L	3-17
12/16	at Falcons	S	3	3	0	0.0	0.0	0	0	0	0	0	0	0	0	0	0	0	0	0	0	0	0	0	0	L	14-40
12/23	Rams	S	3	3	0	0.0	0.0	0	0	0	0	0	0	0	0	0	0	0	0	0	0	0	0	0	0	L	9-31
12/30	at Seahawks	S	1	0	1	0.0	0.0	0	0	0	0	0	0	0	0	0	0	0	0	0	0	0	0	0	0	L	24-27
2018 TOTALS		16-16	54	45	9	1.0	0.0	2	4	1	2	0	0	0	5	0	1	0	49	0	0	0	0	0	0	3-13	

2017 GAME-BY-GAME REGULAR-SEASON STATISTICS (CARDINALS)

DATE	OPPONENT	P/S	TACKLES							INTERCEPTIONS				O. FUMB			ST			MISC		W/L	SCORE				
			TK	S	A	SK	YDS	TFL	YDS	QBH	NO	YDS	LG	TD	PD	FF	FR	TD	YDS	TK	S			A	FF	FR	S
09/10	at Lions	S	1	0	1	0.0	0.0	0	0	0	0	0	0	0	1	0	0	0	0	0	0	0	0	0	0	L	23-35
09/17	at Colts	S	3	3	0	0.0	0.0	0	0	0	0	0	0	0	0	0	0	0	0	0	0	0	0	0	0	W	16-13+
09/25	Cowboys	S	2	2	0	0.0	0.0	0	0	0	0	0	0	0	0	0	0	0	0	0	0	0	0	0	0	L	17-28
10/01	49ers	S	4	3	1	0.0	0.0	0	0	0	0	0	0	0	1	0	0	0	0	0	0	0	0	0	0	W	18-15+
10/08	at Eagles	S	1	1	0	0.0	0.0	0	0	0	0	0	0	0	0	0	0	0	0	0	0	0	0	0	0	L	7-34
10/15	Buccaneers	S	1	1	0	0.0	0.0	0	0	0	0	0	0	0	1	0	0	0	0	0	0	0	0	0	0	W	38-33
10/22	at Rams	S	1	1	0	0.0	0.0	0	0	0	0	0	0	0	0	0	0	0	0	0	0	0	0	0	0	L	0-33
11/05	at 49ers	S	0	0	0	0.0	0.0	0	0	0	0	0	0	0	1	1	0	47	0	0	0	0	0	0	0	W	20-10
11/09	Seahawks	S	1	1	0	0.0	0.0	0	0	0	0	0	0	0	0	0	0	0	0	0	0	0	0	0	0	L	16-22
11/19	at Texans	S	2	2	0	0.0	0.0	0	0	1	22	22	0	3	0	0	0	0	0	0	0	0	0	0	0	L	21-31
11/26	Jaguars	S	4	3	1	0.0	0.0	0	0	0	0	0	0	0	0	0	0	0	0	0	0	0	0	0	0	W	27-24
12/03	Rams	S	1	1	0	0.0	0.0	0	0	0	0	0	0	0	0	0	0	0	0	0	0	0	0	0	0	L	16-32
12/10	Titans	S	4	4	0	0.0	0.0	0	0	0	0	0	0	0	0	0	0	0	0	0	0	0	0	0	0	W	12-7
12/17	at Redskins	S	4	3	1	0.0	0.0	0	0	0	0	0	0	0	1	0	0	0	0	0	0	0	0	0	0	L	15-20
12/24	Giants	S	1	1	0	0.0	0.0	0	0	0	0	0	0	0	0	0	0	0	0	0	0	0	0	0	0	W	23-0
12/31	at Seahawks	S	4	4	0	0.0	0.0	0	0	0	0	0	0	0	0	0	0	0	0	0	0	0	0	0	0	W	26-24
2017 TOTALS		16-16	34	30	4	0.0	0.0	0	0	0	1	22	22	0	8	0	1	0	47	0	0	0	0	0	0	8-8	

+ - Overtime

2016 GAME-BY-GAME REGULAR-SEASON STATISTICS (CARDINALS)

DATE	OPPONENT	P/S	TACKLES							INTERCEPTIONS				O. FUMB			ST			MISC		W/L/T	SCORE					
			TK	S	A	SK	YDS	TFL	YDS	QBH	NO	YDS	LG	TD	PD	FF	FR	TD	YDS	TK	S			A	FF	FR	S	A
09/11	Patriots	S	4	4	0	0.0	0.0	0	0	0	0	0	0	0	0	0	0	0	0	0	0	0	0	0	0	L	21-23	
09/18	Buccaneers	S	4	4	0	0.0	0.0	0	0	0	1	25	25	0	1	0	0	0	0	0	0	0	0	0	0	0	W	40-7
09/25	at Bills	S	5	4	1	0.0	0.0	0	0	0	0	0	0	0	1	0	0	0	0	0	0	0	0	0	0	L	18-33	
10/02	Rams	S	1	1	0	0.0	0.0	0	0	0	0	0	0	0	1	0	0	0	0	0	0	0	0	0	0	L	13-17	
10/06	at 49ers	S	1	0	1	0.0	0.0	0	0	0	0	0	0	0	0	0	0	0	0	0	0	0	0	0	0	W	33-21	
10/17	Jets	S	1	1	0	0.0	0.0	0	0	0	0	0	0	0	0	0	0	0	0	0	0	0	0	0	0	W	28-3	
10/23	Seahawks	S	2	2	0	0.0	0.0	0	0	0	0	0	0	0	0	0	0	0	0	0	0	0	0	0	0	T	6-6+	
10/30	at Panthers	S	4	3	1	0.0	0.0	0	0	0	0	0	0	0	0	0	0	0	0	0	0	0	0	0	0	L	20-30	
11/13	49ers	S	4	4	0	0.0	0.0	0	0	0	0	0	0	0	0	0	0	0	0	0	0	0	0	0	0	W	23-20	
11/20	at Vikings	S	3	3	0	0.0	0.0	0	0	0	0	0	0	0	1	0	0	0	0	0	0	0	0	0	0	L	24-30	
11/27	at Falcons	S	5	4	1	0.0	0.0	1	1	0	0	0	0	0	0	0	0	0	0	0	0	0	0	0	0	L	19-38	
12/04	Redskins	S	3	2	1	0.0	0.0	0	0	1	2	2	0	1	0	0	0	0	0	0	0	0	0	0	0	W	31-23	
12/11	at Dolphins	S	1	1	0	0.0	0.0	0	0	0	0	0	0	1	0	0	0	0	0	0	0	0	0	0	0	L	23-26	
12/18	Saints	S	4	4	0	0.0	0.0	0	0	0	0	0	0	0	0	0	0	0	0	0	0	0	0	0	0	L	41-48	
12/24	at Seahawks	S	7	6	1	0.0	0.0	0	0	0	0	0	0	0	0	0	0	0	0	0	0	0	0	0	0	W	34-31	
01/01	at Rams	S	1	1	0	0.0	0.0	0	0	0	0	0	0	0	0	0	0	0	1	1	0	0	0	0	0	W	44-6	
2016 TOTALS		16-16	50	44	6	0.0	0.0	1	1	0	3	27	25	0	6	0	0	0	0	1	1	0	0	0	0	7-8-1		

+ - Overtime

2015 GAME-BY-GAME REGULAR-SEASON STATISTICS (CARDINALS)

DATE	OPPONENT	P/S	TACKLES							INTERCEPTIONS				O. FUMB			ST			MISC		W/L	SCORE				
			TK	S	A	SK	YDS	TFL	YDS	QBH	NO	YDS	LG	TD	PD	FF	FR	TD	YDS	TK	S			A	FF	FR	S
09/13	Saints	S	1	1	0	0.0	0.0	0	0	0	0	0	0	0	0	0	0	0	0	0	0	0	0	0	0	W	31-19
09/20	at Bears	S	3	3	0	0.0	0.0	0	0	0	1	1	1	0	1	0	0	0	0	0	0	0	0	0	0	W	48-23
09/27	49ers	S	0	0	0	0.0	0.0	0	0	0	0	0	0	0	0	0	0	0	0	0	0	0	0	0	0	W	47-7
10/04	Rams	S	2	2	0	0.0	0.0	1	1	0	0	0	0	0	1	0	0	0	0	0	0	0	0	0	0	L	22-24
10/11	at Lions	S	4	4	0	0.0	0.0	0	0	0	1	40	40	0	1	0	0	0	0	0	0	0	0	0	0	W	42-17
10/18	at Steelers	S	5	5	0	0.0	0.0	0	0	0	0	0	0	0	0	0	0	0	0	0	0	0	0	0	0	L	13-25
10/26	Ravens	S	1	1	0	0.0	0.0	0	0	0	0	0															

2014 GAME-BY-GAME REGULAR-SEASON STATISTICS (CARDINALS)

DATE	OPPONENT	P/S	TACKLES							INTERCEPTIONS				O. FUMB			ST			MISC		W/L	SCORE				
			TK	S	A	SK	YDS	TFL	YDS	QBH	NO	YDS	LG	TD	PD	FF	FR	TD	YDS	TK	S			A	FF	FR	S
09/08	Chargers	S	1	1	0	0.0	0.0	0	0	0	0	0	0	0	0	0	0	0	0	0	0	0	0	0	0	W	18-17
09/14	at Giants	S	4	4	0	0.0	0.0	0	0	0	0	0	0	0	0	0	0	0	0	0	0	0	0	0	0	W	25-14
09/21	49ers	S	2	2	0	0.0	0.0	0	0	0	0	0	0	1	0	0	0	0	0	0	0	0	0	0	0	W	23-14
10/05	at Broncos	S	3	2	1	0.0	0.0	0	0	0	0	0	0	0	0	0	0	0	0	0	0	0	0	0	0	L	20-41
10/12	Redskins	S	3	3	0	0.0	0.0	0	0	0	0	0	0	0	0	0	0	0	0	0	0	0	0	0	0	W	30-20
10/19	at Raiders	S	2	1	1	0.0	0.0	0	0	0	0	0	0	0	0	0	0	0	0	0	0	0	0	0	0	W	24-13
10/26	Eagles	S	5	3	2	0.0	0.0	0	0	0	0	0	0	0	0	0	0	0	0	0	0	0	0	0	0	W	24-20
11/02	at Cowboys	S	2	1	1	0.0	0.0	0	0	0	0	0	0	0	0	0	0	0	0	0	0	0	0	0	0	W	28-17
11/09	Rams	S	2	2	0	0.0	0.0	0	0	0	2	30	30	1	2	0	0	0	0	0	0	0	0	0	0	W	31-14
11/16	Lions	S	2	1	1	0.0	0.0	0	0	0	0	0	0	1	2	0	0	0	0	0	0	0	0	0	0	W	14-6
11/23	at Seahawks	S	3	2	1	0.0	0.0	0	0	0	0	0	0	1	0	0	0	0	0	0	0	0	0	0	0	L	3-19
11/30	at Falcons	S	6	6	0	0.0	0.0	0	0	0	0	0	0	0	0	0	0	0	0	0	0	0	0	0	0	L	18-29
12/07	Chiefs	S	8	8	0	1.0	0.0	0	0	1	0	0	0	0	0	0	0	0	0	0	0	0	0	0	0	W	17-14
12/11	at Rams	S	2	2	0	0.0	0.0	0	0	0	1	0	0	0	1	0	0	0	0	0	0	0	0	0	0	W	12-6
12/21	Seahawks	S	3	3	0	0.0	0.0	0	0	0	0	0	0	1	0	0	0	0	0	0	0	0	0	0	0	L	6-35
12/28	at 49ers	S	2	2	0	0.0	0.0	0	0	0	0	0	0	0	0	0	0	0	0	0	0	0	0	0	0	L	17-20
2014 TOTALS		16-16	50	43	7	1.0	0.0	0	0	1	3	30	30T	1	7	0	0	0	0	0	0	0	0	0	0	11-5	

2013 GAME-BY-GAME REGULAR-SEASON STATISTICS (CARDINALS)

DATE	OPPONENT	P/S	TACKLES							INTERCEPTIONS				O. FUMB			ST			MISC		W/L/T	SCORE				
			TK	S	A	SK	YDS	TFL	YDS	QBH	NO	YDS	LG	TD	PD	FF	FR	TD	YDS	TK	S			A	FF	FR	S
09/08	at Rams	S	2	2	0	0.0	0.0	0	0	0	0	0	0	0	0	0	0	0	0	0	0	0	0	0	0	L	24-27
09/15	Lions	S	4	4	0	0.0	0.0	0	0	0	0	0	0	1	0	0	0	0	0	0	0	0	0	0	0	W	25-21
09/22	at Saints	S	2	2	0	0.0	0.0	0	0	0	0	0	0	0	0	0	0	0	0	0	0	0	0	0	0	L	7-31
09/29	at Buccaneers	S	2	2	0	0.0	0.0	0	0	0	2	16	11	0	2	0	0	0	0	0	0	0	0	0	0	W	13-10
10/06	Panthers	S	1	1	0	0.0	0.0	0	0	0	1	43	43	3	0	0	0	0	0	0	0	0	0	0	0	W	22-6
10/13	at 49ers	S	3	3	0	0.0	0.0	0	0	0	0	0	0	2	0	0	0	0	0	0	0	0	1	0	0	L	20-32
10/17	Seahawks	S	5	4	1	0.0	0.0	0	0	0	0	0	0	1	0	0	0	0	0	0	0	0	0	0	0	L	22-34
10/27	Falcons	S	2	2	0	0.0	0.0	0	0	0	0	0	0	0	0	0	0	0	0	0	0	0	0	0	0	W	27-13
11/10	Texans	S	4	4	0	0.0	0.0	0	0	0	0	0	0	0	0	0	0	0	0	0	0	0	0	0	0	W	27-24
11/17	at Jaguars	S	1	1	0	0.0	0.0	0	0	0	0	0	0	0	0	0	0	0	0	0	0	0	1	0	0	W	27-14
11/24	Colts	S	3	3	0	0.0	0.0	0	0	0	0	0	0	1	0	0	0	0	0	0	0	0	0	0	0	W	40-11
12/01	at Eagles	S	2	2	0	0.0	0.0	0	0	0	0	0	0	2	0	0	0	0	0	0	0	0	0	0	0	L	21-24
12/08	Rams	S	0	0	0	0.0	0.0	0	0	0	0	0	0	0	0	0	0	0	0	0	0	0	0	0	0	W	30-10
12/15	at Titans	S	7	7	0	0.0	0.0	0	0	0	0	0	0	0	0	0	0	0	0	0	0	0	0	0	0	W	37-34+
12/22	at Seahawks	S	2	2	0	0.0	0.0	0	0	0	0	0	0	1	0	0	0	0	0	0	0	0	0	0	0	W	17-10
12/29	49ers	S	2	1	1	0.0	0.0	0	0	0	0	0	0	0	0	0	0	0	0	0	0	0	0	0	0	L	20-23
2013 TOTALS		16-16	42	40	2	0.0	0.0	0	0	0	3	59	43	0	13	0	0	0	0	0	0	0	2	0	0	10-6	

+ - Overtime

2012 GAME-BY-GAME REGULAR-SEASON STATISTICS (CARDINALS)

DATE	OPPONENT	P/S	TACKLES							INTERCEPTIONS				O. FUMB			ST			MISC		W/L/T	SCORE					
			TK	S	A	SK	YDS	TFL	YDS	QBH	NO	YDS	LG	TD	PD	FF	FR	TD	YDS	TK	S			A	FF	FR	S	A
09/09	Seahawks	S	2	2	0	0.0	0.0	0	0	0	0	18	18	0	1	0	0	0	0	0	0	0	0	0	0	0	W	20-16
09/16	at Patriots	S	3	3	0	0.0	0.0	1	0	0	1	0	0	0	1	0	0	0	0	0	0	0	0	0	0	W	20-18	
09/23	Eagles	S	1	1	0	0.0	0.0	0	0	0	0	0	0	0	0	0	0	0	0	0	0	0	0	0	0	W	27-6	
09/30	Dolphins	S	5	5	0	0.0	0.0	0	0	0	0	0	0	1	0	1	0	60	0	0	0	0	3	0	0	W	24-21+	
10/04	at Rams	S	4	4	0	0.0	0.0	0	0	0	1	0	0	0	2	0	0	0	0	0	0	0	0	0	0	L	3-17	
10/14	Bills	S	4	4	0	0.0	0.0	0	0	0	1	15	15	0	3	0	0	0	0	0	0	0	0	0	0	L	16-19+	
10/21	at Vikings	S	2	1	1	0.0	0.0	0	0	0	0	0	0	0	0	0	0	0	0	0	0	0	0	0	0	L	14-21	
10/29	49ers	S	3	3	0	0.0	0.0	1	0	0	0	0	0	0	0	0	0	0	0	0	0	0	0	0	0	L	3-24	
11/04	at Packers	S	4	3	1	0.0	0.0	0	0	0	0	0	0	1	0	0	0	0	0	0	0	0	1	0	0	L	17-31	
11/18	at Falcons	S	4	4	0	0.0	0.0	0	0	0	0	0	0	0	0	0	0	0	0	0	0	0	0	0	0	L	19-23	
11/25	Rams	S	3	2	1	0.0	0.0	0	0	0	1	0	0	0	1	0	0	0	0	0	0	0	0	0	0	L	17-31	
12/02	at Jets	S	4	4	0	0.0	0.0	0	0	0	1	0	0	0	1	0	0	0	0	0	0	0	0	0	0	L	6-7	
12/09	at Seahawks	S	1	1	0	0.0	0.0	0	0	0	1	0	0	0	1	0	0	0	0	0	0	0	0	0	0	L	0-58	
12/16	Lions	S	7	7	0	0.0	0.0	0	0	0	1	31	31	0	2	0	0	0	0	0	0	0	0	0	0	W	38-10	
12/23	Bears	S	6	6	0	0.0	0.0	0	0	0	0	0	0	0	0	0	0	0	0	0	0	0	0	0	0	L	13-28	
12/30	at 49ers	S	2	2	0	0.0	0.0	0	0	0	0	0	0	2	0	0	0	0	0	0	0	0	0	0	0	L	13-27	
2012 TOTALS		16-16	55	52	3	0.0	0.0	2	0	0	7	64	31	0	16	0	1	0	60	0	0	0	4	0	0	5-11		

+ - Overtime

2011 GAME-BY-GAME REGULAR-SEASON STATISTICS (CARDINALS)

DATE	OPPONENT	P/S	TACKLES							INTERCEPTIONS				O. FUMB			ST			MISC		W/L/T	SCORE				
			TK	S	A	SK	YDS	TFL	YDS	QBH	NO	YDS	LG	TD	PD	FF	FR	TD	YDS	TK	S			A	FF	FR	S
09/11	Panthers	S	5	5	0	0.0	0.0	0	0	0	0	0	0	0	0	0	0	0	0	0	0	0	0	0	0	W	28-21
09/18	at Redskins	S	8	5	3	0.0	0.0	0	0	0	0	0	0	0	0	0	0	0	0	0	0	0	1	0	0	L	21-22
09/25	at Seahawks	S	1	1	0	0.0	0.0	0	0	0	1	1	1	0	1	0	0	0	0	0	0	0	0	0	0	L	10-13
10/02	Giants	S	7	7	0	0.0	0.0	0	0	0	0	0	0	0	2	0	0	0	0	0	0	0	0	0	0	L	27-31
10/09	at Vikings	S	4	3	1	0.0	0.0	0	0	0	0	0	0	0	0	0	0	0	0	0	0	0	0	0	0	L	10-34
10/23	Steelers	S	7	7	0	0.0	0.0	0	0	0	0	0	0	0	0	0	0	0	0	0	0	0	0	0	0	L	20-32
10/30	at Ravens	S	0	0	0	0.0	0.0	0	0	0	0																

2022 GAME-BY-GAME POSTSEASON STATISTICS (VIKINGS)

DATE	OPPONENT	P/S	TACKLES							INTERCEPTIONS					O. FUMB			ST				MISC		SCORE			
			TK	S	A	SK	YDS	TFL	YDS	QBH	NO	YDS	LG	TD	PD	FF	FR	TD	YDS	TK	S	A	FF		FR	S	A
01/15	Giants	S	5	5	0	0.0	0.0	0	0	0	0	0	0	0	0	0	0	0	0	0	0	0	0	0	0	L	24-31
<b>2022 TOTALS</b>		<b>1-1</b>	<b>5</b>	<b>5</b>	<b>0</b>	<b>0.0</b>	<b>0.0</b>	<b>0</b>	<b>0</b>	<b>0</b>	<b>0</b>	<b>0</b>	<b>0</b>	<b>0</b>	<b>0</b>	<b>0</b>	<b>0</b>	<b>0</b>	<b>0</b>	<b>0</b>	<b>0</b>	<b>0</b>	<b>0</b>	<b>0</b>	<b>0</b>	<b>0-1</b>	

2015 GAME-BY-GAME POSTSEASON STATISTICS (CARDINALS)

DATE	OPPONENT	P/S	TACKLES							INTERCEPTIONS					O. FUMB			ST				MISC		SCORE			
			TK	S	A	SK	YDS	TFL	YDS	QBH	NO	YDS	LG	TD	PD	FF	FR	TD	YDS	TK	S	A	FF		FR	S	A
01/16	Packers	S	0	0	0	0.0	0.0	0	0	0	0	0	0	0	0	0	0	0	0	0	0	0	0	0	0	W	26-20+
01/24	at Panthers	S	5	4	1	0.0	0.0	0	0	0	1	72	72	0	1	0	0	0	0	0	0	0	0	0	0	L	15-49
<b>2015 TOTALS</b>		<b>2-2</b>	<b>5</b>	<b>4</b>	<b>1</b>	<b>0.0</b>	<b>0.0</b>	<b>0</b>	<b>0</b>	<b>0</b>	<b>1</b>	<b>72</b>	<b>72</b>	<b>0</b>	<b>1</b>	<b>0</b>	<b>0</b>	<b>0</b>	<b>0</b>	<b>0</b>	<b>0</b>	<b>0</b>	<b>0</b>	<b>0</b>	<b>0</b>	<b>1-1</b>	

+ - Overtime

2014 GAME-BY-GAME POSTSEASON STATISTICS (CARDINALS)

DATE	OPPONENT	P/S	TACKLES							INTERCEPTIONS					O. FUMB			ST				MISC		SCORE			
			TK	S	A	SK	YDS	TFL	YDS	QBH	NO	YDS	LG	TD	PD	FF	FR	TD	YDS	TK	S	A	FF		FR	S	A
01/03	at Panthers	S	4	4	0	0.0	0.0	0	0	0	0	0	0	0	0	0	0	0	0	0	0	0	0	0	0	L	16-27
<b>2014 TOTALS</b>		<b>1-1</b>	<b>4</b>	<b>4</b>	<b>0</b>	<b>0.0</b>	<b>0.0</b>	<b>0</b>	<b>0</b>	<b>0</b>	<b>0</b>	<b>0</b>	<b>0</b>	<b>0</b>	<b>0</b>	<b>0</b>	<b>0</b>	<b>0</b>	<b>0</b>	<b>0</b>	<b>0</b>	<b>0</b>	<b>0</b>	<b>0</b>	<b>0</b>	<b>0-1</b>	



**14**  
**WIDE RECEIVER**  
**GEORGE PICKENS**

**HEIGHT:** 6-3  
**WEIGHT:** 200  
**BORN:** March 4, 2001  
**COLLEGE:** Georgia

**BIRTHPLACE:** Hoover, AL  
**HOW ACQUIRED:** D2 '22  
**NFL EXPERIENCE:** 2nd year

**PRO CAREER**

- ✦ Has played in 17 games (12 starts)
- ✦ Has registered 53 receptions for 801 yards (15.4 average) and four touchdowns
- ✦ Has rushed three times for 24 yards and one touchdown
- ✦ His 802 receiving yards are the fifth-most in a season by a rookie in franchise history
- ✦ His 52 receptions are the seventh-most in a season by a rookie in franchise history
- ✦ Made NFL debut in Week 1 of 2022 (at Cincinnati)
- ✦ Made NFL starting debut in Week 1 of 2022 (at Cincinnati)

**2022 (STEELERS)**

- ✦ Played in 17 regular-season games (12 starts)
- ✦ Ranked third-best on the team in receptions (52), second in receiving yards (801) and first in receiving touchdowns (four)
- ✦ Ranked second in the League among rookies in yards per reception (15.4; min. 25 receptions), tied for third in receiving touchdowns and fourth in receptions and receiving yards
- ✦ Added on three rushes for 24 yards and one touchdown
- ✦ One of seven rookie wide receivers to register a 100-yard receiving game this season
- ✦ Made 16 catches on 20-plus yard throws, nine more 20-plus yard catches than any other rookie
- ✦ Led all rookies in contest catches with 19
- ✦ Notched his first 100-yard receiving game in just his fourth game in the League in Week 4 vs. N.Y. Jets, setting career-highs in receptions (six) and receiving yards (102)
- ✦ His 100-yard performance in Week 4 was the first by a Steelers wideout since Diontae Johnson in 2021 vs. Baltimore (12/5/21), the first by a Steelers rookie since Najee Harris in 2021 vs. Cincinnati (9/26/21) and the only 100-yard performance by a Steelers wideout during the 2022 season
- ✦ Led the team in receptions (six) and receiving yards (83) in Week 5 at Buffalo
- ✦ Registered the first receiving touchdown of his career in Week 7 at Miami on a seven-yard pass from QB Kenny Pickett
- ✦ Punched in his first rushing touchdown on a one-yard run in Week 10 vs. New Orleans, also adding a career-long 22-yard run
- ✦ Led the receiving corps with 83 yards and a touchdown in Week 11 vs. Cincinnati
- ✦ Hauled in a season-long 42-yard reception in Week 14 vs. Baltimore, finishing the day with three receptions for 78 yards
- ✦ Caught a 14-yard touchdown with 46 seconds remaining the fourth quarter to give the Steelers a 13-10 victory in Week 16 vs. Las Vegas
- ✦ The 14-yard TD catch from QB Kenny Pickett marked only the fourth instance in the Super Bowl era of a rookie WR catching a game-winning TD from a rookie QB in the final two minutes of regulation
- ✦ Registered a 31-yard touchdown in Week 18 vs. Cleveland, his longest touchdown of the season, to finish with 72 yards on three receptions

**TRANSACTIONS**

- ✦ Signed a four-year contract with the Steelers on May 13, 2022
- ✦ Drafted by the Pittsburgh Steelers in the 2nd round (52nd overall) in the 2022 NFL Draft

**COLLEGE**

- ✦ Played in 26 games in his three-year Georgia career (missed much of the 2021 season after suffering a knee injury in late March)
- ✦ Registered 90 receptions for 1,347 yards with 14 touchdowns
- ✦ Pre-season All-American 2nd team pick by Walter Camp (2021)
- ✦ Second-team pre-season All-SEC as voted by the league's 14 head coach (2021)
- ✦ Started in all eight games in which he played (2020)
- ✦ Tied with K. Jackson for team receiving honors with 36 catches for 513 yards and a team-high six TDs (2020)
- ✦ Caught seven passes for 135 yards, including a then-career-long 51-yarder, in Chick-fil-A Peach Bowl win over Cincinnati (2020)
- ✦ Season-high eight receptions for 87 yards and a TD vs. Mississippi State (2020)
- ✦ Caught a pair of TD passes in win at Missouri, including a key score with :37 left before halftime (2020)
- ✦ Team-high five receptions for 53 yards vs. Alabama (2020)
- ✦ Caught four passes for 47 yards and the team's first TD of 2020, a 19-yarder, in Georgia's win at Arkansas
- ✦ Named to the pre-season watch list for the Fred Biletnikoff Award (nation's top WR) (2020)
- ✦ Named Pre-Season All-SEC Second Team, as selected by the media covering the league (2020)
- ✦ Coaches' Freshman All-SEC Team (2019)
- ✦ Co-winner of Offensive Newcomer of the Year award, given at team's post-season awards gala (2019)
- ✦ Played in all 14 games, earning his first start vs. Kentucky (2019)
- ✦ Started in Sugar Bowl win over Baylor (2019)
- ✦ Finished season with 49 catches for 727 yards, both team highs (2019)
- ✦ Led the Bulldogs in TD catches with eight (2019)
- ✦ Had 12 catches for 175 yards and a TD in the Sugar Bowl, earning MVP honors (2019)
- ✦ His 12 grabs tied a UGA bowl record and were the most by a Bulldog receiver in 17 seasons (2019)
- ✦ Two of his five catches vs. Missouri went for scores (25 & 18 yards) (2019)
- ✦ First TD catch was a second-quarter score, from 15 yards out, vs. Murray State (2019)
- ✦ Season highs of seven catches and 98 yards both came vs. South Carolina (2019)
- ✦ Team-high four catches for 35 yards vs. Kentucky (2019)

PERSONAL

- ✦ Selected to play for Team Flash at the 2019 Under Armour All-American Game, snagging four receptions for 55 yards
- ✦ 247sports.com five-star prospect, #24 prospect nationally, #4 wide receiver nationally, #1 prospect in Alabama
- ✦ ESPN.com four-star prospect, #6 WR nationally, #54 prospect nationally, #5 prospect in Alabama
- ✦ Rivals.com five-star prospect, #7 prospect nationally, #2 WR nationally, #1 prospect in Alabama
- ✦ Listed at No. 14 on the USA Today Chosen 25 for the nation's top overall prospects
- ✦ Honored as a finalist for the 2018 Alabama Sports Writers Association Class 7A Player of the Year Award
- ✦ Named to the 2018 All-USA Alabama First Team offense by the USA Today
- ✦ Helped the Buccaneers to a 9-4 record, the Region 3-7A title and the semifinals of the 2018 AHSAA Class 7A playoffs
- ✦ Finished his senior season with 69 catches for 1,368 yards and 16 TDs to go along with a KO return TD
- ✦ Named to AL.com's 2018 Super All-State Team and the All-Birmingham First Team offense
- ✦ Competed in the 2018 Alabama-Mississippi All-Star Game, earning Alabama MVP honors after catching nine passes for 155 yards and two TDs
- ✦ Named to the 2018 MaxPreps All-American Second Team offense
- ✦ Tabbbed at No. 6 on AL.com's 2018 Preseason A-List
- ✦ Part of the Buccaneers' teams that won back-to-back AHSAA Class 7A State titles in 2017 (11-3) and 2016 (12-2)
- ✦ As a junior in 2017, he caught 46 passes for 735 yards and five TDs, while adding two punt returns for scores
- ✦ Named to AL.com's 2017 All-Birmingham Team as an athlete, as well as Class 7A First Team All-State offense by the ASWA, All-USA Alabama First Team offense by the USA Today and AL.com All-State Team Honorable Mention
- ✦ Competed at the Nike's The Opening Regional camp in Atlanta in July 2017
- ✦ Recipient of the A.J. Green Family Football Scholarship
- ✦ Younger brother Chris Humes played collegiately at Arkansas State and professionally for the CFL's Winnipeg Bombers.

GEORGE PICKENS' NFL REGULAR SEASON RUSHING/RECEIVING STATISTICS

DATE	TEAM	GP	GS	RECEIVING					RUSHING				
				NO.	YDS.	AVG.	LG	TD	NO.	YDS.	AVG.	LG	TD
2022	Steelers	17	12	52	801	15.4	42	4	3	24	8.0	22	1
NFL TOTALS		17	12	52	801	15.4	42	4	3	24	8.0	22	1

GEORGE PICKENS' NFL REGULAR SEASON RETURN STATISTICS

DATE	TEAM	KICKOFF RETURNS					PUNT RETURNS					
		RET.	YDS.	AVG.	LG	TD	NO.	FC	YDS.	AVG.	LG	TD
2022	Steelers	0	0	0.0	0	0	0	0	0	0.0	0	0
NFL TOTALS		0	0	0.0	0	0	0	0	0	0.0	0	0

SINGLE-GAME HIGHS: RUSHING/RECEIVING

Rush Attempts	2 vs. New Orleans Saints, Nov 13, 2022 1 vs. Tampa Bay Buccaneers, Oct 16, 2022	Receiving Average	26.0 vs. Baltimore Ravens, Dec 11, 2022 24.0 vs. Cleveland Browns, Jan 08, 2023
Rushing Yards	23 vs. New Orleans Saints, Nov 13, 2022 1 vs. Tampa Bay Buccaneers, Oct 16, 2022	Longest Receptions	42 vs. Baltimore Ravens, Dec 11, 2022 38 at Carolina Panthers, Dec 18, 2022
Longest Runs	22 vs. New Orleans Saints, Nov 13, 2022 1t vs. New Orleans Saints, Nov 13, 2022 ...1 more at 1.	Receiving TDs	1 vs. Cleveland Browns, Jan 08, 2023 1 vs. Las Vegas Raiders, Dec 24, 2022 ...2 more at 1.
Receptions	6 at Miami Dolphins, Oct 23, 2022 6 at Buffalo Bills, Oct 09, 2022 ...1 more at 6.	All-Purpose Yards	102 vs. New York Jets, Oct 02, 2022 83 vs. Cincinnati Bengals, Nov 20, 2022 ...1 more at 83.
Receiving Yards	102 vs. New York Jets, Oct 02, 2022 83 vs. Cincinnati Bengals, Nov 20, 2022 ...1 more at 83.	Most TDs	1 vs. Cleveland Browns, Jan 08, 2023 1 vs. Las Vegas Raiders, Dec 24, 2022 ...3 more at 1.

100-YARD RECEIVING GAMES (1): REGULAR SEASON


DATE	TEAM	NO.	YDS.	AVG.	LG	TD
10/02/22	JETS	6	102	17.0	27	0


2022 GAME-BY-GAME REGULAR-SEASON STATISTICS (STEELERS)

DATE	OPPONENT	P/S	RECEIVING					RUSHING					W/L	SCORE
			NO.	YDS.	AVG.	LG	TD	NO.	YDS.	AVG.	LG	TD		
09/11	at Bengals	S	1	3	3.0	3	0	0	0	0.0	0	0	W	23-20+
09/18	Patriots	P	1	23	23.0	23	0	0	0	0.0	0	0	L	14-17
09/22	at Browns	P	3	39	13.0	36	0	0	0	0.0	0	0	L	17-29
10/02	Jets	S	6	102	17.0	27	0	0	0	0.0	0	0	L	20-24
10/09	at Bills	P	6	83	13.8	29	0	0	0	0.0	0	0	L	3-38
10/16	Buccaneers	S	3	27	9.0	14	0	1	1	1.0	1	0	W	20-18
10/23	at Dolphins	P	6	61	10.2	30	1	0	0	0.0	0	0	L	10-16
10/30	at Eagles	S	0	0	0.0	0	0	0	0	0.0	0	0	L	13-35
11/13	Saints	S	3	32	10.7	14	0	2	23	11.5	22	1	W	20-10
11/20	Bengals	S	4	83	20.8	33	1	0	0	0.0	0	0	L	30-37
11/28	at Colts	P	3	57	19.0	35	0	0	0	0.0	0	0	W	24-17
12/04	at Falcons	S	1	2	2.0	2	0	0	0	0.0	0	0	W	19-16
12/11	Ravens	S	3	78	26.0	42	0	0	0	0.0	0	0	L	14-16
12/18	at Panthers	S	2	53	26.5	38	0	0	0	0.0	0	0	W	24-16
12/24	Raiders	S	5	57	11.4	25	1	0	0	0.0	0	0	W	13-10
01/01	at Ravens	S	2	29	14.5	15	0	0	0	0.0	0	0	W	16-13
01/08	Browns	S	3	72	24.0	31t	1	0	0	0.0	0	0	W	28-14
<b>2022 TOTALS</b>		17-12	<b>52</b>	<b>801</b>	<b>15.4</b>	<b>42</b>	<b>4</b>	<b>3</b>	<b>24</b>	<b>8.0</b>	<b>22</b>	<b>1</b>	<b>9-8</b>	

+ - Overtime







**QUARTERBACK**

**KENNY PICKETT**

<b>HEIGHT:</b> 6-3	<b>BIRTHPLACE:</b> Oakhurst, NJ
<b>WEIGHT:</b> 220	<b>HOW ACQUIRED:</b> D1 '22
<b>BORN:</b> June 6, 1998	<b>NFL EXPERIENCE:</b> 2nd year
<b>COLLEGE:</b> Pittsburgh	

**PRO CAREER**

- ✦ Career regular-season record as a starter: 7-5 (.583) in 2022
- ✦ Has played in 13 games (12 starts)
- ✦ Has completed 245-of-389 passes (63.0 percent) for 2,404 yards, seven touchdowns and a quarterback rating of 76.7
- ✦ Has rushed 55 times for 237 yards and three TDs
- ✦ Set rookie quarterback franchise records in completions and attempts, and ranked second in passing yards, completion percentage, passing TDs and victories
- ✦ Made NFL debut in Week 4 of 2022 (vs. New York Jets)
- ✦ Made NFL starting debut in Week 5 of 2022 (at Buffalo)

**2021 (STEELERS)**

- ✦ Led rookie quarterbacks in games played (13) and games started (12)
- ✦ Recipient of the Pro Football Writers' "Joe Greene Great Performance Award," which is annually presented to the Steelers' top rookie
- ✦ Led NFL rookies with 2,404 passing yards and joined QB Ben Roethlisberger (2,621 in 2004) as the only rookies in franchise history to ever pass for 2,000 or more yards
- ✦ Became the first quarterback since the 1970 merger to have multiple rushing TDs in his first career game with two after entering the game following halftime in Week 4 vs. N.Y. Jets
- ✦ Completed 34-of-52 passes (65.4 percent) for 327 yards, one interception and a 74.8 rating in his first career start in Week 5 at Buffalo
- ✦ Set franchise records for pass completions, pass attempts and passing yards in a first career start
- ✦ Became the fourth rookie quarterback to pick up a victory in their first start at home since the 1970 AFL-NFL merger and the eighth rookie in NFL history to defeat QB Tom Brady in Week 6 vs. Tampa Bay
- ✦ Threw just one interception in his last eight starts of the season, the second-fewest in the League among quarterbacks that started at least eight games after Week 10
- ✦ Registered a career-best five completions of 20-plus yards in Week 11 vs. Cincinnati, the most by a Steelers' quarterback since 2018
- ✦ Became the first rookie in NFL history to have a game-winning TD pass in the final minute of the fourth quarter in back-to-back games (Week 16 vs. Las Vegas and Week 17 at Baltimore)
- ✦ Threw a 14-yard TD pass to WR George Pickens with 46 seconds left in the fourth quarter in Week 16 vs. Las Vegas, only the fourth instance in the Super Bowl era of a rookie QB throwing a game-winning TD to a rookie receiver in the final two minutes of regulation
- ✦ Became the third rookie signal caller to defeat the Ravens in Baltimore in Week 17 and first since his teammate, QB Mitch Trubisky, did so in Week 6 of 2017

**TRANSACTIONS**

- ✦ Signed a four-year contract with Pittsburgh on June 23, 2022
- ✦ Drafted by Pittsburgh in the first round (20th overall) of the 2022 NFL Draft

**COLLEGE**

- ✦ Finished his career as Pitt's all-time leader in passing yards (12,303), pass completions (1,045), total offense (13,112), TD responsibility (102) and passing TDs (81)
- ✦ Registered the most 300-yard passing games (16) and 400-yard passing games (five) in Pitt history
- ✦ Recorded 20 career rushing TDs, a new standard for a Pitt quarterback
- ✦ Finished as the winningest starting quarterback in Pitt history with 32 victories
- ✦ Fashioned a 32-17 record as a starting quarterback QB in school history
- ✦ Completed 67% of his passes (334 of 497) for 4,319 yards with 42 TDs and only seven interceptions in 2021; added five rushing scores (totaled 47 TDs)
- ✦ His 4,319 passing yards, 42 passing TDs, 47 total TDs and 334 completions set school single-season marks
- ✦ Set an ACC single-season record for TD passes
- ✦ Directed the Panthers to an 11-2 record and the program's first ACC championship
- ✦ The 11 victories marked Pitt's most since the Dan Marino-led 1981 team went 11-1
- ✦ Named a first team All-American by the Walter Camp Football Foundation and American Football Coaches Association (AFCA)
- ✦ Last Pitt quarterback to be named a first team All-American was Marino in 1981
- ✦ 2021 Heisman Trophy finalist—Pitt's first since receiver Larry Fitzgerald in 2003—and finished third in the balloting
- ✦ Boasted national top-10 statistical rankings in eight categories: TD passes (ACC-record 42, fourth), points responsible for (282, fourth), points responsible for per game (21.7 avg., fifth), total offense (350.8 avg., fifth), passing yards (4,319, sixth), passing yards per game (332.2 avg., sixth), completions per game (25.69 avg., seventh) and pass efficiency (ACC-high 165.3 rating, ninth)
- ✦ 2021 additional honors include: Johnny Unitas Golden Arm Award Winner (nation's top senior/fourth-year junior quarterback), Senior CLASS Award Winner (community, classroom, character and competition), Maxwell Award Finalist (nation's outstanding player), Walter Camp Award Finalist (nation's outstanding player), Davey O'Brien National Quarterback Award Finalist (nation's best college quarterback), Manning Award Finalist (college football's outstanding quarterback), AFCA All-America Team (first team), Walter Camp All-America Team (first team), Associated Press All-America Team (second team), Football Writers Association of America All-America Team (second team), Sporting News All-America Team (second team), ACC Player of the Year (overall and offensive) and Brian Westbrook Regional Player of the Year Award (Maxwell Football Club)

PERSONAL

- ✦ Full name is Kenneth Shane Pickett
- ✦ Born June 6, 1998
- ✦ Son of Ken and Kasey Pickett
- ✦ Father was an All-American linebacker at Shippensburg University and is a member of the school's Athletic Hall of Fame
- ✦ Mother played soccer at Kutztown University
- ✦ Sister, Alex, played soccer at East Stroudsburg University
- ✦ Earned his bachelor's degree in marketing and is enrolled in Pitt's Katz Graduate School of Business

KENNY PICKETT'S NFL REGULAR SEASON PASSING STATISTICS

DATE	TEAM	GP	GS	ATT.	CMP.	PCT.	YDS	AVG.	TD	INT.	LG	SK	LST	RATE
2022	Steelers	13	12	389	245	63.0	2,404	6.2	7	9	57	27	182	76.7
<b>TOTALS</b>		<b>13</b>	<b>12</b>	<b>389</b>	<b>245</b>	<b>63.0</b>	<b>2,404</b>	<b>6.2</b>	<b>7</b>	<b>9</b>	<b>57</b>	<b>27</b>	<b>182</b>	<b>76.7</b>

KENNY PICKETT'S NFL REGULAR SEASON RUSHING STATISTICS

DATE	TEAM	NO.	YDS.	AVG.	LG	TD
2022	Steelers	55	237	4.3	23	3
<b>TOTALS</b>		<b>55</b>	<b>237</b>	<b>4.3</b>	<b>23</b>	<b>3</b>

KENNY PICKETT'S NFL REGULAR SEASON PASSING/RUSHING STATISTICS

DATE	TEAM	GP	GS	PASSING											RUSHING				
				ATT.	CMP.	PCT.	YDS	AVG.	TD	INT.	LG	SK	LST	RATE	NO.	YDS.	AVG.	LG	TD
2022	Steelers	13	12	389	245	63.0	2,404	6.2	7	9	57	27	182	76.7	55	237	4.3	23	3
<b>TOTALS</b>		<b>13</b>	<b>12</b>	<b>389</b>	<b>245</b>	<b>63.0</b>	<b>2,404</b>	<b>6.2</b>	<b>7</b>	<b>9</b>	<b>57</b>	<b>27</b>	<b>182</b>	<b>76.7</b>	<b>55</b>	<b>237</b>	<b>4.3</b>	<b>23</b>	<b>3</b>

SINGLE-GAME HIGHS: QUARTERBACK

Pass Attempts	52 at Buffalo Bills, Oct 09, 2022 44 at Miami Dolphins, Oct 23, 2022	Passer Rating	90.9 at Atlanta Falcons, Dec 04, 2022 87.5 at Indianapolis Colts, Nov 28, 2022
Pass Completions	34 at Buffalo Bills, Oct 09, 2022 32 at Miami Dolphins, Oct 23, 2022	Rush Attempts	8 vs. New Orleans Saints, Nov 13, 2022 7 at Atlanta Falcons, Dec 04, 2022
Yards Passing	327 at Buffalo Bills, Oct 09, 2022 265 vs. Cincinnati Bengals, Nov 20, 2022	Rushing Yards	51 vs. New Orleans Saints, Nov 13, 2022 37 at Philadelphia Eagles, Oct 30, 2022
TD Passes	1 vs. Cleveland Browns, Jan 08, 2023 1 at Baltimore Ravens, Jan 01, 2023 ...5 more at 1.	Rushing Average	6.4 vs. New Orleans Saints, Nov 13, 2022 5.3 at Philadelphia Eagles, Oct 30, 2022
Long Passes	57 at Atlanta Falcons, Dec 04, 2022 36 vs. New Orleans Saints, Nov 13, 2022	Longest Runs	23 vs. New Orleans Saints, Nov 13, 2022 16 at Miami Dolphins, Oct 23, 2022
Completion Percentage	72.7 at Miami Dolphins, Oct 23, 2022 71.4 at Indianapolis Colts, Nov 28, 2022	Rushing TDs	2 vs. New York Jets, Oct 02, 2022 1 vs. New Orleans Saints, Nov 13, 2022


300-YARD PASSING GAMES (1): REGULAR SEASON

DATE	TEAM	NO.	YDS.	AVG.	LG	TD
10/09/22	at Bills	34	327	9.6	29	0

2022 GAME-BY-GAME REGULAR-SEASON STATISTICS (STEELERS)

DATE	OPPONENT	P/S	PASSING											RUSHING				W/L	SCORE
			ATT	CMP	YDS	PCT	Y/A	Y/C	TD	INT	LG	SK/YD	RATE	ATT	YDS	LG	TD		
09/11	at Bengals		DID NOT PLAY (NON-INJURY)																
09/18	Patriots		DID NOT PLAY (NON-INJURY)																
09/22	at Browns		DID NOT PLAY (NON-INJURY)																
10/02	Jets	P	13	10	120	76.9	9.2	12.0	0	3	27	0/0	65.1	6	15	7	2	L	20-24
10/09	at Bills	S	52	34	327	65.4	6.3	9.6	0	1	29	3/17	74.8	1	10	10	0	L	3-38
10/16	Buccaneers	S	18	11	67	61.1	3.7	6.1	1	0	14	1/12	87.0	2	16	10	0	W	20-18
10/23	at Dolphins	S	44	32	257	72.7	5.8	8.0	1	3	30	2/11	66.2	3	20	16	0	L	10-16
10/30	at Eagles	S	38	25	191	65.8	5.0	7.6	0	1	25	6/38	66.9	7	37	11	0	L	13-35
11/13	Saints	S	30	18	199	60.0	6.6	11.1	0	0	36	6/37	79.7	8	51	23	1	W	20-10
11/20	Bengals	S	42	25	265	59.5	6.3	10.6	1	0	33	2/16	85.9	2	14	14	0	L	30-37
11/28	at Colts	S	28	20	174	71.4	6.2	8.7	0	0	35	3/23	87.5	6	32	9	0	W	24-17
12/04	at Falcons	S	28	16	197	57.1	7.0	12.3	1	0	57	0/0	90.9	7	14	9	0	W	19-16
12/11	Ravens	S	1	0	0	0.0	0.0	0.0	0	0	0	1/7	39.6	2	16	13	0	L	14-16
12/18	at Panthers		INACTIVE																
12/24	Raiders	S	39	26	244	66.7	6.3	9.4	1	1	25	0/0	81.6	3	9	6	0	W	13-10
01/01	at Ravens	S	27	15	168	55.6	6.2	11.2	1	0	28	2/15	86.7	5	2	2	0	W	16-13
01/08	Browns	S	29	13	195	44.8	6.7	15.0	1	0	32	1/6	79.0	3	1	1	0	W	28-14
<b>2022 TOTALS</b>		<b>13-12</b>	<b>389</b>	<b>245</b>	<b>2,404</b>	<b>63.0</b>	<b>6.2</b>	<b>9.8</b>	<b>7</b>	<b>9</b>	<b>57</b>	<b>27/182</b>	<b>76.7</b>	<b>55</b>	<b>237</b>	<b>23</b>	<b>3</b>	<b>9-8</b>	

+ - Overtime



42

CORNERBACK

JAMES PIERRE

HEIGHT: 6-2  
 WEIGHT: 185  
 BORN: September 16, 1996  
 COLLEGE: Florida Atlantic

BIRTHPLACE: Deerfield Beach, FL  
 HOW ACQUIRED: UDFA '20  
 NFL EXPERIENCE: 4th year

PRO CAREER

- ✦ Has played in 50 regular-season games (six starts) in his three-year career
- ✦ Has registered 58 tackles, (51 solo), eight passes defended, two interceptions, one forced fumble on defense and one tackle for loss
- ✦ Has recorded 28 tackles (14 solo), two forced fumbles and one fumble recovery on special teams
- ✦ Made NFL debut in Week 1 of 2020 (at N.Y. Giants)
- ✦ Made NFL starting debut in Week 2 of 2021 (vs. Las Vegas)

2022 (STEELERS)

- ✦ Played in all 17 regular-season games (two starts)
- ✦ Registered 20 tackles (16 solo), four passes defended, one interception and one tackle for loss
- ✦ Recorded nine tackles (five solo) and one fumble recovery on special teams
- ✦ Picked off QB Matt Ryan in Week 12 at Indianapolis for his second career interception

2021 (STEELERS)

- ✦ Played in 17 games (four starts)
- ✦ Registered 37 tackles (34 solo), four passes defended, one interception and one forced fumble
- ✦ Made 10 tackles (three solo) and two forced fumbles on special teams
- ✦ Made his first career start at left cornerback in place of an injured Joe Haden (Week 2 vs Cincinnati)
- ✦ Recorded his first career interception in Week 5 vs Denver, picking off QB Teddy Bridgewater
- ✦ Recorded his first career forced fumble in Week 6 vs Seattle

2020 (STEELERS)

- ✦ Played in all 16 regular-season games, primarily on special teams
- ✦ Recorded nine tackles on special teams, including six solo stops
- ✦ His nine tackles on special teams were tied for the team lead
- ✦ His six solo stops on special teams led the team
- ✦ Recorded his only tackle and tackle for loss in Week 10 at Jacksonville

TRANSACTIONS

- ✦ Signed a one-year contract with Pittsburgh on Mar. 21, 2023
- ✦ Signed with the Steelers as an undrafted free agent on April 28, 2020

COLLEGE

- ✦ Three-year letterwinner and two-year starter at Florida Atlantic (2017-19)
- ✦ Appeared in 39 games in his career (22 starts)
- ✦ Recorded 120 career tackles, 8.5 tackles for loss, three interceptions, 18 passes defended and two forced fumbles
- ✦ Named 2019 C-USA honorable mention

PERSONAL

- ✦ Attended Deerfield Beach HS (Deerfield Beach, Fla.)
- ✦ Three-star rated and No. 48 safety in the Class of 2016 by 247Sports.com
- ✦ Full name: James Pierre

JAMES PIERRE'S NFL REGULAR SEASON DEFENSIVE STATISTICS

DATE	TEAM	TACKLES							YDS	QBH	INTERCEPTIONS					O. FUMB			ST				MISC			
		GP	GS	TK	S	A	TFL	YDS			NO	YDS	LG	TD	PD	FF	FR	TD	YDS	TK	S	A	FF	FR	S	A
2020	Steelers	16	0	1	1	0	1	1	0.0	0.0	0	0	0	0	0	0	0	0	9	6	3	0	0	0	0	0
2021	Steelers	17	4	37	34	3	0	0	0.0	0.0	0	1	0	0	4	1	0	0	10	3	7	2	0	0	0	0
2022	Steelers	17	2	20	16	4	0	0	0.0	0.0	0	1	0	0	4	0	0	0	9	5	4	0	1	0	0	0
<b>NFL TOTALS</b>		<b>50</b>	<b>6</b>	<b>58</b>	<b>51</b>	<b>7</b>	<b>1</b>	<b>1</b>	<b>0.0</b>	<b>0.0</b>	<b>0</b>	<b>2</b>	<b>0</b>	<b>0</b>	<b>8</b>	<b>1</b>	<b>0</b>	<b>0</b>	<b>28</b>	<b>14</b>	<b>14</b>	<b>2</b>	<b>1</b>	<b>0</b>	<b>0</b>	<b>0</b>

JAMES PIERRE'S NFL POSTSEASON DEFENSIVE STATISTICS

DATE	TEAM	TACKLES							YDS	QBH	INTERCEPTIONS					O. FUMB			ST				MISC				
		GP	GS	TK	S	A	TFL	YDS			NO	YDS	LG	TD	PD	FF	FR	TD	YDS	TK	S	A	FF	FR	S	A	
2020	Steelers	1	0	0	0	0	0	0	0.0	0.0	0	0	0	0	1	0	0	0	0	2	2	0	0	0	0	0	0
2021	Steelers	0	0	0	0	0	0	0	0.0	0.0	0	0	0	0	0	0	0	0	0	0	0	0	0	0	0	0	0
<b>NFL TOTALS</b>		<b>1</b>	<b>0</b>	<b>0</b>	<b>0</b>	<b>0</b>	<b>0</b>	<b>0</b>	<b>0.0</b>	<b>0.0</b>	<b>0</b>	<b>0</b>	<b>0</b>	<b>0</b>	<b>1</b>	<b>0</b>	<b>0</b>	<b>0</b>	<b>0</b>	<b>2</b>	<b>2</b>	<b>0</b>	<b>0</b>	<b>0</b>	<b>0</b>	<b>0</b>	<b>0</b>

SINGLE-GAME HIGHS: DEFENSIVE

Total Tackles	6 vs. Denver Broncos, Oct 10, 2021	Tackles For Loss	1 at Jacksonville Jaguars, Nov 22, 2020
	6 vs. Las Vegas Raiders, Sep 19, 2021	Interceptions	1 vs. Denver Broncos, Oct 10, 2021
	...1 more at 6.	Special Teams Tackles	2 vs. Cleveland Browns, Jan 08, 2023
Solo Tackles	6 vs. Denver Broncos, Oct 10, 2021		2 at Cleveland Browns, Sep 22, 2022
	6 vs. Las Vegas Raiders, Sep 19, 2021		...2 more at 2.
	...1 more at 6.	Special Teams Forced Fumbles	1 vs. Tennessee Titans, Dec 19, 2021
Passes Defensed	2 vs. Denver Broncos, Oct 10, 2021		1 vs. Chicago Bears, Nov 08, 2021
	1 vs. Cleveland Browns, Jan 08, 2023		
	...5 more at 1.		
Forced Fumbles	1 vs. Seattle Seahawks, Oct 17, 2021		

SINGLE-GAME HIGHS - POSTSEASON: DEFENSIVE

Passes Defensed	1 vs. Cleveland Browns, Jan 10, 2021	Special Teams Tackles	2 vs. Cleveland Browns, Jan 10, 2021
-----------------	--------------------------------------	-----------------------	--------------------------------------

2022 GAME-BY-GAME REGULAR-SEASON STATISTICS (STEELERS)

DATE	OPPONENT	P/S	TACKLES								INTERCEPTIONS				O. FUMB				ST				MISC		SCORE			
			TK	S	A	SK	YDS	TFL	YDS	QBH	NO	YDS	LG	TD	PD	FF	FR	TD	YDS	TK	S	A	FF	FR		S	A	W/L/T
09/11	at Bengals	P	0	0	0	0	0	0	0	0	0	0	0	0	0	0	0	0	0	0	0	0	0	0	0	0	W	23-20+
09/18	Patriots	P	0	0	0	0	0	0	0	0	0	0	0	0	0	0	0	0	0	1	1	0	0	0	0	0	L	14-17
09/22	at Browns	P	0	0	0	0	0	0	0	0	0	0	0	0	0	0	0	0	2	2	0	0	0	0	0	0	L	17-29
10/02	Jets	P	0	0	0	0	0	0	0	0	0	0	0	0	0	0	0	0	0	0	0	0	1	0	0	0	L	20-24
10/09	at Bills	P	5	5	0	0	0	0	0	0	0	0	0	1	0	0	0	0	0	0	0	0	0	0	0	0	L	3-38
10/16	Buccaneers	S	3	2	1	0	0	0	0	0	0	0	0	0	0	0	0	0	0	0	0	0	0	0	0	0	W	20-18
10/23	at Dolphins	S	3	3	0	0	0	0	0	0	0	0	0	0	0	0	0	0	0	0	0	0	0	0	0	0	L	10-16
10/30	at Eagles	P	2	2	0	0	0	0	0	0	0	0	0	1	0	0	0	0	0	0	0	0	0	0	0	0	L	13-35
11/13	Saints	P	0	0	0	0	0	0	0	0	0	0	0	0	0	0	0	0	1	1	0	1	0	0	0	0	W	20-10
11/20	Bengals	P	0	0	0	0	0	0	0	0	0	0	0	0	0	0	0	0	1	1	0	0	0	0	0	0	L	30-37
11/28	at Colts	P	0	0	0	0	0	0	0	0	1	0	0	0	1	0	0	0	0	0	0	0	0	0	0	0	W	24-17
12/04	at Falcons	P	1	1	0	0	0	0	0	0	0	0	0	0	0	0	0	0	0	0	0	0	0	0	0	0	W	19-16
12/11	Ravens	P	2	1	1	0	0	0	0	0	0	0	0	0	0	0	0	0	0	0	0	0	0	0	0	0	L	14-16
12/18	at Panthers	P	2	1	1	0	0	0	0	0	0	0	0	0	0	0	0	0	1	1	0	1	0	0	0	0	W	24-16
12/24	Raiders	P	0	0	0	0	0	0	0	0	0	0	0	0	0	0	0	0	0	0	0	0	0	0	0	0	W	13-10
01/01	at Ravens	P	0	0	0	0	0	0	0	0	0	0	0	0	0	0	0	0	1	1	0	1	0	0	0	0	W	16-13
01/08	Browns	P	2	1	1	0	0	0	0	0	0	0	0	1	0	0	0	0	2	1	1	0	0	0	0	0	W	28-14
<b>2022 TOTALS</b>		17-2	20	16	4	0	0	0	0	0	1	0	0	0	4	0	0	0	0	9	5	4	0	1	0	0	9-8	

+ - Overtime

2021 GAME-BY-GAME REGULAR-SEASON STATISTICS (STEELERS)

DATE	OPPONENT	P/S	TACKLES								INTERCEPTIONS				O. FUMB				ST				MISC		SCORE				
			TK	S	A	SK	YDS	TFL	YDS	QBH	NO	YDS	LG	TD	PD	FF	FR	TD	YDS	TK	S	A	FF	FR		S	A	W/L/T	
09/12	at Bills	P	6	6	0	0	0	0	0	0	0	0	0	0	1	0	0	0	0	0	0	0	1	0	1	0	0	W	23-16
09/19	Raiders	S	6	6	0	0	0	0	0	0	0	0	0	0	0	0	0	0	0	1	0	1	0	0	0	0	L	17-26	
09/26	Bengals	P	0	0	0	0	0	0	0	0	0	0	0	1	0	0	0	0	0	1	1	0	0	0	0	0	L	10-24	
10/03	at Packers	P	1	1	0	0	0	0	0	0	0	0	0	0	0	0	0	0	0	0	0	0	0	0	0	0	L	17-27	
10/10	Broncos	S	6	6	0	0	0	0	0	0	1	0	0	0	2	0	0	0	0	0	0	0	0	0	0	0	W	27-19	
10/17	Seahawks	P	3	2	1	0	0	0	0	0	0	0	0	0	1	0	0	0	0	1	0	1	0	0	0	0	W	23-20+	
10/31	at Browns	P	0	0	0	0	0	0	0	0	0	0	0	0	0	0	0	0	0	0	0	0	0	0	0	0	W	15-10	
11/08	Bears	P	1	1	0	0	0	0	0	0	0	0	0	0	0	0	0	0	0	1	1	0	1	0	0	0	W	29-27	
11/14	Lions	P	5	4	1	0	0	0	0	0	0	0	0	0	0	0	0	0	2	2	0	2	0	0	0	0	T	16-16	
11/21	at Chargers	S	5	5	0	0	0	0	0	0	0	0	0	0	0	0	0	0	0	0	0	0	0	0	0	0	L	37-41	
11/28	at Bengals	S	4	3	1	0	0	0	0	0	0	0	0	0	0	0	0	0	0	0	0	0	0	0	0	0	L	10-41	
12/05	Ravens	P	0	0	0	0	0	0	0	0	0	0	0	0	0	0	0	0	0	1	0	1	0	0	0	0	W	20-19	
12/09	at Vikings	P	0	0	0	0	0	0	0	0	0	0	0	0	0	0	0	0	0	0	0	0	0	0	0	0	L	28-36	
12/19	Titans	P	0	0	0	0	0	0	0	0	0	0	0	0	0	0	0	0	1	1	0	1	0	0	0	0	W	19-13	
12/26	at Chiefs	P	0	0	0	0	0	0	0	0	0	0	0	0	0	0	0	0	0	0	0	0	0	0	0	0	L	10-36	
01/03	Browns	P	0	0	0	0	0	0	0	0	0	0	0	0	0	0	0	0	0	0	0	0	0	0	0	0	W	26-14	
01/09	at Ravens	P	0	0	0	0	0	0	0	0	0	0	0	0	0	0	0	0	0	1	0	1	0	0	0	0	W	16-13+	
<b>2021 TOTALS</b>		17-4	37	34	3	0	0	0	0	0	1	0	0	0	4	1	0	0	0	10	3	7	2	0	0	0	9-7-1		

+ - Overtime

2020 GAME-BY-GAME REGULAR-SEASON STATISTICS (STEELERS)

DATE	OPPONENT	P/S	TACKLES								INTERCEPTIONS				O. FUMB				ST				MISC		SCORE			
			TK	S	A	SK	YDS	TFL	YDS	QBH	NO	YDS	LG	TD	PD	FF	FR	TD	YDS	TK	S	A	FF	FR		S	A	W/L/T
09/14	at Giants	P	0	0	0	0	0	0	0	0	0	0	0	0	0	0	0	0	0	0	0	0	0	0	0	0	W	26-16
09/20	Broncos	P	0	0	0	0	0	0	0	0	0	0	0	0	0	0	0	0	0	0	0	0	0	0	0	0	W	26-21
09/27	Texans	P	0	0	0	0	0	0	0	0	0	0	0	0	0	0	0	0	0	0	0	0	0	0	0	0	W	28-21
10/11	Eagles	P	0	0	0	0	0	0	0	0	0	0	0	0	0	0	0	0	1	1	0	0	0	0	0	0	W	38-29
10/18	Browns	P	0	0	0	0	0	0	0	0	0	0	0	0	0	0	0	0	1	1	0	0	0	0	0	0	W	3-7
10/25	at Titans	P	0	0	0	0	0	0	0	0	0	0	0	0	0	0	0	0	2	2	0	0	0	0	0	0	W	27-24
11/01	at Ravens	P	0	0	0	0	0	0	0	0	0	0	0	0	0	0	0	0	0	0	0	0	0	0	0	0	W	28-24
11/08	at Cowboys	P	0	0	0	0	0	0	0	0	0	0	0	0	0	0	0	0	1	1	0	0	0	0	0	0	W	24-19
11/15	Bengals	P	0	0	0	0	0	0	0	0	0	0	0	0	0	0	0	0	0	0	0	0	0	0	0	0	W	36-10
11/22	at Jaguars	P	1	1	0	0	0	1	1	0	0	0	0	0	0	0	0	0	1	1	0	0	0	0	0	0	W	27-3
12/02	Ravens	P	0	0	0	0	0	0	0	0	0	0	0	0	0	0	0	0	1	1	0	0	0	0	0	0	W	19-14
12/07	Football Team	P	0	0	0	0	0	0	0	0	0	0	0	0	0	0	0	0	0	0	0	0	0	0	0	0	L	17-23
12/13	at Bills	P	0	0	0	0	0	0	0	0	0	0	0	0	0	0	0	0	0	0	0	0	0	0	0	0	L	15-26
12/21	at Bengals	P	0	0	0	0	0	0	0	0	0	0	0	0	0	0	0	0	0	0	0	0	0	0	0	0	L	17-27
12/27	Colts	P	0	0	0	0	0	0	0	0	0	0	0	0	0	0	0	0	1	0	1	0	0	0	0	0	W	28-24
01/03	at Browns	P	0	0	0	0	0	0	0	0	0	0	0	0	0	0	0	0	1	1	0	1	0	0	0	0	L	22-24
<b>2020 TOTALS</b>		16-0	1	1	0	0	0	0	1	1	0	0	0	0	0	0	0	0	9	6	3	0	0	0	0	0	12-4	



24

CORNERBACK

JOEY PORTER JR.

HEIGHT: 6-2  
 WEIGHT: 193  
 BORN: July 26, 2000  
 COLLEGE: Penn State

BIRTHPLACE: Bakersfield, CA  
 HOW ACQUIRED: D2a '23  
 NFL EXPERIENCE: R

PRO CAREER

- ✦ Has yet to make NFL debut

TRANSACTIONS


- ✦ Drafted by Pittsburgh in the second round (32nd overall) of the 2023 NFL Draft

COLLEGE

- ✦ Appeared in 35 games (31 starts) at Penn State (2019-22)
- ✦ Recorded 94 tackles (87 solo), two tackles for loss, 1.0 sack, one interception, 20 pass breakups, one forced fumble and one fumble recovery
- ✦ Registered school-record six pass breakups at Purdue in 2022, which tied a then-Big Ten record for a single game with Michigan's Jourdan Lewis (vs. Michigan State, 2015) and Minnesota's Michael Carter (vs. Purdue, 2012)
- ✦ The six breakups were tied for the second-most in an FBS game this in '22
- ✦ Named 2022 All-American second team by the AFCA, Associated Press, FWAA, Walter Camp Football Foundation and CBS Sports
- ✦ Named 2022 All-Big Ten first team by the coaches and media
- ✦ Tabbed 2022 Associated Press All-Big Ten first team
- ✦ Named 2022 Pro Football Focus All-Big Ten second team
- ✦ Earned the team's 2022 Most Valuable Defensive Player
- ✦ 2022 Jim Thorpe Award, Chuck Bednarik Award and Lott IMPACT Trophy semifinalist
- ✦ Earned the 2022 Bednarik Award National Player of the Week (Sept. 6)
- ✦ Named 2021 All-Big Ten third team by the coaches and honorable mention by the media
- ✦ Earned 2021 All-Big Ten third team honors from the media and honorable mention from the coaches
- ✦ Named Big Ten Freshman of the Week (Dec. 7)
- ✦ Targeted 14 times in 2022 season opener vs. Purdue (had school-record 6 PBUs)
- ✦ Targeted only 16 times over final nine games (with 5 PBUs) in 2022
- ✦ Led Power 5 with a 40.0 forced incompleton percentage

PERSONAL

- ✦ Full name is Joey Eugene Porter Jr.
- ✦ Son of Christy and Joey Porter Sr.
- ✦ Has two brothers, Jacob and Willie, and two sisters, Jayla and Jasmine
- ✦ Father, Joey Sr., was the outside linebackers coach for the NFL's Pittsburgh Steelers (2015-18)
- ✦ Father played football at Colorado State (1995-99) and played 13 seasons for the NFL's Pittsburgh Steelers, Miami Dolphins and Arizona Cardinals
- ✦ Cousin, Jason Gildon, played football at Oklahoma State (1990-94) and played 10 years for the Steelers and one season for the Jacksonville Jaguars
- ✦ Cousin, Larry Birdine Jr., played football at Oklahoma State and three seasons in the NFL
- ✦ Cousin, Sheldon Croney Jr., currently plays football at Iowa State
- ✦ Hobbies include playing video games
- ✦ Has volunteered feeding the homeless and at special needs activity day
- ✦ Plans to take over his mother's business, The Jasmine Nyree Day Center, working with autistic children after his NFL career



37

**SAFETY**

**ELIJAH RILEY**

<b>HEIGHT:</b> 6-0	<b>BIRTHPLACE:</b> Port Jefferson, NY
<b>WEIGHT:</b> 205	<b>HOW ACQUIRED:</b> W '22 (NYJ)
<b>BORN:</b> June 12, 1998	<b>NFL EXPERIENCE:</b> 3rd year
<b>COLLEGE:</b> Army	

**PRO CAREER**

- ✦ Has played in 17 regular-season games (seven starts) in his three-year career (Philadelphia 2020; N.Y. Jets 2021; Pittsburgh 2022)
- ✦ Has registered 48 tackles (25 solo), three tackles for loss, one pass defended, 1.0 sack and one quarterback hit
- ✦ Made NFL debut in Week 5 of 2020 (at Pittsburgh)
- ✦ Made NFL starting debut in Week 11 of 2021 (vs. Miami)

**2022 (STEELERS)**

- ✦ Played in four games (no starts)
- ✦ Spent the majority of the season on the Pittsburgh practice squad before being promoted to the active roster ahead of Week 16's matchup vs. Las Vegas
- ✦ Reistered three tackles (two solo) and two special teams tackles

**2021 (JETS)**

- ✦ Began the season on the Philadelphia practice squad before he signed to the Jets active roster on Nov. 9
- ✦ Appeared in eight games (seven starts), including starts in all seven games he played with the Jets
- ✦ Registered 45 tackles (23 solo), one sack, one pass defended, one quarterback hit and three tackles for loss

**2020 (EAGLES)**

- ✦ Started the season on the practice squad before promotion to the active roster on Dec. 16
- ✦ Appeared in five games, including after being elevated from the practice squad, but did not record any statistics

**TRANSACTIONS**

- ✦ Signed to the active roster by Pittsburgh on Dec. 24, 2022
- ✦ Signed to the practice squad by Pittsburgh on Aug. 31, 2022
- ✦ Waived by Pittsburgh on Aug. 30, 2022
- ✦ Claimed off waivers from N.Y. Jets by Pittsburgh on Aug. 24, 2022
- ✦ Waived by N.Y. Jets on Aug. 23, 2022
- ✦ Signed to the Philadelphia practice squad on Sept. 2, 2021
- ✦ Waived by the Eagles on Aug. 31, 2021
- ✦ Signed to the Philadelphia active roster on Dec. 16, 2020
- ✦ Signed to the Eagles practice squad on Oct. 20, 2020
- ✦ Signed to the Philadelphia active roster on Oct. 17, 2020
- ✦ Signed to the Eagles practice squad on Oct. 12, 2020
- ✦ Signed to the Philadelphia active roster on Oct. 10, 2020
- ✦ Signed to the Eagles practice squad on Sept. 6, 2020
- ✦ Waived by Philadelphia on Sept. 3, 2020
- ✦ Signed as an undrafted rookie free agent with the Eagles on Apr. 26, 2020


**COLLEGE**

- ✦ Played in 44 games (32 starts) in four-year career at Army (2016-19)
- ✦ Registered 201 career tackles (142 solo), 17.5 tackles for loss, 6.5 sacks, seven interceptions, 28 passes defended, three forced fumbles, two fumble recoveries and one blocked field goal (returned for a TD)
- ✦ 2019 East-West Shrine Bowl Participant
- ✦ One of 14 semifinalists for the 2019 Paycom Jim Thorpe Award, given to a defensive back and is based on performance on the field, athletic ability and character

**PERSONAL**

- ✦ After winning the Commander-in-Chief's Trophy in 2018 and celebrating at the White House, Riley asked President Trump whether athletes at service academies could be granted the opportunity to defer their mandatory active-duty service obligation to play professional sports
- ✦ In June 2019, a new policy was created that allow athletes from the service academies to defer their service while they pursue pro careers
- ✦ Three-year letterwinner at Newfield High School (NY)
- ✦ Named the recipient of the Carl Hansen Award, given to the top player in Suffolk County by Newsday
- ✦ Won the Tom Cassese Award as the top defensive player in Suffolk County by Newsday
- ✦ Two-time team captain





50

**LINEBACKER**

**ELANDON ROBERTS**

<b>HEIGHT:</b> 6-1	<b>BIRTHPLACE:</b> Port Arthur, TX
<b>WEIGHT:</b> 238	<b>HOW ACQUIRED:</b> FA '23
<b>BORN:</b> April 22, 1994	<b>NFL EXPERIENCE:</b> 8th year
<b>COLLEGE:</b> Houston	

**PRO CAREER**

- ✦ Has played in 107 games (76 starts) in his seven-year career with New England (2016-19) and Miami (2020-22)
- ✦ Has registered 449 tackles (257 solo), 37 tackles for loss, 23 quarterback hits, 11.0 sacks, 10 passes defended, four forced fumbles, two fumble recoveries, one interception, one interception returned for a touchdown and one receiving touchdown
- ✦ Has played in 11 postseason contests (eight starts) and registered 34 tackles (21 solo), two quarterback hits and one tackle for loss
- ✦ Served as a defensive team captain for four consecutive seasons (2019-22)
- ✦ Two-time Super Bowl champion with New England (LI and LIII)
- ✦ Recipient of the 2021 Ed Block Courage Award (Miami recipient) and 2020 Nat Moore Community Service Award
- ✦ Made NFL debut in Week 2 of 2016 (vs. Miami)
- ✦ Made NFL starting debut in Week 6 of 2016 (vs. Cincinnati)

**2022 (DOLPHINS)**

- ✦ Started all 17 regular-season games
- ✦ Set career-highs in tackles (104), tackles for loss (10), quarterback hits (six) and sacks (4.5)
- ✦ Ranked first on the team in total tackles, second in tackles for loss and third in solo tackles (65) and sacks
- ✦ Recorded the second multi-sack game of his career with 1.5 sacks in Week 6 vs. Minnesota
- ✦ Registered double-digit tackles in a single game for the second time in his career with 10 in Week 9 at Chicago
- ✦ Eclipsed 100 tackles for the first time in his career in Week 17 at New England

**2021 (DOLPHINS)**

- ✦ Played in all 17 regular-season games (15 starts)
- ✦ Registered 83 tackles (42 solo), 1.0 sack, one interception, six tackles for loss, four passes defended, two forced fumbles and one interception returned for TD
- ✦ Notched the first interception of his career in Week 3 at Las Vegas and returned it 85 yards for a touchdown, the third-longest interception return of the season
- ✦ Added on a forced fumble at Las Vegas to mark his first multi-turnover game

**2020 (DOLPHINS)**

- ✦ Played in 13 games (11 starts)
- ✦ Amassed 58 tackles (31 solo), 1.5 sacks, seven tackles for loss, three quarterback hits, one forced fumble and one fumble recovery
- ✦ Returned one kickoff for 13 yards in Week 15 vs. New England
- ✦ Recovered a fumble forced by CB Xavien Howard in the third quarter of the Week 15 victory

**2019 (PATRIOTS)**

- ✦ Played in all 16 games with three starts
- ✦ Registered 28 tackles (18 solo), 1.0 sack, three quarterback hits, one tackle for loss and one pass defended
- ✦ Helped the defense lead the NFL in fewest total yards allowed per game (275.9) and points allowed per game (14.1)
- ✦ Caught a receiving touchdown for 38 yards in Week 17 vs. Miami, the longest receiving touchdown by a linebacker since the 1970 merger
- ✦ Became just the third defensive player in Patriots history to score an offensive touchdown

**2018 (PATRIOTS)**

- ✦ Appeared in all 16 regular-season games (11 starts)
- ✦ Recorded 63 tackles (30 solo), six tackles for loss, four passes defended, two quarterback hits and 1.0 sacks
- ✦ Registered seven tackles (six solo) and one tackle for loss in three playoff appearances

**2017 (PATRIOTS)**

- ✦ Played in 15 regular-season games (14 starts)
- ✦ Amassed 67 tackles (45 solo), four tackles for loss, three quarterback hits, 2.0 sacks, one fumble recovery and one pass defended
- ✦ Set a single-game high in sacks and recorded the first multi-sack game of his career with 2.0 in Week 12 vs. Miami
- ✦ Recorded 15 tackles (seven solo) in three postseason starts

**2016 (PATRIOTS)**

- ✦ Appeared in 13 games (five starts) as a rookie
- ✦ Registered 44 tackles (25 solo), three quarterback hits, two tackles for loss and one forced fumble
- ✦ Set a single-game high in tackles (11) and forced the first fumble of his career in Week 16 vs. New York Jets
- ✦ Appeared in all three playoff games, starting two, and registered seven tackles (five solo)

**TRANSACTIONS**

- ✦ Signed a two-year contract with Pittsburgh on Mar. 16, 2023
- ✦ Signed a one-year contract extension with Miami on Mar. 15, 2022
- ✦ Signed a one-year contract with Miami on Mar. 24, 2021
- ✦ Signed a one-year contract with Miami on Mar. 18, 2020
- ✦ Signed a four-year contract with New England on May 7, 2016
- ✦ Drafted by New England in the sixth round (214th overall) of the 2016 NFL Draft



COLLEGE

- ✦ Played in 34 games at Houston (2013-15) after transferring from Morgan State
- ✦ Finished at Houston with 175 tackles (109 solo), 23.5 tackles for loss, 7.0 sacks, six passes defended, two forced fumbles and one interception
- ✦ As a senior, led the nation with 88 solo tackles while ranking fourth nationally and leading The American with 142 total tackles
- ✦ Served as a team captain in 2015
- ✦ 2016 NFLPA Collegiate Bowl invitee, 2015 Phil Steele's AAC First Team and 2015 All-ACC First Team
- ✦ In 2012, his 107 tackles at Morgan State ranked second in school history and earned him All-MEAC second team honors

PERSONAL

- ✦ Attended Memorial High School (TX)
- ✦ Named to Port Arthur News 40th Annual Super Team and the 21-5A all-district first team
- ✦ Also a member of the school's track and field team
- ✦ Son of Stephanie and Eli Roberts

REGULAR SEASON COMPARISON: DEFENSIVE - SAN FRANCISCO 49ERS

DATE	OPP	W/L	GP/GS	TACKLES					SACK	YDS.	INT	TFL	PD	QBH	TD	MISC		
				TOT	SOLO	ASST	YDS.	INT								FF	FR	FR
11/20/16	NE @ SF	W	P	1	0	1	0.0	0.0	0	0	0	0	0	0	0	0	0	
10/11/20	MIA @ SF	W	S	1	1	0	1.0	8.0	0	1	0	1	0	0	0	0		
12/4/22	MIA @ SF	L	S	4	2	2	0.0	0.0	0	1	0	0	0	0	0			
<b>TOTALS</b>		2/1	3/2	6	3	3	1.0	8.0	0	2	0	1	0	0	0			

ELANDON ROBERTS' NFL REGULAR SEASON DEFENSIVE STATISTICS

DATE	TEAM	GP	GS	TACKLES					INTERCEPTIONS					O. FUMB			ST			MISC							
				TK	S	A	TFL	YDS	SK	YDS	QBH	NO	YDS	LG	TD	PD	FF	FR	TD	YDS	TK	S	A	FF	FR	S	A
2016	Patriots	13	5	44	25	19	2	5	0.0	0.0	3	0	0	0	0	1	0	0	0	1	0	1	0	0	0	0	0
2017	Patriots	15	14	67	45	22	4	16	2.0	13.0	3	0	0	0	1	0	1	0	0	0	0	0	0	0	0	0	
2018	Patriots	16	11	63	30	33	6	18	1.0	7.0	2	0	0	0	4	0	0	0	0	2	1	1	0	0	0	0	
2019	Patriots	16	3	28	18	10	1	11	1.0	11.0	3	0	0	0	1	0	0	0	0	1	0	1	0	0	0	0	
2020	Dolphins	12	10	61	33	28	8	20	1.5	11.5	4	0	0	0	1	1	0	0	0	0	0	0	0	0	0	0	
2021	Dolphins	17	15	83	42	41	6	14	1.0	7.0	2	1	85	85t	1	4	2	0	0	0	0	0	0	0	0	0	
2022	Dolphins	17	17	104	65	39	10	55	4.5	43.0	6	0	0	0	0	0	0	0	0	3	3	0	0	0	0	0	
<b>NFL TOTALS</b>		106	75	450	258	192	37	139	11.0	92.5	23	1	85	85t	1	10	4	2	0	0	7	4	3	0	0	0	

ELANDON ROBERTS' NFL POSTSEASON DEFENSIVE STATISTICS

DATE	TEAM	GP	GS	TACKLES					INTERCEPTIONS					O. FUMB			ST			MISC						
				TK	S	A	TFL	YDS	SK	YDS	QBH	NO	YDS	LG	TD	PD	FF	FR	TD	YDS	TK	S	A	FF	FR	S
2016	Patriots	3	2	7	5	2	0	0	0.0	0.0	0	0	0	0	0	0	0	0	0	0	0	0	0	0	0	0
2017	Patriots	3	3	15	7	8	0	0	0.0	0.0	0	0	0	0	0	0	0	0	0	0	0	0	0	0	0	0
2018	Patriots	3	1	7	6	1	1	2	0.0	0.0	0	0	0	0	0	0	0	0	0	0	0	0	0	0	0	0
2019	Patriots	1	1	2	1	1	0	0	0.0	0.0	0	0	0	0	0	0	0	0	0	0	0	0	0	0	0	0
2022	Dolphins	1	1	3	2	1	0	0	0.0	0.0	2	0	0	0	0	0	0	0	0	0	0	0	0	0	0	0
<b>NFL TOTALS</b>		11	8	34	21	13	1	2	0.0	0.0	2	0	0	0	0	0	0	0	0	0	0	0	0	0	0	0

SINGLE-GAME HIGHS: DEFENSIVE

- |                        |   |                                  |   |
|------------------------|---|----------------------------------|---|
| <b>Total Tackles</b>   | 11 vs. New York Jets, Dec 24, 2016<br>9 vs. New England Patriots, Dec 20, 2020<br>...1 more at 9.   | <b>Fumble Recoveries</b>         | 1 vs. New England Patriots, Dec 20, 2020<br>1 vs. Carolina Panthers, Oct 01, 2017<br>2 vs. Los Angeles Rams, Nov 01, 2020 |
| <b>Solo Tackles</b>    | 7 at New Orleans Saints, Sep 17, 2017<br>6 vs. Houston Texans, Sep 24, 2017<br>...2 more at 6.      | <b>Tackles For Loss</b>          | 2 at Tennessee Titans, Nov 11, 2018<br>...2 more at 2.  |
| <b>Sacks</b>           | 2.0 vs. Miami Dolphins, Nov 26, 2017<br>1.0 vs. Baltimore Ravens, Nov 11, 2021<br>...3 more at 1.0. | <b>Interceptions</b>             | 1 at Las Vegas Raiders, Sep 26, 2021  |
| <b>Passes Defensed</b> | 1 vs. New York Giants, Dec 05, 2021<br>1 at Tampa Bay Buccaneers, Oct 10, 2021<br>...8 more at 1.   | <b>Interception Return Yards</b> | 85 at Las Vegas Raiders, Sep 26, 2021   |
| <b>Forced Fumbles</b>  | 1 at Buffalo Bills, Oct 31, 2021<br>1 at Las Vegas Raiders, Sep 26, 2021<br>...2 more at 1.         | <b>Special Teams Tackles</b>     | 2 vs. Houston Texans, Sep 09, 2018<br>1 at New York Jets, Oct 21, 2019<br>...1 more at 1.                                 |

SINGLE-GAME HIGHS - POSTSEASON: DEFENSIVE

Total Tackles 7 vs. Jacksonville Jaguars, Jan 21, 2018  
 6 vs. Philadelphia Eagles, Feb 04, 2018  
 3 at Kansas City Chiefs, Jan 20, 2019  
 3 vs. Los Angeles Chargers, Jan 13, 2019  
 3 vs. Houston Texans, Jan 14, 2017

Solo Tackles 3 at Kansas City Chiefs, Jan 20, 2019  
 3 vs. Jacksonville Jaguars, Jan 21, 2018  
 2 vs. Los Angeles Chargers, Jan 13, 2019  
 2 vs. Philadelphia Eagles, Feb 04, 2018  
 ...3 more at 2.

2022 GAME-BY-GAME REGULAR-SEASON STATISTICS (DOLPHINS)

DATE	OPPONENT	P/S	TACKLES							INTERCEPTIONS				O. FUMB			ST			MISC		W/L	SCORE				
			TK	S	A	SK	YDS	TFL	YDS	QBH	NO	YDS	LG	TD	PD	FF	FR	TD	YDS	TK	S			A	FF	FR	S
09/11	at Patriots	S	5	3	2	0.0	0.0	0	0	0	0	0	0	0	0	0	0	0	0	0	0	0	0	0	0	W	20-7
09/18	at Ravens	S	4	2	2	0.0	0.0	1	0	0	0	0	0	0	0	0	0	0	0	0	0	0	0	0	0	W	42-38
09/25	Bills	S	7	3	4	0.0	0.0	1	0	0	0	0	0	0	0	0	0	0	0	0	0	0	0	0	0	W	21-19
09/29	at Bengals	S	4	1	3	0.0	0.0	0	0	0	0	0	0	0	0	0	0	0	0	0	0	0	0	0	0	L	15-27
10/09	at Jets	S	7	4	3	0.0	0.0	1	2	0	0	0	0	0	0	0	0	0	0	0	0	0	0	0	0	L	17-40
10/16	Vikings	S	7	3	4	1.5	10.0	1	8	2	0	0	0	0	0	0	0	0	0	0	0	0	0	0	0	L	16-24
10/23	Steelers	S	3	2	1	0.0	0.0	0	0	0	0	0	0	0	0	0	0	0	0	0	0	0	0	0	0	W	16-10
10/30	at Lions	S	8	4	4	0.0	0.0	0	0	0	0	0	0	0	0	0	0	0	0	0	0	0	0	0	0	W	31-27
11/06	at Bears	S	5	5	0.0	0.0	0	0	0	0	0	0	0	0	0	0	0	0	0	0	0	0	0	0	0	W	35-32
11/13	Browns	S	7	6	1	0.0	0.0	0	0	1	0	0	0	0	0	0	0	0	0	0	0	0	0	0	0	W	39-17
11/27	Texans	S	8	7	1	1.0	8.0	1	8	1	0	0	0	0	0	0	0	0	1	1	0	0	0	0	0	W	30-15
12/04	at 49ers	S	4	2	2	0.0	0.0	1	4	0	0	0	0	0	0	0	0	0	0	0	0	0	0	0	0	L	17-33
12/11	at Chargers	S	6	6	0	0.0	0.0	0	0	0	0	0	0	0	0	0	0	0	0	0	0	0	0	0	0	L	17-23
12/17	at Bills	S	4	4	0	0.0	0.0	1	3	0	0	0	0	0	0	0	0	0	1	1	0	0	0	0	0	L	29-32
12/25	Packers	S	7	4	3	1.0	13.0	1	13	1	0	0	0	0	0	0	0	0	0	0	0	0	0	0	0	L	20-26
01/01	at Patriots	S	9	6	3	1.0	12.0	1	12	1	0	0	0	0	0	0	0	0	1	1	0	0	0	0	0	L	21-23
01/08	Jets	S	4	3	1	0.0	0.0	1	5	0	0	0	0	0	0	0	0	0	0	0	0	0	0	0	0	W	11-6
2022 TOTALS			17-17	104	65	39	4.5	43.0	10	55	6	0	0	0	0	0	0	0	3	3	0	0	0	0	0	9-8	

2021 GAME-BY-GAME REGULAR-SEASON STATISTICS (DOLPHINS)

DATE	OPPONENT	P/S	TACKLES							INTERCEPTIONS				O. FUMB			ST			MISC		W/L	SCORE				
			TK	S	A	SK	YDS	TFL	YDS	QBH	NO	YDS	LG	TD	PD	FF	FR	TD	YDS	TK	S			A	FF	FR	S
09/12	at Patriots	S	2	2	0	0.0	0.0	0	0	1	0	0	0	0	1	0	0	0	0	0	0	0	0	0	0	W	17-16
09/19	Bills	P	3	0	3	0.0	0.0	0	0	0	0	0	0	0	0	0	0	0	0	0	0	0	0	0	0	L	0-35
09/26	at Raiders	S	6	3	3	0.0	0.0	0	0	0	1	85	85	1	1	0	0	0	0	0	0	0	0	0	0	L	28-31+
10/03	Colts	S	6	5	1	0.0	0.0	0	0	0	0	0	0	0	0	0	0	0	0	0	0	0	0	0	0	L	17-27
10/10	at Buccaneers	S	3	2	1	0.0	0.0	1	1	0	0	0	0	0	1	0	0	0	0	0	0	0	0	0	0	L	17-45
10/17	at Jaguars	P	4	2	2	0.0	0.0	0	0	0	0	0	0	0	0	0	0	0	0	0	0	0	0	0	0	L	20-23
10/24	Falcons	S	7	5	2	0.0	0.0	1	0	0	0	0	0	0	0	0	0	0	0	0	0	0	0	0	0	L	28-30
10/31	at Bills	S	4	2	2	0.0	0.0	0	0	0	0	0	0	0	0	1	0	0	0	0	0	0	0	0	0	L	11-26
11/07	Texans	S	7	3	4	0.0	0.0	0	0	0	0	0	0	0	0	0	0	0	0	0	0	0	0	0	0	W	17-9
11/11	Ravens	S	6	2	4	1.0	7.0	1	7	1	0	0	0	0	0	0	0	0	0	0	0	0	0	0	0	W	22-10
11/21	at Jets	S	5	3	2	0.0	0.0	0	0	0	0	0	0	0	0	0	0	0	0	0	0	0	0	0	0	W	24-17
11/28	Panthers	S	3	2	1	0.0	0.0	1	1	0	0	0	0	0	0	0	0	0	0	0	0	0	0	0	0	W	33-10
12/05	Giants	S	2	2	0	0.0	0.0	1	5	0	0	0	0	0	1	0	0	0	0	0	0	0	0	0	0	W	20-9
12/19	Jets	S	6	1	5	0.0	0.0	0	0	0	0	0	0	0	0	0	0	0	0	0	0	0	0	0	0	W	31-24
12/27	at Saints	S	7	3	4	0.0	0.0	0	0	0	0	0	0	0	0	0	0	0	0	0	0	0	0	0	0	W	20-3
01/02	at Titans	S	7	3	4	0.0	0.0	1	0	0	0	0	0	0	0	0	0	0	0	0	0	0	0	0	0	L	3-34
01/09	Patriots	S	5	2	3	0.0	0.0	0	0	0	0	0	0	0	0	0	0	0	0	0	0	0	0	0	0	W	33-24
2021 TOTALS			17-15	83	42	41	1.0	7.0	6	14	2	1	85	85	1	4	2	0	0	0	0	0	0	0	0	9-8	

+ - Overtime

2020 GAME-BY-GAME REGULAR-SEASON STATISTICS (DOLPHINS)

DATE	OPPONENT	P/S	TACKLES							INTERCEPTIONS				O. FUMB			ST			MISC		W/L	SCORE				
			TK	S	A	SK	YDS	TFL	YDS	QBH	NO	YDS	LG	TD	PD	FF	FR	TD	YDS	TK	S			A	FF	FR	S
09/13	at Patriots	S	4	3	1	0.0	0.0	1	1	0	0	0	0	0	0	0	0	0	0	0	0	0	0	0	0	L	11-21
09/20	Bills																									L	28-31
09/24	at Jaguars	S	7	3	4	0.0	0.0	0	0	1	0	0	0	0	0	0	0	0	0	0	0	0	0	0	0	W	31-13
10/04	Seahawks	S	8	5	3	0.0	0.0	1	1	0	0	0	0	0	0	1	0	0	0	0	0	0	0	0	0	L	23-31
10/11	at 49ers	S	1	1	0	1.0	8.0	1	8	1	0	0	0	0	0	0	0	0	0	0	0	0	0	0	0	W	43-17
11/01	Rams	P	5	4	1	0.0	0.0	2	5	0	0	0	0	0	0	0	0	0	0	0	0	0	0	0	0	W	28-17
11/08	at Cardinals	S	5	3	2	0.0	0.0	0	0	0	0	0	0	0	0	0	0	0	0	0	0	0	0	0	0	W	34-31
11/15	Chargers	S	7	1	6	0.0	0.0	0	0	0	0	0	0	0	0	0	0	0	0	0	0	0	0	0	0	W	29-21
11/22	at Broncos	S	5	3	2	0.0	0.0	1	2	0	0	0	0	0	0	0	0	0	0	0	0	0	0	0	0	L	13-20
11/29	at Jets	S	5	1	4	0.5	3.5	1	1	1	0	0	0	0	0	0	0	0	0	0	0	0	0	0	0	W	20-3
12/06	Bengals	S	1	1	0	0.0	0.0	0	0	0	0	0	0	0	0	0	0	0	0	0	0	0	0	0	0	W	19-7
12/13	Chiefs																									L	27-33
12/20	Patriots	S	9	5	4	0.0	0.0	0	0	0	0	0	0	0	0	1	0	0	0	0	0	0	0	0	0	W	22-12
12/26	at Raiders	P	1	1	0	0.0	0.0	0	0	0	0	0	0	0	0	0	0	0	0	0	0	0	0	0	0	W	26-25
01/03	at Bills																									L	26-56
2020 TOTALS			12-10	58	31	27	1.5	11.5	7	18	3	0	0	0	0	0	1	1	0	0	0	0	0	0	0	9-6	



2022 GAME-BY-GAME POSTSEASON STATISTICS (DOLPHINS)

DATE	OPPONENT	P/S	TACKLES							INTERCEPTIONS					O. FUMB			ST				MISC		SCORE			
			TK	S	A	SK	YDS	TFL	YDS	QBH	NO	YDS	LG	TD	PD	FF	FR	TD	YDS	TK	S	A	FF		FR	S	A
01/15	at Bills	S	3	2	1	0.0	0.0	0	0	0	2	0	0	0	0	0	0	0	0	0	0	0	0	0	0	L	31-34
<b>2022 TOTALS</b>		<b>1-1</b>	<b>3</b>	<b>2</b>	<b>1</b>	<b>0.0</b>	<b>0.0</b>	<b>0</b>	<b>0</b>	<b>2</b>	<b>0</b>	<b>0</b>	<b>0</b>	<b>0</b>	<b>0</b>	<b>0</b>	<b>0</b>	<b>0</b>	<b>0</b>	<b>0</b>	<b>0</b>	<b>0</b>	<b>0</b>	<b>0</b>	<b>0</b>	<b>0-1</b>	

2019 GAME-BY-GAME POSTSEASON STATISTICS (PATRIOTS)

DATE	OPPONENT	P/S	TACKLES							INTERCEPTIONS					O. FUMB			ST				MISC		SCORE			
			TK	S	A	SK	YDS	TFL	YDS	QBH	NO	YDS	LG	TD	PD	FF	FR	TD	YDS	TK	S	A	FF		FR	S	A
01/04	Titans	S	2	1	1	0.0	0.0	0	0	0	0	0	0	0	0	0	0	0	0	0	0	0	0	0	0	L	13-20
<b>2019 TOTALS</b>		<b>1-1</b>	<b>2</b>	<b>1</b>	<b>1</b>	<b>0.0</b>	<b>0.0</b>	<b>0</b>	<b>0</b>	<b>0</b>	<b>0</b>	<b>0</b>	<b>0</b>	<b>0</b>	<b>0</b>	<b>0</b>	<b>0</b>	<b>0</b>	<b>0</b>	<b>0</b>	<b>0</b>	<b>0</b>	<b>0</b>	<b>0</b>	<b>0</b>	<b>0-1</b>	

2018 GAME-BY-GAME POSTSEASON STATISTICS (PATRIOTS)

DATE	OPPONENT	P/S	TACKLES							INTERCEPTIONS					O. FUMB			ST				MISC		SCORE			
			TK	S	A	SK	YDS	TFL	YDS	QBH	NO	YDS	LG	TD	PD	FF	FR	TD	YDS	TK	S	A	FF		FR	S	A
01/13	Chargers	S	3	2	1	0.0	0.0	0	0	0	0	0	0	0	0	0	0	0	0	0	0	0	0	0	0	W	41-28
01/20	at Chiefs	P	3	3	0	0.0	0.0	1	2	0	0	0	0	0	0	0	0	0	0	0	0	0	0	0	0	W	37-31+
02/03	at Rams	P	1	1	0	0.0	0.0	0	0	0	0	0	0	0	0	0	0	0	0	0	0	0	0	0	0	W	13-3
<b>2018 TOTALS</b>		<b>3-1</b>	<b>7</b>	<b>6</b>	<b>1</b>	<b>0.0</b>	<b>0.0</b>	<b>1</b>	<b>2</b>	<b>0</b>	<b>0</b>	<b>0</b>	<b>0</b>	<b>0</b>	<b>0</b>	<b>0</b>	<b>0</b>	<b>0</b>	<b>0</b>	<b>0</b>	<b>0</b>	<b>0</b>	<b>0</b>	<b>0</b>	<b>0</b>	<b>3-0</b>	

+- Overtime

2017 GAME-BY-GAME POSTSEASON STATISTICS (PATRIOTS)

DATE	OPPONENT	P/S	TACKLES							INTERCEPTIONS					O. FUMB			ST				MISC		SCORE			
			TK	S	A	SK	YDS	TFL	YDS	QBH	NO	YDS	LG	TD	PD	FF	FR	TD	YDS	TK	S	A	FF		FR	S	A
01/13	Titans	S	2	2	0	0.0	0.0	0	0	0	0	0	0	0	0	0	0	0	0	0	0	0	0	0	0	W	35-14
01/21	Jaguars	S	7	3	4	0.0	0.0	0	0	0	0	0	0	0	0	0	0	0	0	0	0	0	0	0	0	W	24-20
02/04	Eagles	S	6	2	4	0.0	0.0	0	0	0	0	0	0	0	0	0	0	0	0	0	0	0	0	0	0	L	33-41
<b>2017 TOTALS</b>		<b>3-3</b>	<b>15</b>	<b>7</b>	<b>8</b>	<b>0.0</b>	<b>0.0</b>	<b>0</b>	<b>0</b>	<b>0</b>	<b>0</b>	<b>0</b>	<b>0</b>	<b>0</b>	<b>0</b>	<b>0</b>	<b>0</b>	<b>0</b>	<b>0</b>	<b>0</b>	<b>0</b>	<b>0</b>	<b>0</b>	<b>0</b>	<b>0</b>	<b>2-1</b>	

2016 GAME-BY-GAME POSTSEASON STATISTICS (PATRIOTS)

DATE	OPPONENT	P/S	TACKLES							INTERCEPTIONS					O. FUMB			ST				MISC		SCORE			
			TK	S	A	SK	YDS	TFL	YDS	QBH	NO	YDS	LG	TD	PD	FF	FR	TD	YDS	TK	S	A	FF		FR	S	A
01/14	Texans	S	3	1	2	0.0	0.0	0	0	0	0	0	0	0	0	0	0	0	0	0	0	0	0	0	0	W	34-16
01/22	Steelers	S	2	2	0	0.0	0.0	0	0	0	0	0	0	0	0	0	0	0	0	0	0	0	0	0	0	W	36-17
02/05	at Falcons	P	2	2	0	0.0	0.0	0	0	0	0	0	0	0	0	0	0	0	0	0	0	0	0	0	0	W	34-28+
<b>2016 TOTALS</b>		<b>3-2</b>	<b>7</b>	<b>5</b>	<b>2</b>	<b>0.0</b>	<b>0.0</b>	<b>0</b>	<b>0</b>	<b>0</b>	<b>0</b>	<b>0</b>	<b>0</b>	<b>0</b>	<b>0</b>	<b>0</b>	<b>0</b>	<b>0</b>	<b>0</b>	<b>0</b>	<b>0</b>	<b>0</b>	<b>0</b>	<b>0</b>	<b>0</b>	<b>3-0</b>	

+- Overtime



93

**HEIGHT:** 5-11  
**WEIGHT:** 235  
**BORN:** August 14, 1999  
**COLLEGE:** Mississippi

**BIRTHPLACE:** Leesburg, GA  
**HOW ACQUIRED:** D7a '22  
**NFL EXPERIENCE:** 2nd year

**LINEBACKER**  
**MARK ROBINSON**

**PRO CAREER**

- ✦ Has played in four games (two starts)
- ✦ Made NFL debut in Week 6 of 2022 (vs. Tampa Bay)
- ✦ Made NFL starting debut in Week 17 of 2022 (at Baltimore)

**2022 (STEELERS)**

- ✦ Registered eight tackles (three solo) and one tackle on special teams
- ✦ Had a season-high seven tackles in his first career start in Week 17 at Baltimore

**TRANSACTIONS**

- ✦ Signed a four-year contract with Pittsburgh on May 13, 2022
- ✦ Drafted by the Steelers in the seventh round (241st overall) of the 2022 NFL Draft

**COLLEGE**

- ✦ Played in 13 games (nine starts) in his only season at Ole Miss (2021)
- ✦ Registered 92 tackles (42 solo), 8.5 tackles for loss, 3.0 sacks and three QB hits
- ✦ Ranked second on the Rebels in tackles and third in TFLs
- ✦ Played two seasons as a running back at Southeast Missouri (2018-19)
- ✦ Saw action in 25 games and rushed for 909 yards and 11 TDs
- ✦ Played one season as a running back at Presbyterian College (2017)
- ✦ Saw action in all 11 games and made two starts as a freshman
- ✦ Gained 332 yards and led the team with five rushing TDs on 75 carries
- ✦ Named Big South Freshman of the Week after rushing for 86 yards and two TDs against Campbell

**PERSONAL**

- ✦ First-Team all-region selection at Lee County High School
- ✦ Son of Sykie Bradwell
- ✦ Full name is Mark Isaiah Robinson
- ✦ Born August 14, 1999

**MARK ROBINSON'S NFL REGULAR SEASON DEFENSIVE STATISTICS**

DATE	TEAM	GP	GS	TACKLES							INTERCEPTIONS					O. FUMB				ST				MISC.		
				TK	S	A	TFL	YDS	SK	YDS	QBH	NO	YDS	LG	TD	PD	FF	FR	TD	YDS	TK	S	A	FF	FR	S
2022	Steelers	4	2	8	3	5	0	0	0.0	0.0	0	0	0	0	0	0	0	0	0	1	0	1	0	0	0	0
<b>NFL TOTALS</b>		<b>4</b>	<b>2</b>	<b>8</b>	<b>3</b>	<b>5</b>	<b>0</b>	<b>0</b>	<b>0.0</b>	<b>0.0</b>	<b>0</b>	<b>0</b>	<b>0</b>	<b>0</b>	<b>0</b>	<b>0</b>	<b>0</b>	<b>0</b>	<b>0</b>	<b>1</b>	<b>0</b>	<b>1</b>	<b>0</b>	<b>0</b>	<b>0</b>	<b>0</b>

**SINGLE-GAME HIGHS: DEFENSIVE**

- Total Tackles: 7 at Baltimore Ravens, Jan 01, 2023
- Special Teams Tackles: 1 vs. Cleveland Browns, Jan 08, 2023
- Solo Tackles: 2 at Baltimore Ravens, Jan 01, 2023
- 1 vs. Cleveland Browns, Jan 08, 2023

2022 GAME-BY-GAME REGULAR-SEASON STATISTICS (STEELERS)

DATE	OPPONENT	P/S	TACKLES							INTERCEPTIONS					O. FUMB				ST				MISC		W/L	SCORE		
			TK	S	A	SK	YDS	TFL	YDS	QBH	NO	YDS	LG	TD	PD	FF	FR	TD	YDS	TK	S	A	FF	FR			S	A
09/11	at Bengals																										W	23-20+
09/18	Patriots																										L	14-17
09/22	at Browns																										L	17-29
10/02	Jets																										L	20-24
10/09	at Bills																										L	3-38
10/16	Buccaneers	P	0	0	0	0.0	0.0	0	0	0	0	0	0	0	0	0	0	0	0	0	0	0	0	0	0	0	W	20-18
10/23	at Dolphins																										L	10-16
10/30	at Eagles																										L	13-35
11/13	Saints																										W	20-10
11/20	Bengals																										L	30-37
11/28	at Colts																										W	24-17
12/04	at Falcons																										W	19-16
12/11	Ravens																										L	14-16
12/18	at Panthers	P	0	0	0	0.0	0.0	0	0	0	0	0	0	0	0	0	0	0	0	0	0	0	0	0	0	0	W	24-16
12/24	Raiders																										W	13-10
01/01	at Ravens	S	7	2	5	0.0	0.0	0	0	0	0	0	0	0	0	0	0	0	0	0	0	0	0	0	0	0	W	16-13
01/08	Browns	S	1	1	0	0.0	0.0	0	0	0	0	0	0	0	0	0	0	0	0	0	0	0	0	0	0	0	W	28-14
<b>2022 TOTALS</b>		<b>4-2</b>	<b>8</b>	<b>3</b>	<b>5</b>	<b>0.0</b>	<b>0.0</b>	<b>0</b>	<b>0</b>	<b>0</b>	<b>0</b>	<b>0</b>	<b>0</b>	<b>0</b>	<b>0</b>	<b>0</b>	<b>0</b>	<b>0</b>	<b>0</b>	<b>0</b>	<b>0</b>	<b>0</b>	<b>0</b>	<b>0</b>	<b>0</b>	<b>0</b>	<b>9-8</b>	

+ - Overtime



# 11

**WIDE RECEIVER**

## ALLEN ROBINSON II

**HEIGHT:** 6-2

**WEIGHT:** 220

**BORN:** August 24, 1993

**COLLEGE:** Penn State

**BIRTHPLACE:** Detroit, MI

**HOW ACQUIRED:** TR '23 (LAR)

**NFL EXPERIENCE:** 10th year



'15

**PRO CAREER**

- ✦ Has played in 110 career games (105 starts) over nine seasons with Jacksonville (2014-17), Chicago (2018-21) and L.A. Rams (2022)
- ✦ Has recorded 528 career receptions for 6,748 yards (12.8 avg.) and 43 TDs; has at least one reception in all 110 career games
- ✦ His 110 consecutive games with at least one reception is the third-longest active streak to open an NFL career
- ✦ His 110 consecutive games with at least one reception is the sixth-longest active streak in the NFL
- ✦ Among active players in the NFL, ranks 15th in the League in receiving yards, 16th in receptions and 16th in TDs
- ✦ Ranked third in the NFL among wide receivers with 2,397 receiving yards during the 2019 and 2020 seasons (Stefon Diggs 2,665; DeAndre Hopkins 2,572), recording 1,147 yards in 2019 and 1,250 yards in 2020
- ✦ Fifth Bears player ever to post back-to-back 1,000 yard-seasons (2019-20)
- ✦ Tied for first in Bears history with five 10+ reception-games (Brandon Marshall and Alshon Jeffery)
- ✦ Has registered 100 or more receiving yards in 16 games since he entered the league in 2014
- ✦ Has recorded two or more receiving TDs in eight games since he entered the league in 2014, which is tied for the ninth-most over the span
- ✦ Registered four multiple TD games in Jacksonville, which are tied for the second-most in franchise history
- ✦ His 14 TD receptions in 2015 with Jacksonville set the single-season franchise record
- ✦ Captured the 2020 Brian Piccolo Award (veteran) which honors the Bears veteran who best exemplifies Piccolo's courage, loyalty, teamwork, dedication and sense of humor
- ✦ Chicago's 2019 Walter Payton Man of the Year nominee
- ✦ Received Ed Block Courage Award
- ✦ PFWA Media Good Guy award in 2019
- ✦ Selected to the 2015 Pro Bowl and captured the Ed Block Courage Award in Jacksonville
- ✦ Made NFL debut in Week 1 of 2014 (at Philadelphia)
- ✦ Made NFL starting debut in Week 3 of 2014 (vs. Indianapolis)

**2022 (RAMS)**

- ✦ Played in and started 10 games
- ✦ Registered 33 catches for 339 yards and three TDs before being injured following Week 11
- ✦ Reached 500 career receptions for his career in the first quarter of the Week 2 matchup against Atlanta
- ✦ Became the 160th member of the 500 catch club in NFL history
- ✦ Registered 63 yards on five catches and one TD against the Panthers in Week 6, setting a season-high in receiving yards and breaking a previous high of 53 yards set in Week 2 against the Falcons

**2021 (BEARS)**

- ✦ Started and played in 12 games, recording 410 receiving yards (10.8 avg.) and one TD
- ✦ Had two receptions for 24 yards and caught an 11-yard touchdown pass in the first quarter of the Week 2 win over the Bengals
- ✦ Logged a season-high 68 receiving yards on four receptions (17.0 avg.) during Monday Night Football at the Steelers in Week 9
- ✦ Inactive for Weeks 11-13 due to injury
- ✦ Converted on a two-point conversion to put the Bears up 14-0 following Damien Williams 23-yard TD reception with 0:31 to go in the first half Week 18 at Minnesota

**2020 (BEARS)**

- ✦ Led the team with 102 receptions (sixth in the NFL) for 1,250 yards and six TDs
- ✦ In Week 16, he reached 100 receptions on the season for the first time in his career; it marked the first 100-catch season by a Bears player since Matt Forte in 2014 (102) and the first by a WR since Brandon Marshall in 2013 (100)
- ✦ In Week 14, he eclipsed 1,000 yards on the season, becoming the fifth Bears player ever to post back-to-back 1,000-yard campaigns, joining Curtis Conway (1995-96), Marty Booker (2001-02), Brandon Marshall (2012-13), and Alshon Jeffery (2013-14)
- ✦ Joined former WR Brandon Marshall as the only Bears players to surpass season totals of 100 catches and 1,200 receiving yards (Marshall did so twice 2012-13)
- ✦ Had 22 receptions of 20+ yards, which was tied for most in Bears history (Marcus Robinson, 22, 1999)
- ✦ Finished the regular season with a catch of 20+ yards in 14 straight games, the longest such streak in Bears history
- ✦ Recorded two TDs on eight receptions for 74 yards in Week 12 at Green Bay
- ✦ Registered a career-high with 10 catches for 123 yards and a 37-yard TD in the Week 3 win over the Falcons
- ✦ Recorded 10 catches for 90 yards in the Week 5 win over the Buccaneers
- ✦ Registered another 100-yard performance in Week 4 vs. the Colts, catching seven passes for 101 yards, including one TD late in the fourth quarter; eclipsed 5,000 career receiving yards with a 27-yard grab in the second quarter
- ✦ Recorded six catches for 87 yards and a TD in the Week 8 overtime loss to the Saints; became the 17th NFL player in history to hit career totals of at least 400 receptions, 5,000 receiving yards and 35 TDs by their 80th career game

**2019 (BEARS)**

- ✦ Appeared in 16 games (15 starts), recording 98 receptions for 1,147 yards (11.7 avg) and seven TDs (all team highs)
- ✦ Recorded three 100-yard receiving games, including a season-high 131 in the Week 12 win over the Giants
- ✦ Registered 13 games with at least five catches, including seven games with seven or more
- ✦ Went over the 1,000-yard mark in Week 15 at Green Bay, becoming the first Bears receiver to eclipse 1,000 yards since Alshon Jeffery in 2014
- ✦ His 1,147 total receiving yards marked the second-highest of his career and he joined Brandon Marshall (2012-13) and Marty Booker (2002) as the only Bears to record 95+ receptions and 1,100 yards in a single season

2018 (BEARS)

- ✦ Appeared in 13 games (12 starts), recording 754 yards on 55 receptions (13.7 avg) and four TDs
- ✦ Hauled in 10 receptions in Week 2 vs. Seattle, which matched his career-high; added two TDs vs. Detroit
- ✦ Caught 10 passes for 143 yards in Wild Card playoff game vs. Philadelphia; the 10 receptions tied Matt Forte for most receptions in a postseason game and 143 receiving yards are most all-time in a postseason game in franchise history (passing Willie Gault - 129)

2017 (JAGUARS)

- ✦ Started the opening game, catching one pass for 17 yards before injuring his knee in the first quarter at Houston
- ✦ Placed on Injured Reserve in Week 2 for the remainder of the season

2016 (JAGUARS)

- ✦ Started all 16 games for the Jaguars, catching 73 passes for 883 yards (12.1 avg) and six TDs
- ✦ Recorded two 100+ yard receiving games
- ✦ Registered nine catches for 147 yards in Week 16 win vs. Tennessee
- ✦ Recorded nine receptions for 107 yards in Week 10 loss to Houston

2015 (JAGUARS)

- ✦ Started all 16 games, recording 80 receptions for 1,400 yards (17.5 avg) and 14 TDs
- ✦ His 14 TDs set a single-season franchise record and tied for the NFL lead (Doug Baldwin, Brandon Marshall)
- ✦ Set career-highs in receptions with 10 at Tennessee (12/6), receiving yards (155, vs. Miami 9/15) and receiving TDs (3, at Tennessee 12/6)
- ✦ Caught a career-long 90-yard TD at New Orleans
- ✦ Recorded six 100-yard receiving games, including two games with 150+ yards

2014 (JAGUARS)

- ✦ Played in 10 games (eight starts) as a rookie, recording 48 receptions for 548 yards (11.4 avg) and two TDs
- ✦ Was tied for first among rookies in receptions and fourth in receiving yards at the time of his injury

TRANSACTIONS

- ✦ Traded to the Steelers, along with a seventh-round pick (251st overall) from L.A. Rams, for a seventh-round pick (234th overall) in the 2023 NFL Draft
- ✦ Signed three-year contract with L.A. Rams on March 17, 2022
- ✦ Signed one-year franchise tag with Chicago on March 9, 2021
- ✦ Signed three-year contract with Chicago on March 13, 2018
- ✦ Signed four-year contract with Jacksonville on June 24, 2014
- ✦ Drafted by Jacksonville in the second round (61st overall) of the 2014 NFL Draft

COLLEGE

- ✦ Played in 25 games (24 starts) at Penn State
- ✦ Finished career with 177 receptions for 2,474 yards (14.0 avg) with 17 TDs
- ✦ Ranked second in school history for career receptions
- ✦ Two-time Big Ten Conference Receiver of the Year and earned first-team All-Big Ten honors in back-to-back seasons
- ✦ Third WR in school history to earn first-team All-American honors
- ✦ Led Big Ten in receptions and receiving yards in each of his last two seasons

PERSONAL

- ✦ Played football at St. Mary's Prep in Detroit, Michigan
- ✦ Led team to Michigan Division III state championship game as a senior
- ✦ Recorded 44 receptions for 720 yards as a senior
- ✦ Returned two punts for TDs and added two interceptions
- ✦ Captain of the varsity basketball team

COMMUNITY

- ✦ 2019 Walter Payton Man of the Year nominee (Chicago Bears)
- ✦ Involved in the Chicago community through the team and his "Within Reach Foundation," which aimed to provide educational opportunities and resources to low-income and inner-city Chicago students to help put success within reach
- ✦ Launched the foundation's first Reach for a Book Reading Zone in Chicago at the Gantz Boys & Girls Club
- ✦ Held fundraising event, which raised more than \$135,000 to support his mission
- ✦ Hosted Operation Elf event, during which he visited with 25 kids from Chicago Youth Centers, took them on a shopping spree and gave them each an autographed football
- ✦ Routinely purchased six tickets to home games to be donated to local charities
- ✦ Robinson's Within Reach Foundation: [www.allenrobinson12.org](http://www.allenrobinson12.org)

REGULAR SEASON COMPARISON: RECEIVING - SAN FRANCISCO 49ERS

DATE	OPP	W/L	GP/GS	REC	YDS.	AVG.	TD	LG	TGTS	YAC
12/23/18	CHI @ SF	W	S	6	85	14.2	0	43	8	19
10/31/21	CHI vs. SF	L	S	3	21	7.0	0	10	4	3
10/3/22	LA @ SF	L	S	2	7	3.5	0	5	6	0
10/30/22	LA vs. SF	L	S	5	54	10.8	0	23	7	8
<b>TOTALS</b>		1/3	4/4	16	167	10.4	0	43	25	30



ALLEN ROBINSON II'S NFL REGULAR SEASON RUSHING/RECEIVING STATISTICS

DATE	TEAM	GP	GS	RECEIVING					RUSHING				
				NO.	YDS.	AVG.	LG	TD	NO.	YDS.	AVG.	LG	TD
2014	Jaguars	10	8	48	548	11.4	54	2	0	0	0.0	0	0
2015	Jaguars	16	16	80	1,400	17.5	90t	14	0	0	0.0	0	0
2016	Jaguars	16	16	73	883	12.1	42	6	0	0	0.0	0	0
2017	Jaguars	1	1	1	17	17.0	17	0	0	0	0.0	0	0
2018	Bears	13	12	55	754	13.7	43	4	1	9	9.0	9	0
2019	Bears	16	15	98	1,147	11.7	49	7	1	2	2.0	2	0
2020	Bears	16	16	102	1,250	12.3	42	6	1	-1	-1.0	-1	0
2021	Bears	12	12	38	410	10.8	39	1	0	0	0.0	0	0
2022	Rams	10	10	33	339	10.3	29	3	0	0	0.0	0	0
<b>NFL TOTALS</b>		<b>110</b>	<b>106</b>	<b>528</b>	<b>6,748</b>	<b>12.8</b>	<b>90T</b>	<b>43</b>	<b>3</b>	<b>10</b>	<b>3.3</b>	<b>9</b>	<b>0</b>

ALLEN ROBINSON II'S NFL POSTSEASON RUSHING/RECEIVING STATISTICS

DATE	TEAM	GP	GS	RECEIVING					RUSHING				
				NO.	YDS.	AVG.	LG	TD	NO.	YDS.	AVG.	LG	TD
2017	Jaguars	0	0	0	0	0.0	0	0	0	0	0.0	0	0
2018	Bears	1	1	10	143	14.3	45	1	0	0	0.0	0	0
2020	Bears	1	1	6	55	9.2	21	0	0	0	0.0	0	0
<b>NFL TOTALS</b>		<b>2</b>	<b>2</b>	<b>16</b>	<b>198</b>	<b>12.4</b>	<b>45</b>	<b>1</b>	<b>0</b>	<b>0</b>	<b>0.0</b>	<b>0</b>	<b>0</b>

ALLEN ROBINSON II'S NFL REGULAR SEASON RETURN STATISTICS

DATE	TEAM	RET.	KICKOFF RETURNS				PUNT RETURNS						
			YDS.	AVG.	LG	TD	NO.	FC	YDS.	AVG.	LG	TD	
2014	Jaguars	0	0	0.0	0	0	0	0	0	0	0.0	0	0
2015	Jaguars	0	0	0.0	0	0	0	0	0	0	0.0	0	0
2016	Jaguars	0	0	0.0	0	0	0	0	0	0	0.0	0	0
2017	Jaguars	0	0	0.0	0	0	0	0	0	0	0.0	0	0
2018	Bears	0	0	0.0	0	0	0	0	0	0	0.0	0	0
2019	Bears	0	0	0.0	0	0	0	0	0	0	0.0	0	0
2020	Bears	0	0	0.0	0	0	0	0	0	0	0.0	0	0
2021	Bears	0	0	0.0	0	0	0	0	0	0	0.0	0	0
2022	Rams	0	0	0.0	0	0	0	0	0	0	0.0	0	0
<b>NFL TOTALS</b>		<b>0</b>	<b>0</b>	<b>0.0</b>	<b>0</b>	<b>0</b>	<b>0</b>	<b>0</b>	<b>0</b>	<b>0</b>	<b>0.0</b>	<b>0</b>	<b>0</b>

ALLEN ROBINSON II'S NFL POSTSEASON RETURN STATISTICS

DATE	TEAM	RET.	KICKOFF RETURNS				PUNT RETURNS						
			YDS.	AVG.	LG	TD	NO.	FC	YDS.	AVG.	LG	TD	
2017	Jaguars	0	0	0.0	0	0	0	0	0	0	0.0	0	0
2018	Bears	0	0	0.0	0	0	0	0	0	0	0.0	0	0
2020	Bears	0	0	0.0	0	0	0	0	0	0	0.0	0	0
<b>NFL TOTALS</b>		<b>0</b>	<b>0</b>	<b>0.0</b>	<b>0</b>	<b>0</b>	<b>0</b>	<b>0</b>	<b>0</b>	<b>0</b>	<b>0.0</b>	<b>0</b>	<b>0</b>

SINGLE-GAME HIGHS: RUSHING/RECEIVING

Rush Attempts	1 at Detroit Lions, Sep 13, 2020 1 at Minnesota Vikings, Dec 29, 2019 ...1 more at 1.	Longest Receptions	90t at New Orleans Saints, Dec 27, 2015 54 at Washington Redskins, Sep 14, 2014
Rushing Yards	9 at San Francisco 49ers, Dec 23, 2018 2 at Minnesota Vikings, Dec 29, 2019	Receiving TDs	3 at Tennessee Titans, Dec 06, 2015 2 at Green Bay Packers, Nov 29, 2020 ...6 more at 2.
Longest Runs	9 at San Francisco 49ers, Dec 23, 2018 2 at Minnesota Vikings, Dec 29, 2019	All-Purpose Yards	155 vs. Miami Dolphins, Sep 20, 2015 153 at Tennessee Titans, Dec 06, 2015
Receptions	10 at Jacksonville Jaguars, Dec 27, 2020 10 vs. Tampa Bay Buccaneers, Oct 08, 2020 ...4 more at 10.	Most TDs	3 at Tennessee Titans, Dec 06, 2015 2 at Green Bay Packers, Nov 29, 2020 ...6 more at 2.
Receiving Yards	155 vs. Miami Dolphins, Sep 20, 2015 153 at Tennessee Titans, Dec 06, 2015	Miscellaneous Tackles	1 vs. New York Giants, Jan 02, 2022 1 at Tampa Bay Buccaneers, Oct 24, 2021
Receiving Average	25.8 vs. Miami Dolphins, Sep 20, 2015 25.2 at New Orleans Saints, Dec 27, 2015		...7 more at 1.

SINGLE-GAME HIGHS - POSTSEASON: RECEIVING

Receptions	10 vs. Philadelphia Eagles, Jan 06, 2019 6 at New Orleans Saints, Jan 10, 2021	Receiving TDs	1 vs. Philadelphia Eagles, Jan 06, 2019
Receiving Yards	143 vs. Philadelphia Eagles, Jan 06, 2019 55 at New Orleans Saints, Jan 10, 2021	All-Purpose Yards	143 vs. Philadelphia Eagles, Jan 06, 2019 55 at New Orleans Saints, Jan 10, 2021
Receiving Average	14.3 vs. Philadelphia Eagles, Jan 06, 2019 9.2 at New Orleans Saints, Jan 10, 2021	Most TDs	1 vs. Philadelphia Eagles, Jan 06, 2019
Longest Receptions	45 vs. Philadelphia Eagles, Jan 06, 2019 25 vs. Philadelphia Eagles, Jan 06, 2019 22t vs. Philadelphia Eagles, Jan 06, 2019 21 at New Orleans Saints, Jan 10, 2021 15 at New Orleans Saints, Jan 10, 2021		

100-YARD RECEIVING GAMES (16): REGULAR SEASON

DATE	TEAM	NO.	YDS.	AVG.	LG	TD
09/20/15	DOLPHINS	6	155	25.8	52	2
11/08/15	at Jets	6	121	20.2	44	0
11/19/15	TITANS	5	113	22.6	38	0
12/06/15	at Titans	10	153	15.3	44	3
12/27/15	at Saints	6	151	25.2	90t	1
01/03/16	at Texans	5	108	21.6	36	0
11/13/16	TEXANS	9	107	11.9	19	1
12/24/16	TITANS	9	147	16.3	37	0
11/11/18	LIONS	6	133	22.2	36t	2
09/05/19	PACKERS	7	102	14.6	27	0
11/24/19	GIANTS	6	131	21.8	49	1
12/15/19	at Packers	7	125	17.9	34	0
09/27/20	at Falcons	10	123	12.3	37t	1
10/04/20	COLTS	7	101	14.4	27	1
12/13/20	TEXANS	9	123	13.7	35	1
12/27/20	at Jaguars	10	103	10.3	21	0

100-YARD RECEIVING GAMES (1): POSTSEASON

DATE	TEAM	NO.	YDS.	AVG.	LG	TD
01/06/19	EAGLES	10	143	14.3	45	1

2022 GAME-BY-GAME REGULAR-SEASON STATISTICS (RAMS)

DATE	OPPONENT	P/S	RECEIVING					RUSHING					W/L	SCORE
			NO.	YDS.	AVG.	LG	TD	NO.	YDS.	AVG.	LG	TD		
09/08	Bills	S	1	12	12.0	12	0	0	0	0.0	0	0	L	10-31
09/18	Falcons	S	4	53	13.3	29	1	0	0	0.0	0	0	W	31-27
09/25	at Cardinals	S	2	23	11.5	15	0	0	0	0.0	0	0	W	20-12
10/03	at 49ers	S	2	7	3.5	5	0	0	0	0.0	0	0	L	9-24
10/09	Cowboys	S	3	12	4.0	6	0	0	0	0.0	0	0	L	10-22
10/16	Panthers	S	5	63	12.6	22	1	0	0	0.0	0	0	W	24-10
10/30	49ers	S	5	54	10.8	23	0	0	0	0.0	0	0	L	14-31
11/06	at Buccaneers	S	3	24	8.0	15	0	0	0	0.0	0	0	L	13-16
11/13	Cardinals	S	4	44	11.0	14	0	0	0	0.0	0	0	L	17-27
11/20	at Saints	S	4	47	11.8	17	1	0	0	0.0	0	0	L	20-27
11/27	at Chiefs												L	10-26
12/04	Seahawks												L	23-27
12/08	Raiders												W	17-16
12/19	at Packers												L	12-24
12/25	Broncos												W	51-14
01/01	at Chargers												L	10-31
01/08	at Seahawks												L	16-19+
2022 TOTALS	10-10		33	339	10.3	29	3	0	0	0.0	0	0	5-12	

+ - Overtime

2021 GAME-BY-GAME REGULAR-SEASON STATISTICS (BEARS)

DATE	OPPONENT	P/S	RECEIVING					RUSHING					W/L	SCORE
			NO.	YDS.	AVG.	LG	TD	NO.	YDS.	AVG.	LG	TD		
09/12	at Rams	S	6	35	5.8	9	0	0	0	0.0	0	0	L	14-34
09/19	Bengals	S	2	24	12.0	13	1	0	0	0.0	0	0	W	20-17
09/26	at Browns	S	2	27	13.5	18	0	0	0	0.0	0	0	L	6-26
10/03	Lions	S	3	63	21.0	28	0	0	0	0.0	0	0	W	24-14
10/10	at Raiders	S	4	32	8.0	12	0	0	0	0.0	0	0	W	20-9
10/17	Packers	S	4	53	13.3	20	0	0	0	0.0	0	0	L	14-24
10/24	at Buccaneers	S	2	16	8.0	12	0	0	0	0.0	0	0	L	3-38
10/31	49ers	S	3	21	7.0	10	0	0	0	0.0	0	0	L	22-33
11/08	at Steelers	S	4	68	17.0	39	0	0	0	0.0	0	0	L	27-29
11/21	Ravens												L	13-16
11/25	at Lions												W	16-14
12/05	Cardinals												L	22-33
12/12	at Packers	S	2	14	7.0	8	0	0	0	0.0	0	0	L	30-45
12/20	Vikings												L	9-17
12/26	at Seahawks												W	25-24
01/02	Giants	S	4	35	8.8	13	0	0	0	0.0	0	0	W	29-3
01/09	at Vikings	S	2	22	11.0	16	0	0	0	0.0	0	0	L	17-31
2021 TOTALS	12-12		38	410	10.8	39	1	0	0	0.0	0	0	6-11	

2020 GAME-BY-GAME REGULAR-SEASON STATISTICS (BEARS)

DATE	OPPONENT	P/S	RECEIVING					RUSHING					W/L	SCORE
			NO.	YDS.	AVG.	LG	TD	NO.	YDS.	AVG.	LG	TD		
09/13	at Lions	S	5	74	14.8	22	0	1	-1	-1.0	-1	0	W	27-23
09/20	Giants	S	3	33	11.0	17	0	0	0	0.0	0	0	W	17-13
09/27	at Falcons	S	10	123	12.3	37t	1	0	0	0.0	0	0	W	30-26
10/04	Colts	S	7	101	14.4	27	1	0	0	0.0	0	0	L	11-19
10/08	Buccaneers	S	10	90	9.0	24	0	0	0	0.0	0	0	W	20-19
10/18	at Panthers	S	5	53	10.6	23	0	0	0	0.0	0	0	W	23-16
10/26	at Rams	S	4	70	17.5	42	0	0	0	0.0	0	0	L	10-24
11/01	Saints	S	6	87	14.5	28	1	0	0	0.0	0	0	L	23-26+
11/08	at Titans	S	7	81	11.6	27	0	0	0	0.0	0	0	L	17-24
11/16	Vikings	S	6	43	7.2	24	0	0	0	0.0	0	0	L	13-19
11/29	at Packers	S	8	74	9.3	20	2	0	0	0.0	0	0	L	25-41
12/06	Lions	S	6	75	12.5	21	0	0	0	0.0	0	0	L	30-34
12/13	Texans	S	9	123	13.7	35	1	0	0	0.0	0	0	W	36-7
12/20	at Vikings	S	4	83	20.8	35	0	0	0	0.0	0	0	W	33-27
12/27	at Jaguars	S	10	103	10.3	21	0	0	0	0.0	0	0	W	41-17
01/03	Packers	S	2	37	18.5	23	0	0	0	0.0	0	0	L	16-35
<b>2020 TOTALS</b>		<b>16-16</b>	<b>102</b>	<b>1,250</b>	<b>12.3</b>	<b>42</b>	<b>6</b>	<b>1</b>	<b>-1</b>	<b>-1.0</b>	<b>-1</b>	<b>0</b>	<b>8-8</b>	

+ - Overtime

2019 GAME-BY-GAME REGULAR-SEASON STATISTICS (BEARS)

DATE	OPPONENT	P/S	RECEIVING					RUSHING					W/L	SCORE
			NO.	YDS.	AVG.	LG	TD	NO.	YDS.	AVG.	LG	TD		
09/05	Packers	P	7	102	14.6	27	0	0	0	0.0	0	0	L	3-10
09/15	at Broncos	S	4	41	10.3	25	0	0	0	0.0	0	0	W	16-14
09/23	at Redskins	S	6	60	10.0	14	0	0	0	0.0	0	0	W	31-15
09/29	Vikings	S	7	77	11.0	25	0	0	0	0.0	0	0	W	16-6
10/06	at Raiders	S	7	97	13.9	32	2	0	0	0.0	0	0	L	21-24
10/20	Saints	S	10	87	8.7	17	1	0	0	0.0	0	0	L	25-36
10/27	Chargers	S	5	62	12.4	31	0	0	0	0.0	0	0	L	16-17
11/03	at Eagles	S	1	6	6.0	6	0	0	0	0.0	0	0	L	14-22
11/10	Lions	S	6	86	14.3	33	0	0	0	0.0	0	0	W	20-13
11/17	at Rams	S	4	15	3.8	6	0	0	0	0.0	0	0	L	7-17
11/24	Giants	S	6	131	21.8	49	1	0	0	0.0	0	0	W	19-14
11/28	at Lions	S	8	86	10.8	16	1	0	0	0.0	0	0	W	24-20
12/05	Cowboys	S	5	48	9.6	22	2	0	0	0.0	0	0	W	31-24
12/15	at Packers	S	7	125	17.9	34	0	0	0	0.0	0	0	L	13-21
12/22	Chiefs	S	6	53	8.8	17	0	0	0	0.0	0	0	L	3-26
12/29	at Vikings	S	9	71	7.9	18	0	1	2	2.0	2	0	W	21-19
<b>2019 TOTALS</b>		<b>16-15</b>	<b>98</b>	<b>1,147</b>	<b>11.7</b>	<b>49</b>	<b>7</b>	<b>1</b>	<b>2</b>	<b>2.0</b>	<b>2</b>	<b>0</b>	<b>8-8</b>	

2018 GAME-BY-GAME REGULAR-SEASON STATISTICS (BEARS)

DATE	OPPONENT	P/S	RECEIVING					RUSHING					W/L	SCORE
			NO.	YDS.	AVG.	LG	TD	NO.	YDS.	AVG.	LG	TD		
09/09	at Packers	P	4	61	15.3	33	0	0	0	0.0	0	0	L	23-24
09/17	Seahawks	S	10	83	8.3	14	0	0	0	0.0	0	0	W	24-17
09/23	at Cardinals	S	3	50	16.7	39	0	0	0	0.0	0	0	W	16-14
09/30	Buccaneers	S	2	23	11.5	14t	1	0	0	0.0	0	0	W	48-10
10/14	at Dolphins	S	5	64	12.8	21	1	0	0	0.0	0	0	L	28-31+
10/21	Patriots	S	1	4	4.0	4	0	0	0	0.0	0	0	L	31-38
10/28	Jets												W	24-10
11/04	at Bills												W	41-9
11/11	Lions	S	6	133	22.2	36t	2	0	0	0.0	0	0	W	34-22
11/18	Vikings	S	3	39	13.0	17	0	0	0	0.0	0	0	W	25-20
11/22	at Lions	S	2	37	18.5	29	0	0	0	0.0	0	0	W	23-16
12/02	at Giants	S	5	79	15.8	30	0	0	0	0.0	0	0	L	27-30+
12/09	Rams	S	5	42	8.4	14	0	0	0	0.0	0	0	W	15-6
12/16	Packers	S	3	54	18.0	30	0	0	0	0.0	0	0	W	24-17
12/23	at 49ers	S	6	85	14.2	43	0	1	9	9.0	9	0	W	14-9
12/30	at Vikings												W	24-10
<b>2018 TOTALS</b>		<b>13-12</b>	<b>55</b>	<b>754</b>	<b>13.7</b>	<b>43</b>	<b>4</b>	<b>1</b>	<b>9</b>	<b>9.0</b>	<b>9</b>	<b>0</b>	<b>12-4</b>	

+ - Overtime

2017 GAME-BY-GAME REGULAR-SEASON STATISTICS (JAGUARS)

DATE	OPPONENT	P/S	RECEIVING					RUSHING					W/L	SCORE
			NO.	YDS.	AVG.	LG	TD	NO.	YDS.	AVG.	LG	TD		
09/10	at Texans	S	1	17	17.0	17	0	0	0	0.0	0	0	W	29-7
09/17	Titans												L	16-37
09/24	Ravens												W	44-7
10/01	at Jets												L	20-23+
10/08	at Steelers												W	30-9
10/15	Rams												L	17-27
10/22	at Colts												W	27-0
11/05	Bengals												W	23-7
11/12	Chargers												W	20-17+
11/19	at Browns												W	19-7
11/26	at Cardinals												L	24-27
12/03	Colts												W	30-10
12/10	Seahawks												W	30-24
12/17	Texans												W	45-7
12/24	at 49ers												L	33-44
12/31	at Titans												L	10-15
<b>2017 TOTALS</b>		<b>1-1</b>	<b>1</b>	<b>17</b>	<b>17.0</b>	<b>17</b>	<b>0</b>	<b>0</b>	<b>0</b>	<b>0.0</b>	<b>0</b>	<b>0</b>	<b>10-6</b>	

+ - Overtime

2016 GAME-BY-GAME REGULAR-SEASON STATISTICS (JAGUARS)

DATE	OPPONENT	P/S	RECEIVING					RUSHING					W/L	SCORE
			NO.	YDS.	AVG.	LG	TD	NO.	YDS.	AVG.	LG	TD		
09/11	Packers	S	6	72	12.0	22	0	0	0	0.0	0	0	L	23-27
09/18	at Chargers	S	3	54	18.0	35	0	0	0	0.0	0	0	L	14-38
09/25	Ravens	S	7	57	8.1	14	2	0	0	0.0	0	0	L	17-19
10/02	Colts	S	5	55	11.0	17	1	0	0	0.0	0	0	W	30-27
10/16	at Bears	S	3	49	16.3	18	0	0	0	0.0	0	0	W	17-16
10/23	Raiders	S	2	9	4.5	5	0	0	0	0.0	0	0	L	16-33
10/27	at Titans	S	6	70	11.7	21	0	0	0	0.0	0	0	L	22-36
11/06	at Chiefs	S	7	76	10.9	20	1	0	0	0.0	0	0	L	14-19
11/13	Texans	S	9	107	11.9	19	1	0	0	0.0	0	0	L	21-24
11/20	at Lions	S	3	18	6.0	11	1	0	0	0.0	0	0	L	19-26
11/27	at Bills	S	2	24	12.0	24	0	0	0	0.0	0	0	L	21-28
12/04	Broncos	S	3	31	10.3	21	0	0	0	0.0	0	0	L	10-20
12/11	Vikings	S	1	17	17.0	17	0	0	0	0.0	0	0	L	16-25
12/18	at Texans	S	2	15	7.5	9	0	0	0	0.0	0	0	L	20-21
12/24	Titans	S	9	147	16.3	37	0	0	0	0.0	0	0	W	38-17
01/01	at Colts	S	5	82	16.4	42	0	0	0	0.0	0	0	L	20-24
<b>2016 TOTALS</b>		<b>16-16</b>	<b>73</b>	<b>883</b>	<b>12.1</b>	<b>42</b>	<b>6</b>	<b>0</b>	<b>0</b>	<b>0.0</b>	<b>0</b>	<b>0</b>	<b>3-13</b>	

2015 GAME-BY-GAME REGULAR-SEASON STATISTICS (JAGUARS)

DATE	OPPONENT	P/S	RECEIVING					RUSHING					W/L	SCORE
			NO.	YDS.	AVG.	LG	TD	NO.	YDS.	AVG.	LG	TD		
09/13	Panthers	S	1	27	27.0	27	0	0	0	0.0	0	0	L	9-20
09/20	Dolphins	S	6	155	25.8	52	2	0	0	0.0	0	0	W	23-20
09/27	at Patriots	S	4	68	17.0	37	0	0	0	0.0	0	0	L	17-51
10/04	at Colts	S	4	80	20.0	48	0	0	0	0.0	0	0	L	13-16+
10/11	at Buccaneers	S	7	72	10.3	21	2	0	0	0.0	0	0	L	31-38
10/18	Texans	S	6	86	14.3	25	1	0	0	0.0	0	0	L	20-31
10/25	Bills	S	6	98	16.3	23	1	0	0	0.0	0	0	W	34-31
11/08	at Jets	S	6	121	20.2	44	0	0	0	0.0	0	0	L	23-28
11/15	at Ravens	S	5	51	10.2	16	1	0	0	0.0	0	0	W	22-20
11/19	Titans	S	5	113	22.6	38	0	0	0	0.0	0	0	W	19-13
11/29	Chargers	S	5	56	11.2	25	1	0	0	0.0	0	0	L	25-31
12/06	at Titans	S	10	153	15.3	44	3	0	0	0.0	0	0	L	39-42
12/13	Colts	S	1	4	4.0	4t	1	0	0	0.0	0	0	W	51-16
12/20	Falcons	S	3	57	19.0	25	1	0	0	0.0	0	0	L	17-23
12/27	at Saints	S	6	151	25.2	90t	1	0	0	0.0	0	0	L	27-38
01/03	at Texans	S	5	108	21.6	36	0	0	0	0.0	0	0	L	6-30
<b>2015 TOTALS</b>		<b>16-16</b>	<b>80</b>	<b>1,400</b>	<b>17.5</b>	<b>90T</b>	<b>14</b>	<b>0</b>	<b>0</b>	<b>0.0</b>	<b>0</b>	<b>0</b>	<b>5-11</b>	

+ - Overtime

2014 GAME-BY-GAME REGULAR-SEASON STATISTICS (JAGUARS)

DATE	OPPONENT	P/S	RECEIVING					RUSHING					W/L	SCORE
			NO.	YDS.	AVG.	LG	TD	NO.	YDS.	AVG.	LG	TD		
09/07	at Eagles	P	1	0	0.0	0	0	0	0.0	0	0	L	17-34	
09/14	at Redskins	P	4	75	18.8	54	0	0	0.0	0	0	L	10-41	
09/21	Colts	S	7	79	11.3	21	0	0	0.0	0	0	L	17-44	
09/28	at Chargers	S	5	38	7.6	14	0	0	0.0	0	0	L	14-33	
10/05	Steelers	S	5	51	10.2	17	0	0	0.0	0	0	L	9-17	
10/12	at Titans	S	8	68	8.5	15	0	0	0.0	0	0	L	14-16	
10/19	Browns	S	4	60	15.0	31t	1	0	0.0	0	0	W	24-6	
10/26	Dolphins	S	5	82	16.4	48t	1	0	0.0	0	0	L	13-27	
11/02	at Bengals	S	4	35	8.8	13	0	0	0.0	0	0	L	23-33	
11/09	Cowboys	S	5	60	12.0	31	0	0	0.0	0	0	L	17-31	
<b>2014 TOTALS</b>		<b>10-8</b>	<b>48</b>	<b>548</b>	<b>11.4</b>	<b>54</b>	<b>2</b>	<b>0</b>	<b>0</b>	<b>0.0</b>	<b>0</b>	<b>0</b>	<b>1-9</b>	

2020 GAME-BY-GAME POSTSEASON STATISTICS (BEARS)


DATE	OPPONENT	P/S	RECEIVING					RUSHING					W/L	SCORE
			NO.	YDS.	AVG.	LG	TD	NO.	YDS.	AVG.	LG	TD		
01/10	at Saints	S	6	55	9.2	21	0	0	0.0	0	0	L	9-21	
<b>2020 TOTALS</b>		<b>1-1</b>	<b>6</b>	<b>55</b>	<b>9.2</b>	<b>21</b>	<b>0</b>	<b>0</b>	<b>0.0</b>	<b>0</b>	<b>0</b>	<b>0-1</b>		

2018 GAME-BY-GAME POSTSEASON STATISTICS (BEARS)

DATE	OPPONENT	P/S	RECEIVING					RUSHING					W/L	SCORE
			NO.	YDS.	AVG.	LG	TD	NO.	YDS.	AVG.	LG	TD		
01/06	Eagles	S	10	143	14.3	45	1	0	0.0	0	0	L	15-16	
<b>2018 TOTALS</b>		<b>1-1</b>	<b>10</b>	<b>143</b>	<b>14.3</b>	<b>45</b>	<b>1</b>	<b>0</b>	<b>0.0</b>	<b>0</b>	<b>0</b>	<b>0-1</b>		

2017 GAME-BY-GAME POSTSEASON STATISTICS (JAGUARS)

DATE	OPPONENT	P/S	RECEIVING					RUSHING					W/L	SCORE
			NO.	YDS.	AVG.	LG	TD	NO.	YDS.	AVG.	LG	TD		
01/07	Bills											W	10-3	
01/14	at Steelers											W	45-42	
01/21	at Patriots											L	20-24	
<b>2017 TOTALS</b>		<b>0-0</b>	<b>0</b>	<b>0</b>	<b>0.0</b>	<b>0</b>	<b>0</b>	<b>0</b>	<b>0.0</b>	<b>0</b>	<b>0</b>	<b>2-1</b>		



2

**HEIGHT:** 6-5  
**WEIGHT:** 235  
**BORN:** June 17, 1995  
**COLLEGE:** Oklahoma State  
**BIRTHPLACE:** Rock Hill, SC  
**HOW ACQUIRED:** D3a '18  
**NFL EXPERIENCE:** 6th year

QUARTERBACK

**MASON RUDOLPH**

**PRO CAREER**

- ✦ Career regular-season record as a starter: 5-4-1 (.550); 5-3 (.625) in '19, 0-1 (.000) in '20 and 0-0-1 (.500) in '21
- ✦ Played in 17 games (10 starts) over his four-year NFL career
- ✦ Completed 236-of-384 passes (61.5 percent) for 2,366 yards and 16 TDs in his career
- ✦ Set franchise records for a QB in first career home start (9/30/19 vs Cincinnati) in completions (24), completion percentage (85.7), and QB rating (124.6)
- ✦ Set single-game career high in passing yards (315) at Cleveland in Week 17 of 2020 (1/3/21)
- ✦ Set single-game career high in pass attempts (44) at Cleveland in Week 11 of 2019 (11/14/19)
- ✦ Set single-game career high in completions (26) vs. Indianapolis in Week 9 of 2019 (11/3/19)
- ✦ Registered five multi-TD passing games
- ✦ First quarterback in NFL history to register his first two career wins on Monday Night Football
- ✦ Third quarterback since the 1970 NFL-AFL merger to record a passer rating of at least 81.4 and throw a TD in each of his first seven career starts
- ✦ Fifth quarterback since the 1970 NFL-AFL merger to throw a TD in each of his first eight career games (Jay Cutler, Mike Glennon, Oliver Luck and Mark Rypien)
- ✦ Made NFL debut in Week 2 of 2019 (vs. Seattle)
- ✦ Made NFL starting debut in Week 3 of 2019 (at San Francisco)

**2022 (STEELERS)**

- ✦ Was inactive for all 17 regular-season games

**2021 (STEELERS)**

- ✦ Played in two games and started one contest (Week 10 vs. Detroit)
- ✦ Completed 30-of-50 passes for 242 yards and one TD with one interception; also rushed for 36 yards, including a career-long run of 26 yards
- ✦ Completed 5-of-8 passes for 35 yards in Week 16 at Kansas City; also recorded a 17-yard run

**2020 (STEELERS)**

- ✦ Played in five games (one start)
- ✦ Finished the season with 25 completions for 324 yards and two TDs with one interception
- ✦ Completed 22-of-39 passes for 315 yards and two TDs with one interception in only start of the season (Week 17 at Cleveland)
- ✦ First career 300-yard passing game

**2019 (STEELERS)**

- ✦ Played in 10 games (eight starts)
- ✦ Finished the season with 176 completions for 1,765 yards and 13 TDs with 9 interceptions
- ✦ Had a season long-pass in Week 3 at San Francisco when he connected with JuJu Smith-Schuster for a 76-yard TD
- ✦ Recorded a season-high 26 completions and a TD in a win vs. Indianapolis in Week 9
- ✦ Started twice on Monday Night Football and had a career-high 124.6 passer rating vs. Miami in Week 9
- ✦ Made his NFL debut, entering the game in the second half for an injured Ben Roethlisberger and completed 12-of-19 passes for 112 yards, two TDs, one interception and a passer rating of 92.4 in Week 2
- ✦ Completed 14-of-27 passes for 174 yards and 2 TDs in first career start (Week 3)
- ✦ Tied franchise record for TD passes in first career start (tied with Ron Smith, 1966; Rudy Bukich, 1960; Scott Campbell, 1985) with scoring throws from 76 and 39 yards
- ✦ Completed 24-of-28 passes for 229 yards, two TDs and no interceptions for a passer rating of 124.6 in his first start at home (vs. Cincinnati in Week 4)
- ✦ Set franchise records for a QB in first career home start in completions (24), completion percentage (85.7), and QB rating (124.6)
- ✦ His 85.7 completion percentage is tied with QB Ben Roethlisberger (85.7 vs. Miami, Nov. 26, 2007) for the third-highest in franchise history
- ✦ Completed 17-of-18 passes for 133 yards and one TD in the first half vs. Miami

**2018 (STEELERS)**

- ✦ Was inactive for all 16 regular-season games

**TRANSACTIONS**

- ✦ Signed a one-year contract with Pittsburgh on May 16, 2023
- ✦ Signed a one-year contract extension with the Steelers on Apr. 29, 2021
- ✦ Signed a four-year contract with Pittsburgh on May 23, 2018
- ✦ Drafted by the Steelers in the third round (76th overall) of the 2018 NFL Draft

COLLEGE

- † Led the Cowboys to a 32-9 record as a starting quarterback becoming the winningest QB in school history
- † Notched 10 wins in games in which Oklahoma State trailed during the second half
- † Finished his career holding no fewer than 54 school records, including single-season and career marks for passing yards, passing TDs and pass efficiency
- † Ranked fourth in Big-12 history with 13,618 career passing yards and third with a 324.2 passing yards per game average
- † Recipient of the 2017 Johnny Unitas Golden Arm Award, the Fellowship of Christian Athletes' Bobby Bowden Award and the Sammy Baugh Award
- † Led the FBS with 4,904 passing yards, earning second-team All-Big 12 honors by the coaches in 2017
- † Broke Barry Sanders' school record for TDs responsible for with 47
- † Teamed with receivers James Washington and Marcell Ateman and running back Justice Hall to make Oklahoma State the first Big 12 school in conference history with a 4,000-yard passer, two 1,000-yard receivers and a 1,000-yard running back in the same year (2017)
- † Tabbbed the school's 2016 Offensive MVP by the coaching staff
- † Only player in the country to throw for at least 4,000 passing yards while throwing less than five interceptions
- † His 4,091 passing yards ranked eighth in the nation and third-most in school history for a single-season
- † Second-team Academic All-Big 12 honoree in 2015, throwing for 3,770 yards on 264 completions and 21 TDs
- † Threw for 299 yards, along with two TDs, in the Cactus Bowl vs. Washington – the most passing yards by a Cowboy freshman in a bowl game

PERSONAL

- † Attended Northwestern High School (S.C)
- † Led school to a 62-35 win over Stratford in the South Carolina Class 4A Division II Championship, completing 40-of-57 passes for 488 yards with eight TD passes
- † Racked up 4,377 passing yards on 350 completions with 64 TDs as a senior, while rushing for 543 yards (129 carries) and 16 TDs
- † "Mr. Football" award finalist in South Carolina and MVP of the Shrine Bowl of the Carolinas
- † Son of Brett and Jamie Rudolph
- † Mother ran track at Liberty University and dad played football at the University of North Carolina
- † Graduated with a degree in marketing

REGULAR SEASON COMPARISON: PASSING - SAN FRANCISCO 49ERS

DATE	OPP	W/L	GP/GS	C	ATT	YDS.	AVG.	TD	LG	INT	SK	SKYD	RTG
9/22/19	PIT @ SF	L	S	14	27	174	6.4	2	76	1	2	14	81.4
<b>TOTALS</b>		0/1	1/1	14	27	174	6.4	2	76	1	2	14	--

MASON RUDOLPH'S NFL REGULAR SEASON PASSING STATISTICS

DATE	TEAM	GP	GS	ATT.	CMP.	PCT.	YDS	AVG.	TD	INT.	LG	SK	LST	RATE
2018	Steelers	0	0	0	0	0.0	0	0.0	0	0	0	0	0	0.0
2019	Steelers	10	8	283	176	62.2	1,765	6.2	13	9	76t	15	124	82.0
2020	Steelers	5	1	43	25	58.1	324	7.5	2	1	47	1	8	87.7
2021	Steelers	2	1	58	35	60.3	277	4.8	1	1	36	0	0	70.8
2022	Steelers	0	0	0	0	0.0	0	0.0	0	0	0	0	0	0.0
<b>TOTALS</b>		17	10	384	236	61.5	2,366	6.2	16	11	76T	16	132	80.9

MASON RUDOLPH'S NFL POSTSEASON PASSING STATISTICS

DATE	TEAM	GP	GS	ATT.	CMP.	PCT.	YDS	AVG.	TD	INT.	LG	SK	LST	RATE
2020	Steelers	0	0	0	0	0.0	0	0.0	0	0	0	0	0	0.0
2021	Steelers	0	0	0	0	0.0	0	0.0	0	0	0	0	0	0.0
<b>TOTALS</b>		0	0	0	0	0.0	0	0.0	0	0	0	0	0	0.0

MASON RUDOLPH'S NFL REGULAR SEASON RUSHING STATISTICS

DATE	TEAM	NO.	YDS.	AVG.	LG	TD
2018	Steelers	0	0	0.0	0	0
2019	Steelers	21	42	2.0	13	0
2020	Steelers	7	-6	-0.9	1	0
2021	Steelers	5	53	10.6	26	0
2022	Steelers	0	0	0.0	0	0
<b>TOTALS</b>		33	89	2.7	26	0

MASON RUDOLPH'S NFL POSTSEASON RUSHING STATISTICS

DATE	TEAM	NO.	YDS.	AVG.	LG	TD
2020	Steelers	0	0	0.0	0	0
2021	Steelers	0	0	0.0	0	0
<b>TOTALS</b>		0	0	0.0	0	0

MASON RUDOLPH'S NFL REGULAR SEASON PASSING/RUSHING STATISTICS

DATE	TEAM	GP	GS	PASSING										RUSHING						
				ATT.	CMP.	PCT.	YDS	AVG.	TD	INT.	LG	SK	LST	RATE	NO.	YDS.	AVG.	LG	TD	
2018	Steelers	0	0	0	0	0.0	0	0.0	0	0	0	0	0	0	0	0	0	0	0	0
2019	Steelers	10	8	283	176	62.2	1,765	6.2	13	9	76t	15	124	82.0	21	42	2.0	13	0	
2020	Steelers	5	1	43	25	58.1	324	7.5	2	1	47	1	8	87.7	7	-6	-0.9	1	0	
2021	Steelers	2	1	58	35	60.3	277	4.8	1	1	36	0	0	70.8	5	53	10.6	26	0	
2022	Steelers	0	0	0	0	0.0	0	0.0	0	0	0	0	0	0.0	0	0	0.0	0	0	
<b>TOTALS</b>		17	10	384	236	61.5	2,366	6.2	16	11	76T	16	132	80.9	33	89	2.7	26	0	

MASON RUDOLPH'S NFL POSTSEASON PASSING/RUSHING STATISTICS

DATE	TEAM	GP	GS	PASSING											RUSHING				
				ATT.	CMP.	PCT.	YDS	AVG.	TD	INT.	LG	SK	LST	RATE	NO.	YDS.	AVG.	LG	TD
2020	Steelers	0	0	0	0	0.0	0	0.0	0	0	0	0	0	0.0	0	0	0.0	0	0
2021	Steelers	0	0	0	0	0.0	0	0.0	0	0	0	0	0	0.0	0	0	0.0	0	0
<b>TOTALS</b>		<b>0</b>	<b>0</b>	<b>0</b>	<b>0</b>	<b>0.0</b>	<b>0</b>	<b>0.0</b>	<b>0</b>	<b>0</b>	<b>0</b>	<b>0</b>	<b>0</b>	<b>0.0</b>	<b>0</b>	<b>0</b>	<b>0.0</b>	<b>0</b>	<b>0</b>

SINGLE-GAME HIGHS: QUARTERBACK

Pass Attempts	50 vs. Detroit Lions, Nov 14, 2021 44 at Cleveland Browns, Nov 14, 2019	Completion Percentage	85.7 vs. Cincinnati Bengals, Sep 30, 2019 74.3 vs. Indianapolis Colts, Nov 03, 2019
Pass Completions	30 vs. Detroit Lions, Nov 14, 2021 26 vs. Indianapolis Colts, Nov 03, 2019	Passer Rating	124.6 vs. Cincinnati Bengals, Sep 30, 2019 104.0 at New York Jets, Dec 22, 2019
Yards Passing	315 at Cleveland Browns, Jan 03, 2021 251 vs. Miami Dolphins, Oct 28, 2019	Rush Attempts	4 vs. Detroit Lions, Nov 14, 2021 4 at Cincinnati Bengals, Nov 24, 2019
TD Passes	2 at Cleveland Browns, Jan 03, 2021 2 vs. Miami Dolphins, Oct 28, 2019 ...3 more at 2.	Rushing Yards	...1 more at 4. 36 vs. Detroit Lions, Nov 14, 2021 17 at Kansas City Chiefs, Dec 26, 2021
Long Passes	76t at San Francisco 49ers, Sep 22, 2019 47 at Cleveland Browns, Jan 03, 2021	Longest Runs	26 vs. Detroit Lions, Nov 14, 2021 17 at Kansas City Chiefs, Dec 26, 2021

300-YARD PASSING GAMES (1): REGULAR SEASON

DATE	TEAM	NO.	YDS.	AVG.	LG	TD
01/03/21	at Browns	22	315	14.3	47	2

2022 GAME-BY-GAME REGULAR-SEASON STATISTICS (STEELERS)

DATE	OPPONENT	P/S	PASSING											RUSHING				W/L	SCORE	
			ATT	CMP	YDS	PCT	Y/A	Y/C	TD	INT	LG	SK/YD	RATE	ATT	YDS	LG	TD			
09/11	at Bengals																		W	23-20+
09/18	Patriots																		L	14-17
09/22	at Browns																		L	17-29
10/02	Jets																		L	20-24
10/09	at Bills																		L	3-38
10/16	Buccaneers																		W	20-18
10/23	at Dolphins																		L	10-16
10/30	at Eagles																		L	13-35
11/13	Saints																		W	20-10
11/20	Bengals																		L	30-37
11/28	at Colts																		W	24-17
12/04	at Falcons																		W	19-16
12/11	Ravens																		L	14-16
12/18	at Panthers																		W	24-16
12/24	Raiders																		W	13-10
01/01	at Ravens																		W	16-13
01/08	Browns																		W	28-14
<b>2022 TOTALS</b>		<b>0-0</b>	<b>0</b>	<b>0</b>	<b>0</b>	<b>0.0</b>	<b>0.0</b>	<b>0.0</b>	<b>0</b>	<b>0</b>	<b>0</b>	<b>0/0</b>	<b>0.0</b>	<b>0</b>	<b>0</b>	<b>0</b>	<b>0</b>	<b>0</b>	<b>9-8</b>	

+ - Overtime

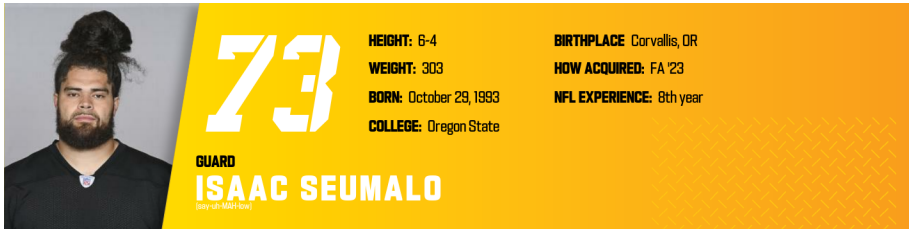
2021 GAME-BY-GAME REGULAR-SEASON STATISTICS (STEELERS)

DATE	OPPONENT	P/S	PASSING											RUSHING				W/L/T	SCORE		
			ATT	CMP	YDS	PCT	Y/A	Y/C	TD	INT	LG	SK/YD	RATE	ATT	YDS	LG	TD				
09/12	at Bills																			W	23-16
09/19	Raiders																			L	17-26
09/26	Bengals																			L	10-24
10/03	at Packers																			L	17-27
10/10	Broncos																			W	27-19
10/17	Seahawks																			W	23-20+
10/31	at Browns																			W	15-10
11/08	Bears																			W	29-27
11/14	Lions	S	50	30	242	60.0	4.8	8.1	1	1	36	0/0	70.6	4	36	26	0	T	16-16		
11/21	at Chargers																			L	37-41
11/28	at Bengals																			L	10-41
12/05	Ravens																			W	20-19
12/09	at Vikings																			L	28-36
12/19	Titans																			W	19-13
12/26	at Chiefs	P	8	5	35	62.5	4.4	7.0	0	0	12	0/0	72.4	1	17	17	0	L	10-36		
01/03	Browns																			W	26-14
01/09	at Ravens																			W	16-13+
<b>2021 TOTALS</b>		<b>2-1</b>	<b>58</b>	<b>35</b>	<b>277</b>	<b>60.3</b>	<b>4.8</b>	<b>7.9</b>	<b>1</b>	<b>1</b>	<b>36</b>	<b>0/0</b>	<b>70.8</b>	<b>5</b>	<b>53</b>	<b>26</b>	<b>0</b>	<b>9-7-1</b>			

+ - Overtime







**73**

**GUARD**  
**ISAAC SEUMALO**  
born in Michigan

**HEIGHT:** 6-4  
**WEIGHT:** 303  
**BORN:** October 29, 1993  
**COLLEGE:** Oregon State

**BIRTHPLACE:** Corvallis, OR  
**HOW ACQUIRED:** FA '23  
**NFL EXPERIENCE:** 8th year

**PRO CAREER**

- ✦ Has played in 81 games (60 starts) in his seven-year NFL career with Philadelphia (2016-22)
- ✦ Has started 40 games at left guard, 19 games at right guard and one at right tackle
- ✦ Was a member of the Eagles' Super Bowl LII-winning team in 2017
- ✦ Made NFL debut in Week 9 of 2016 (at New York Giants)
- ✦ Made NFL starting debut in Week 12 of 2016 (vs. Green Bay)

**2022 (EAGLES)**

- ✦ Started all 17 games at right guard
- ✦ Supported an offense that scored a franchise-record 57 scrimmage touchdowns and totaled 477 points
- ✦ Set team records in third-down conversion rate (45.9 percent) and red zone touchdown efficiency (67.8 percent)
- ✦ Blocked for an offense that produced 32 rushing touchdowns, which tied for the third-most in NFL history
- ✦ Helped the offense total 363 rushing yards in Week 12 vs. Green Bay, the team's highest single-game total since 1948

**2021 (EAGLES)**

- ✦ Appeared in 168 snaps over three starts at left guard
- ✦ Allowed zero sacks and zero quarterback hits prior to a season-ending injury sustained in Week 3 at Dallas

**2020 (EAGLES)**

- ✦ Played 587 snaps in nine starts at left guard
- ✦ His 77.4 pass-blocking grade (PFF) ranked fourth among left guards with a minimum of 350 pass-blocking snaps

**2019 (EAGLES)**

- ✦ Saw action in a career-high 1,181 snaps and started all 16 games at left guard
- ✦ Paved the way for an offense that ranked third in the NFL in red zone touchdown efficiency (66.7 percent) and fourth in third-down conversions (45.4 percent)

**2018 (EAGLES)**

- ✦ Totaled 548 snaps over 13 contests (nine starts at left guard)
- ✦ Surrendered only one sack in 345 pass-blocking opportunities

**2017 (EAGLES)**

- ✦ Logged 284 snaps over 14 games (two starts at left guard) during the Eagles' Super Bowl LII-winning campaign
- ✦ Helped the Eagles lead the League in red zone offense (65.5 percent) and rank third in rushing offense (132.2 yards per game)

**2016 (EAGLES)**

- ✦ Saw action in nine games, including four starts at three different positions (two at right guard, one at right tackle and one at left guard)
- ✦ Appeared at right guard in his starting debut in Week 12 vs. Green Bay

**TRANSACTIONS**

- ✦ Signed a three-year contract with Pittsburgh on Mar. 19, 2023
- ✦ Signed a three-year contract extension with Philadelphia on Mar. 4, 2019
- ✦ Signed a four-year contract with Philadelphia on May 6, 2016
- ✦ Drafted by Philadelphia in the third round (79th overall) of the 2016 NFL Draft

**COLLEGE**

- ✦ Started 37 games at Oregon State (2012-15)
- ✦ Registered starts at every position on the offensive line except left guard (23 at center, nine at right guard, three at left tackle and two at right tackle)
- ✦ Named Pac-12 All-Conference Honorable Mention in 2012 and 2015
- ✦ Missed the 2014 season due to a foot injury
- ✦ One of four team captains in 2014, becoming the first brother (Andrew, 2012) combination chosen as team captains in school history
- ✦ Earned Pac-12 All-Conference Second Team in 2013
- ✦ Selected to Pac-12 All-Academic First Team in 2013 and 2015
- ✦ Selected as a Freshman All-American in 2012
- ✦ Became the first freshman to start at center for OSU since Roger Levasa in 1978
- ✦ One of only two true freshmen to start their season-openers at center in the nation (Hawai'i)

PERSONAL

- ✦ Attended Corvallis High School (OR)
- ✦ Voted a 5A first team all-state as an offensive and defensive lineman as a junior and senior
- ✦ Under Armour and ESPN All-American
- ✦ Rivals four-star athlete, rated the No. 3 offensive guard in the country, the No. 1 overall prospect in Oregon and the No. 52 overall prospect in the country
- ✦ Registered 94 tackles and nine sacks as a defensive lineman as a senior
- ✦ Originally born in Hawaii

ISAAC SEUMALO'S NFL REGULAR SEASON STATISTICS

DATE	TEAM	GP	GS
2016	Eagles	9	4
2017	Eagles	14	2
2018	Eagles	13	9
2019	Eagles	16	16
2020	Eagles	9	9
2021	Eagles	3	3
2022	Eagles	17	17
<b>NFL TOTALS</b>		<b>81</b>	<b>60</b>

ISAAC SEUMALO'S NFL POSTSEASON STATISTICS

DATE	TEAM	GP	GS
2017	Eagles	3	0
2018	Eagles	2	2
2019	Eagles	1	1
2021	Eagles	0	0
2022	Eagles	3	3
<b>NFL TOTALS</b>		<b>9</b>	<b>6</b>



**34**

**CORNERBACK**  
**CHANDON SULLIVAN**  
(2023-24)

**HEIGHT:** 5-11  
**WEIGHT:** 189  
**BORN:** August 7, 1996  
**COLLEGE:** Georgia State

**BIRTHPLACE:** Winder, GA  
**HOW ACQUIRED:** FA '23  
**NFL EXPERIENCE:** 6th year

**PRO CAREER**

- ✦ Has played in 71 games (31 starts) over his five-year NFL career (Philadelphia 2018; Green Bay 2019-21 and Minnesota 2022)
- ✦ Has registered 164 tackles (132 solo), 23 passes defended, four tackles for loss, two quarterback hits, five interceptions, one of which returned for a TD, 23 passes defended, one forced fumble and one fumble recovery
- ✦ Has played in six postseason games (four starts) over his five-year NFL career (Philadelphia 2018; Green Bay 2019-21 and Minnesota 2022)
- ✦ Made NFL debut in Week 8 of 2018 (at Jacksonville)
- ✦ Made NFL starting debut in Week 11 of 2018 (vs. N.Y. Giants)

**2022 (VIKINGS)**

- ✦ Made his Viking debut in Week 1 against Green Bay and recorded four total tackles (two solo)
- ✦ Recorded his first start with the Vikings in Week 2 against the Eagles
- ✦ Recorded four tackles, including one tackle for loss and one pass defended in Week 6 against the Dolphins
- ✦ Recorded a career-high nine total tackles and two passes defended, marking the second time in his career he has recorded at least two PD's in a single game
- ✦ In Week 15 against the Colts, recorded six total tackles (five solo) and one fumble recovery

**2021 (PACKERS)**

- ✦ Played in all 17 regular-season games (10 starts)
- ✦ Posted 30 tackles (24 solo), a career-high three interceptions, four passes defended and two tackles for loss
- ✦ Registered his three interceptions against Washington, Chicago and Cleveland

**2020 (PACKERS)**

- ✦ Played in all 16 regular-season games (10 starts) and set a single-season career high with 40 tackles (31 solo)
- ✦ Recorded six passes defended, one special teams tackle and one interception, which he returned seven yards for his first career score
- ✦ Recorded one fair catch on a punt return
- ✦ Started both postseason games and posted 12 tackles (nine solo) and one tackle on special teams

**2019 (PACKERS)**

- ✦ Played in all 16 regular-season games, seeing time on defense and special teams
- ✦ Registered 26 tackles (17 solo), an interception, a forced fumble, a quarterback hit and eight passes defended
- ✦ Returned three kickoffs for 48 yards (16.0 avg.) and posted two tackles on special teams
- ✦ Played in both playoff games with one start

**2018 (EAGLES)**

- ✦ Spent the first seven weeks of the season on the practice squad before being elevated to the active roster on Oct. 26
- ✦ Appeared in five games (one start)
- ✦ Registered 12 tackles (eight solo) and a pass defended
- ✦ Was on the practice squad for the regular-season finale and both playoff contests

**TRANSACTIONS**

- ✦ Signed a one-year contract with Pittsburgh on May 2, 2022
- ✦ Re-signed by Green Bay as a restricted free agent on Apr. 23, 2021
- ✦ Re-signed by the Packers as an exclusive-rights free agent on Apr. 27, 2020
- ✦ Signed by Green Bay Packers as free agent on May 6, 2019
- ✦ Waived by Philadelphia May 2, 2019
- ✦ Re-signed by Eagles as reserve/future free agent on Jan. 14, 2019
- ✦ Signed to the Philadelphia practice squad on Dec. 25, 2018
- ✦ Promoted from the Eagles practice squad to the active roster on Oct. 26, 2018
- ✦ Signed to the Philadelphia practice squad on Sept. 2, 2018
- ✦ Waived by the Eagles on Sept. 2, 2018
- ✦ Signed by Philadelphia as an undrafted free agent on May 11, 2018

**COLLEGE**

- ✦ Played in every game for Georgia State from 2014-17, a school-record 49 games (44 starts)
- ✦ Registered 182 tackles (144 solo), seven interceptions, 25 passes defended, seven tackles for a loss, 2.0 sacks, two fumble recoveries, two defensive touchdowns, a forced fumble and a blocked kick
- ✦ Ranks first in school history in interceptions and passes defended and fifth in career tackles
- ✦ Added eight kickoff returns for 164 yards (20.5 avg.) and a punt return for 28 yards

PERSONAL

- ✦ Spoke to the Boys & Girls Club of Winder-Barrow County in May 2021 as part of a fundraiser that raised \$30,000
- ✦ Participated in the Packers Celebrity Bowling Event in 2019 to help raise money for the Wisconsin Court Appointed Special Advocates (CASA) Association
- ✦ Full name is Chandon Lamar Sullivan
- ✦ First name is pronounced CHAN-din
- ✦ Nickname is "Sully"
- ✦ Hopes to pursue a career in broadcasting after his football career is finished

REGULAR SEASON COMPARISON: DEFENSIVE - SAN FRANCISCO 49ERS

DATE	OPP	W/L	GP/GS	TACKLES					SACK	YDS.	INT	TFL	PD	QBH	TD	MISC		
				TOT	SOLO	ASST	FR	FF								FR		
11/24/19	GB @SF	L	P	3	3	0	0.0	0.0	0	0	0	0	0	0	0	0	0	0
11/5/20	GB @SF	W	S	1	0	1	0.0	0.0	0	0	0	0	0	0	0	0	0	0
9/26/21	GB @SF	W	P	0	0	0	0.0	0.0	0	0	1	0	0	0	0	0	0	0
<b>TOTALS</b>		2/1	3/1	4	3	1	0.0	0.0	0	0	1	0	0	0	0	0	0	0

POSTSEASON COMPARISON: DEFENSIVE - SAN FRANCISCO 49ERS

DATE	OPP	W/L	GP/GS	TACKLES					SACK	YDS.	INT	TFL	PD	QBH	TD	MISC		
				TOT	SOLO	ASST	FR	FF								FR		
1/22/22	GB vs. SF	L	P	3	3	0	0.0	0.0	0	0	1	0	0	0	0	0	0	0
<b>TOTALS</b>		0/1	1/0	3	3	0	0.0	0.0	0	0	1	0	0	0	0	0	0	0

CHANDON SULLIVAN'S NFL REGULAR SEASON DEFENSIVE STATISTICS

DATE	TEAM	GP	GS	TK	S	A	TACKLES			INTERCEPTIONS				O. FUMB			ST			MISC							
							TFL	YDS	SK	NO	YDS	LG	TD	PD	FF	FR	TD	YDS	TK	S	A	FF	FR	S	A		
2018	Eagles	5	1	7	7	0	0	0.0	0.0	0	0	0	0	0	0	0	0	0	0	0	0	0	0	0	0	0	
2019	Packers	16	0	28	26	2	0	0.0	0.0	1	1	7	7	0	6	1	0	0	0	2	1	1	0	0	0	0	
2020	Packers	16	10	40	31	9	0	0.0	0.0	0	1	7	7	1	6	0	0	0	0	1	1	0	0	0	0	0	
2021	Packers	17	10	30	24	6	2	5	0.0	0.0	0	3	14	13	0	4	0	0	0	1	1	0	0	0	0	0	
2022	Vikings	17	10	59	44	15	2	1	0.0	0.0	1	0	0	0	7	0	1	0	0	1	1	0	0	0	0	0	
<b>NFL TOTALS</b>		71	31	164	132	32	4	6	0.0	0.0	2	5	28	13	1	23	1	1	0	0	5	4	1	0	0	0	0

CHANDON SULLIVAN'S NFL POSTSEASON DEFENSIVE STATISTICS

DATE	TEAM	GP	GS	TK	S	A	TACKLES			INTERCEPTIONS				O. FUMB			ST			MISC						
							TFL	YDS	SK	NO	YDS	LG	TD	PD	FF	FR	TD	YDS	TK	S	A	FF	FR	S	A	
2018	Eagles	0	0	0	0	0	0	0.0	0.0	0	0	0	0	0	0	0	0	0	0	0	0	0	0	0	0	0
2019	Packers	2	1	1	1	0	0	0.0	0.0	0	0	0	0	0	0	0	0	0	0	0	0	0	0	0	0	0
2020	Packers	2	2	12	9	3	0	0.0	0.0	0	0	0	0	0	0	0	0	0	0	1	1	0	0	0	0	0
2021	Packers	1	0	3	3	0	1	1	0.0	0.0	0	0	0	0	0	0	0	0	0	0	0	0	0	0	0	0
2022	Vikings	1	1	4	2	0	0	0.0	0.0	0	0	0	0	0	1	0	0	0	0	0	0	0	0	0	0	0
<b>NFL TOTALS</b>		6	4	20	15	5	1	1	0.0	0.0	0	0	0	0	1	0	0	0	0	1	1	0	0	0	0	0

SINGLE-GAME HIGHS: DEFENSIVE

- |                        |   |                                  |   |
|------------------------|---|----------------------------------|---|
| <b>Total Tackles</b>   | 9 at Buffalo Bills, Nov 13, 2022<br>6 vs. Indianapolis Colts, Dec 17, 2022<br>...3 more at 6. | <b>Tackles For Loss</b>          | 1 vs. Minnesota Vikings, Jan 02, 2022<br>1 at Kansas City Chiefs, Nov 07, 2021                    |
| <b>Solo Tackles</b>    | 6 at Buffalo Bills, Nov 13, 2022<br>6 vs. Jacksonville Jaguars, Nov 15, 2020                  | <b>Interceptions</b>             | 1 vs. Cleveland Browns, Dec 25, 2021<br>1 vs. Chicago Bears, Dec 12, 2021<br>...3 more at 1.      |
| <b>Passes Defensed</b> | 2 vs. Detroit Lions, Sep 20, 2020<br>2 at Detroit Lions, Dec 29, 2019                         | <b>Interception Return Yards</b> | 13 vs. Cleveland Browns, Dec 25, 2021<br>7 vs. Detroit Lions, Sep 20, 2020<br>...1 more at 7.     |
| <b>Forced Fumbles</b>  | 1 vs. Chicago Bears, Dec 15, 2019   | <b>Special Teams Tackles</b>     | 1 at Cincinnati Bengals, Oct 10, 2021<br>1 vs. Carolina Panthers, Dec 19, 2020<br>...2 more at 1. |

SINGLE-GAME HIGHS - POSTSEASON: DEFENSIVE

- |                      |   |                              |  |
|----------------------|---|------------------------------|--|
| <b>Total Tackles</b> | 8 vs. Los Angeles Rams, Jan 16, 2021<br>4 vs. Tampa Bay Buccaneers, Jan 24, 2021<br>3 vs. San Francisco 49ers, Jan 22, 2022<br>1 vs. Seattle Seahawks, Jan 12, 2020 | <b>Tackles For Loss</b>      | 1 vs. San Francisco 49ers, Jan 22, 2022  |
| <b>Solo Tackles</b>  | 6 vs. Los Angeles Rams, Jan 16, 2021<br>3 vs. San Francisco 49ers, Jan 22, 2022<br>3 vs. Tampa Bay Buccaneers, Jan 24, 2021<br>1 vs. Seattle Seahawks, Jan 12, 2020 | <b>Special Teams Tackles</b> | 1 vs. Tampa Bay Buccaneers, Jan 24, 2021 |

2022 GAME-BY-GAME REGULAR-SEASON STATISTICS (VIKINGS)

DATE	OPPONENT	P/S	TACKLES							INTERCEPTIONS				O. FUMB			ST			MISC		W/L	SCORE				
			TK	S	A	SK	YDS	TFL	YDS	QBH	NO	YDS	LG	TD	PD	FF	FR	TD	YDS	TK	S			A	FF	FR	S
09/11	Packers	P	4	2	2	0.0	0.0	0	0	0	0	0	0	0	0	0	0	0	0	0	0	0	0	0	0	W	23-7
09/19	at Eagles	S	4	3	1	0.0	0.0	0	0	0	0	0	0	0	0	0	0	0	0	0	0	0	0	0	0	L	7-24
09/25	Lions	S	2	2	0	0.0	0.0	0	0	0	0	0	0	0	0	0	0	0	0	0	0	0	0	0	0	W	28-24
10/02	at Saints	P	5	3	2	0.0	0.0	0	0	0	0	0	0	0	0	0	0	0	0	0	0	0	0	0	0	W	28-25
10/09	Bears	S	2	2	0	0.0	0.0	0	0	0	0	0	0	0	0	0	0	0	0	0	0	0	0	0	0	W	29-22
10/16	at Dolphins	P	4	2	2	0.0	0.0	1	1	0	0	0	0	0	1	0	0	0	0	0	0	0	0	0	0	W	24-16
10/30	Cardinals	S	3	2	1	0.0	0.0	0	0	0	0	0	0	1	0	0	0	0	0	0	0	0	0	0	0	W	34-26
11/06	at Commanders	P	1	1	0	0.0	0.0	0	0	0	0	0	0	0	0	0	0	0	0	0	0	0	0	0	0	W	20-17
11/13	at Bills	S	9	6	3	0.0	0.0	0	0	0	0	0	0	2	0	0	0	0	0	0	0	0	0	0	0	W	33-30+
11/20	Cowboys	S	2	2	0	0.0	0.0	0	0	0	0	0	0	0	0	0	0	0	0	0	0	0	0	0	0	L	3-40
11/24	Patriots	S	2	1	1	0.0	0.0	0	0	0	0	0	0	1	0	0	0	0	0	0	0	0	0	0	0	W	33-26
12/04	Jets	S	2	1	1	0.0	0.0	0	0	0	0	0	0	1	0	0	0	0	0	0	0	0	0	0	0	W	27-22
12/11	at Lions	S	5	5	0	0.0	0.0	1	0	0	0	0	0	0	0	0	0	0	0	0	0	0	0	0	0	L	23-34
12/17	Colts	S	6	5	1	0.0	0.0	0	0	0	0	0	0	0	1	0	0	0	0	0	0	0	0	0	0	W	39-36+
12/24	Giants	P	3	2	1	0.0	0.0	0	0	1	0	0	0	0	0	0	0	0	1	1	0	0	0	0	0	W	27-24
01/01	at Packers	P	2	2	0	0.0	0.0	0	0	0	0	0	0	0	0	0	0	0	0	0	0	0	0	0	0	L	17-41
01/08	at Bears	P	3	3	0	0.0	0.0	0	0	0	0	0	0	0	0	0	0	0	0	0	0	0	0	0	0	W	29-13
<b>2022 TOTALS</b>		17-10	59	44	15	0.0	0.0	2	1	1	0	0	0	0	7	0	1	0	0	1	1	0	0	0	0	13-4	

+ - Overtime

2021 GAME-BY-GAME REGULAR-SEASON STATISTICS (PACKERS)

DATE	OPPONENT	P/S	TACKLES							INTERCEPTIONS				O. FUMB			ST			MISC		W/L	SCORE				
			TK	S	A	SK	YDS	TFL	YDS	QBH	NO	YDS	LG	TD	PD	FF	FR	TD	YDS	TK	S			A	FF	FR	S
09/12	at Saints	P	1	1	0	0.0	0.0	0	0	0	0	0	0	0	0	0	0	0	0	0	0	0	0	0	0	L	3-38
09/20	Lions	P	1	0	1	0.0	0.0	0	0	0	0	0	0	0	0	0	0	0	0	0	0	0	0	0	0	W	35-17
09/26	at 49ers	P	0	0	0	0.0	0.0	0	0	0	0	0	0	1	0	0	0	0	0	0	0	0	0	0	0	W	30-28
10/03	Steelers	S	3	2	1	0.0	0.0	0	0	0	0	0	0	0	0	0	0	0	0	0	0	0	0	0	0	W	27-17
10/10	at Bengals	S	2	2	0	0.0	0.0	0	0	0	0	0	0	0	0	0	0	0	1	1	0	0	0	0	0	W	25-22+
10/17	at Bears	P	0	0	0	0.0	0.0	0	0	0	0	0	0	0	0	0	0	0	0	0	0	0	0	0	0	W	24-14
10/24	Football Team	S	4	4	0	0.0	0.0	0	0	1	0	0	0	1	0	0	0	0	0	0	0	0	0	0	0	W	24-10
10/28	at Cardinals	S	1	0	1	0.0	0.0	0	0	0	0	0	0	0	0	0	0	0	0	0	0	0	0	0	0	W	24-21
11/07	at Chiefs	S	5	4	1	0.0	0.0	1	4	0	0	0	0	0	0	0	0	0	0	0	0	0	0	0	0	L	17-13
11/14	Seahawks	S	2	2	0	0.0	0.0	0	0	0	0	0	0	0	0	0	0	0	0	0	0	0	0	0	0	W	7-0
11/21	at Vikings	P	1	1	0	0.0	0.0	0	0	0	0	0	0	0	0	0	0	0	0	0	0	0	0	0	0	L	31-34
11/28	Rams	S	0	0	0	0.0	0.0	0	0	0	0	0	0	0	0	0	0	0	0	0	0	0	0	0	0	W	36-28
12/12	Bears	S	2	1	1	0.0	0.0	0	0	1	1	1	0	1	0	0	0	0	0	0	0	0	0	0	0	W	45-30
12/19	at Ravens	P	2	2	0	0.0	0.0	0	0	0	0	0	0	0	0	0	0	0	0	0	0	0	0	0	0	W	31-30
12/25	Browns	S	1	0	1	0.0	0.0	0	0	1	13	13	0	1	0	0	0	0	0	0	0	0	0	0	0	W	24-22
01/02	Vikings	P	4	4	0	0.0	0.0	1	1	0	0	0	0	0	0	0	0	0	0	0	0	0	0	0	0	W	37-10
01/09	at Lions	S	1	1	0	0.0	0.0	0	0	0	0	0	0	0	0	0	0	0	0	0	0	0	0	0	0	L	30-37
<b>2021 TOTALS</b>		17-10	30	24	6	0.0	0.0	2	5	0	3	14	13	0	4	0	0	0	0	1	1	0	0	0	0	13-4	

+ - Overtime

2020 GAME-BY-GAME REGULAR-SEASON STATISTICS (PACKERS)

DATE	OPPONENT	P/S	TACKLES							INTERCEPTIONS				O. FUMB			ST			MISC		W/L	SCORE					
			TK	S	A	SK	YDS	TFL	YDS	QBH	NO	YDS	LG	TD	PD	FF	FR	TD	YDS	TK	S			A	FF	FR	S	A
09/13	at Vikings	P	2	1	1	0.0	0.0	0	0	0	0	0	0	0	0	0	0	0	0	0	0	0	0	0	0	W	43-34	
09/20	Lions	S	1	1	0	0.0	0.0	0	0	0	1	7	7	1	2	0	0	0	0	0	0	0	0	0	0	0	W	42-21
09/27	at Saints	P	2	2	0	0.0	0.0	0	0	0	0	0	0	0	0	0	0	0	0	0	0	0	0	0	0	W	37-30	
10/05	Falcons	P	1	0	1	0.0	0.0	0	0	0	0	0	0	0	0	0	0	0	0	0	0	0	0	0	0	W	30-16	
10/18	at Buccaneers	S	3	2	1	0.0	0.0	0	0	0	0	0	0	0	0	0	0	0	0	0	0	0	0	0	0	L	10-38	
10/25	at Texans	S	3	3	0	0.0	0.0	0	0	0	0	0	0	1	0	0	0	0	0	0	0	0	0	0	0	W	35-20	
11/01	Vikings	P	1	1	0	0.0	0.0	0	0	0	0	0	0	0	0	0	0	0	0	0	0	0	0	0	0	L	22-28	
11/05	at 49ers	S	1	0	1	0.0	0.0	0	0	0	0	0	0	0	0	0	0	0	0	0	0	0	0	0	0	W	34-17	
11/15	Jaguars	S	6	6	0	0.0	0.0	0	0	0	0	0	0	0	0	0	0	0	0	0	0	0	0	0	0	W	24-20	
11/22	at Colts	S	5	4	1	0.0	0.0	0	0	0	0	0	0	1	0	0	0	0	0	0	0	0	0	0	0	L	31-34+	
11/29	Bears	S	1	1	0	0.0	0.0	0	0	0	0	0	0	0	0	0	0	0	0	0	0	0	0	0	0	W	41-25	
12/06	Eagles	S	0	0	0	0.0	0.0	0	0	0	0	0	0	0	0	0	0	0	0	0	0	0	0	0	0	W	30-16	
12/13	at Lions	P	1	1	0	0.0	0.0	0	0	0	0	0	0	0	0	0	0	0	0	0	0	0	0	0	0	W	31-24	
12/19	Panthers	S	3	3	0	0.0	0.0	0	0	0	0	0	0	1	0	0	0	0	1	1	0	0	0	0	0	W	24-16	
12/27	Titans	P	4	3	1	0.0	0.0	0	0	0	0	0	0	0	0	0	0	0	0	0	0	0	0	0	0	W	40-14	
01/03	at Bears	S	6	3	3	0.0	0.0	0	0	0	0	0	0	0	1	0	0	0	0	0	0	0	0	0	0	W	35-16	
<b>2020 TOTALS</b>		16-10	40	31	9	0.0	0.0	0	0	0	1	7	7	1	6	0	0	0	0	1	1	0	0	0	0	13-3		

+ - Overtime

2019 GAME-BY-GAME REGULAR-SEASON STATISTICS (PACKERS)

DATE	OPPONENT	P/S	TACKLES							INTERCEPTIONS				O. FUMB			ST				MISC		W/L	SCORE			
			TK	S	A	SK	YDS	TFL	YDS	QBH	NO	YDS	LG	TD	PD	FF	FR	TD	YDS	TK	S	A			FF	FR	S
09/05	at Bears	P	0	0	0	0.0	0.0	0	0	0	0	0	0	0	0	0	0	0	0	0	0	0	0	0	0	W	10-3
09/15	Vikings	P	0	0	0	0.0	0.0	0	0	0	0	0	0	0	0	0	0	0	0	0	0	0	0	0	0	W	21-16
09/22	Broncos	P	0	0	0	0.0	0.0	0	0	0	0	0	0	0	0	0	0	0	0	0	0	0	0	0	0	W	27-16
09/26	Eagles	P	0	0	0	0.0	0.0	0	0	0	0	0	0	0	0	0	0	0	0	0	0	0	0	0	0	L	27-34
10/06	at Cowboys	P	2	2	0	0.0	0.0	0	0	0	1	7	7	0	1	0	0	0	0	0	0	0	0	0	0	W	34-24
10/14	Lions	P	4	4	0	0.0	0.0	0	0	0	0	0	0	0	0	0	0	0	0	0	0	0	0	0	0	W	23-22
10/20	Raiders	P	2	2	0	0.0	0.0	0	0	0	0	0	0	0	0	0	0	0	0	0	0	0	0	0	0	W	42-24
10/27	at Chiefs	P	0	0	0	0.0	0.0	0	0	0	0	0	0	1	0	0	0	0	0	0	0	0	0	0	0	W	31-24
11/03	at Chargers	P	3	2	1	0.0	0.0	0	0	0	0	0	0	0	0	0	0	0	0	0	0	0	0	0	0	L	11-26
11/10	Panthers	P	0	0	0	0.0	0.0	0	0	0	0	0	0	0	0	0	0	0	0	0	0	0	0	0	0	W	24-16
11/24	at 49ers	P	3	3	0	0.0	0.0	0	0	0	0	0	0	0	0	0	0	0	0	0	0	0	0	0	0	L	8-37
12/01	at Giants	P	2	2	0	0.0	0.0	0	0	0	0	0	0	1	0	0	0	0	0	0	0	0	0	0	0	W	31-13
12/08	Redskins	P	4	4	0	0.0	0.0	0	0	0	0	0	0	0	0	0	0	0	0	0	0	0	0	0	0	W	20-15
12/15	Bears	P	6	5	1	0.0	0.0	0	0	1	0	0	0	0	1	1	0	0	0	0	0	0	0	0	0	W	21-13
12/23	at Vikings	P	0	0	0	0.0	0.0	0	0	0	0	0	0	1	0	0	0	0	0	0	0	0	0	0	0	W	23-10
12/29	at Lions	P	2	2	0	0.0	0.0	0	0	0	0	0	0	0	0	0	0	0	0	0	0	0	0	0	0	W	23-20
2019 TOTALS			16-0	28	26	2	0.0	0.0	0	0	1	1	7	7	0	6	1	0	0	0	2	1	1	0	0	0	13-3

2018 GAME-BY-GAME REGULAR-SEASON STATISTICS (EAGLES)

DATE	OPPONENT	P/S	TACKLES							INTERCEPTIONS				O. FUMB			ST				MISC		W/L	SCORE			
			TK	S	A	SK	YDS	TFL	YDS	QBH	NO	YDS	LG	TD	PD	FF	FR	TD	YDS	TK	S	A			FF	FR	S
09/06	Falcons																									W	18-12
09/16	at Buccaneers																									L	21-27
09/23	Colts																									W	20-16
09/30	at Titans																									L	23-26+
10/07	Vikings																									L	21-23
10/11	at Giants																									W	34-13
10/21	Panthers																									L	17-21
10/28	at Jaguars	P	0	0	0	0.0	0.0	0	0	0	0	0	0	0	0	0	0	0	0	0	0	0	0	0	0	W	24-18
11/11	Cowboys	P	0	0	0	0.0	0.0	0	0	0	0	0	0	0	0	0	0	0	0	0	0	0	0	0	0	L	20-27
11/18	at Saints	P	4	4	0	0.0	0.0	0	0	0	0	0	0	0	0	0	0	0	0	0	0	0	0	0	0	L	7-48
11/25	Giants	S	3	3	0	0.0	0.0	0	0	0	0	0	0	0	0	0	0	0	0	0	0	0	0	0	0	W	25-22
12/03	Redskins																									W	28-13
12/09	at Cowboys																									L	23-29+
12/16	at Rams	P	0	0	0	0.0	0.0	0	0	0	0	0	0	0	0	0	0	0	0	0	0	0	0	0	0	W	30-23
12/23	Texans																									W	32-30
12/30	at Redskins																									W	24-0
2018 TOTALS		5-1	7	7	0	0.0	0.0	0	0	0	0	0	0	0	0	0	0	0	0	0	0	0	0	0	0	9-7	

+ 1 Overtime

2022 GAME-BY-GAME POSTSEASON STATISTICS (VIKINGS)

DATE	OPPONENT	P/S	TACKLES							INTERCEPTIONS				O. FUMB			ST				MISC		W/L	SCORE				
			TK	S	A	SK	YDS	TFL	YDS	QBH	NO	YDS	LG	TD	PD	FF	FR	TD	YDS	TK	S	A			FF	FR	S	A
01/15	Giants	S	4	2	2	0.0	0.0	0	0	0	0	0	0	0	1	0	0	0	0	0	0	0	0	0	0	0	L	24-31
2022 TOTALS		1-1	4	2	2	0.0	0.0	0	0	0	0	0	0	0	1	0	0	0	0	0	0	0	0	0	0	0	0-1	

2021 GAME-BY-GAME POSTSEASON STATISTICS (PACKERS)

DATE	OPPONENT	P/S	TACKLES							INTERCEPTIONS				O. FUMB			ST				MISC		W/L	SCORE				
			TK	S	A	SK	YDS	TFL	YDS	QBH	NO	YDS	LG	TD	PD	FF	FR	TD	YDS	TK	S	A			FF	FR	S	A
01/22	49ers	P	3	3	0	0.0	0.0	1	1	0	0	0	0	0	0	0	0	0	0	0	0	0	0	0	0	0	L	10-13
2021 TOTALS		1-0	3	3	0	0.0	0.0	1	1	0	0	0	0	0	0	0	0	0	0	0	0	0	0	0	0	0	0-1	

2020 GAME-BY-GAME POSTSEASON STATISTICS (PACKERS)


DATE	OPPONENT	P/S	TACKLES							INTERCEPTIONS				O. FUMB			ST				MISC		W/L	SCORE				
			TK	S	A	SK	YDS	TFL	YDS	QBH	NO	YDS	LG	TD	PD	FF	FR	TD	YDS	TK	S	A			FF	FR	S	A
01/16	Rams	S	8	6	2	0.0	0.0	0	0	0	0	0	0	0	0	0	0	0	0	0	0	0	0	0	0	0	W	32-18
01/24	Buccaneers	S	4	3	1	0.0	0.0	0	0	0	0	0	0	0	0	0	0	0	0	0	0	0	0	0	0	0	L	26-31
2020 TOTALS		2-2	12	9	3	0.0	0.0	0	0	0	0	0	0	0	0	0	0	0	0	0	0	0	0	0	0	0	1-1	

2019 GAME-BY-GAME POSTSEASON STATISTICS (PACKERS)

DATE	OPPONENT	P/S	TACKLES							INTERCEPTIONS				O. FUMB			ST				MISC		W/L	SCORE				
			TK	S	A	SK	YDS	TFL	YDS	QBH	NO	YDS	LG	TD	PD	FF	FR	TD	YDS	TK	S	A			FF	FR	S	A
01/12	Seahawks	S	1	1	0	0.0	0.0	0	0	0	0	0	0	0	0	0	0	0	0	0	0	0	0	0	0	0	W	28-23
01/19	at 49ers	P	0	0	0	0.0	0.0	0	0	0	0	0	0	0	0	0	0	0	0	0	0	0	0	0	0	0	L	20-37
2019 TOTALS		2-1	1	1	0	0.0	0.0	0	0	0	0	0	0	0	0	0	0	0	0	0	0	0	0	0	0	0	1-1	

2018 GAME-BY-GAME POSTSEASON STATISTICS (EAGLES)

DATE	OPPONENT	P/S	TACKLES							INTERCEPTIONS				O. FUMB			ST				MISC		W/L	SCORE			
			TK	S	A	SK	YDS	TFL	YDS	QBH	NO	YDS	LG	TD	PD	FF	FR	TD	YDS	TK	S	A			FF	FR	S
01/06	at Bears																									W	16-15
01/13	at Saints																									L	14-20
2018 TOTALS			0	0	0	0.0	0.0	0	0	0	0	0	0	0	0	0	0	0	0	0	0	0	0	0	0	0	1-1



10

**HEIGHT:** 6-2  
**WEIGHT:** 220  
**BORN:** August 20, 1994  
**COLLEGE:** North Carolina

**BIRTHPLACE:** Mentor, OH  
**HOW ACQUIRED:** FA '22  
**NFL EXPERIENCE:** 7th year

**QUARTERBACK**  
**MITCH TRUBISKY**  
(2018-2023) (10)

18

**PRO CAREER**

- ✦ 2018 Pro Bowl selection
- ✦ NFC Offensive Player of the Week (Week 10 of 2018)
- ✦ 2020 PFWA Media Good Guy award
- ✦ Career regular-season record as a starter: 31-24 (.564) — 2-3 (.400) in '22; 6-3 (.667) in '20; 8-7 (.533) in '19; 11-3 (.786) in '18; 4-8 (.333) in '17
- ✦ His .564 career winning percentage is the ninth-highest by an active QB in the League with a minimum of 50 starts
- ✦ Has played in 64 games (55 starts) over his six-year NFL career (Chicago, 2017-20; Buffalo, 2021; Pittsburgh, 2022)
- ✦ Completed 1,133 of 1,765 passes (64.2 percent) for 11,904 yards and 68 TDs in his career
- ✦ Rushed for 1,119 yards on 222 carries (5.0 yds/rush) and 11 TDs
- ✦ Completed 1,010-of-1,577 passes (64.0%) for 10,609 yards and 64 TDs for the Bears
- ✦ Registered a 87.2 QB rating and also rushed for 1,057 yards and eight TDs on 190 carries for the Bears
- ✦ Completed 45-of-72 pass attempts for 502 yards, two touchdowns and a passer rating of 92.5 in two career postseason games
- ✦ Completed 289-of-434 passes (66.6%) for 3,223 yards and 24 TDs in 2018 when he became the first Bears quarterback selected to the Pro Bowl since Jim McMahon in 1986
- ✦ Threw for a career-best six TD passes vs. Tampa Bay on Sept. 30, 2018 (completed 19-of-26 passes for 354 yards and a 154.6 passer rating)
- ✦ Fastest Chicago quarterback to eclipse 10,000 career passing yards
- ✦ Set Bears rookie records for completions (196) and yards (2,193) in 2017
- ✦ Made NFL debut in Week 5 of 2017 (vs. Minnesota)
- ✦ Made NFL starting debut in Week 5 of 2017 (vs. Minnesota)

**2022 (STEELERS)**

- ✦ Played in seven games (five starts)
- ✦ Completed 117 of 180 passes for 1,252 yards, four TDs and five INTs
- ✦ Rushed 19 times for 38 yards and two TDs
- ✦ Was voted one of the Steelers' two offensive team captains by his teammates
- ✦ Became one of 10 quarterbacks to win in their first career start for the Steelers and one of five quarterbacks to win on the road in their first career start for the Steelers after defeating Cincinnati in overtime in Week 1
- ✦ Became the first quarterback to not throw an interception in his Steelers starting debut since Michael Vick in 2015 and the first to not throw an interception in his Steelers starting debut on the road since Jim Miller in 1996
- ✦ Achieved an average passer rating of 94.46 in three games of relief for an injured Kenny Pickett (Week 6 vs. Tampa Bay, Week 14 vs. Baltimore and Week 15 at Carolina) by completing 48-of-64 passes for 599 yards, two TDs and three INTs
- ✦ Completed 9-of-12 passes for 144 yards, one TD and a 142.4 passer rating in Week 6 vs. Tampa Bay after entering the game following a third-quarter injury to Kenny Pickett
- ✦ His four third-down plays of longer than 11 yards in Week 6 vs. Tampa Bay are the most by a Steelers quarterback since Ben Roethlisberger had four at Denver in Week 1 of 2012
- ✦ Converted a season-high 12-of-16 third-down conversions in Week 15 at Carolina

**2021 (BILLS)**

- ✦ Played in six games (no starts)
- ✦ Completed six-of-eight passes for 43 yards
- ✦ Rushed for 24 yards on 13 carries, including a 22-yard rush vs. Washington in Week 3

**2020 (BEARS)**

- ✦ Played in 10 games with nine starts, going 6-3
- ✦ Threw for 2,055 yards, 16 TDs and eight INTs; also had 33 rushes for 195 yards and a score
- ✦ Completed 67.0 percent of his passes during the regular season, tying a Bears single-season record (Brian Hoyer, 2016)
- ✦ Completed 20-of-36 passes for 242 yards and three TDs in the Week 1 win at Detroit; threw all three TDs in the fourth quarter with a 143.3 rating in the final quarter; also rushed three times for 26 yards, including a long run of 20 yards
- ✦ Trubisky's three TD passes in the fourth quarter marked the first time since Jay Cutler in 2014 in which a Bears player tossed for three scores in a fourth quarter, and marked only the third time in the past 30 years by a Bears QB; also became just the second QB in the past 25 years to throw three TD passes in the fourth quarter of Week 1 (Aaron Rodgers)
- ✦ Totaled 290 yards of offense in the Week 14 win over Houston; completed 24-of-33 passes for 267 yards and three TDs and zero interceptions for a 126.7 passer rating; also rushed four times for 23 yards
- ✦ Passed for 242 yards, three TDs and two INTs in Week 12 at Green Bay
- ✦ Completed 33 passes, the second-most of his career, on 42 attempts for 252 yards in Week 17 vs. the Packers; completed a season-long 53-yard pass to Darnell Mooney
- ✦ Accounted for three TDs in the 41-17 win over Jacksonville in Week 16; threw for 265 yards and two TDs on 24-of-35 passing (also rushed for a TD)



2019 (BEARS)

- Started 15 games, going 8-7; missed the game vs. Oakland in London due to a shoulder injury
- Finished the season with 3,138 passing yards, marking back-to-back 3,000-yard seasons and becoming just the second Bear to accomplish the feat (Jay Cutler, 2x, 2009-10 and 2014-15)
- Had his best game in the Week 14 win vs. the Cowboys, completing 23-of-31 passes for 244 yards with three passing TDs and one more on the ground to become the first QB in NFL history to complete 70.0+ percent of his passes on 30+ attempts, throw 3+ TD passes, rush for 50+ yards and have a rushing TD in the same game
- Finished the Cowboys game with a 115.5 passer rating (Bears are 9-1 since the start of last season and 11-2 in his career when he posts a passer rating of 100.0 or higher)
- Accounted for 13 TDs from Weeks 10-14, 11 passing and two rushing
- On Thanksgiving in Detroit, completed 29-of-38 passes for a season-high 338 yards with three TDs; marched the offense on a season-long 90-yard scoring drive late in the fourth quarter and connected with David Montgomery on a three-yard TD pass to give the Bears a 24-20 lead
- Completed 16-of-23 passes for 173 yards and three TDs in the Week 10 win over the Lions with a passer rating of 131.0
- Finished 25-of-31 passing for 231 yards, 3 TDs and 1 INT in the MNF win at Washington in Week 3; completed 20 passes in the first half at Washington as the Bears raced out to a 28-3 halftime lead
- Completed a career-high 34 passes in Week 7 vs. New Orleans, tied for the second most in franchise history; also posted a career-high 54 attempts in that game, which tied for third most all time

2018 (BEARS)

- Named to the Pro Bowl, the first Bears quarterback to play in the Pro Bowl since Jim McMahon after the 1985 season
- Started 14 games (11-3 record as starter)
- Completed 289-of-434 (66.6 pct.) passes for 3,223 yards, 24 TDs and 12 INTs
- Added 421 rushing yards on 68 attempts (6.1 avg) and three TDs; also converted five two-point conversions (one rushing, four passing)
- Rushed for 81 yards on six attempts in Week 7 vs. New England, the eighth-highest by a Bears QB since 1960
- Recorded four 300-yard passing games in 14 regular season contests, tied for the most by a Bears QB in a single season
- Threw for 354 yards and set a career-high in passing TDs (six) and total offense (407) vs. Tampa Bay in Week 4; his six passing TDs ranks second all-time in Bears history and is one off the NFL record
- Threw five TDs to five different receivers in the first half vs. TB, becoming just the second player in league history to do so
- Threw for 13 TDs during Weeks 4-8, the most over a four-game span by a Bears QB since Sid Luckman in 1947
- Threw for a career-high 355 yards in a Week 10 win vs. Detroit; completed 23-of-30 passes with three TDs and a 148.6 rating
- Recorded a 120.4 passer rating at home vs. Green Bay, the highest QBR by a Bear against the Packers since 2000
- Completed 94.1 percent (16-of-17) of his passes in the second half at San Francisco, the highest second-half completion percentage in the NFL in 2018; also marked the second highest by a Bears quarterback dating back to 1960
- Completed 26-of-43 passes for 303 yards and one touchdown in Wild Card playoff game vs. Philadelphia (1/6/19); 303 yards and 26 completions are both the most in Bears postseason history

2017 (BEARS)

- Played in and started 12 games as a rookie
- Made first career start on MNF (10/9) vs. Minnesota, becoming the first Bears rookie to start at QB since Kyle Orton in 2005
- Completed 196-of-330 passes for 2,193 yards, seven touchdowns and seven interceptions
- Carried the ball 41 times for 248 yards (6.0 avg) and 2 touchdowns
- Became the first Bears rookie QB to win their first road start since Craig Krenzel in 2004 (vs. BAL 10/15); also became the second rookie quarterback to win a game in Baltimore since the franchise moved from Cleveland to Baltimore in 1996
- Completed 31 of 46 passes for 314 yards in Week 15 at Detroit – all Bears rookie records
- Became the first Bears rookie QB to pass for 300+ yards in a game since Cade McNown threw for 301 yards in 1999 vs. Detroit
- Set Bears franchise rookie records for completions (196) and passing yards (2,193), finished second in attempts (330) and tied for third in touchdown passes (seven)

TRANSACTIONS

- Signed a three-year contract with Pittsburgh on May 18, 2023
- Signed a two-year contract with the Steelers on March 14, 2022
- Signed a one-year contract with Buffalo on March 18, 2021
- Chicago declined a fifth-year option for 2021
- Signed a four-year contract with the Bears on July 19, 2017
- Drafted by Chicago in the first round (second overall) of the 2017 NFL Draft

COLLEGE

- Played in 34 games (13 starts) for North Carolina, completing 386-of-572 passes (67.5 pct.) for 4,762 yards, 41 TDs and 10 interceptions in three seasons of action; added 439 rushing yards and eight TDs
- Finished his UNC career fifth in passing TDs (41), sixth in passing yards (4,762) and seventh in total offense (5,201)
- As a junior in 2016 he started all 13 games in his first season as a starter for the Tar Heels
- Set UNC single-season records for passing yards (3,748), passing TDs (30) and total offense (4,056) while completing 304-of-477 (68.0) passes
- Set the multi-game school record with 30 consecutive completions over two games (last 18 vs. JMU; first 12 vs. Pitt); also set the school record for most passing yards in consecutive games with 885 (432 vs. JMU; 453 vs. Pitt)
- Had seven games with 3+ passing TDs in 2016 and added 308 rushing yards on 93 attempts (3.3 avg) and five TDs
- Set career highs with 453 yards and five TDs with zero interceptions on 35-of-46 passing vs. Pitt
- Completed 31-of-38 passes for 405 yards and three TDs in the 37-35 win at No. 12 Florida State
- Threw for 280 yards and two TDs on 23-of-39 passing vs. Stanford in the Sun Bowl

PERSONAL

- Attended Mentor High School (Mentor, Ohio)
- Named 2016 Mr. Football in the state of Ohio by the Associated Press and honorable-mention Parade All-America
- Most prolific passer in the Greater Cleveland area, becoming the first to pass for more than 9,000 career yards and more than 4,000 yards as a senior
- Rated the No. 1 dual-threat quarterback by 247sports.com and the No. 3 player in Ohio
- Passed for 4,063 yards and 42 TDs as a senior, including 1,593 in four playoff games; ranked among the top 10 passers in Ohio High School history with 9,126 yards and 92 TDs
- Rushed for 1,559 career yards and 33 TDs, averaging 4.1 per carry
- Also served as Mentor's punter in 2012, posted a 40.8 average
- Full name: Mitchell David Trubisky

COMMUNITY

- ✦ Pledged \$10,000 to Allen Robinson's Within Reach Foundation
- ✦ Serves on the Pittsburgh Steelers Social Justice Committee

REGULAR SEASON COMPARISON: PASSING - SAN FRANCISCO 49ERS

DATE	OPP	W/L	GP/GS	C	ATT	YDS.	AVG.	TD	LG	INT	SK	SKYD	RTG
12/3/17	CHI vs. SF	L	S	12	15	102	6.8	1	21	0	2	17	117.2
12/23/18	CHI @ SF	W	S	25	29	246	8.5	1	43	0	3	11	113.5
<b>TOTALS</b>		1/1	2/2	37	44	348	7.9	2	43	0	5	28	--

MITCH TRUBISKY'S NFL REGULAR SEASON PASSING STATISTICS

DATE	TEAM	GP	GS	ATT.	CMP.	PCT.	YDS	AVG.	TD	INT.	LG	SK	LST	RATE
2017	Bears	12	12	330	196	59.4	2,193	6.6	7	7	70	31	196	77.5
2018	Bears	14	14	434	289	66.6	3,223	7.4	24	12	70t	24	143	95.4
2019	Bears	15	15	516	326	63.2	3,138	6.1	17	10	53	38	234	83.0
2020	Bears	10	9	297	199	67.0	2,055	6.9	16	8	53	18	125	93.5
2021	Bills	6	0	8	6	75.0	43	5.4	0	1	15	0	0	47.4
2022	Steelers	7	5	180	117	65.0	1,252	7.0	4	5	45	11	68	81.1
<b>TOTALS</b>		64	55	1,765	1,133	64.2	11,904	6.7	68	43	70T	122	766	86.4

MITCH TRUBISKY'S NFL POSTSEASON PASSING STATISTICS

DATE	TEAM	GP	GS	ATT.	CMP.	PCT.	YDS	AVG.	TD	INT.	LG	SK	LST	RATE
2018	Bears	1	1	43	26	60.5	303	7.0	1	0	45	2	12	89.6
2020	Bears	1	1	29	19	65.5	199	6.9	1	0	28	1	8	96.8
2021	Bills	1	0	0	0	0.0	0	0.0	0	0	0	0	0	0.0
<b>TOTALS</b>		3	2	72	45	62.5	502	7.0	2	0	45	3	20	92.5

MITCH TRUBISKY'S NFL REGULAR SEASON RUSHING STATISTICS

DATE	TEAM	NO.	YDS.	AVG.	LG	TD
2017	Bears	41	248	6.0	46	2
2018	Bears	68	421	6.2	39	3
2019	Bears	48	193	4.0	23t	2
2020	Bears	33	195	5.9	45	1
2021	Bills	13	24	1.8	22	1
2022	Steelers	19	38	2.0	9	2
<b>TOTALS</b>		222	1,119	5.0	46	11

MITCH TRUBISKY'S NFL POSTSEASON RUSHING STATISTICS

DATE	TEAM	NO.	YDS.	AVG.	LG	TD
2018	Bears	3	9	3.0	6	0
2020	Bears	3	10	3.3	7	0
2021	Bills	3	-2	-0.7	0	0
<b>TOTALS</b>		9	17	1.9	7	0

MITCH TRUBISKY'S NFL REGULAR SEASON PASSING/RUSHING STATISTICS

DATE	TEAM	GP	GS	PASSING										RUSHING					
				ATT.	CMP.	PCT.	YDS	AVG.	TD	INT.	LG	SK	LST	RATE	NO.	YDS.	AVG.	LG	TD
2017	Bears	12	12	330	196	59.4	2,193	6.6	7	7	70	31	196	77.5	41	248	6.0	46	2
2018	Bears	14	14	434	289	66.6	3,223	7.4	24	12	70t	24	143	95.4	68	421	6.2	39	3
2019	Bears	15	15	516	326	63.2	3,138	6.1	17	10	53	38	234	83.0	48	193	4.0	23t	2
2020	Bears	10	9	297	199	67.0	2,055	6.9	16	8	53	18	125	93.5	33	195	5.9	45	1
2021	Bills	6	0	8	6	75.0	43	5.4	0	1	15	0	0	47.4	13	24	1.8	22	1
2022	Steelers	7	5	180	117	65.0	1,252	7.0	4	5	45	11	68	81.1	19	38	2.0	9	2
<b>TOTALS</b>		64	55	1,765	1,133	64.2	11,904	6.7	68	43	70T	122	766	86.4	222	1,119	5.0	46	11

MITCH TRUBISKY'S NFL POSTSEASON PASSING/RUSHING STATISTICS

DATE	TEAM	GP	GS	PASSING										RUSHING					
				ATT.	CMP.	PCT.	YDS	AVG.	TD	INT.	LG	SK	LST	RATE	NO.	YDS.	AVG.	LG	TD
2018	Bears	1	1	43	26	60.5	303	7.0	1	0	45	2	12	89.6	3	9	3.0	6	0
2020	Bears	1	1	29	19	65.5	199	6.9	1	0	28	1	8	96.8	3	10	3.3	7	0
2021	Bills	1	0	0	0	0.0	0	0.0	0	0	0	0	0	0.0	3	-2	-0.7	0	0
<b>TOTALS</b>		3	2	72	45	62.5	502	7.0	2	0	45	3	20	92.5	9	17	1.9	7	0

SINGLE-GAME HIGHS: QUARTERBACK

Pass Attempts	54 vs. New Orleans Saints, Oct 20, 2019	Passer Rating	154.6 vs. Tampa Bay Buccaneers, Sep 30, 2018
	53 at Green Bay Packers, Dec 15, 2019		148.6 vs. Detroit Lions, Nov 11, 2018
Pass Completions	34 vs. New Orleans Saints, Oct 20, 2019	Rush Attempts	10 vs. Dallas Cowboys, Dec 05, 2019
	33 vs. Green Bay Packers, Jan 03, 2021		10 vs. Minnesota Vikings, Nov 18, 2018
Yards Passing	355 vs. Detroit Lions, Nov 11, 2018	Rushing Yards	81 vs. New England Patriots, Oct 21, 2018
	354 vs. Tampa Bay Buccaneers, Sep 30, 2018		63 vs. Dallas Cowboys, Dec 05, 2019
TD Passes	6 vs. Tampa Bay Buccaneers, Sep 30, 2018	Rushing Average	6.3 vs. Dallas Cowboys, Dec 05, 2019
	3 vs. Houston Texans, Dec 13, 2020		6.3 vs. Cleveland Browns, Dec 24, 2017
	...8 more at 3.	Longest Runs	46 at New Orleans Saints, Oct 29, 2017
Long Passes	70t vs. New York Jets, Oct 28, 2018		45 at Atlanta Falcons, Sep 27, 2020
	70 vs. Carolina Panthers, Oct 22, 2017	Rushing TDs	1 at Carolina Panthers, Dec 18, 2022
Completion Percentage	86.2 at San Francisco 49ers, Dec 23, 2018		1 at Cleveland Browns, Sep 22, 2022
	80.6 at Washington Redskins, Sep 23, 2019		...9 more at 1.

SINGLE-GAME HIGHS - POSTSEASON: QUARTERBACK

Pass Attempts	43 vs. Philadelphia Eagles, Jan 06, 2019	Completion Percentage	65.5 at New Orleans Saints, Jan 10, 2021
	29 at New Orleans Saints, Jan 10, 2021		60.5 vs. Philadelphia Eagles, Jan 06, 2019
Pass Completions	26 vs. Philadelphia Eagles, Jan 06, 2019	Passer Rating	96.8 at New Orleans Saints, Jan 10, 2021
	19 at New Orleans Saints, Jan 10, 2021		89.6 vs. Philadelphia Eagles, Jan 06, 2019
Yards Passing	303 vs. Philadelphia Eagles, Jan 06, 2019	Rush Attempts	3 vs. New England Patriots, Jan 15, 2022
	199 at New Orleans Saints, Jan 10, 2021		3 at New Orleans Saints, Jan 10, 2021
TD Passes	1 at New Orleans Saints, Jan 10, 2021		3 vs. Philadelphia Eagles, Jan 06, 2019
	1 vs. Philadelphia Eagles, Jan 06, 2019	Rushing Yards	10 at New Orleans Saints, Jan 10, 2021
Long Passes	45 vs. Philadelphia Eagles, Jan 06, 2019		9 vs. Philadelphia Eagles, Jan 06, 2019
	34 vs. Philadelphia Eagles, Jan 06, 2019	Longest Runs	7 at New Orleans Saints, Jan 10, 2021
	31 vs. Philadelphia Eagles, Jan 06, 2019		6 vs. Philadelphia Eagles, Jan 06, 2019
	28 at New Orleans Saints, Jan 10, 2021		4 vs. Philadelphia Eagles, Jan 06, 2019
	27 vs. Philadelphia Eagles, Jan 06, 2019		2 at New Orleans Saints, Jan 10, 2021
			1 at New Orleans Saints, Jan 10, 2021

300-YARD PASSING GAMES (7): REGULAR SEASON

DATE	TEAM	NO.	YDS.	AVG.	LG	TD
12/16/17	at Lions	31	314	10.1	22	1
09/30/18	BUCCANEERS	19	354	18.6	47	6
10/14/18	at Dolphins	22	316	14.4	54	3
10/21/18	PATRIOTS	26	333	12.8	54	2
11/11/18	LIONS	23	355	15.4	55	3
11/28/19	at Lions	29	338	11.7	35	3
12/15/19	at Packers	29	334	11.5	34	1

300-YARD PASSING GAMES (1): POSTSEASON

DATE	TEAM	NO.	YDS.	AVG.	LG	TD
01/06/19	EAGLES	26	303	11.7	45	1

2022 GAME-BY-GAME REGULAR-SEASON STATISTICS (STEELERS)

DATE	OPPONENT	P/S	PASSING													RUSHING				W/L	SCORE
			ATT	CMP	YDS	PCT	Y/A	Y/C	TD	INT	LG	SK/YD	RATE	ATT	YDS	LG	TD				
09/11	at Bengals	S	38	21	194	55.3	5.1	9.2	1	0	32	1/2	78.2	3	9	6	0	W	23-20+		
09/18	Patriots	S	33	21	168	63.6	5.1	8.0	1	1	23	3/16	73.8	1	7	7	0	L	14-17		
09/22	at Browns	S	32	20	207	62.5	6.5	10.4	0	0	36	1/3	81.1	2	7	6	1	L	17-29		
10/02	Jets	S	13	7	84	53.8	6.5	12.0	0	1	26	3/26	41.8	1	1	1	0	L	20-24		
10/09	at Bills																	L	3-38		
10/16	Buccaneers	P	12	9	144	75.0	12.0	16.0	1	0	45	1/6	142.4	6	5	9	0	W	20-18		
10/23	at Dolphins																	L	10-16		
10/30	at Eagles																	L	13-35		
11/13	Saints																	W	20-10		
11/20	Bengals																	L	30-37		
11/28	at Colts																	W	24-17		
12/04	at Falcons																	W	19-16		
12/11	Ravens	P	30	22	276	73.3	9.2	12.5	1	3	42	1/5	73.1	0	0	0	0	L	14-16		
12/18	at Panthers	S	22	17	179	77.3	8.1	10.5	0	0	38	1/10	100.4	6	9	4	1	W	24-16		
12/24	Raiders																	W	13-10		
01/01	at Ravens																	W	16-13		
01/08	Browns																	W	28-14		

<b>2022 TOTALS</b>	7-5	180	117	1,252	65.0	7.0	10.7	4	5	45	11/68	81.1	19	38	9	2	9-8
--------------------	-----	-----	-----	-------	------	-----	------	---	---	----	-------	------	----	----	---	---	-----

+ - Overtime

2021 GAME-BY-GAME REGULAR-SEASON STATISTICS (BILLS)

DATE	OPPONENT	P/S	PASSING													RUSHING				W/L	SCORE
			ATT	CMP	YDS	PCT	Y/A	Y/C	TD	INT	LG	SK/YD	RATE	ATT	YDS	LG	TD				
09/12	Steelers		DID NOT PLAY (NON-INJURY)																		16-23
09/19	at Dolphins	P	0	0	0	0.0	0.0	0.0	0	0	0	0/0	0.0	2	-2	-1	0	W	35-0		
09/26	Football Team	P	1	1	1	100.0	1.0	1.0	0	0	1	0/0	79.2	4	19	22	0	W	43-21		
10/03	Texans	P	1	1	8	100.0	8.0	8.0	0	0	8	0/0	100.0	4	10	8	1	W	40-0		
10/10	at Chiefs		DID NOT PLAY (NON-INJURY)																		38-20
10/18	at Titans		DID NOT PLAY (NON-INJURY)																		31-34
10/31	Dolphins		DID NOT PLAY (NON-INJURY)																		26-11
11/07	at Jaguars		DID NOT PLAY																		6-9
11/14	at Jets		DID NOT PLAY																		45-17
11/21	Colts	P	5	3	19	60.0	3.8	6.3	0	1	8	0/0	28.3	0	0	0	0	L	15-41		
11/25	at Saints	P	0	0	0	0.0	0.0	0.0	0	0	0	0/0	0.0	0	0	0	0	W	31-6		
12/06	Patriots		DID NOT PLAY (NON-INJURY)																		10-14
12/12	at Buccaneers		DID NOT PLAY (NON-INJURY)																		27-30+
12/19	Panthers		DID NOT PLAY (NON-INJURY)																		31-14
12/26	at Patriots		DID NOT PLAY (NON-INJURY)																		33-21
01/02	Falcons		DID NOT PLAY (NON-INJURY)																		29-15
01/09	Jets	P	1	1	15	100.0	15.0	15.0	0	0	15	0/0	118.8	3	-3	-1	0	W	27-10		
2021 TOTALS		6-0	8	6	43	75.0	5.4	7.2	0	1	15	0/0	47.4	13	24	22	1	11-6			

+ - Overtime

2020 GAME-BY-GAME REGULAR-SEASON STATISTICS (BEARS)

DATE	OPPONENT	P/S	PASSING													RUSHING				W/L	SCORE
			ATT	CMP	YDS	PCT	Y/A	Y/C	TD	INT	LG	SK/YD	RATE	ATT	YDS	LG	TD				
09/13	at Lions	S	36	20	242	55.6	6.7	12.1	3	0	271	1/28	104.2	3	26	20	0	W	27-23		
09/20	Giants	S	28	18	190	64.3	6.8	10.6	2	2	281	4/21	78.0	4	16	12	0	W	17-13		
09/27	at Falcons	S	22	13	128	59.1	5.8	9.8	1	1	19	2/9	71.8	1	45	45	0	W	30-26		
10/04	Colts		DID NOT PLAY (NON-INJURY)																		11-19
10/08	Buccaneers		DID NOT PLAY (NON-INJURY)																		20-19
10/18	at Panthers		DID NOT PLAY (NON-INJURY)																		23-16
10/26	at Rams		DID NOT PLAY (NON-INJURY)																		10-24
11/01	Saints	P	0	0	0	0.0	0.0	0.0	0	0	0	0/0	0.0	1	3	3	0	L	23-26+		
11/08	at Titans		ON INACTIVE LIST																		17-24
11/16	Vikings		ON INACTIVE LIST																		13-19
11/29	at Packers	S	46	26	242	56.5	5.3	9.3	3	2	20	3/13	74.7	3	10	11	0	L	25-41		
12/06	Lions	S	34	26	267	76.5	7.9	10.3	1	0	21	2/18	108.3	3	6	3	0	L	30-34		
12/13	Texans	S	33	24	267	72.7	8.1	11.1	3	0	35	3/26	126.7	4	23	9	0	W	36-7		
12/20	at Vikings	S	21	15	202	71.4	9.6	13.5	1	1	35	1/4	97.7	8	34	8	0	W	33-27		
12/27	at Jaguars	S	35	24	265	68.6	7.6	11.0	2	1	30	1/2	97.9	2	10	6t	1	W	41-17		
01/03	Packers	S	42	33	252	78.6	6.0	7.6	0	1	53	1/4	81.7	4	22	13	0	L	16-35		
2020 TOTALS		10-9	297	199	2,055	67.0	6.9	10.3	16	8	53	18/125	93.5	33	195	45	1	8-8			

+ - Overtime

2019 GAME-BY-GAME REGULAR-SEASON STATISTICS (BEARS)

DATE	OPPONENT	P/S	PASSING													RUSHING				W/L	SCORE
			ATT	CMP	YDS	PCT	Y/A	Y/C	TD	INT	LG	SK/YD	RATE	ATT	YDS	LG	TD				
09/05	Packers	S	45	26	228	57.8	5.1	8.8	0	1	27	5/20	62.1	3	11	7	0	L	3-10		
09/15	at Broncos	S	27	16	120	59.3	4.4	7.5	0	0	25	0/0	70.0	1	8	8	0	W	16-14		
09/23	at Redskins	S	31	25	231	80.6	7.5	9.2	3	1	36t	3/23	116.5	1	2	2	0	W	31-15		
09/29	Vikings	S	3	2	9	66.7	3.0	4.5	0	0	6	0/0	70.1	0	0	0	0	W	16-6		
10/06	at Raiders		INACTIVE																		21-24
10/20	Saints	S	54	34	251	63.0	4.6	7.4	2	0	28	2/16	86.3	0	0	0	0	L	25-36		
10/27	Chargers	S	35	23	253	65.7	7.2	11.0	0	0	35	4/27	75.1	4	10	11	0	L	16-17		
11/03	at Eagles	S	21	10	125	47.6	6.0	12.5	0	0	53	3/23	66.6	2	15	8	0	L	14-22		
11/10	Lions	S	23	16	173	69.6	7.5	10.8	3	0	33	5/28	131.0	3	8	3	0	W	20-13		
11/17	at Rams	S	43	24	190	55.8	4.4	7.9	1	1	19	1/2	65.1	1	4	4	0	L	7-17		
11/24	Giants	S	41	25	278	61.0	6.8	11.1	1	2	49	2/8	69.0	7	18	12	1	W	19-14		
11/28	at Lions	S	38	29	338	76.3	8.9	11.7	3	1	35	1/7	118.1	4	4	2	0	W	24-20		
12/05	Cowboys	S	31	23	244	74.2	7.9	10.6	3	1	33	2/13	115.5	10	63	23t	1	W	31-24		
12/15	at Packers	S	53	29	334	54.7	6.3	11.5	1	2	34	3/15	64.5	4	29	9	0	L	13-21		
12/22	Chiefs	S	34	18	157	52.9	4.6	8.7	0	0	20	3/24	65.4	6	20	8	0	L	3-26		
12/29	at Vikings	S	37	26	207	70.3	5.6	8.0	0	0	32	4/28	84.0	2	1	1	0	W	21-19		
2019 TOTALS		15-15	516	326	3,138	63.2	6.1	9.6	17	10	53	38/234	83.0	48	193	23T	2	8-8			

2018 GAME-BY-GAME REGULAR-SEASON STATISTICS (BEARS)

DATE	OPPONENT	P/S	PASSING													RUSHING				W/L	SCORE
			ATT	CMP	YDS	PCT	Y/A	Y/C	TD	INT	LG	SK/YD	RATE	ATT	YDS	LG	TD				
09/09	at Packers	S	35	23	171	65.7	4.9	7.4	0	0	33	4/16	77.2	7	32	9	1	L	23-24		
09/17	Seahawks	S	34	25	200	73.5	5.9	8.0	2	2	18	2/15	83.0	5	24	17	0	W	24-17		
09/23	at Cardinals	S	35	24	220	68.6	6.3	9.2	0	1	39	3/26	73.5	2	8	7	0	W	16-14		
09/30	Buccaneers	S	26	19	354	73.1	13.6	18.6	6	0	47	1/10	154.6	3	53	26	0	W	48-10		
10/14	at Dolphins	S	31	22	316	71.0	10.2	14.4	3	1	54	2/13	122.5	8	47	28	0	L	28-31+		
10/21	Patriots	S	50	26	333	52.0	6.7	12.8	2	2	54	2/14	69.8	6	81	39	1	L	31-38		
10/28	Jets	S	29	16	220	55.2	7.6	13.8	2	0	70t	2/4	102.7	6	51	13	0	W	24-10		
11/04	at Bills	S	20	12	135	60.0	6.8	11.3	1	1	26	1/9	76.0	1	6	6	0	W	41-9		
11/11	Lions	S	30	23	355	76.7	11.8	15.4	3	0	55	1/7	148.6	3	18	8	1	W	34-22		
11/18	Vikings	S	31	20	165	64.5	5.3	8.3	1	2	18t	1/5	61.9	10	43	13	0	W	25-20		
11/22	at Lions		INACTIVE																		23-16
12/02	at Giants		INACTIVE																		27-30+
12/09	Rams	S	30	16	110	53.3	3.7	6.9	1	3	17	1/10	33.3	6	23	13	0	W	15-6		
12/16	Packers	S	28	20	235	71.4	8.4	11.8	2	0	30	1/3	120.4	3	16	14	0	W	24-17		
12/23	at 49ers	S	29	25	246	86.2	8.5	9.8	1	0	43	3/11	113.5	5	3	3	0	W	14-9		
12/30	at Vikings	S	26	18	163	69.2	6.3	9.1	0	0	40	0/0	85.9	3	16	12	0	W	24-10		
2018 TOTALS		14-14	434	289	3,223	66.6	7.4	11.2	24	12	70T	24/143	95.4	68	421	39	3	12-4			

+ - Overtime

2017 GAME-BY-GAME REGULAR-SEASON STATISTICS (BEARS)

DATE	OPPONENT	P/S	PASSING											RUSHING				W/L	SCORE
			ATT	CMP	YDS	PCT	Y/A	Y/C	TD	INT	LG	SK/YD	RATE	ATT	YDS	LG	TD		
09/10	Falcons		DID NOT PLAY (NON-INJURY)															L	17-23
09/17	at Buccaneers		DID NOT PLAY (NON-INJURY)															L	7-29
09/24	Steelers		DID NOT PLAY (NON-INJURY)															W	23-17+
09/28	at Packers		DID NOT PLAY (NON-INJURY)															L	14-35
10/09	Vikings	S	25	12	128	48.0	5.1	10.7	1	1	20t	1/7	60.1	3	22	13	0	L	17-20
10/15	at Ravens	S	16	8	113	50.0	7.1	14.1	1	0	27t	4/23	94.0	4	32	19	0	W	27-24+
10/22	Panthers	S	7	4	107	57.1	15.3	26.8	0	0	70	4/22	101.8	5	3	7	0	W	17-3
10/29	at Saints	S	32	14	164	43.8	5.1	11.7	0	1	45	2/14	46.9	3	53	46	0	L	12-20
11/12	Packers	S	35	21	297	60.0	8.5	14.1	1	0	46t	5/29	97.0	0	0	0	0	L	16-23
11/19	Lions	S	30	18	179	60.0	6.0	9.9	1	0	22	1/3	88.1	6	53	19	0	L	24-27
11/26	at Eagles	S	33	17	147	51.5	4.5	8.6	0	2	19	2/13	38.3	4	12	11	0	L	3-31
12/03	49ers	S	15	12	102	80.0	6.8	8.5	1	0	21	2/17	117.2	4	19	9	0	L	14-15
12/10	at Bengals	S	32	25	271	78.1	8.5	10.8	1	0	36	2/21	112.4	2	5	4t	1	W	33-7
12/16	at Lions	S	46	31	314	67.4	6.8	10.1	1	3	22	2/8	66.8	2	3	5	0	L	10-20
12/24	Browns	S	23	14	193	60.9	8.4	13.8	0	0	40	5/32	87.8	7	44	14	1	W	20-3
12/31	at Vikings	S	36	20	178	55.6	4.9	8.9	0	0	30	1/7	69.0	1	2	2	0	L	10-23
<b>2017 TOTALS</b>		<b>12-12</b>	<b>330</b>	<b>196</b>	<b>2,193</b>	<b>59.4</b>	<b>6.6</b>	<b>11.2</b>	<b>7</b>	<b>7</b>	<b>70</b>	<b>31/196</b>	<b>77.5</b>	<b>41</b>	<b>248</b>	<b>46</b>	<b>2</b>	<b>5-11</b>	

+- Overtime

**29**

**CORNERBACK**

**LEVI WALLACE**  
Let's give him the goods

**HEIGHT:** 6-0  
**WEIGHT:** 179  
**BORN:** June 12, 1995  
**COLLEGE:** Alabama

**BIRTHPLACE:** Tucson, AZ  
**HOW ACQUIRED:** FA '22  
**NFL EXPERIENCE:** 6th year

**PRO CAREER**

- ✦ Has played in 67 games (61 starts) over his four-year NFL career (Buffalo 2018-21; Pittsburgh 2022)
- ✦ Has registered 267 tackles (204 solo), 43 passes defended, seven tackles for loss, 10 interception hits, 10 interceptions and one fumble recovery
- ✦ His 61 starts as an undrafted free agent rank ninth among cornerbacks and 22nd among defensive backs in the League since 2011
- ✦ Tied for second in games started by an undrafted free agent over a five year span since 2011 (CB Brandon Browner, 61, 2011-15; DT Poona Ford, 64, 2018-22)
- ✦ Tied for 14th in games started by undrafted free agents over the first five years of their career since 2011
- ✦ Made NFL debut in Week 1 of 2018 (at N.Y. Jets)
- ✦ Made NFL starting debut in Week 1 of 2018 (at N.Y. Jets)

**2022 (STEELERS)**

- ✦ Played in 15 regular-season games (nine starts)
- ✦ Registered 48 tackles (33 solo) and 13 passes defended (second-most on the team)
- ✦ Caught a career-best four interceptions to rank second on the team, tied-11th overall in the NFL and tied-fifth in the NFL among cornerbacks
- ✦ Recorded his first interception of the season against his former team when he picked off QB Josh Allen in Week 5 at Buffalo
- ✦ Caught interceptions in back-to-back games for the first time with one a piece in Week 10 vs. New Orleans and Week 12 vs. Cincinnati
- ✦ Tied his career-high three passes defended in a single game in Week 10 vs. New Orleans
- ✦ Picked off QB Deshaun Watson in the second quarter in Week 18 vs. Cleveland

**2021 (BILLS)**

- ✦ Played in and started all 17 regular-season games
- ✦ Led Buffalo with 10 passes defended and ranked third on the Bills with two interceptions
- ✦ Registered a career-best three takeaways (added a fumble recovery)
- ✦ Recorded 58 tackles (47 solo) and one TFL
- ✦ Registered his first career postseason interception (vs. New England, Jan. 15, 2022)

**2020 (BILLS)**

- ✦ Played in and started 12 regular-season games
- ✦ Recorded 48 tackles (34 solo), one TFL, one quarterback hit, two interceptions and eight passes defended
- ✦ Posted first career sack (Lamar Jackson) in playoff game vs. Baltimore (Jan. 16, 2021)
- ✦ Sealed victory at Pittsburgh (Dec. 13, 2020) with a fourth quarter interception
- ✦ Registered a career-high 10 tackles at San Francisco (Dec. 7)
- ✦ Collected a career-best three passes defended vs. Pittsburgh (Dec. 13)

**2019 (BILLS)**

- ✦ Played in and started all 16 regular-season games
- ✦ Recorded a career-best 76 tackles (66 solo), a career-high four TFL, two interceptions and nine passes defended
- ✦ Registered his first career interception in the final seconds of a 17-10 victory at Pittsburgh (Dec. 15, 2019)
- ✦ Picked off QB Sam Darnold in Week 17 vs. New York Jets for his second interception of the season

**2018 (BILLS)**

- ✦ Played in and started seven regular-season games after spending the first few weeks of the season on the practice squad
- ✦ Recorded 37 tackles (24 solo), one tackle for loss, one quarterback hit and three passes defended

**TRANSACTIONS**

- ✦ Signed a two-year contract with Pittsburgh on Mar. 15, 2022
- ✦ Signed a one-year contract with Buffalo on Mar. 17, 2021
- ✦ Signed a one-year contract with the Bills on Mar. 10, 2020
- ✦ Promoted to the Buffalo active roster on Nov. 6, 2018
- ✦ Signed to the Bills practice squad on Sept. 3, 2018
- ✦ Waived by Buffalo on Sept. 1, 2018
- ✦ Signed with the Bills as an undrafted free agent on May 1, 2018

**COLLEGE**

- ✦ A former walk-on at Alabama, Wallace not only earned a scholarship with the Crimson Tide but also a starting role on their National Championship squad in 2017 (alongside current Steelers' safety Minkah Fitzpatrick)
- ✦ Played in 25 games for Alabama and registered 59 tackles, 38 solo, 4.5 TFL, 2.0 sacks, three interceptions and 20 passes defended
- ✦ Registered 48 tackles, including 4.5 tackles for loss (-22 yards) and two sacks (-18 yards) as a senior in 2017
- ✦ Paced the Tide in pass breakups with 15 and led the SEC in passes defended with 18 in 2017
- ✦ Finished 21st nationally in passes defended and was selected as a semifinalist for the Jim Thorpe Award, joining teammate Minkah Fitzpatrick on the list
- ✦ Tied for second on the team in interceptions with three, one of which he returned for a touchdown, in 2017
- ✦ Tabbed a Second Team All-SEC honoree by the Associated Press in 2017

PERSONAL

- ✦ Attended Tucson High School (Tucson, Ariz.)
- ✦ Son of Wendy and the late Walter Wallace, he has a younger brother, Lawrence
- ✦ In 2020 offseason, teamed up with the American Cancer Society to raise money and aware during a live stream event of him playing Fortnite with former Bills and Alabama teammates
- ✦ Lost an aunt to breast cancer and grandfather to prostate cancer
- ✦ Earned his degree in business with a sales certification

COMMUNITY

- ✦ Hosted a youth football camp and combine during the 2023 offseason
- ✦ Donated daycare supplies to a local Pittsburgh daycare during the 2023 offseason
- ✦ Visited the daycare to assemble the donations and spend time with the children
- ✦ Hosts a golf tournament to raise funds for his foundation
- ✦ Volunteered at Buffalo City Mission, a shelter that provides shelter, hot meals, counseling and recuperative care to the homeless by serving meals.
- ✦ Reads to children at daycares and centers
- ✦ Levi Wallace Foundation: Helping to bridge the gap in marginalized communities by providing the youth with impactful opportunities, resources, and programs that will not only maximize their potential, but directly highlight their growth

REGULAR SEASON COMPARISON: DEFENSIVE - SAN FRANCISCO 49ERS

DATE	OPP	W/L	GP/GS	TACKLES				SACK	YDS.	INT	TFL	PD	QBH	TD	MISC	
				TOT	SOLO	ASST	FF								FR	
12/7/20	BUF @ SF		S	10	7		3	0.0	0.0	0	0	0	1	0	0	0
<b>TOTALS</b>		1/0	1/1	10	7		3	0.0	0.0	0	0	0	1	0	0	0

LEVI WALLACE'S NFL REGULAR SEASON DEFENSIVE STATISTICS

DATE	TEAM	GP	GS	TACKLES				YDS	QBH	INTERCEPTIONS				O. FUMB			ST			MISC						
				TK	S	A	TFL			NO	YDS	LG	TD	PD	FF	FR	TD	YDS	TK	S	A	FF	FR	S	A	
2018	Bills	7	7	37	24	13	1	1	0.0	0.0	1	0	0	0	3	0	0	0	0	0	0	0	0	0	0	
2019	Bills	16	16	76	66	10	4	4	0.0	0.0	0	2	2	0	9	0	0	0	0	0	0	0	0	0	0	
2020	Bills	12	12	48	34	14	1	2	0.0	0.0	1	2	0	0	8	0	0	0	0	0	0	0	0	0	0	
2021	Bills	17	17	58	47	11	1	4	0.0	0.0	0	2	29	15	0	10	0	1	0	0	0	0	0	0	0	
2022	Steelers	15	9	48	33	15	0	0	0.0	0.0	0	4	6	3	0	13	0	0	0	0	0	0	0	0	0	
<b>NFL TOTALS</b>		67	61	267	204	63	7	11	0.0	0.0	2	10	37	15	0	43	0	1	0	0	0	0	0	0	0	0

LEVI WALLACE'S NFL POSTSEASON DEFENSIVE STATISTICS

DATE	TEAM	GP	GS	TACKLES				YDS	QBH	INTERCEPTIONS				O. FUMB			ST			MISC						
				TK	S	A	TFL			NO	YDS	LG	TD	PD	FF	FR	TD	YDS	TK	S	A	FF	FR	S	A	
2019	Bills	0	0	0	0	0	0	0	0.0	0.0	0	0	0	0	0	0	0	0	0	0	0	0	0	0	0	
2020	Bills	3	3	12	8	4	2	11	1.0	11.0	1	0	0	0	0	1	0	0	0	0	0	0	0	0	0	
2021	Bills	2	2	11	8	3	1	2	0.0	0.0	0	1	0	0	1	0	0	0	0	0	0	0	0	0	0	
<b>NFL TOTALS</b>		5	5	23	16	7	3	13	1.0	11.0	1	1	0	0	1	1	0	0	0	0	0	0	0	0	0	0

SINGLE-GAME HIGHS: DEFENSIVE

Total Tackles	10 at San Francisco 49ers, Dec 07, 2020	Tackles For Loss	1 at Jacksonville Jaguars, Nov 07, 2021
	10 at Miami Dolphins, Sep 20, 2020		1 vs. New York Jets, Sep 13, 2020
Solo Tackles	8 at New York Giants, Sep 15, 2019		...5 more at 1.
	7 at San Francisco 49ers, Dec 07, 2020	Interceptions	1 vs. Cleveland Browns, Jan 08, 2023
	...3 more at 7.		1 vs. Cincinnati Bengals, Nov 20, 2022
Passes Defensed	3 vs. New Orleans Saints, Nov 13, 2022		...8 more at 1.
	3 vs. Pittsburgh Steelers, Dec 13, 2020	Interception Return Yards	15 at New York Jets, Nov 14, 2021
Fumble Recoveries	1 at Jacksonville Jaguars, Nov 07, 2021		14 at Miami Dolphins, Sep 19, 2021

SINGLE-GAME HIGHS - POSTSEASON: DEFENSIVE

Total Tackles	6 at Kansas City Chiefs, Jan 23, 2022	Forced Fumbles	1 vs. Indianapolis Colts, Jan 09, 2021
	6 vs. Baltimore Ravens, Jan 16, 2021	Tackles For Loss	1 at Kansas City Chiefs, Jan 23, 2022
	5 vs. New England Patriots, Jan 15, 2022		1 vs. Baltimore Ravens, Jan 16, 2021
	3 at Kansas City Chiefs, Jan 24, 2021	Interceptions	1 vs. Indianapolis Colts, Jan 09, 2021
	3 vs. Indianapolis Colts, Jan 09, 2021		1 vs. New England Patriots, Jan 15, 2022
Solo Tackles	4 at Kansas City Chiefs, Jan 23, 2022		
	4 vs. New England Patriots, Jan 15, 2022		
	3 vs. Baltimore Ravens, Jan 16, 2021		
	3 vs. Indianapolis Colts, Jan 09, 2021		
Sacks	2 at Kansas City Chiefs, Jan 24, 2021		
	1.0 vs. Baltimore Ravens, Jan 16, 2021		
Passes Defensed	1 vs. New England Patriots, Jan 15, 2022		





2018 GAME-BY-GAME REGULAR-SEASON STATISTICS (BILLS)

DATE	OPPONENT	P/S	TACKLES							INTERCEPTIONS				O. FUMB			ST			MISC		W/L	SCORE				
			TK	S	A	SK	YDS	TFL	YDS	QBH	NO	YDS	LG	TD	PD	FF	FR	TD	YDS	TK	S			A	FF	FR	S
09/09	at Ravens																									L	3-47
09/16	Chargers																									L	20-31
09/23	at Vikings																									W	27-6
09/30	at Packers																									L	0-22
10/07	Titans																									W	13-12
10/14	at Texans																									L	13-20
10/21	at Colts																									L	5-37
10/29	Patriots																									L	6-25
11/04	Bears																									L	9-41
11/11	at Jets	S	1	0	1	0.0	0.0	0	0	0	0	0	0	0	0	0	0	0	0	0	0	0	0	0	0	W	41-10
11/25	Jaguars	S	5	4	1	0.0	0.0	0	0	0	0	0	0	0	0	0	0	0	0	0	0	0	0	0	0	W	24-21
12/02	at Dolphins	S	4	2	2	0.0	0.0	0	0	0	0	0	0	0	0	0	0	0	0	0	0	0	0	0	0	L	17-21
12/09	Jets	S	6	5	1	0.0	0.0	0	0	0	0	0	0	0	0	0	0	0	0	0	0	0	0	0	0	L	23-27
12/16	Lions	S	6	3	3	0.0	0.0	1	1	0	0	0	0	0	0	0	0	0	0	0	0	0	0	0	0	W	14-13
12/23	at Patriots	S	8	4	4	0.0	0.0	0	0	0	0	0	0	0	0	0	0	0	0	0	0	0	0	0	0	L	12-24
12/30	Dolphins	S	7	6	1	0.0	0.0	0	0	1	0	0	0	0	0	0	0	0	0	0	0	0	0	0	0	W	42-17
<b>2018 TOTALS</b>		<b>7-7</b>	<b>37</b>	<b>24</b>	<b>13</b>	<b>0.0</b>	<b>0.0</b>	<b>1</b>	<b>1</b>	<b>1</b>	<b>0</b>	<b>0</b>	<b>0</b>	<b>0</b>	<b>3</b>	<b>0</b>	<b>0</b>	<b>0</b>	<b>0</b>	<b>0</b>	<b>0</b>	<b>0</b>	<b>0</b>	<b>0</b>	<b>0</b>	<b>0</b>	<b>6-10</b>



30

RUNNING BACK

JAYLEN WARREN

**HEIGHT:** 5-8  
**WEIGHT:** 215  
**BORN:** November 1, 1998  
**COLLEGE:** Oklahoma State

**BIRTHPLACE:** Cottonwoods Heights, UT  
**HOW ACQUIRED:** UDFA '22  
**NFL EXPERIENCE:** 2nd year

PRO CAREER

- ✦ Has played in 16 games (no starts)
- ✦ Made NFL debut in Week 1 of 2022 (at Cincinnati)

2022 (STEELERS)

- ✦ Played in 16 regular-season games
- ✦ Rushed 77 times for 379 yards and one touchdown
- ✦ Added on 28 receptions for 214 yards
- ✦ Ranked sixth in rushing yards by an undrafted free agent running back in 2022
- ✦ Broke off runs of 10-plus yards 11 times, including three in Week 8 at Philadelphia
- ✦ Caught a pass for 26 yards, his longest reception and the longest by a Steelers running back of the season, in Week 10 vs. New Orleans
- ✦ Was inactive Week 12 at Indianapolis due to injury
- ✦ Punched in his first career touchdown in Week 15 at Carolina on a two-yard run
- ✦ Had a season-long 31-yard run in Week 17 at Baltimore to contribute to his total of 98 all-purpose yards

TRANSACTIONS

- ✦ Signed as an undrafted free agent with Pittsburgh on May 2, 2022

COLLEGE

- ✦ A JUCO product (Snow College, 2018) who played two years at Utah State (2019-20) before transferring to Oklahoma State for his final collegiate season (2021)
- ✦ Rushed for 2,126 yards and 19TDs on 407 carries (5.0 yards/rush) in 29 career college games
- ✦ Named the 2021 Big 12 Offensive Newcomer of the Year by the league's head coaches
- ✦ Voted as a captain by his teammates at the end of his lone season in Stillwater
- ✦ One of seven finalists for the 2021 Polynesian College Football Player of the Year Award
- ✦ Finished 2021 ranked in top 25 among all FBS players with 1,216 rushing yards and 11 carries of at least 20 yards
- ✦ Ranked 28th in the FBS with 1,441 yards from scrimmage in 2021
- ✦ His '21 season rushing total tied for 19th-most in a single season in school history
- ✦ Started the final 12 games of the year and played in all 14, although he was available for just the first two snaps with no carries due to an injury in the Big 12 Championship game
- ✦ Scored 11 rushing TDs on the year
- ✦ Finished with five 100-yard rushing performances, including 218 vs. Boise State, 193 vs. Texas, 125 vs. Baylor, 123 vs. Kansas State and 113 vs. TCU
- ✦ Had OSU's longest rush (75-yard TD run at Boise State) and reception (52-yard catch vs. K.State) of the year
- ✦ Had two of the top six single-game rushing yardage totals in the Big 12, including No. 2 (218 at Boise State) and No. 6 (193 at Texas)
- ✦ Received five Big 12 weekly honors, which marked two more than any other player in the conference

PERSONAL

- ✦ Derrell Jaylen Warren was born Nov. 1, 1998, in Clinton, North Carolina
- ✦ Son of Derrick and Salaneta Warren
- ✦ Graduated with a degree in sociology
- ✦ Named the 2016 Deseret News' Mr. Football and the Salt Lake Tribune Player of the Year after leading East to an undefeated 14-0 season and second consecutive Class 4A state championship
- ✦ Helped the Leopards lead the nation in rushing with 6,797 yards (485.5 ypg)
- ✦ Totaled 3,099 yards rushing during his senior season to shatter the 37-year-old single-season state rushing record, while becoming the first player in the history of Utah high school football to ever reach the 3,000-yard mark
- ✦ Tied a single-season state record with 38 rushing touchdowns as a senior in 2016

JAYLEN WARREN'S NFL REGULAR SEASON RUSHING/RECEIVING STATISTICS

DATE	TEAM	RUSHING							RECEIVING				
		GP	GS	NO.	YDS.	AVG.	LG	TD	NO.	YDS.	AVG.	LG	TD
2022	Steelers	16	0	77	379	4.9	31	1	28	214	7.6	26	0
NFL TOTALS		16	0	77	379	4.9	31	1	28	214	7.6	26	0

JAYLEN WARREN'S NFL REGULAR SEASON RETURN STATISTICS

DATE	TEAM	KICKOFF RETURNS					PUNT RETURNS					
		RET.	YDS.	AVG.	LG	TD	NO.	FC	YDS.	AVG.	LG	TD
2022	Steelers	0	0	0.0	0	0	0	0	0	0.0	0	0
NFL TOTALS		0	0	0.0	0	0	0	0	0	0.0	0	0

SINGLE-GAME HIGHS: RUSHING/RECEIVING

Rush Attempts	12 at Baltimore Ravens, Jan 01, 2023 11 at Carolina Panthers, Dec 18, 2022	Receiving Yards	40 vs. New Orleans Saints, Nov 13, 2022 39 at Buffalo Bills, Oct 09, 2022
Rushing Yards	76 at Baltimore Ravens, Jan 01, 2023 50 at Philadelphia Eagles, Oct 30, 2022	Receiving Average	13.3 vs. New Orleans Saints, Nov 13, 2022 9.8 at Buffalo Bills, Oct 09, 2022
Rushing Average	6.3 at Baltimore Ravens, Jan 01, 2023 4.1 vs. New Orleans Saints, Nov 13, 2022	Longest Receptions	26 vs. New Orleans Saints, Nov 13, 2022 15 at Philadelphia Eagles, Oct 30, 2022
Longest Runs	31 at Baltimore Ravens, Jan 01, 2023 22 vs. Cleveland Browns, Jan 08, 2023	All-Purpose Yards	98 at Baltimore Ravens, Jan 01, 2023 77 vs. New Orleans Saints, Nov 13, 2022
Rushing TDs	1 at Carolina Panthers, Dec 18, 2022	Special Teams Tackles	1 vs. Cleveland Browns, Jan 08, 2023 1 vs. Tampa Bay Buccaneers, Oct 16, 2022
Receptions	4 at Buffalo Bills, Oct 09, 2022 3 vs. Cleveland Browns, Jan 08, 2023 ...3 more at 3.	Most TDs	...1 more at 1. 1 at Carolina Panthers, Dec 18, 2022

2022 GAME-BY-GAME REGULAR-SEASON STATISTICS (STEELERS)

DATE	OPPONENT	P/S	RUSHING					RECEIVING					W/L	SCORE	
			NO.	YDS.	AVG.	LG	TD	NO.	YDS.	AVG.	LG	TD			
09/11	at Bengals	P	3	7	2.3	3	0	0	0	0.0	0	0	0	W	23-20+
09/18	Patriots	P	4	15	3.8	6	0	1	0	0.0	0	0	0	L	14-17
09/22	at Browns	P	4	30	7.5	10	0	1	3	3.0	3	0	L	17-29	
10/02	Jets	P	3	18	6.0	14	0	1	4	4.0	4	0	L	20-24	
10/09	at Bills	P	5	24	4.8	12	0	4	39	9.8	13	0	L	3-38	
10/16	Buccaneers	P	2	2	1.0	1	0	0	0	0.0	0	0	W	20-18	
10/23	at Dolphins	P	2	7	3.5	4	0	2	17	8.5	10	0	L	10-16	
10/30	at Eagles	P	6	50	8.3	19	0	3	25	8.3	15	0	L	13-35	
11/13	Saints	P	9	37	4.1	21	0	3	40	13.3	26	0	W	20-10	
11/20	Bengals	P	0	0	0.0	0	0	1	9	9.0	9	0	L	30-37	
11/28	at Colts							ON INACTIVE LIST					W	24-17	
12/04	at Falcons	P	1	5	5.0	5	0	2	14	7.0	7	0	W	19-16	
12/11	Ravens	P	3	11	3.7	8	0	2	16	8.0	14	0	L	14-16	
12/18	at Panthers	P	11	38	3.5	9	1	1	11	11.0	11	0	W	24-16	
12/24	Raiders	P	6	23	3.8	13	0	1	7	7.0	7	0	W	13-10	
01/01	at Ravens	P	12	76	6.3	31	0	3	22	7.3	10	0	W	16-13	
01/08	Browns	P	6	36	6.0	22	0	3	7	2.3	3	0	W	28-14	
<b>2022 TOTALS</b>		16-0	<b>77</b>	<b>379</b>	<b>4.9</b>	<b>31</b>	<b>1</b>	<b>28</b>	<b>214</b>	<b>7.6</b>	<b>26</b>	<b>0</b>	<b>9-8</b>		

+ - Overtime



80

TIGHT END

**DARNELL WASHINGTON**

**HEIGHT:** 6-7  
**WEIGHT:** 264  
**BORN:** August 17, 2001  
**COLLEGE:** Georgia

**BIRTHPLACE:** Las Vegas, NV  
**HOW ACQUIRED:** 03/23  
**NFL EXPERIENCE:** R

**PRO CAREER**

- ✦ Has yet to make NFL debut

**TRANSACTIONS**


- ✦ Signed four-year contract with Pittsburgh on May 13, 2023
- ✦ Drafted by the Steelers in the third round (93rd overall) of the 2023 NFL Draft

**COLLEGE**

- ✦ Appeared in 36 games (27 starts) at Georgia (2020-22)
- ✦ Caught 45 passes for 774 yards and three TDs (17.2 yards per reception)
- ✦ 2022 All-SEC second team
- ✦ Started 14 of 15 games at tight end in 2022
- ✦ Caught 28 passes for 454 yards and two TDs
- ✦ Had two catches for 33 yards in season-opening win over Oregon
- ✦ Named a team co-captain for the Kent State and Auburn games
- ✦ Caught two passes for 33 yards, including a 28-yarder, in win over Samford
- ✦ Three catches for 47 yards in win over Florida
- ✦ Three catches for 64 yards in win at Missouri
- ✦ Had a career-high five receptions for 60 yards in win at Mississippi State
- ✦ Also had his first TD catch of the season in the game
- ✦ Had career-high four catches for 78 yards in win over Vanderbilt
- ✦ Had one catch for nine yards in win over Ohio State in the CFP Semifinal Chick-fil-A Peach Bowl
- ✦ Had one catch for 28 yards in the CFP National Championship Game
- ✦ Named to the preseason watch list for the John Mackey Award, given to the nation's outstanding collegiate tight end

**PERSONAL**

- ✦ Played at Desert Pines High School for head coach Tico Rodriguez
- ✦ Selected to play for Team Pressure in the 2020 Under Armour All-America Game, where he committed to Georgia in front of a national ESPN2 audience
- ✦ 247Sports.com composite five-star prospect
- ✦ Ranked as the No. 23 overall prospect nationally, the No. 1 athlete nationally and the top prospect in Nevada
- ✦ ESPN.com five-star prospect, No. 19 overall prospect nationally, No. 1 tight end prospect nationally and No. 1 prospect in Nevada
- ✦ PrepStar Magazine five-star prospect, Top 150 Dream Team, No. 1 Athlete and ranked No. 13 prospect nationally
- ✦ Rivals.com five-star prospect, No. 32 overall prospect nationally, No. 2 overall athlete prospect and No. 1 prospect in Nevada
- ✦ Honored as the No. 16 prospect nationally in the USA Today Chosen 25 in the preseason
- ✦ As a senior, helped lead Desert Pines to the No. 3 state ranking, an 11-1 record, 43.6 points per game and the 2019 NIAA Class 4A state semifinals
- ✦ Hauled in 31 catches for 586 receiving yards and four TDs his senior season, averaging 18.9 yards per reception
- ✦ Also played defensive end for DPHS, notching 15 tackles, four for loss, and an interception
- ✦ Selected to play for Team Diplomats at the 2019 Opening Finals, where he threw the top powerball throw (51 feet) on record and caught 17 passes for three TDs in 7-on-7 play
- ✦ Recognized with the 2018-19 Las Vegas Review Journal Richard Nelson Courage Award for overcoming obstacles to achieve athletic success
- ✦ Named to the 2018 USA Today All-USA and NIAA All-State Class 4A Second Team offenses following his junior season
- ✦ Also competed for the Jaguars varsity basketball team, averaging 11 points and 12 rebounds per game as a junior
- ✦ Full name is Darnell Ernest Washington
- ✦ Recipient of the Atlanta Greensboro Football Scholarship





90

LINEBACKER

T.J. WATT

<b>HEIGHT:</b> 6-4	<b>BIRTHPLACE:</b> Pewaukee, WI
<b>WEIGHT:</b> 252	<b>HOW ACQUIRED:</b> D1 '17
<b>BORN:</b> October 11, 1994	<b>NFL EXPERIENCE:</b> 7th year
<b>COLLEGE:</b> Wisconsin	

PRO CAREER

**AWARDS**

- ✦ 2021 Associated Press Defensive Player of the Year
- ✦ Five-time Pro Bowler (2018, 2019, 2020, 2021, 2022)
- ✦ Three-time Associated Press First Team All-Pro (2019, 2020, 2021)
- ✦ Two-time Pro Football Writers of America (PFWA) First Team All-NFL (2020, 2021)
- ✦ 2021 PFWA Defensive Player of the Year
- ✦ 2021 Sporting News Defensive Player of the Year
- ✦ Three-time Pittsburgh Steelers MVP (2019, 2020, 2021)
- ✦ Two-time Deacon Jones Award winner (2020, 2021)
- ✦ Two-time The Committee of 101 AFC Defensive Player of the Year (2020, 2021)
- ✦ Associated Press Second Team All-Pro (2020)
- ✦ AFC Defensive Player of the Month (November 2019)
- ✦ Sporting News All-Pro, PFWA All-NFL Team and PFWA All-AFC Team (2019)
- ✦ AFC Defensive Player of the Week (Weeks 1 and 5 of 2018; Week 2 of 2020; Weeks 6, 13 and 17 of 2021)
- ✦ Two-time Steelers team captain (2020, 2022)

**CAREER HIGHLIGHTS**

- ✦ Has played in 87 games (87 starts) over his six-year NFL career (all with the Steelers)
- ✦ Has registered 331 tackles (242 solo), 162 quarterback hits, 88 tackles for loss, 77.5 sacks, 37 passes defended, 23 forced fumbles, six interceptions and seven fumble recoveries
- ✦ Led the NFL with 22.5 sacks in 2021 (despite missing two full games and portions of four others), tying Pro Football Hall of Famer Michael Strahan (22.5 sacks in 2001) for the most in a season since 1982, when the individual sack became an official statistic
- ✦ Fifth player to reach 22.0 sacks in a single season since 1982
- ✦ Twelfth player (13th season) to reach 20.0 sacks in a single season since 1982
- ✦ Second Pittsburgh player overall and the first since James Harrison in 2008 to receive the Defensive Player of the Year award, annually given to the League's top defensive player
- ✦ First linebacker to win the award since Baltimore's Terrell Suggs in 2011 and the ninth overall linebacker presented the PFWA Defensive Player of the Year honor
- ✦ First player in franchise history to earn Steelers' Most Valuable Player in three consecutive seasons
- ✦ Joined Hall of Famer Joe Greene as the only two Steelers to win The Committee of 101 AFC Defensive Player of the Year award more than once (Greene won the award in 1972 and 1974)
- ✦ Joined Reggie White (1987-88) and Mark Gastineau (1983-84) as the only players to lead the NFL in sacks in back-to-back seasons
- ✦ Second player since 1982, when the individual sack became an official statistic, to record at least 13 in four consecutive seasons, joining Pro Football Hall of Famer Reggie White, who did it twice (1985-88 and 1990-93)
- ✦ Third player in NFL history with at least 14.5 sacks in three consecutive seasons, joining Jared Allen (2007-09) and Reggie White (1986-88)
- ✦ Joined Reggie White (four) as the only players to record at least 13 sacks in four of their first five seasons
- ✦ Since 1982, when the individual sack became an official NFL statistic (he recorded 13 sacks in 2018, 14.5 sacks in 2019, 15.0 sacks in 2020 and 22.5 sacks in 2021)
- ✦ Third player since 1982 to record at least 70 sacks over his first five seasons, joining Reggie White (81) and J.J. Watt (74.5)
- ✦ Third-fastest player to reach 75.0 sacks since 1982 (84 games), trailing only Reggie White (65 games) and J.J. Watt (83 games)
- ✦ Only player with 75.0 or more sacks and six or more interceptions in their first six NFL seasons and the first to accomplish the feat in their first 100 games
- ✦ His 77.5 career sacks are third-most in franchise history, behind only James Harrison (80.5) and Cameron Heyward (78.5)
- ✦ Fourth player and first Steeler to record at least 77.0 sacks over their first six seasons
- ✦ Has registered at least 13.0 sacks in four of his five seasons in the NFL, which is already tied for the fourth-most 13.0 or more sack seasons in League history
- ✦ First player in franchise history with 14.0 or more sacks in multiple seasons
- ✦ Has averaged 0.89 sacks/game since entering the League back in 2017, which is tied with DE Myles Garrett for the best in NFL history (min. 70 games started)
- ✦ His 77.5 career sacks since entering the NFL in 2017 are the most in the League over the span
- ✦ His 162 QB hits since entering the NFL in 2017 are the most in the League over the span
- ✦ His 88 tackles for loss since entering the NFL in 2017 are the second-most in the League over the span
- ✦ Leads the NFL in forced fumbles (23) since entering the NFL in 2017
- ✦ Reached 70+ sacks in his 76th career game, which is the third-fewest games to that total since 1982
- ✦ Reached 60+ sacks in his 69th career game, which is the fourth-fewest games to that total since 1982
- ✦ Reached 50+ sacks in his 63rd career game, which is the 10th-fewest games to that total since 1982
- ✦ Ninth linebacker with at least 20.0 sacks in a player's first two seasons (since sacks became official in 1982)
- ✦ Has recorded at least 1.5 sacks in 21 career games, the most by a Steelers player
- ✦ Has registered at least 2.0 sacks in 16 career games, second-most by a Steelers player
- ✦ Has registered at least 3.0 sacks in five career games, tied for second-most by a Steelers player
- ✦ Has sacked 34 different quarterbacks in his career, including 21 more than once
- ✦ Has recorded 52.0 sacks in 45 career games at Acrisure Stadium, including at least half a sack in 30 of the last 35 home games, the most sacks over a player's first 45 career home games in NFL history
- ✦ Made NFL debut in Week 1 of 2017 (at Cleveland)
- ✦ Made NFL starting debut in Week 1 of 2017 (at Cleveland)

2022 (STEELERS)

- ✦ Played in and started nine games (spent Weeks 2 through 9 on injured reserve)
- ✦ Registered 39 tackles (27 solo), 12 quarterback hits, eight tackles for loss, 5.5 sacks, five passes defended and one interception
- ✦ Named a defensive team captain for the second time as voted on by his teammate
- ✦ Helped the team achieve a record of 8-2 while he was in the lineup as opposed to a 1-6 record when he was not in the lineup, along with 100 fewer total yards allowed per game (289.9 with, 389.9 without), four times as many sacks (32 with, eight without) and nearly four times as many takeaways (18 with, five without)
- ✦ One of three players in the League this season with at least 5.5 sacks and multiple interceptions despite missing seven games
- ✦ Recorded six tackles (all solo), three for loss, two passes defended, one interception, one quarterback hit and 1.0 sack at Cincinnati in Week 1 before leaving the game with an injury
- ✦ Registered six tackles (two solo), 0.5 sack, one QB hit, one interception and two passes defended in his home debut in Week 11 vs. Cincinnati
- ✦ Became the third-fastest player to reach 75.0 sacks since 1982 with 1.5 sacks in his 84th career game in Week 15 at Carolina
- ✦ Registered four tackles (three solo), 1.0 sack, two tackles for loss and two QB hits vs. Baltimore in Week 17, marking his eighth-consecutive game with at least 0.5 sack and sixth-consecutive game with at least 1.0 sack vs. Baltimore
- ✦ Recorded a tackle for loss in each of the last four games and 1.0 sack in three of the last four games

2021 (STEELERS)

- ✦ Played in 15 regular-season games (15 starts)
- ✦ Led the NFL with 22.5 sacks (despite missing two full games and portions of four others), tied with Pro Football Hall of Famer Michael Strahan (22.5 sacks in 2001) for the most in a season since 1982, when the individual sack became an official statistic
- ✦ In addition to his 22.5 sacks, he also led the NFL in tackles for loss (21), quarterback hits (39) and fumble recoveries (three)
- ✦ Registered 64 tackles (48 solo), seven passes defended and five forced fumbles
- ✦ Led the NFL in 2021 with 1.50 sacks per game (min. 12 games)
- ✦ His average of 1.50 sacks per game in 2021 is the second-highest in single season NFL history (min. 12 games)
- ✦ Registered 22.5 sacks, 21 tackles for loss and 39 quarterback hits in 2021 – all of which lead the NFL
- ✦ Seventh player to lead the NFL in sacks, tackles for loss and quarterback hits in the same season since 2006 when quarterback hits became an officially recognized statistic
- ✦ Fifth player to reach 22.0 sacks in a single season since 1982
- ✦ Twelfth player (13th season) to reach 20.0 sacks in a single season since 1982
- ✦ Joined Reggie White (1987-88) and Mark Gastineau (1983-84) as the only players to lead the NFL in sacks in back-to-back seasons
- ✦ Registered at least 1.5 sacks in nine games (most in NFL)
- ✦ Joined Reggie White (1987 – NFL Defensive Player of the Year) as the only players to have nine games with 1.5-plus sacks in a season
- ✦ Pittsburgh was 8-2-1 in games in which he had 1.0-plus sacks and 1-5 in games he didn't record a sack
- ✦ Recorded 12.5 sacks in the second half and overtime (most in NFL)
- ✦ Only four players had more sacks in the second half and overtime (12.5) than him since 2000
- ✦ Registered five tackles, including a career-high 4.0 sacks, three tackles for loss, two passes defended and five QB hits in Week 17 vs. Cleveland
- ✦ Recorded 3.5 sacks in Week 13 vs. Baltimore

2020 (STEELERS)

- ✦ Named a defensive captain for the first time
- ✦ Started all 15 games he played in during the regular season and one playoff game
- ✦ Recorded 15.0 sacks, 23 tackles for loss and 41 quarterback hits – third player since at least 2006 to record at least 15.0 sacks, 23 tackles for loss and 40 quarterback hits in a season (J.J. Watt; 2012, 2014, 2015 and Aaron Donald; 2018)
- ✦ In addition to his 15.0 sacks, 23 tackles for loss and 41 quarterback hits, which all led the NFL, had seven passes defended, two forced fumbles and one interception
- ✦ Seventh player to lead the NFL in sacks, tackles for loss and quarterback hits in the same season since 2006
- ✦ His 15.0 sacks, which were a single-season high for him, led the NFL
- ✦ His 15.0 sacks ranked tied for second in single-season franchise history
- ✦ Eleventh player to register at least 15.0 sacks and 23 tackles for loss in a single season since 1999
- ✦ His 41 quarterback hits ranked tied for fifth since the NFL started recognizing the statistic in 2006

2019 (STEELERS)

- ✦ Started all 16 games
- ✦ Ranked first or second on the Steelers in sacks (14.5, 1st), tackles for loss (14, 2nd), quarterback hits (36, 1st), forced fumbles (eight, 1st) and fumble recoveries (four, t-1st)
- ✦ Ranked in the top-five in the NFL in sacks (t-4th), quarterback hits (3rd), forced fumbles (t-1st) and fumble recoveries (t-2nd)
- ✦ His 14.5 sacks ranked third in single-season franchise history
- ✦ First Steelers player with at least a half sack in nine consecutive games since LaMarr Woodley had a streak of 10 such games (franchise record) that spanned the 2009 and 2010 seasons
- ✦ His streak of nine straight games with at least a half sack, which was the longest active streak in the League at the time, came to an end in the 2019 Week 14 victory at Arizona
- ✦ His nine-game streak was tied for the fifth-longest in NFL single season history
- ✦ First Steelers player with back-to-back seasons of at least 10 sacks since James Harrison and LaMarr Woodley (2008-10)
- ✦ Nearly became the first player in the NFL to rank in the top-five in sacks, tackles for loss, quarterback hits, forced fumbles and fumble recoveries in a season since Houston Texans' J.J. Watt in 2014
- ✦ Only NFL player since 2008 to have at least 14 sacks, 14 tackles for loss, 36 quarterback hits, eight forced fumbles and four fumble recoveries in a season
- ✦ His 14 combined interceptions (two), forced fumbles (eight) and fumble recoveries (four) were the most by an NFL player since Chicago Bears' Charles Tillman in 2012 (15)
- ✦ His 14 combined interceptions (two), forced fumbles (eight) and fumble recoveries (four) were tied for the second-most by an NFL player since 2000
- ✦ His six total takeaways (interceptions and fumble recoveries) ranked tied for fourth in the NFL
- ✦ Only NFL player since 1990 to register at least two interceptions, four fumble recoveries and eight forced fumbles in a single season

2018 (STEELERS)

- ✦ Started all 16 games
- ✦ His 13.0 sacks ranked tied for the seventh-most by a Steeler in a single-season since the stat became official in 1982 (Chad Brown, 1996)
- ✦ Set a single-season career-high with 13.0 sacks – becoming the first Steelers’ linebacker with 10 or more sacks in a season since 2010 (James Harrison and LaMarr Woodley) and tied for the ninth-most by a Steeler in a single-season since the stat became official in 1982
- ✦ First Steelers linebacker since 2013-14 (Jason Worilds) to record back-to-back seasons with at least 7.0 sacks
- ✦ Talled 6.0 sacks through the first five weeks of the season, becoming the first Steeler with at least 6.0 sacks through the first five games of a season since 2009 (James Harrison, 6.0)
- ✦ His six defensive forced fumbles tied as the second-most by a Steeler in a single season since 1994 (James Harrison, 2008: seven)
- ✦ Named AFC Defensive Player of the Week for his Week 1 performance at Cleveland
- ✦ Totaled single-game career highs in tackles (10 total/seven solo) and sacks (3.0)
- ✦ His 3.0 quarterback takedowns vs. Browns marked the second multi-sack game of his NFL career, both occurring on Kickoff Weekends (Sept. 10, 2017 at Cleveland and Sept. 9, 2018 at Cleveland)
- ✦ Blocked what could have been a game-winning field goal by Cleveland in OT
- ✦ Named AFC Defensive Player of the Week for his Week 5 performance vs. Atlanta
- ✦ Led all defenders with game highs in tackles (eight total/six solo) and sacks (3.0)
- ✦ His 3.0 sacks marked the third multi-sack game of his NFL career and second of 2018 – matching a single-game career high (3.0, Sept. 9, 2018 at Cleveland)
- ✦ Forced a fumble on his third sack of QB Matt Ryan, in the fourth quarter, which was recovered by LB L.J. Fort in the Falcons’ end zone for a touchdown
- ✦ Recorded a 12-yard strip-sack of Carolina QB Cam Newton in the second quarter (11/8), which increased his career sack total to 15.0 – tying Keith Willis (1982-83) for the second-most by a Steeler in their first two seasons in the NFL with the team since sacks became an official statistic in 1982
- ✦ Recorded 2.0 sacks, his third multi-sack game of his 2018 season, and the fourth of his NFL career vs. Jacksonville (11/18)
- ✦ Surpassed LaMarr Woodley for the most by a Steeler in their first two seasons in the NFL with the team since sacks became an official statistic in 1982

2017 (STEELERS)

- ✦ Started all 15 games he played in during the regular season and one playoff game
- ✦ His 7.0 sacks were the second-most by a rookie in Steelers history
- ✦ His 7.0 sacks led all NFL rookie linebackers and tied for the second-most among all League rookies
- ✦ Only NFL linebacker to finish the regular season with at least 50 tackles (52), 5.0 sacks (7.0), five passes defended (eight) and one interception (one)
- ✦ Third player in NFL history and first on Kickoff Weekend to record 2.0 sacks and an interception in an NFL debut, joining Charles Glaze (Oct. 4, 1987) and Tommy Haynes (Oct. 4, 1987)
- ✦ First Steeler with at least 2.0 sacks in their NFL debut since sacks became an official statistic in 1982 (previous mark, 1.5, Kenny Davidson, Sept. 9, 1990 at Cleveland)
- ✦ First Steeler with at least 2.0 sacks and an interception in the same game since 2010 (LaMarr Woodley, Dec. 12 vs. Cincinnati)

TRANSACTIONS

- ✦ Signed a four-year contract extension with Pittsburgh on Sept. 9, 2021
- ✦ The Steelers exercised their fifth-year option on Apr. 28, 2020
- ✦ Signed a four-year contract with Pittsburgh on June 14, 2017
- ✦ Drafted by the Steelers in the first round (30th overall) of the 2017 NFL Draft

COLLEGE

- ✦ Played in 27 games with 14 starts over a two-year span (2015-16) for Wisconsin
- ✦ Totaled 70 tackles, 17.0 TFLs and 11.5 sacks in his career
- ✦ Named Academic All-Big Ten for two straight years (2015-16)
- ✦ Named first-team All-American by ESPN.com and Sports Illustrated, and a second-team All-American by the AP, CBS Sports and Fox Sports as a redshirt junior in 2016
- ✦ Named first-team All-Big Ten in 2016
- ✦ Recorded 11.5 sacks in 2016, the fifth-most in a single season in school history
- ✦ Moved to defense during the spring of 2015, and was part of a defense that ranked No. 1 in the nation in scoring defense, holding opponents to 13.7 points per game
- ✦ Missed the entire 2014 season due to injury
- ✦ Redshirted in 2013
- ✦ Recruited to Wisconsin as a tight end
- ✦ Graduated with a degree in retailing and consumer behavior

PERSONAL

- ✦ Attended the Pewaukee High School (Pewaukee, Wisc.)
- ✦ First-team all-conference quarterback, linebacker and punter
- ✦ Named honorable mention all-area at linebacker by the Milwaukee Journal-Sentinel
- ✦ Threw for 527 yards with seven TDs, adding 554 rushing yards and nine rushing TDs as a senior, to go along with 42 tackles and 5.0 sacks on defense
- ✦ Lettered in track and field
- ✦ Son of Connie and John Watt
- ✦ His two brothers, J.J. and Derek, each played in the NFL
- ✦ Derek played seven years in the NFL (L.A./San Diego Chargers, 2016-19; Pittsburgh 2020-22)
- ✦ J.J. played 12 years in the NFL (Houston, 2011-20; Arizona 2021-22)
- ✦ Full name: Trent Jordan Watt

COMMUNITY

- ✦ Participates in Salvation Army Project Bundle Up
- ✦ Continuously works with 412 Food Rescue to help deliver food to members of the community.
- ✦ Partners with UPMC Children’s Hospital to raise money from a designed beanie.
- ✦ Donated blankets and books during the holidays to children staying at Children’s Hospital

REGULAR SEASON COMPARISON: DEFENSIVE - SAN FRANCISCO 49ERS

DATE	OPP	W/L	GP/GS	TACKLES							MISC				
				TOT	SOLO	ASST	SACK	YDS.	INT	TFL	PD	QBH	TD	FF	FR
9/22/19	PIT @ SF	L	S	2	2	0	0.0	0.0	1	0	2	2	0	0	1
TOTALS		0/1	1/1	2	2	0	0.0	0.0	1	0	2	2	0	0	1

T.J. WATT'S NFL REGULAR SEASON DEFENSIVE STATISTICS

DATE	TEAM	GP	GS	TACKLES							INTERCEPTIONS				O. FUMB				ST				MISC				
				TK	S	A	TFL	YDS	SK	YDS	QBH	NO	YDS	LG	TD	PD	FF	FR	TD	YDS	TK	S	A	FF	FR	S	A
2017	Steelers	15	15	52	39	13	10	42	7.0	36.0	13	1	17	0	7	1	0	0	0	2	1	1	0	0	0	0	0
2018	Steelers	16	16	68	50	18	12	63	13.0	87.0	21	0	0	0	3	6	0	0	0	0	0	0	0	0	0	0	
2019	Steelers	16	16	55	35	20	14	56	14.5	104.0	36	2	7	7	0	8	8	4	0	0	0	0	0	0	0	0	
2020	Steelers	15	15	53	43	10	23	119	15.0	112.5	41	1	0	0	7	2	0	0	0	0	0	0	0	0	0	0	
2021	Steelers	15	15	64	48	16	21	100	22.5	111.5	39	0	0	0	7	5	3	0	0	0	0	0	0	0	0	0	
2022	Steelers	10	10	39	27	12	8	34	5.5	37.5	12	2	0	0	5	1	0	0	0	0	0	0	0	0	0	0	
NFL TOTALS		87	87	331	242	89	88	414	77.5	488.5	162	6	24	17	0	37	23	7	0	0	2	1	1	0	0	0	

T.J. WATT'S NFL POSTSEASON DEFENSIVE STATISTICS

DATE	TEAM	GP	GS	TACKLES							INTERCEPTIONS				O. FUMB				ST				MISC			
				TK	S	A	TFL	YDS	SK	YDS	QBH	NO	YDS	LG	TD	PD	FF	FR	TD	YDS	TK	S	A	FF	FR	S
2017	Steelers	1	1	2	1	1	0	0	0.0	0.0	2	0	0	0	1	0	0	0	0	0	0	0	0	0	0	0
2020	Steelers	1	1	3	2	1	1	1	0.0	0.0	0	0	0	0	1	0	0	0	0	0	0	0	0	0	0	0
2021	Steelers	1	1	3	3	0	2	16	1.0	14.0	3	0	0	0	1	0	1	1	26	0	0	0	0	0	0	0
NFL TOTALS		3	3	8	6	2	3	17	1.0	14.0	5	0	0	0	3	0	1	1	26	0	0	0	0	0	0	0

SINGLE-GAME HIGHS: DEFENSIVE

- Total Tackles: 10 at Cleveland Browns, Sep 09, 2018; 8 vs. Atlanta Falcons, Oct 07, 2018; ...1 more at 8. Fumble Recoveries: 1 vs. Tennessee Titans, Dec 19, 2021; 1 at Cleveland Browns, Oct 31, 2021; ...5 more at 1.
- Solo Tackles: 7 at Cleveland Browns, Sep 09, 2018; 6 at Cincinnati Bengals, Sep 11, 2022; ...4 more at 6. Tackles For Loss: 4 at Cleveland Browns, Sep 09, 2018; 3 at Cincinnati Bengals, Sep 11, 2022; ...10 more at 3.
- Sacks: 4.0 vs. Cleveland Browns, Jan 03, 2022; 3.5 vs. Baltimore Ravens, Dec 05, 2021; 3 vs. Seattle Seahawks, Oct 17, 2021; 3 at Dallas Cowboys, Nov 08, 2020. Interceptions: 1 vs. Cincinnati Bengals, Nov 20, 2022; 1 at Cincinnati Bengals, Sep 11, 2022; ...4 more at 1.
- Passes Defensed: 3 vs. Seattle Seahawks, Oct 17, 2021; 3 at Dallas Cowboys, Nov 08, 2020. Interception Return Yards: 17 at Cleveland Browns, Sep 10, 2017; 7 at San Francisco 49ers, Sep 22, 2019.
- Forced Fumbles: 2 vs. Miami Dolphins, Oct 28, 2019; 2 vs. Cincinnati Bengals, Dec 30, 2018; ...1 more at 2. Special Teams Tackles: 1 vs. Tennessee Titans, Nov 16, 2017; 1 at Cleveland Browns, Sep 10, 2017.

SINGLE-GAME HIGHS - POSTSEASON: DEFENSIVE

- Total Tackles: 3 at Kansas City Chiefs, Jan 16, 2022; 3 vs. Cleveland Browns, Jan 10, 2021; 2 vs. Jacksonville Jaguars, Jan 14, 2018. Fumble Recoveries: 1 at Kansas City Chiefs, Jan 16, 2022.
- Solo Tackles: 3 at Kansas City Chiefs, Jan 16, 2022; 2 vs. Cleveland Browns, Jan 10, 2021; 1 vs. Jacksonville Jaguars, Jan 14, 2018. Tackles For Loss: 2 at Kansas City Chiefs, Jan 16, 2022; 1 vs. Cleveland Browns, Jan 10, 2021; 26 at Kansas City Chiefs, Jan 16, 2022.
- Sacks: 1.0 at Kansas City Chiefs, Jan 16, 2022. Longest Opp Fumble Return: 26 at Kansas City Chiefs, Jan 16, 2022.
- Passes Defensed: 1 at Kansas City Chiefs, Jan 16, 2022; 1 vs. Cleveland Browns, Jan 10, 2021; 1 vs. Jacksonville Jaguars, Jan 14, 2018.

2022 GAME-BY-GAME REGULAR-SEASON STATISTICS (STEELERS)

DATE	OPPONENT	P/S	TACKLES							INTERCEPTIONS				O. FUMB				ST				MISC				W/L	SCORE	
			TK	S	A	SK	YDS	TFL	YDS	QBH	NO	YDS	LG	TD	PD	FF	FR	TD	YDS	TK	S	A	FF	FR	S			A
09/11	at Bengals	S	6	6	0	1.0	4.0	3	8	1	1	0	0	0	2	0	0	0	0	0	0	0	0	0	0	0	W	23-20+
09/18	Patriots										INJURED RESERVE																L	14-17
09/22	at Browns										INJURED RESERVE																L	17-29
10/02	Jets										INJURED RESERVE																L	20-24
10/09	at Bills										INJURED RESERVE																L	3-38
10/16	Buccaneers										INJURED RESERVE															W	20-18	
10/23	at Dolphins										INJURED RESERVE																L	10-16
10/30	at Eagles										INJURED RESERVE																L	13-35
11/13	Saints										INJURED RESERVE																W	20-10
11/20	Bengals	S	6	2	4	0.5	3.0	0	0	1	1	0	0	0	2	0	0	0	0	0	0	0	0	0	0	0	L	30-37
11/28	at Colts	S	3	2	1	0.0	0.0	0	0	1	0	0	0	0	0	1	0	0	0	0	0	0	0	0	0	0	W	24-17
12/04	at Falcons	S	3	3	0	0.0	0.0	0	0	0	0	0	0	0	0	0	0	0	0	0	0	0	0	0	0	0	W	19-16
12/11	Ravens	S	5	3	2	1.0	4.0	1	4	1	0	0	0	0	0	0	0	0	0	0	0	0	0	0	0	0	L	14-16
12/18	at Panthers	S	2	1	1	1.5	14.0	1	9	2	0	0	0	0	0	0	0	0	0	0	0	0	0	0	0	0	W	24-16
12/24	Raiders	S	3	3	0	0.0	0.0	1	3	1	0	0	0	0	1	0	0	0	0	0	0	0	0	0	0	0	W	13-10
01/01	at Ravens	S	4	3	1	1.0	10.0	2	10	3	0	0	0	0	0	0	0	0	0	0	0	0	0	0	0	0	W	16-13
01/08	Browns	S	3	2	1	0.5	2.5	0	0	1	0	0	0	0	0	0	0	0	0	0	0	0	0	0	0	0	W	28-14
2022 TOTALS		9-9	35	25	10	5.5	37.5	8	34	11	2	0	0	0	5	1	0	0	0	0	0	0	0	0	0	0	9-8	

+/- Overtime



2021 GAME-BY-GAME REGULAR-SEASON STATISTICS (STEELERS)

DATE	OPPONENT	P/S	TACKLES							INTERCEPTIONS				O. FUMB.			ST			MISC		W/L	SCORE					
			TK	S	A	SK	YDS	TFL	YDS	QBH	NO	YDS	LG	TD	PD	FF	FR	TD	YDS	TK	S			A	FF	FR	S	A
09/12	at Bills	S	3	3	0	2.0	10.0	1	5	5	0	0	0	0	1	0	0	0	0	0	0	0	0	0	0	0	W	23-16
09/19	Raiders	S	4	3	1	1.0	1.0	0	0	1	0	0	0	0	1	0	0	0	0	0	0	0	0	0	0	L	17-26	
09/26	Bengals	S	ON INACTIVE LIST																							L	10-24	
10/03	at Packers	S	4	3	1	2.0	6.0	2	6	2	0	0	0	0	0	1	0	0	0	0	0	0	0	0	0	L	17-27	
10/10	Broncos	S	3	3	0	0.0	0.0	1	4	2	0	0	0	0	0	0	0	0	0	0	0	0	0	0	0	W	27-19	
10/17	Seahawks	S	7	6	1	2.0	13.0	3	14	2	0	0	0	0	3	1	0	0	0	0	0	0	0	0	0	W	23-20+	
10/31	at Browns	S	6	4	2	1.5	7.5	1	5	3	0	0	0	0	0	1	0	0	0	0	0	0	0	0	0	W	15-10	
11/08	Bears	S	7	4	3	3.0	13.0	3	13	3	0	0	0	0	1	0	0	0	0	0	0	0	0	0	0	W	29-27	
11/14	Lions	S	5	3	2	1.0	6.0	2	7	2	0	0	0	0	0	0	0	0	0	0	0	0	0	0	0	T	16-16	
11/21	at Chargers	S	ON INACTIVE LIST																							L	37-41	
11/28	at Bengals	S	2	1	1	0.0	0.0	0	0	0	0	0	0	0	0	0	0	0	0	0	0	0	0	0	0	L	10-41	
12/05	Ravens	S	6	5	1	3.5	12.0	3	8	6	0	0	0	0	0	1	0	0	0	0	0	0	0	0	0	W	20-19	
12/09	at Vikings	S	1	0	1	0.0	0.0	0	0	1	0	0	0	0	0	0	0	0	0	0	0	0	0	0	0	L	28-36	
12/19	Titans	S	5	4	1	1.5	15.0	1	10	4	0	0	0	0	0	1	0	0	0	0	0	0	0	0	0	W	19-13	
12/26	at Chiefs	S	1	1	0	0.0	0.0	0	0	0	0	0	0	0	0	0	0	0	0	0	0	0	0	0	0	L	10-36	
01/03	Browns	S	5	5	0	4.0	25.0	3	25	5	0	0	0	0	2	0	0	0	0	0	0	0	0	0	0	W	26-14	
01/09	at Ravens	S	5	3	2	1.0	3.0	1	3	3	0	0	0	0	1	1	0	0	0	0	0	0	0	0	0	W	16-13+	
2021 TOTALS		15-15	64	48	16	22.5	111.5	21	100	39	0	0	0	0	7	5	3	0	0	0	0	0	0	0	0	9-7-1		

+ Overtime

2020 GAME-BY-GAME REGULAR-SEASON STATISTICS (STEELERS)

DATE	OPPONENT	P/S	TACKLES							INTERCEPTIONS				O. FUMB.			ST			MISC		W/L	SCORE					
			TK	S	A	SK	YDS	TFL	YDS	QBH	NO	YDS	LG	TD	PD	FF	FR	TD	YDS	TK	S			A	FF	FR	S	A
09/14	at Giants	S	1	1	0	0.0	0.0	1	1	2	1	0	0	0	2	0	0	0	0	0	0	0	0	0	0	0	W	26-16
09/20	Broncos	S	4	3	1	2.5	20.0	2	16	4	0	0	0	0	0	0	0	0	0	0	0	0	0	0	0	W	26-21	
09/27	Texans	S	4	4	0	1.0	11.0	2	16	4	0	0	0	0	0	0	0	0	0	0	0	0	0	0	0	W	28-21	
10/11	Eagles	S	3	3	0	1.0	8.0	3	13	3	0	0	0	0	0	0	0	0	0	0	0	0	0	0	0	W	38-29	
10/18	Browns	S	3	2	1	0.0	0.0	1	1	1	0	0	0	0	0	0	0	0	0	0	0	0	0	0	0	W	38-7	
10/25	at Titans	S	5	4	1	1.0	7.0	3	13	2	0	0	0	0	1	0	0	0	0	0	0	0	0	0	0	W	27-24	
11/01	at Ravens	S	5	3	2	1.0	0.0	0	0	5	0	0	0	0	0	0	0	0	0	0	0	0	0	0	0	W	28-24	
11/08	at Cowboys	S	1	0	1	0.5	8.5	0	0	3	0	0	0	0	3	0	0	0	0	0	0	0	0	0	0	W	24-19	
11/15	Bengals	S	4	4	0	2.0	15.0	2	15	4	0	0	0	0	0	0	0	0	0	0	0	0	0	0	0	W	36-10	
11/22	at Jaguars	S	2	2	0	0.0	0.0	0	0	2	0	0	0	0	0	0	0	0	0	0	0	0	0	0	0	W	27-3	
12/02	Ravens	S	6	4	2	2.0	12.0	3	14	3	0	0	0	0	0	0	0	0	0	0	0	0	0	0	0	W	19-14	
12/07	Football Team	S	6	5	1	1.0	7.0	2	9	4	0	0	0	0	0	1	0	0	0	0	0	0	0	0	0	L	17-23	
12/13	at Bills	S	2	1	1	0.0	0.0	0	0	2	0	0	0	0	1	0	0	0	0	0	0	0	0	0	0	L	15-26	
12/21	at Bengals	S	4	4	0	1.0	11.0	3	17	1	0	0	0	0	0	0	0	0	0	0	0	0	0	0	0	L	17-27	
12/27	Colts	S	3	3	0	2.0	13.0	1	4	1	0	0	0	0	0	1	0	0	0	0	0	0	0	0	0	W	28-24	
01/03	at Browns	S	ON INACTIVE LIST																							L	22-24	
2020 TOTALS		15-15	53	43	10	15.0	112.5	23	119	41	1	0	0	0	7	2	0	0	0	0	0	0	0	0	0	12-4		

+ Overtime

2019 GAME-BY-GAME REGULAR-SEASON STATISTICS (STEELERS)

DATE	OPPONENT	P/S	TACKLES							INTERCEPTIONS				O. FUMB.			ST			MISC		W/L	SCORE				
			TK	S	A	SK	YDS	TFL	YDS	QBH	NO	YDS	LG	TD	PD	FF	FR	TD	YDS	TK	S			A	FF	FR	S
09/08	at Patriots	S	2	1	1	0.0	0.0	1	3	3	0	0	0	0	0	0	0	0	0	0	0	0	0	0	0	L	3-33
09/15	Seahawks	S	6	3	3	1.0	8.0	1	8	1	0	0	0	0	0	1	0	0	0	0	0	0	0	0	0	L	26-28
09/22	at 49ers	S	2	2	0	0.0	0.0	0	0	2	1	7	7	0	2	0	1	0	0	0	0	0	0	0	0	L	20-24
09/30	Bengals	S	2	1	1	1.5	9.0	1	5	3	0	0	0	0	0	1	0	0	0	0	0	0	0	0	0	W	27-3
10/06	Ravens	S	5	4	1	1.0	6.0	3	8	1	0	0	0	0	0	0	0	0	0	0	0	0	0	0	0	L	23-26+
10/13	at Chargers	S	3	0	3	0.5	2.0	0	0	4	0	0	0	0	1	0	0	0	0	0	0	0	0	0	0	W	24-17
10/28	Dolphins	S	3	3	0	2.0	16.0	0	0	3	0	0	0	0	0	2	1	0	0	0	0	0	0	0	0	W	27-14
11/03	Colts	S	3	2	1	1.5	13.0	1	9	3	0	0	0	0	0	0	0	0	0	0	0	0	0	0	0	W	26-24
11/10	Rams	S	5	4	1	2.0	15.0	1	8	2	0	0	0	0	0	1	0	0	0	0	0	0	0	0	0	W	17-12
11/14	at Browns	S	4	2	2	1.0	4.0	1	4	2	0	0	0	0	1	0	0	0	0	0	0	0	0	0	0	L	7-21
11/24	at Bengals	S	2	2	0	1.0	9.0	1	1	1	0	0	0	0	1	0	0	0	0	0	0	0	0	0	0	W	16-10
12/01	Browns	S	2	1	1	1.0	6.0	1	6	3	0	0	0	0	0	0	0	0	0	0	0	0	0	0	0	W	20-13
12/08	at Cardinals	S	2	1	1	0.0	0.0	1	1	1	1	0	0	0	1	0	0	0	0	0	0	0	0	0	0	W	23-17
12/15	Bills	S	4	3	1	0.5	4.0	2	3	2	0	0	0	0	1	1	0	0	0	0	0	0	0	0	0	L	10-17
12/22	at Jets	S	5	2	3	1.0	8.0	0	0	3	0	0	0	0	0	1	1	0	0	0	0	0	0	0	0	L	10-16
12/29	at Ravens	S	5	4	1	0.5	4.0	0	0	2	0	0	0	0	1	1	0	0	0	0	0	0	0	0	0	L	10-28
2019 TOTALS		16-16	55	35	20	14.5	104.0	14	56	36	2	7	7	0	8	8	4	0	0	0	0	0	0	0	0	8-8	

+ Overtime

2018 GAME-BY-GAME REGULAR-SEASON STATISTICS (STEELERS)

DATE	OPPONENT	P/S	TACKLES							INTERCEPTIONS				O. FUMB.			ST			MISC		W/L	SCORE</
------	----------	-----	---------	--	--	--	--	--	--	---------------	--	--	--	----------	--	--	----	--	--	------	--	-----	---------

2017 GAME-BY-GAME REGULAR-SEASON STATISTICS (STEELERS)

DATE	OPPONENT	P/S	TACKLES					INTERCEPTIONS				O. FUMB			ST			MISC		W/L	SCORE						
			TK	S	A	SK	YDS	TFL	YDS	QBH	NO	YDS	LG	TD	PD	FF	FR	TD	YDS			TK	S	A	FF	FR	S
09/10	at Browns	S	6	5	1	2.0	11.0	2	11	2	1	17	17	0	1	0	0	0	1	1	0	0	0	0	0	W	21-18
09/17	Vikings	S	2	0	2	0.0	0.0	0	0	0	0	0	0	0	1	0	0	0	0	0	0	0	0	0	0	W	26-9
09/24	at Bears																								L	17-23+	
10/01	at Ravens	S	4	4	0	0.0	0.0	1	3	0	0	0	0	1	0	0	0	0	0	0	0	0	0	0	0	W	26-9
10/08	Jaguars	S	6	5	1	1.0	3.0	2	5	1	0	0	0	0	0	0	0	0	0	0	0	0	0	0	0	L	9-30
10/15	at Chiefs	S	1	1	0	0.0	0.0	0	0	0	0	0	0	0	0	0	0	0	0	0	0	0	0	0	0	W	19-13
10/22	Bengals	S	6	5	1	1.0	7.0	1	7	3	0	0	0	0	0	0	0	0	0	0	0	0	0	0	0	W	29-14
10/29	at Lions	S	2	1	1	0.0	0.0	0	0	0	0	0	0	1	0	0	0	0	0	0	0	0	0	0	0	W	20-15
11/12	at Colts	S	3	3	0	0.0	0.0	0	0	0	0	0	0	0	0	0	0	0	0	0	0	0	0	0	0	W	20-17
11/16	Titans	S	1	0	1	0.0	0.0	0	0	0	0	0	0	0	1	0	0	0	1	0	1	0	0	0	0	W	40-17
11/26	Packers	S	4	3	1	1.0	6.0	1	6	1	0	0	0	0	1	0	0	0	0	0	0	0	0	0	0	W	31-28
12/04	at Bengals	S	1	0	1	0.0	0.0	0	0	0	0	0	0	0	0	0	0	0	0	0	0	0	0	0	0	W	23-20
12/10	Ravens	S	4	4	0	1.0	8.0	1	4	3	0	0	0	0	0	1	0	0	0	0	0	0	0	0	0	W	39-38
12/17	Patriots	S	2	2	0	0.0	0.0	0	0	0	0	0	0	0	0	0	0	0	0	0	0	0	0	0	0	L	24-27
12/25	at Texans	S	2	0	2	0.0	0.0	0	0	0	0	0	0	0	1	0	0	0	0	0	0	0	0	0	0	W	34-6
12/31	Browns	S	8	6	2	1.0	1.0	2	6	3	0	0	0	0	0	0	0	0	0	0	0	0	0	0	0	W	28-24
<b>2017 TOTALS</b>		<b>15-15</b>	<b>52</b>	<b>39</b>	<b>13</b>	<b>7.0</b>	<b>36.0</b>	<b>10</b>	<b>42</b>	<b>13</b>	<b>1</b>	<b>17</b>	<b>17</b>	<b>0</b>	<b>7</b>	<b>1</b>	<b>0</b>	<b>0</b>	<b>0</b>	<b>2</b>	<b>1</b>	<b>1</b>	<b>0</b>	<b>0</b>	<b>0</b>	<b>13-3</b>	

+ - Overtime



**94**

**DEFENSIVE LINEMAN**  
**ARMON WATTS**

**HEIGHT:** 6-5  
**WEIGHT:** 307  
**BORN:** July 22, 1996  
**COLLEGE:** Arkansas  
**BIRTHPLACE:** St. Louis, MO  
**HOW ACQUIRED:** FA '23  
**NFL EXPERIENCE:** 5th year

**PRO CAREER**

- ✦ Has played in 57 games (23 starts) over his four-year NFL career (Minnesota 2019-21; Chicago 2022)
- ✦ Has registered 125 tackles (57 solo), 15 quarterback hits, 8.0 sacks, seven tackles for loss, three forced fumbles and one pass defended
- ✦ Made NFL debut in Week 10 of 2019 (at Dallas)
- ✦ Made NFL starting debut in Week 17 of 2019 (vs. Chicago)

**2022 (BEARS)**

- ✦ Played in 17 regular-season games with a career-high 13 starts
- ✦ Recorded 35 tackles (18 solo), a career-best four tackles for loss, two quarterback hits and 1.0 sack
- ✦ Tied his single-game career high of six tackles in Week 6 vs. Washington

**2021 (VIKINGS)**

- ✦ Played in 17 regular-season games (nine starts)
- ✦ Set career highs in tackles (46), quarterback hits (10), sacks (5.0) and forced fumbles (two)
- ✦ Set single-game career highs with six tackles in Week 4 vs. Cleveland and Week 17 at Green Bay
- ✦ Strip sacked QB Sam Darnold in the fourth quarter of the Week 6 victory at Carolina
- ✦ Registered his second strip sack of the season on QB Aaron Rodgers in Week 11 vs. Green Bay

**2020 (VIKINGS)**

- ✦ Appeared in all 16 regular-season games for the first time in his career
- ✦ Recorded 31 tackles (12 solo), two quarterback hits and 0.5 sack
- ✦ Reached a season-high five tackles in Week 6 vs. Atlanta

**2019 (VIKINGS)**

- ✦ Played in seven regular-season games (one start)
- ✦ Registered 13 tackles (seven solo), 1.5 sack, one quarterback hit, one pass defended and one forced fumble
- ✦ Made his NFL debut in Week 10 at Dallas, recording three tackles, 0.5 sack and one quarterback hit
- ✦ Notched the first start of his NFL career vs. Chicago in Week 17, making three total tackles and his first career full sack, forced fumble and a tackle for loss

**TRANSACTIONS**

- ✦ Signed a one-year contract with Pittsburgh on April 10, 2023
- ✦ Claimed off waivers by Chicago on Aug. 31, 2022
- ✦ Waived by Minnesota on Aug. 30, 2022
- ✦ Drafted by Minnesota in the sixth round (190th overall) of the 2019 NFL Draft

**COLLEGE**

- ✦ Appeared in 29 games (11 starts) at Arkansas (2014-18)
- ✦ Finished career with 62 tackles, 9.5 tackles for loss, 7.0 sacks, and three forced fumbles
- ✦ Moved into the starting lineup as a senior in 2018 and led the Razorbacks with 7.0 sacks and three forced fumbles among his defensive line-leading 49 tackles and 8.5 tackles for loss
- ✦ Played 621 snaps in 2018 after entering the season with just 114 snaps played over the previous three years combined
- ✦ Honored by the Little Rock Touchdown Club with the Dan Hampton Award (defensive lineman of the year) and the Paul Eells Award (perseverance through adversity)

**PERSONAL**

- ✦ Attended Christian Brothers High School (MO)
- ✦ Helped his school to a record of 9-3 in 2013, including an undefeated season in district play
- ✦ Advanced to the third round of the Class 6A state playoffs as he tallied 66 tackles, including 14.5 for loss with five sacks
- ✦ As a junior, recorded 57 tackles, including five for loss with four sacks, and one fumble recovery as the Cadets finished 11-1 and advanced to the quarterfinal round of the state playoffs
- ✦ A three-star prospect according to ESPN, Rivals, Scout and 247Sports
- ✦ Ranked as the No. 10 prospect from Missouri and the No. 61 defensive tackle in the country by ESPN

**REGULAR SEASON COMPARISON: DEFENSIVE - SAN FRANCISCO 49ERS**

DATE	OPP	W/L	GP/GS	TACKLES				SACK	YDS.	INT	TFL	PD	QBH	TD	MISC		FR
				TOT	SOLO	ASST	FF								FF		
11/28/21	MIN @ SF	L	S	3	1	2	1.0	5.0	0	1	0	3	0	0	0	0	
9/11/22	CHI vs. SF	W	P	2	1	1	0.0	0.0	0	0	0	0	0	0	0		
<b>TOTALS</b>		1/1	2/1	5	2	3	1.0	5.0	0	1	0	3	0	0	0		

ARMON WATTS' NFL REGULAR SEASON DEFENSIVE STATISTICS

DATE	TEAM	GP	GS	TACKLES							INTERCEPTIONS					O. FUMB			ST			MISC				
				TK	S	A	SK	YDS	TFL	YDS	QBH	NO	YDS	LG	TD	PD	FF	FR	TD	YDS	TK	S	A	FF	FR	S
2019	Vikings	7	1	13	7	6	0	0	1.5	10.0	1	0	0	0	1	1	0	0	0	0	0	0	0	0	0	0
2020	Vikings	16	0	31	12	19	0	0	0.5	2.0	2	0	0	0	0	0	0	0	0	0	0	0	0	0	0	
2021	Vikings	17	9	46	20	26	3	19	5.0	34.0	10	0	0	0	0	2	0	0	0	0	0	0	0	0	0	
2022	Bears	17	13	35	18	17	4	9	1.0	7.0	2	0	0	0	0	0	0	0	0	0	0	0	0	0	0	
NFL TOTALS		57	23	125	57	68	7	28	8.0	53.0	15	0	0	0	0	1	3	0	0	0	0	0	0	0	0	

ARMON WATTS' NFL POSTSEASON DEFENSIVE STATISTICS

DATE	TEAM	GP	GS	TACKLES							INTERCEPTIONS					O. FUMB			ST			MISC			
				TK	S	A	SK	YDS	TFL	YDS	QBH	NO	YDS	LG	TD	PD	FF	FR	TD	YDS	TK	S	A	FF	FR
2019	Vikings	0	0	0	0	0	0	0	0.0	0.0	0	0	0	0	0	0	0	0	0	0	0	0	0	0	0
NFL TOTALS		0	0	0	0	0	0	0	0.0	0.0	0	0	0	0	0	0	0	0	0	0	0	0	0	0	0

SINGLE-GAME HIGHS: DEFENSIVE

- Total Tackles 6 vs. Washington Commanders, Oct 13, 2022  
6 at Green Bay Packers, Jan 02, 2022  
...1 more at 6.
- Solo Tackles 3 at Baltimore Ravens, Nov 07, 2021  
3 vs. Detroit Lions, Oct 10, 2021  
...2 more at 3.
- Sacks 1.0 at New York Jets, Nov 27, 2022  
1.0 vs. Pittsburgh Steelers, Dec 09, 2021  
...5 more at 1.0.
- Passes Defensed 1 at Seattle Seahawks, Dec 02, 2019
- Forced Fumbles 1 vs. Green Bay Packers, Nov 21, 2021  
1 at Carolina Panthers, Oct 17, 2021  
...1 more at 1.
- Tackles For Loss 1 vs. Green Bay Packers, Dec 04, 2022  
1 at New York Jets, Nov 27, 2022  
...5 more at 1.

2022 GAME-BY-GAME REGULAR-SEASON STATISTICS (BEARS)

DATE	OPPONENT	P/S	TACKLES							INTERCEPTIONS					O. FUMB			ST			MISC			W/L	SCORE			
			TK	S	A	SK	YDS	TFL	YDS	QBH	NO	YDS	LG	TD	PD	FF	FR	TD	YDS	TK	S	A	FF			FR	S	A
09/11	49ers	P	2	1	1	0.0	0.0	0	0	0	0	0	0	0	0	0	0	0	0	0	0	0	0	0	0	W	19-10	
09/18	at Packers	P	1	1	0	0.0	0.0	0	0	0	0	0	0	0	0	0	0	0	0	0	0	0	0	0	0	L	10-27	
09/25	Texans	P	2	1	1	0.0	0.0	0	0	0	0	0	0	0	0	0	0	0	0	0	0	0	0	0	0	W	23-20	
10/02	at Giants	S	3	1	2	0.0	0.0	0	0	0	0	0	0	0	0	0	0	0	0	0	0	0	0	0	0	L	12-20	
10/09	at Vikings	S	3	1	2	0.0	0.0	1	1	0	0	0	0	0	0	0	0	0	0	0	0	0	0	0	0	L	22-29	
10/13	Commanders	S	6	2	4	0.0	0.0	0	0	0	0	0	0	0	0	0	0	0	0	0	0	0	0	0	0	L	7-12	
10/24	at Patriots	S	2	2	0	0.0	0.0	0	0	0	0	0	0	0	0	0	0	0	0	0	0	0	0	0	0	W	33-14	
10/30	at Cowboys	S	3	2	1	0.0	0.0	0	0	0	0	0	0	0	0	0	0	0	0	0	0	0	0	0	0	L	29-49	
11/06	Dolphins	S	1	1	0	0.0	0.0	0	0	0	0	0	0	0	0	0	0	0	0	0	0	0	0	0	0	L	32-35	
11/13	Lions	S	2	2	0	0.0	0.0	1	0	0	0	0	0	0	0	0	0	0	0	0	0	0	0	0	0	L	30-31	
11/20	at Falcons	S	1	1	0	0.0	0.0	0	0	0	0	0	0	0	0	0	0	0	0	0	0	0	0	0	0	L	24-27	
11/27	at Jets	S	3	2	1	1.0	7.0	1	7	1	0	0	0	0	0	0	0	0	0	0	0	0	0	0	0	L	10-31	
12/04	Packers	S	2	1	1	0.0	0.0	1	1	0	0	0	0	0	0	0	0	0	0	0	0	0	0	0	0	L	19-28	
12/18	Eagles	S	1	0	1	0.0	0.0	0	0	0	0	0	0	0	0	0	0	0	0	0	0	0	0	0	0	L	20-25	
12/24	Bills	S	0	0	0	0.0	0.0	0	0	0	0	0	0	0	0	0	0	0	0	0	0	0	0	0	0	L	13-35	
01/01	at Lions	S	0	0	0	0.0	0.0	0	0	1	0	0	0	0	0	0	0	0	0	0	0	0	0	0	0	L	10-41	
01/08	Vikings	P	3	0	3	0.0	0.0	0	0	0	0	0	0	0	0	0	0	0	0	0	0	0	0	0	0	L	13-29	
2022 TOTALS		17-13	35	18	17	1.0	7.0	4	9	2	0	0	0	0	0	0	0	0	0	0	0	0	0	0	0	0	3-14	

2021 GAME-BY-GAME REGULAR-SEASON STATISTICS (VIKINGS)

DATE	OPPONENT	P/S	TACKLES							INTERCEPTIONS					O. FUMB			ST			MISC			W/L	SCORE			
			TK	S	A	SK	YDS	TFL	YDS	QBH	NO	YDS	LG	TD	PD	FF	FR	TD	YDS	TK	S	A	FF			FR	S	A
09/12	at Bengals	P	1	1	0	0.0	0.0	0	0	0	0	0	0	0	0	0	0	0	0	0	0	0	0	0	0	L	24-27+	
09/19	at Cardinals	P	1	1	0	0.0	0.0	0	0	0	0	0	0	0	0	0	0	0	0	0	0	0	0	0	0	L	33-34	
09/26	Seahawks	P	0	0	0	0.0	0.0	0	0	0	0	0	0	0	0	0	0	0	0	0	0	0	0	0	0	W	30-17	
10/03	Browns	P	6	2	4	0.0	0.0	0	0	0	0	0	0	0	0	0	0	0	0	0	0	0	0	0	0	L	7-14	
10/10	Lions	S	5	3	2	0.0	0.0	0	0	0	0	0	0	0	0	0	0	0	0	0	0	0	0	0	0	W	19-17	
10/17	at Panthers	S	4	1	3	1.0	7.0	0	0	0	0	0	0	0	1	0	0	0	0	0	0	0	0	0	0	W	34-28+	
10/31	Cowboys	S	3	1	2	0.0	0.0	0	0	0	0	0	0	0	0	0	0	0	0	0	0	0	0	0	0	L	16-20	
11/07	at Ravens	S	3	3	0	1.0	5.0	1	5	2	0	0	0	0	0	0	0	0	0	0	0	0	0	0	0	L	31-34+	
11/14	at Chargers	S	1	0	1	0.0	0.0	0	0	0	0	0	0	0	0	0	0	0	0	0	0	0	0	0	0	W	27-20	
11/21	Packers	S	4	2	2	1.0	8.0	0	0	1	0	0	0	0	1	0	0	0	0	0	0	0	0	0	0	W	34-31	
11/28	at 49ers	S	3	1	2	1.0	5.0	1	5	3	0	0	0	0	0	0	0	0	0	0	0	0	0	0	0	L	26-34	
12/05	at Lions	P	1	1	0	0.0	0.0	0	0	1	0	0	0	0	0	0	0	0	0	0	0	0	0	0	0	L	27-29	
12/09	Steelers	P	3	1	2	1.0	9.0	1	9	2	0	0	0	0	0	0	0	0	0	0	0	0	0	0	0	W	36-28	
12/20	at Bears	P	0	0	0	0.0	0.0	0	0	0	0	0	0	0	0	0	0	0	0	0	0	0	0	0	0	W	17-9	
12/26	Rams	P	2	1	1	0.0	0.0	0	0	0	0	0	0	0	0	0	0	0	0	0	0	0	0	0	0	L	23-30	
01/02	at Packers	S	6	1	5	0.0	0.0	0	0	0	0	0	0	0	0	0	0	0	0	0	0	0	0	0	0	L	10-37	
01/09	Bears	S	3	1	2	0.0	0.0	0	0	1	0	0	0	0	0	0	0	0	0	0	0	0	0	0	0	W	31-17	
2021 TOTALS		17-9	46	20	26	5.0	34.0	3	19	10	0	0	0	0	2	0	0	0	0	0	0	0	0	0	0	0	8-9	

+ Overtime

2020 GAME-BY-GAME REGULAR-SEASON STATISTICS (VIKINGS)

DATE	OPPONENT	P/S	TACKLES							INTERCEPTIONS				O. FUMB			ST			MISC		W/L	SCORE				
			TK	S	A	SK	YDS	TFL	YDS	QBH	NO	YDS	LG	TD	PD	FF	FR	TD	YDS	TK	S			A	FF	FR	S
09/13	Packers	P	1	0	1	0.0	0.0	0	0	0	0	0	0	0	0	0	0	0	0	0	0	0	0	0	0	L	34-43
09/20	at Colts	P	2	2	0	0.0	0.0	0	0	0	0	0	0	0	0	0	0	0	0	0	0	0	0	0	0	L	11-28
09/27	Titans	P	0	0	0	0.0	0.0	0	0	0	0	0	0	0	0	0	0	0	0	0	0	0	0	0	0	L	30-31
10/04	at Texans	P	1	0	1	0.0	0.0	0	0	0	0	0	0	0	0	0	0	0	0	0	0	0	0	0	0	W	31-23
10/11	at Seahawks	P	1	0	1	0.0	0.0	0	0	0	0	0	0	0	0	0	0	0	0	0	0	0	0	0	0	L	26-27
10/18	Falcons	P	5	2	3	0.0	0.0	0	0	0	0	0	0	0	0	0	0	0	0	0	0	0	0	0	0	L	23-40
11/01	at Packers	P	1	0	1	0.0	0.0	0	0	0	0	0	0	0	0	0	0	0	0	0	0	0	0	0	0	W	28-22
11/08	Lions	P	4	1	3	0.5	2.0	0	0	1	0	0	0	0	0	0	0	0	0	0	0	0	0	0	0	W	34-20
11/16	at Bears	P	3	3	0	0.0	0.0	0	0	0	0	0	0	0	0	0	0	0	0	0	0	0	0	0	0	W	19-13
11/22	Cowboys	P	2	1	1	0.0	0.0	0	0	0	0	0	0	0	0	0	0	0	0	0	0	0	0	0	0	L	28-31
11/29	Panthers	P	3	0	3	0.0	0.0	0	0	0	0	0	0	0	0	0	0	0	0	0	0	0	0	0	0	W	28-27
12/06	Jaguars	P	1	0	1	0.0	0.0	0	0	0	0	0	0	0	0	0	0	0	0	0	0	0	0	0	0	W	27-24+
12/13	at Buccaneers	P	1	0	1	0.0	0.0	0	0	1	0	0	0	0	0	0	0	0	0	0	0	0	0	0	0	L	14-26
12/20	Bears	P	3	2	1	0.0	0.0	0	0	0	0	0	0	0	0	0	0	0	0	0	0	0	0	0	0	L	27-33
12/25	at Saints	P	3	1	2	0.0	0.0	0	0	0	0	0	0	0	0	0	0	0	0	0	0	0	0	0	0	L	33-52
01/03	at Lions	P	0	0	0	0.0	0.0	0	0	0	0	0	0	0	0	0	0	0	0	0	0	0	0	0	0	W	37-35
2020 TOTALS			16-0	31	12	19	0.5	2.0	0	0	2	0	0	0	0	0	0	0	0	0	0	0	0	0	0	7-9	

+- Overtime

2019 GAME-BY-GAME REGULAR-SEASON STATISTICS (VIKINGS)

DATE	OPPONENT	P/S	TACKLES							INTERCEPTIONS				O. FUMB			ST			MISC		W/L	SCORE				
			TK	S	A	SK	YDS	TFL	YDS	QBH	NO	YDS	LG	TD	PD	FF	FR	TD	YDS	TK	S			A	FF	FR	S
09/08	Falcons																									W	28-12
09/15	at Packers																									L	16-21
09/22	Raiders																									W	34-14
09/29	at Bears																									L	6-16
10/06	at Giants																									W	28-10
10/13	Eagles																									W	38-20
10/20	at Lions																									W	42-30
10/24	Redskins																									W	19-9
11/03	at Chiefs																									L	23-26
11/10	at Cowboys	P	3	2	1	0.5	2.0	0	0	1	0	0	0	0	0	0	0	0	0	0	0	0	0	0	0	W	28-24
11/17	Broncos	P	2	0	2	0.0	0.0	0	0	0	0	0	0	0	0	0	0	0	0	0	0	0	0	0	0	W	27-23
12/02	at Seahawks	P	3	3	0	0.0	0.0	0	0	0	0	0	0	1	0	0	0	0	0	0	0	0	0	0	0	L	30-37
12/08	Lions	P	0	0	0	0.0	0.0	0	0	0	0	0	0	0	0	0	0	0	0	0	0	0	0	0	0	W	20-7
12/15	at Chargers	P	1	1	0	0.0	0.0	0	0	0	0	0	0	0	0	0	0	0	0	0	0	0	0	0	0	W	39-10
12/23	Packers	P	1	0	1	0.0	0.0	0	0	0	0	0	0	0	0	0	0	0	0	0	0	0	0	0	0	L	10-23
12/29	Bears	S	3	1	2	1.0	8.0	0	0	0	0	0	0	0	1	0	0	0	0	0	0	0	0	0	0	L	19-21
2019 TOTALS			7-1	13	7	6	1.5	10.0	0	0	1	0	0	0	0	1	1	0	0	0	0	0	0	0	0	10-6	

2019 GAME-BY-GAME POSTSEASON STATISTICS (VIKINGS)

DATE	OPPONENT	P/S	TACKLES							INTERCEPTIONS				O. FUMB			ST			MISC		W/L	SCORE				
			TK	S	A	SK	YDS	TFL	YDS	QBH	NO	YDS	LG	TD	PD	FF	FR	TD	YDS	TK	S			A	FF	FR	S
01/05	at Saints																									W	26-20+
01/11	at 49ers																									L	10-27
2019 TOTALS																										1-1	

+- Overtime



POS.	PLAYER	TKL.	AST.	TOTAL	TFL	SACKS/YDS.	PR	FR	FF	INT./YDS.	PD
LB	Myles Jack	61	43	104	3	0.0/0.0	1	0	0	0/0	3
S	Minkah Fitzpatrick	56	40	96	1	0.0/0.0	1	0	0	6/94	11
LB	Devin Bush	44	37	81	2	0.0/0.0	2	0	0	0/0	2
LB	Robert Spillane	50	27	77	4	1.0/0.0	2	0	0	0/0	4
DT	Cameron Heyward	39	35	74	14	10.5/72.5	23	1	1	0/0	4
S	Terrell Edmunds	41	29	70	3	2.0/18.0	2	0	0	0/0	5
LB	Alex Highsmith	38	25	63	12	14.5/118.0	20	0	5	0/0	1
CB	Levi Wallace	33	15	48	0	0.0/0.0	0	0	0	4/6	13
DT	Larry Ogunjobi	25	23	48	7	1.5/10.0	11	0	0	0/0	0
CB	Arthur Maulet	30	16	46	2	2.0/12.0	2	0	1	1/12	3
CB	Cameron Sutton	35	8	43	1	0.0/0.0	0	0	0	3/26	15
LB	T.J. Watt	27	12	39	8	5.5/37.5	12	0	1	2/0	5
DL	Chris Wormley	13	16	29	3	0.5/3.0	1	1	1	0/0	0
DT	Montravius Adams Sr.	12	14	26	1	0.0/0.0	0	0	0	0/0	1
QLB	Malik Reed	8	17	25	1	1.0/5.0	4	0	0	0/0	2
CB	Ahkello Witherspoon	17	3	20	0	0.0/0.0	0	0	0	1/0	2
DB	Tre Norwood	16	4	20	2	0.0/0.0	0	0	0	0/0	0
CB	James Pierre	16	4	20	0	0.0/0.0	0	0	0	1/0	4
S	Damontae Kazee	11	8	19	0	0.0/0.0	0	0	0	2/14	2
DE	DeMarvin Leal	8	6	14	1	0.0/0.0	0	0	0	0/0	3
DE	Tyson Alualu	5	8	13	0	0.5/3.0	2	0	0	0/0	1
LB	Mark Robinson	3	5	8	0	0.0/0.0	0	0	0	0/0	0
DT	Isaiah Loudermilk	4	3	7	1	0.0/0.0	0	0	0	0/0	0
LB	Jamir Jones	3	4	7	0	0.0/0.0	0	0	0	0/0	1
DB	Josh Jackson	5	1	6	0	0.0/0.0	0	1	0	0/0	0
S	Elijah Riley	2	1	3	0	0.0/0.0	0	0	0	0/0	0
LB	Ryan Anderson	1	0	1	1	0.0/0.0	0	0	0	0/0	0
DT	Carlos Davis	1	0	1	1	1.0/8.0	1	0	0	0/0	0
<b>STEELERS TOTALS</b>		<b>604</b>	<b>404</b>	<b>1,008</b>	<b>68</b>	<b>40.0/287.0</b>	<b>84</b>	<b>3</b>	<b>9</b>	<b>20/152</b>	<b>82</b>
<b>OPP. TOTALS</b>		<b>687</b>	<b>461</b>	<b>1,148</b>	<b>74</b>	<b>38.0/250.0</b>	<b>86</b>	<b>3</b>	<b>6</b>	<b>14/118</b>	<b>83</b>

Ast.=Assist, TFL=Tackle for a Loss, PR=Pressures, Int.=Interception, FR=Fumble Recovery, FF=Forced Fumble, PD=Pass Defense

2022 STEELERS SPECIAL TEAMS				DEFENSIVE STATS BY RANK															
POS.	PLAYER	TKL.	AST.	COMB.	SACKS			INTERCEPTIONS			TACKLES FOR LOSS			PASSES DEFENSED			PRESSURES		
					PLAYER	NO.	PLAYER	NO.	PLAYER	NO.	PLAYER	NO.	PLAYER	NO.	PLAYER	NO.	PLAYER	NO.	
CB	Maulet, Arthur	8	5	13	A. Highsmith	14.5	M. Fitzpatrick	6	C. Heyward	14	C. Sutton	15	C. Heyward	23					
LB	Allen, Marcus	8	4	12	C. Heyward	10.5	L. Wallace	4	A. Highsmith	12	L. Wallace	13	A. Highsmith	20					
WR	Boykin, Miles	9	1	10	T. Watt	5.5	C. Sutton	3	T. Watt	8	M. Fitzpatrick	11	T. Watt	12					
CB	Pierre, James	5	4	9	T. Edmunds	2.0	D. Kazee	2	L. Ogunjobi	7	T. Edmunds	5	L. Ogunjobi	11					
TE/FB	Heyward, Connor	3	6	9	A. Maulet	2.0	T. Watt	2	R. Spillane	4	T. Watt	5	M. Reed	4					
RB	Snell Jr., Benny	4	4	8	L. Ogunjobi	1.5	A. Maulet	1	T. Edmunds	3	C. Heyward	4	T. Alualu	2					
FB	Watt, Derek	3	1	4	C. Davis	1.0	J. Pierre	1	M. Jack	3	J. Pierre	4	D. Bush	2					
S	Killebrew, Miles	1	3	4	M. Reed	1.0	A. Witherspoon	1	C. Wormley	3	R. Spillane	4	T. Edmunds	2					
LB	Jones, Jamir	3	0	3	R. Spillane	1.0			D. Bush	2	M. Jack	3	A. Maulet	2					
RB	Warren, Jaylen	2	1	3	T. Norwood	0.5			A. Maulet	2	D. Leal	3	R. Spillane	2					
DB	Norwood, Tre	1	2	3	T. Alualu	0.5			T. Norwood	2	A. Maulet	3	C. Davis	1					
LB	Spillane, Robert	2	0	2					M. Adams Sr.	1	D. Bush	2	M. Fitzpatrick	1					
K	Wright, Matthew	2	0	2					R. Anderson	1	D. Kazee	2	M. Jack	1					
WR	Olszewski, Gunner	1	1	2					C. Davis	1	M. Reed	2	C. Wormley	1					
S	Riley, Elijah	1	1	2					M. Fitzpatrick	1	A. Witherspoon	2							
LS	Kuntz, Christian	1	0	1					D. Leal	1	M. Adams Sr.	1							
S	Kazee, Damontae	0	1	1					I. Loudermilk	1	T. Alualu	1							
LB	Robinson, Mark	0	1	1					M. Reed	1	A. Highsmith	1							
<b>TOTALS</b>				<b>54</b>	<b>35</b>	<b>89</b>					C. Sutton	1	J. Jones	1					

PLAYER	TACKLES	SOLO	ASSISTS	FOR FUMBLES	FUMBLE REC	BLKD FG	BLKD PAT	BLKD PUNT
Arthur Maulet	13	8	5	0	0	0	0	0
Marcus Allen	12	8	4	0	0	0	0	0
Miles Boykin	10	9	1	0	0	0	0	0
James Pierre	9	5	4	0	1	0	0	0
Connor Heyward	9	3	6	0	0	0	0	0
Benny Snell Jr.	8	4	4	0	0	0	0	0
Derek Watt	4	3	1	0	0	0	0	0
Miles Killebrew	4	1	3	0	0	0	0	0
Jamir Jones	3	3	0	0	0	0	0	0
Jaylen Warren	3	2	1	0	0	0	0	0
Tre Norwood	3	1	2	0	0	0	0	0
Robert Spillane	2	2	0	0	0	0	0	0
Matthew Wright	2	2	0	0	0	0	0	0
Gunner Olszewski	2	1	1	0	0	0	0	0
Elijah Riley	2	1	1	0	0	0	0	0
Christian Kuntz	1	1	0	0	0	0	0	0
Damontae Kazee	1	0	1	0	0	0	0	0
Mark Robinson	1	0	1	0	0	0	0	0
Minkah Fitzpatrick	0	0	0	0	0	0	1	0
DeMarvin Leal	0	0	0	0	0	1	0	0
Isaiah Loudermilk	0	0	0	0	0	1	0	0
Steven Sims	0	0	0	0	3	0	0	0
<b>2022 TOTALS</b>	<b>89</b>	<b>54</b>	<b>35</b>	<b>0</b>	<b>4</b>	<b>2</b>	<b>1</b>	<b>0</b>



OFFENSE																	
DATE	OPPONENT	WR	LT	LG	C	RG	RT	T	TE	RB	QB	WR	WR	TE	FB		
9/11	at Cincinnati	<u>G. Pickens</u>	D. Moore Jr.	K. Dotson	M. Cole	J. Daniels	C. Okorafor	--	P. Freiermuth	N. Harris	M. Trubisky	C. Claypool	D. Johnson	--	--		
9/18	New England	--	D. Moore Jr.	K. Dotson	M. Cole	J. Daniels	C. Okorafor	--	P. Freiermuth	N. Harris	M. Trubisky	C. Claypool	D. Johnson	Z. Gentry	--		
9/22	at Cleveland	--	D. Moore Jr.	K. Dotson	M. Cole	J. Daniels	C. Okorafor	--	P. Freiermuth	N. Harris	M. Trubisky	C. Claypool	D. Johnson	Z. Gentry	--		
10/2	N.Y. Jets	<u>G. Pickens</u>	D. Moore Jr.	K. Dotson	M. Cole	J. Daniels	C. Okorafor	--	P. Freiermuth	N. Harris	M. Trubisky	C. Claypool	D. Johnson	--	--		
10/9	at Buffalo	--	D. Moore Jr.	K. Dotson	M. Cole	J. Daniels	C. Okorafor	--	Z. Gentry	N. Harris	<u>K. Pickett</u>	C. Claypool	D. Johnson	--	D. Watt		
10/16	Tampa Bay	<u>G. Pickens</u>	D. Moore Jr.	K. Dotson	M. Cole	J. Daniels	C. Okorafor	--	Z. Gentry	N. Harris	<u>K. Pickett</u>	C. Claypool	D. Johnson	--	--		
10/23	at Miami	--	D. Moore Jr.	K. Dotson	M. Cole	J. Daniels	C. Okorafor	--	Z. Gentry	N. Harris	<u>K. Pickett</u>	C. Claypool	D. Johnson	--	D. Watt		
10/30	at Philadelphia	<u>G. Pickens</u>	D. Moore Jr.	K. Dotson	M. Cole	J. Daniels	C. Okorafor	--	Z. Gentry	N. Harris	<u>K. Pickett</u>	C. Claypool	D. Johnson	--	--		
11/13	New Orleans	<u>G. Pickens</u>	D. Moore Jr.	K. Dotson	M. Cole	J. Daniels	C. Okorafor	--	P. Freiermuth	N. Harris	<u>K. Pickett</u>	S. Sims	D. Johnson	--	--		
11/20	Cincinnati	<u>G. Pickens</u>	D. Moore Jr.	K. Dotson	M. Cole	J. Daniels	C. Okorafor	--	Z. Gentry	N. Harris	<u>K. Pickett</u>	--	D. Johnson	--	D. Watt		
11/28	at Indianapolis	C. White	D. Moore Jr.	K. Dotson	M. Cole	J. Daniels	C. Okorafor	--	Z. Gentry	N. Harris	<u>K. Pickett</u>	G. Olszewski	D. Johnson	--	--		
12/4	at Atlanta	<u>G. Pickens</u>	D. Moore Jr.	K. Dotson	M. Cole	J. Daniels	C. Okorafor	--	P. Freiermuth	N. Harris	<u>K. Pickett</u>	--	D. Johnson	--	Z. Gentry		
12/11	Baltimore	<u>G. Pickens</u>	D. Moore Jr.	K. Dotson	M. Cole	J. Daniels	C. Okorafor	--	P. Freiermuth	N. Harris	<u>K. Pickett</u>	--	D. Johnson	--	Z. Gentry		
12/18	at Carolina	<u>G. Pickens</u>	D. Moore Jr.	K. Dotson	M. Cole	J. Daniels	C. Okorafor	--	Z. Gentry	N. Harris	M. Trubisky	G. Olszewski	D. Johnson	--	--		
12/24	Las Vegas	<u>G. Pickens</u>	D. Moore Jr.	K. Dotson	M. Cole	J. Daniels	C. Okorafor	--	P. Freiermuth	N. Harris	<u>K. Pickett</u>	M. Boykin	D. Johnson	--	--		
1/1	at Baltimore	D. Johnson	D. Moore Jr.	K. Dotson	M. Cole	J. Daniels	C. Okorafor	--	Z. Gentry	N. Harris	<u>K. Pickett</u>	S. Sims	<u>G. Pickens</u>	--	--		
1/8	Cleveland	D. Johnson	D. Moore Jr.	K. Dotson	M. Cole	J. Daniels	C. Okorafor	T. Scott	Z. Gentry	N. Harris	<u>K. Pickett</u>	--	<u>G. Pickens</u>	--	--		

DEFENSE																	
DATE	OPPONENT	DE	DT	DE	NT	DL	LOLB	LILB	RILB	LCB	FS	SS	RCB	NICKEL	S		
9/11	at Cincinnati	--	C. Heyward	--	--	L. Ogunjobi	T. Watt	D. Bush	M. Jack	A. Highsmith	A. Witherspoon	M. Fitzpatrick	T. Edmunds	C. Sutton	T. Norwood	--	
9/18	New England	--	C. Heyward	--	T. Alualu	L. Ogunjobi	--	D. Bush	M. Jack	A. Highsmith	A. Witherspoon	M. Fitzpatrick	T. Edmunds	C. Sutton	A. Maullet	--	
9/22	at Cleveland	--	C. Heyward	--	T. Alualu	L. Ogunjobi	M. Reed	D. Bush	M. Jack	A. Highsmith	A. Witherspoon	M. Fitzpatrick	T. Edmunds	C. Sutton	--	--	
10/2	N.Y. Jets	--	C. Heyward	--	M. Adams Sr.	L. Ogunjobi	M. Reed	D. Bush	M. Jack	A. Highsmith	L. Wallace	M. Fitzpatrick	T. Edmunds	C. Sutton	--	--	
10/9	at Buffalo	--	C. Heyward	--	--	L. Ogunjobi	<u>D. Leal</u>	D. Bush	M. Jack	A. Highsmith	L. Wallace	M. Fitzpatrick	T. Norwood	C. Sutton	A. Maullet	--	
10/16	Tampa Bay	--	C. Heyward	--	I. Loudermilk	L. Ogunjobi	--	D. Bush	M. Jack	A. Highsmith	J. Pierre	T. Norwood	T. Edmunds	J. Jackson	A. Maullet	--	
10/23	at Miami	--	C. Heyward	--	I. Loudermilk	L. Ogunjobi	--	D. Bush	M. Jack	A. Highsmith	L. Wallace	M. Fitzpatrick	T. Edmunds	J. Pierre	A. Maullet	--	
10/30	at Philadelphia	--	C. Heyward	--	I. Loudermilk	C. Wormley	--	D. Bush	M. Jack	A. Highsmith	A. Witherspoon	M. Fitzpatrick	T. Edmunds	C. Sutton	A. Maullet	--	
11/13	New Orleans	--	C. Heyward	--	M. Adams Sr.	L. Ogunjobi	T. Watt	D. Bush	R. Spillane	A. Highsmith	L. Wallace	D. Kazez	T. Edmunds	C. Sutton	--	--	
11/20	Cincinnati	--	C. Heyward	--	--	L. Ogunjobi	T. Watt	D. Bush	M. Jack	A. Highsmith	L. Wallace	M. Fitzpatrick	T. Edmunds	C. Sutton	A. Maullet	--	
11/28	at Indianapolis	--	C. Heyward	--	M. Adams Sr.	L. Ogunjobi	T. Watt	D. Bush	M. Jack	A. Highsmith	L. Wallace	M. Fitzpatrick	T. Edmunds	C. Sutton	A. Maullet	--	
12/4	at Atlanta	--	C. Heyward	--	M. Adams Sr.	L. Ogunjobi	T. Watt	D. Bush	M. Jack	A. Highsmith	--	M. Fitzpatrick	T. Edmunds	C. Sutton	D. Kazez	--	
12/11	Baltimore	--	C. Heyward	--	M. Adams Sr.	L. Ogunjobi	T. Watt	D. Bush	M. Jack	A. Highsmith	--	M. Fitzpatrick	T. Edmunds	C. Sutton	--	D. Kazez	
12/18	at Carolina	--	C. Heyward	--	M. Adams Sr.	L. Ogunjobi	T. Watt	D. Bush	R. Spillane	A. Highsmith	L. Wallace	M. Fitzpatrick	T. Edmunds	C. Sutton	--	--	
12/24	Las Vegas	--	C. Heyward	--	M. Adams Sr.	L. Ogunjobi	T. Watt	R. Spillane	M. Jack	A. Highsmith	L. Wallace	M. Fitzpatrick	D. Kazez	C. Sutton	--	--	
1/1	at Baltimore	L. Ogunjobi	C. Heyward	<u>D. Leal</u>	M. Adams Sr.	--	T. Watt	R. Spillane	M. Robinson	A. Highsmith	--	M. Fitzpatrick	T. Edmunds	C. Sutton	--	--	
1/8	Cleveland	L. Ogunjobi	C. Heyward	--	M. Adams Sr.	--	T. Watt	R. Spillane	M. Robinson	A. Highsmith	L. Wallace	M. Fitzpatrick	T. Edmunds	C. Sutton	--	--	

Rookies underlined.



INDIVIDUAL SINGLE-GAME HIGHS		OPPONENT	DATE	OPPONENT SINGLE-GAME HIGHS		DATE
<b>RUSHING</b>						
<b>Rushing Yards</b>	111	Najee Harris	at Ravens	01/01	120	J.K. Dobbins vs. Ravens 12/11
<b>Rushing Attempts</b>	24	Najee Harris	at Panthers	12/18	27	Joe Mixon at Bengals 09/11
<b>Rushing Average</b>	6.4	Kenny Pickett	vs. Saints	11/13	8.7	Miles Sanders at Eagles 10/30
<b>Rushing Touchdowns</b>	2	Najee Harris	vs. Bengals	11/20	1	J.K. Dobbins vs. Ravens 12/11
		Kenny Pickett	vs. Jets	10/02		Jonathan Taylor at Colts 11/28
						Miles Sanders at Eagles 10/30
						James Cook at Bills 10/09
						Breece Hall vs. Jets 10/02
						Nick Chubb at Browns 09/22
						Damien Harris vs. Patriots 09/18
<b>RECEIVING</b>						
<b>Pass Receptions</b>	10	Diontae Johnson	at Panthers	12/18	10	Ja'Marr Chase at Bengals 09/11
<b>Receiving Yards</b>	102	George Pickens	vs. Jets	10/02	171	Gabe Davis at Bills 10/09
<b>Touchdown Receptions</b>	1	George Pickens	vs. Browns	01/08	3	Samaje Perine vs. Bengals 11/20
		Najee Harris	at Ravens	01/01		A.J. Brown at Eagles 10/30
		George Pickens	vs. Raiders	12/24		
		Pat Freiermuth	vs. Ravens	12/11		
		Connor Heyward	at Falcons	12/04		
		George Pickens	vs. Bengals	11/20		
		Derek Watt	at Eagles	10/30		
		George Pickens	at Dolphins	10/23		
		Chase Claypool	vs. Buccaneers	10/16		
		Najee Harris	vs. Buccaneers	10/16		
		Pat Freiermuth	vs. Patriots	09/18		
		Najee Harris	at Bengals	09/11		
<b>PASSING</b>						
<b>Passes Attempted</b>	52	Kenny Pickett	at Bills	10/09	53	Joe Burrow at Bengals 09/11
<b>Passes Completed</b>	34	Kenny Pickett	at Bills	10/09	33	Joe Burrow at Bengals 09/11
<b>Completion Percentage</b>	77.2	Mitch Trubisky	at Panthers	12/18	67.8	Jalen Hurts at Eagles 10/30
<b>Passing Yards</b>	327	Kenny Pickett	at Bills	10/09	424	Josh Allen at Bills 10/09
<b>Yards Per Attempt</b>	12.0	Mitch Trubisky	vs. Buccaneers	10/16	13.7	Josh Allen at Bills 10/09
<b>Touchdown Passes</b>	1	Kenny Pickett	vs. Browns	01/08	4	Joe Burrow vs. Bengals 11/20
		Kenny Pickett	at Ravens	01/01		Jalen Hurts at Eagles 10/30
		Kenny Pickett	vs. Raiders	12/24		Josh Allen at Bills 10/09
		Mitch Trubisky	vs. Ravens	12/11		
		Kenny Pickett	at Falcons	12/04		
		Kenny Pickett	vs. Bengals	11/20		
		Chase Claypool	at Eagles	10/30		
		Kenny Pickett	at Dolphins	10/23		
		Kenny Pickett	vs. Buccaneers	10/16		
		Mitch Trubisky	vs. Buccaneers	10/16		
		Mitch Trubisky	vs. Patriots	09/18		
		Mitch Trubisky	at Bengals	09/11		
<b>Interceptions Thrown</b>	3	Mitch Trubisky	vs. Ravens	12/11	4	Joe Burrow at Bengals 09/11
		Kenny Pickett	at Dolphins	10/23		
		Kenny Pickett	vs. Jets	10/02		
<b>PUNT RETURNS</b>						
<b>Punt Returns</b>	3	Steven Sims	vs. Browns	01/08	5	Trent Taylor at Bengals 09/11
		Steven Sims	at Colts	11/28		
		Gunner Olszewski	at Dolphins	10/23		
		Steven Sims	vs. Buccaneers	10/16		
		Gunner Olszewski	vs. Jets	10/02		
<b>Punt Return Yards</b>	23	Steven Sims	vs. Buccaneers	10/16	31	Trent Taylor at Bengals 09/11
<b>KICKOFF RETURNS</b>						
<b>Kickoff Returns</b>	7	Steven Sims	vs. Bengals	11/20	5	Jerome Ford vs. Browns 01/08
						Trayveon Williams vs. Bengals 11/20
<b>Kickoff Return Yards</b>	154	Steven Sims	vs. Bengals	11/20	124	Trayveon Williams vs. Bengals 11/20
<b>PUNTS</b>						
<b>Punts</b>	8	Pressley Harvin III	at Bengals	09/11	6	Thomas Morstead at Dolphins 10/23
<b>Punts Inside the 20</b>	2	Pressley Harvin III	at Colts	11/28	4	Thomas Morstead at Dolphins 10/23
		Pressley Harvin III	vs. Bengals	11/20		
		Pressley Harvin III	vs. Saints	11/13		
		Pressley Harvin III	at Dolphins	10/23		
		Pressley Harvin III	vs. Buccaneers	10/16		
		Pressley Harvin III	vs. Jets	10/02		
<b>Punting Average</b>	51.5	Pressley Harvin III	vs. Patriots	09/18	55.0	Sam Martin at Bills 10/09
<b>INTERCEPTIONS</b>						
<b>Interceptions Made</b>	1	Damontae Kazee	vs. Browns	01/08	2	Lamarcus Joyner vs. Jets 10/02
		Levi Wallace	vs. Browns	01/08		
		Minkah Fitzpatrick	at Ravens	01/01		
		Minkah Fitzpatrick	vs. Raiders	12/24		
		Arthur Maullet	vs. Raiders	12/24		
		Cameron Sutton	vs. Raiders	12/24		
		Minkah Fitzpatrick	at Falcons	12/04		
		James Pierre	at Colts	11/28		
		Levi Wallace	vs. Bengals	11/20		
		T.J. Watt	vs. Bengals	11/20		
		Damontae Kazee	vs. Saints	11/13		
		Levi Wallace	vs. Saints	11/13		
		Levi Wallace	at Bills	10/09		
		Minkah Fitzpatrick	vs. Jets	10/02		
		Cameron Sutton	vs. Jets	10/02		
		Minkah Fitzpatrick	vs. Patriots	09/18		
		Minkah Fitzpatrick	at Bengals	09/11		
		Cameron Sutton	at Bengals	09/11		
		T.J. Watt	at Bengals	09/11		
		Ahkello Witherspoon	at Bengals	09/11		
<b>INT Return Yards</b>	34				33	

TACKLES									
Tackles	14	Minkah Fitzpatrick	at Bengals	09/11	15	Rashaan Evans	at Falcons	12/04	
Sacks	3.0	Alex Highsmith	at Bengals	09/11	2.0	Yannick Ngakoue	at Colts	11/28	
						Trey Hendrickson	vs. Bengals	11/20	
						Javon Hargrave	at Eagles	10/30	
SCORING									
Touchdowns	2	Najee Harris	vs. Bengals	11/20	3	Samaje Perine	vs. Bengals	11/20	
		Kenny Pickett	vs. Jets	10/02		A.J. Brown	at Eagles	10/30	
Field Goals Attempted	4	Chris Boswell	at Ravens	01/01	4	Ryan Succop	vs. Buccaneers	10/16	
		Chris Boswell	vs. Raiders	12/24					
		Matthew Wright	at Falcons	12/04					
		Matthew Wright	vs. Saints	11/13					
		Chris Boswell	at Bengals	09/11					
Field Goals Made	4	Matthew Wright	at Falcons	12/04	4	Ryan Succop	vs. Buccaneers	10/16	
MISC. YARDS									
Yards From Scrimmage	123	Najee Harris	at Ravens	01/01	171	Gabe Davis	at Bills	10/09	
Combined Net Yards	170	Steven Sims	vs. Bengals	11/20	171	Gabe Davis	at Bills	10/09	
LONGEST PLAYS									
			OPPONENT	DATE			OPPONENT	INDIVIDUAL LONGEST PLAYS	DATE
RUSHING									
Run From Scrimmage	36	Najee Harris	vs. Saints	11/13	44	J.K. Dobbins	vs. Ravens	12/11	
Touchdown Run	19	Najee Harris	vs. Bengals	11/20	24	James Cook	at Bills	10/09	
RECEIVING									
Pass Reception	57	Pat Freiermuth	at Falcons	12/04	98	Gabe Davis	at Bills	10/09	
Touchdown Reception	31	George Pickens	vs. Browns	01/08	98	Gabe Davis	at Bills	10/09	
PASSING									
Passing Long	57	Kenny Pickett	at Falcons	12/04	98	Josh Allen	at Bills	10/09	
Touchdown Pass Long	31	Kenny Pickett	vs. Browns	01/08	98	Josh Allen	at Bills	10/09	
RETURNS									
Longest Opponent's Fumble Return					10	Avonte Maddox	at Eagles	10/30	
Punt Return	24	Steven Sims	vs. Buccaneers	10/16	16	Myles Bryant	vs. Patriots	09/18	
Kickoff Return	89	Steven Sims	vs. Buccaneers	10/16	89	Dallis Flowers	at Colts	11/28	
Interception Return	34	Minkah Fitzpatrick	vs. Jets	10/02	33	Jevon Holland	at Dolphins	10/23	
Longest INT Return for TD	31	Minkah Fitzpatrick	at Bengals	09/11					
KICKING									
Punt	69	Pressley Harvin III	at Bills	10/09	65	Drue Chrisman	vs. Bengals	11/20	
		Pressley Harvin III	vs. Patriots	09/18					
Field Goal	59	Chris Boswell	vs. Jets	10/02	59	Evan McPherson	at Bengals	09/11	
Field Goal Attempt	59	Chris Boswell	vs. Jets	10/02	59	Chase McLaughlin	at Colts	11/28	
						Evan McPherson	at Bengals	09/11	

100-YARD PASS RECEIVERS							
DATE	OPPONENT	PLAYER	REC.	YDS.	AVG.	LG	TD
10/2	vs. Jets	George Pickens	6	102	17.0	27	0

100-YARD RUSHERS							
DATE	OPPONENT	PLAYER	ATT.	YDS.	AVG.	LG	TD
1/1	at Ravens	Najee Harris	22	111	5.0	15	0

300-YARD PASSERS							
DATE	OPPONENT	PLAYER	ATT.	YDS.	COMP.	LG	TD
10/9	at Bills	Kenny Pickett	52	327	34	29	0

## 2022 OPPONENTS BIG YARDAGE GAMES

100-YARD PASS RECEIVERS							
DATE	OPPONENT	PLAYER	REC.	YDS.	AVG.	LG	TD
9/11	at Bengals	Ja'Marr Chase	10	129	12.9	24	1
9/18	vs. Patriots	Nelson Agholor	6	110	18.3	44T	1
9/22	at Browns	Amari Cooper	7	101	14.4	32	1
10/9	at Bills	Gabe Davis	3	171	57.0	98T	2
10/9	at Bills	Stefon Diggs	8	102	12.8	41	1
10/30	at Eagles	A.J. Brown	6	156	26.0	43	3
11/20	vs. Bengals	Tee Higgins	9	148	16.4	33	0
1/1	at Ravens	Mark Andrews	9	100	11.1	19	0

100-YARD RUSHERS							
DATE	OPPONENT	PLAYER	ATT.	YDS.	AVG.	LG	TD
9/22	at Browns	Nick Chubb	23	113	4.9	36	1
12/11	vs. Ravens	J.K. Dobbins	15	120	8.0	44	1

300-YARD PASSERS							
DATE	OPPONENT	PLAYER	ATT.	YDS.	COMP.	LG	TD
9/11	at Bengals	Joe Burrow	53	338	33	24	2
10/9	at Bills	Josh Allen	31	424	20	98T	4
11/20	vs. Bengals	Joe Burrow	39	355	24	33	4

DATE	OPPONENT	QTR	STEELERS PLAYER	YDS.	DOWN	RESULT	QTR	OPP. PLAYER	YDS.	DOWN	RESULT	
09/11	at Cincinnati	1	M. Trubisky -> P. Freiermuth	31	1-10-CIN 34	Field Goal	2	J. Burrow -> J. Chase	21	1-10-CIN 35	Field Goal	
		2	M. Trubisky -> Z. Gentry	32	1-10-CIN 41	Touchdown	3	J. Burrow -> J. Chase	24	2-14-PIT 28	Touchdown	
		5	M. Trubisky -> D. Johnson	25	1-10-PIT 20	Missed FG	4	J. Burrow -> T. Boyd	22	2-8-CIN 38	Interception	
		5	M. Trubisky -> P. Freiermuth	26	3-1-PIT 29	Field Goal	5	J. Burrow -> H. Hurst	20	3-3-PIT 33	Missed FG	
09/18	New England	2	M. Trubisky -> G. Pickens	23	1-10-PIT 25	End Half	2	M. Jones -> J. Meyers	24	3-26-NE 18	Punt	
							2	<b>M. Jones -&gt; N. Agholor</b>	<b>44T</b>	3-3-PIT 44	Touchdown	
							3	M. Jones -> N. Agholor	25	1-10-NE 17	Field Goal	
09/22	at Cleveland	1	M. Trubisky -> G. Pickens	36	2-3-PIT 46	Touchdown	3	J. Brissett -> A. Cooper	28	2-9-CLE 15	Field Goal	
		2	M. Trubisky -> C. Claypool	20	1-10-PIT 37	End Half	4	J. Brissett -> A. Cooper	32	3-1-CLE 29	Touchdown	
		4	M. Trubisky -> P. Freiermuth	26	1-10-PIT 33	Field Goal						
10/02	N.Y. Jets	2	M. Trubisky -> G. Pickens	26	2-16-PIT 19	Field Goal	1	Z. Wilson -> E. Moore	20	3-7-NYJ 33	Touchdown	
		2	M. Trubisky -> P. Freiermuth	24	1-10-PIT 15	Punt	2	Z. Wilson -> E. Moore	28	2-7-PIT 44	Touchdown	
		4	K. Pickett -> G. Pickens	26	3-3-PIT 43	Interception	2	Z. Wilson -> T. Conklin	26	2-10-NYJ 9	Punt	
		4	K. Pickett -> G. Pickens	27	1-10-PIT 25	Interception	4	Z. Wilson -> G. Wilson	35	3-8-NYJ 23	Touchdown	
						4	Z. Wilson -> C. Davis	22	4-7-PIT 39	Touchdown		
10/09	at Buffalo	2	K. Pickett -> G. Pickens	29	3-5-BUF 49	Missed FG	1	<b>J. Allen -&gt; G. Davis</b>	<b>98T</b>	3-10-BUF 2	Touchdown	
		3	K. Pickett -> D. Johnson	23	1-10-PIT 25	Downs	1	J. Allen -> K. Shakir	31	2-10-BUF 35	Field Goal	
		3	K. Pickett -> C. Claypool	20	3-8-PIT 42	Missed FG	1	J. Allen -> I. Hodgins	26	3-4-BUF 8	Interception	
							2	J. Allen -> Q. Morris	26	3-11-BUF 33	Interception	
							2	<b>J. Allen -&gt; G. Davis</b>	<b>62T</b>	1-10-BUF 38	Touchdown	
							2	J. Allen -> K. Shakir	20	2-7-BUF 26	Touchdown	
					2	<b>J. Allen -&gt; K. Shakir</b>	<b>24T</b>	3-5-PIT 24	Touchdown			
					4	J. Allen -> S. Diggs	41	1-10-BUF 35	Touchdown			
10/16	Tampa Bay	4	M. Trubisky -> C. Heyward	45	3-6-PIT 44	Touchdown	1	T. Brady -> M. Evans	20	2-10-TB 41	Field Goal	
		4	M. Trubisky -> C. Claypool	26	3-11-PIT 36	End Game	1	T. Brady -> C. Godwin	22	2-15-TB 41	Field Goal	
							3	T. Brady -> C. Godwin	28	2-7-TB 42	Field Goal	
10/23	at Miami	2	K. Pickett -> G. Pickens	30	2-14-PIT 10	Touchdown	1	T. Tagovailoa -> J. Waddle	20	2-19-MIA 20	Touchdown	
		4	K. Pickett -> P. Freiermuth	21	4-6-PIT 32	Interception	1	T. Tagovailoa -> J. Waddle	25	2-9-MIA 40	Field Goal	
							2	T. Tagovailoa -> T. Sherfield	32	1-10-MIA 15	Field Goal	
							2	T. Tagovailoa -> T. Hill	21	3-6-PIT 49	Field Goal	
							3	T. Tagovailoa -> J. Waddle	25	3-2-MIA 36	Downs	
10/30	at Philadelphia	1	K. Pickett -> P. Freiermuth	21	2-7-PHI 39	Touchdown	1	<b>J. Hurts -&gt; A. Brown</b>	<b>39T</b>	2-10-PIT 39	Touchdown	
		3	K. Pickett -> C. Claypool	25	1-20-PIT 27	Field Goal	2	<b>J. Hurts -&gt; A. Brown</b>	<b>27T</b>	3-8-PIT 27	Touchdown	
							2	<b>J. Hurts -&gt; A. Brown</b>	<b>29T</b>	1-10-PIT 29	Touchdown	
							3	<b>J. Hurts -&gt; Z. Pascal</b>	<b>34T</b>	1-10-PIT 34	Touchdown	
							4	J. Hurts -> A. Brown	43	1-10-PHI 46	Touchdown	
							4	G. Minshew -> Z. Pascal	23	3-3-PHI 19	End Game	
11/13	New Orleans	3	K. Pickett -> D. Johnson	36	1-10-PIT 44	Field Goal	NONE					
		4	K. Pickett -> J. Warren	26	2-8-NO 42	Touchdown						
11/20	Cincinnati	1	K. Pickett -> G. Pickens	22	2-5-PIT 40	Field Goal	1	J. Burrow -> H. Hurst	21	1-10-CIN 43	Field Goal	
		2	<b>K. Pickett -&gt; G. Pickens</b>	<b>24T</b>	3-9-CIN 24	Touchdown	1	J. Burrow -> J. Mixon	24	2-9-CIN 46	Touchdown	
		2	K. Pickett -> P. Freiermuth	27	1-10-CIN 41	Field Goal	1	<b>J. Burrow -&gt; S. Perine</b>	<b>29T</b>	2-9-PIT 29	Touchdown	
		4	K. Pickett -> G. Pickens	33	3-4-PIT 28	Punt	2	J. Burrow -> T. Higgins	24	3-4-CIN 14	Touchdown	
		4	K. Pickett -> G. Olszewski	31	1-10-CIN 40	Touchdown	3	J. Burrow -> T. Higgins	33	2-2-PIT 39	Touchdown	
					4	J. Burrow -> T. Boyd	27	1-10-CIN 7	Touchdown			
					4	J. Burrow -> T. Irwin	32	1-10-CIN 34	Touchdown			
11/28	at Indianapolis	2	K. Pickett -> G. Pickens	35	1-10-PIT 21	Touchdown	3	M. Ryan -> J. Woods	28	3-6-PIT 35	Touchdown	
							4	M. Ryan -> M. Pittman Jr.	28	1-10-IND 7	Downs	
12/04	at Atlanta	2	K. Pickett -> P. Freiermuth	57	3-4-PIT 31	Touchdown	2	M. Mariota -> D. London	37	1-10-ATL 25	Field Goal	
		2	K. Pickett -> D. Johnson	20	1-10-PIT 25	Field Goal						
12/11	Baltimore	1	M. Trubisky -> G. Pickens	42	1-10-BAL 49	Touchdown	1	T. Huntley -> D. Robinson	23	1-10-BAL 49	Field Goal	
		2	M. Trubisky -> G. Pickens	25	1-10-PIT 36	Interception	2	T. Huntley -> D. Jackson	25	3-7-BAL 32	Field Goal	
		4	M. Trubisky -> D. Johnson	37	2-10-PIT 25	Touchdown						
12/18	at Carolina	2	M. Trubisky -> G. Pickens	38	3-4-PIT 44	Touchdown	1	S. Darnold -> T. Marshall Jr.	40	3-13-PIT 47	Touchdown	
							3	S. Darnold -> C. Hubbard	45	2-12-CAR 23	Field Goal	
							4	S. Darnold -> S. Smith	24	1-10-CAR 45	Field Goal	
							4	S. Darnold -> D. Moore	26	3-7-CAR 40	Field Goal	
12/24	Las Vegas	3	K. Pickett -> G. Pickens	25	3-5-PIT 40	Interception	2	D. Carr -> D. Waller	34	3-10-LV 44	Field Goal	
01/01	at Baltimore	4	K. Pickett -> D. Johnson	21	3-4-BAL 36	Field Goal	NONE					
		4	K. Pickett -> P. Freiermuth	20	1-10-PIT 30	Touchdown						
		4	K. Pickett -> S. Sims	28	1-10-50	Touchdown						
01/08	Cleveland	1	K. Pickett -> D. Johnson	32	3-8-CLE 34	Fumble	1	D. Watson -> D. Peoples-Jones	38	1-10-CLE 6	Punt	
		2	K. Pickett -> Z. Gentry	23	1-10-PIT 25	Touchdown	4	D. Watson -> A. Cooper	36	1-10-50	Touchdown	
		2	<b>K. Pickett -&gt; G. Pickens</b>	<b>31T</b>	3-15-CLE 31	Touchdown						
		2	K. Pickett -> G. Pickens	24	2-10-PIT 44	Field Goal						
		4	K. Pickett -> C. Heyward	27	3-8-CLE 41	Touchdown						
<b>TOTALS</b>			<b>44</b>	<b>-1,246 (28.3), 2 TDS</b>				<b>55</b>	<b>-1,661 (30.2), 9 TDS</b>			

DATE	OPPONENT	QTR	STEELERS PLAYER	YDS.	DOWN	RESULT	QTR	OPP. PLAYER	YDS.	DOWN	RESULT
09/11	at Cincinnati	2	Chase Claypool	15	2-7-PIT 44	Touchdown	2	Joe Mixon	31	4-1-PIT 35	Field Goal
		4	Najee Harris	11	1-10-PIT 23	Punt	4	Joe Burrow	23	1-10-CIN 48	Downs
		5	Chase Claypool	12	1-10-PIT 45	Missed FG					
09/18	New England	3	Gunner Olszewski	18	2-10-PIT 39	Touchdown	4	Damien Harris	16	1-10-PIT 43	End Game
09/22	at Cleveland	1	Najee Harris	10	1-10-CLE 48	Missed FG	1	Nick Chubb	13	2-9-CLE 26	Punt
		2	Jaylen Warren	10	2-6-CLE 44	Touchdown	1	Nick Chubb	36	1-10-PIT 48	Touchdown
		2	Chase Claypool	11	2-9-CLE 26	Touchdown	2	Kareem Hunt	11	2-7-50	Downs
		2	Najee Harris	10	1-10-CLE 15	Touchdown	4	Nick Chubb	16	1-10-PIT 39	Touchdown
10/02	N.Y. Jets	2	Jaylen Warren	14	2-7-PIT 48	Field Goal	2	Breece Hall	16	2-10-PIT 44	Interception
		2	Najee Harris	13	1-10-NYJ 38	Field Goal	4	Breece Hall	16	1-10-PIT 17	Touchdown
		3	Najee Harris	16	1-10-PIT 32	Touchdown					
10/09	at Buffalo	3	Kenny Pickett	10	2-10-BUF 24	Missed FG	1	Josh Allen	16	1-10-PIT 34	Field Goal
		4	Jaylen Warren	10	2-9-PIT 36	Downs	2	Devin Singletary	23	1-10-BUF 47	Touchdown
		4	Jaylen Warren	12	2-2-PIT 40	Downs	3	Josh Allen	21	3-4-BUF 45	Fumble
							4	<b>James Cook</b>	<b>24T</b>	1-10-PIT 24	Touchdown
10/16	Tampa Bay	1	Kenny Pickett	10	3-11-TB 21	Touchdown	1	Leonard Fournette	13	1-10-TB 28	Field Goal
		2	Najee Harris	14	2-4-PIT 25	Field Goal					
10/23	at Miami	2	Kenny Pickett	16	3-12-MIA 38	Touchdown	1	Raheem Mostert	12	1-10-PIT 35	Field Goal
		2	Najee Harris	12	1-10-MIA 22	Touchdown	1	Raheem Mostert	11	1-10-PIT 23	Field Goal
		3	Najee Harris	16	1-10-PIT 18	Punt	4	Raheem Mostert	12	2-1-MIA 24	Punt
10/30	at Philadelphia	1	Jaylen Warren	12	2-13-PIT 44	Touchdown	3	Miles Sanders	21	2-10-PHI 25	Touchdown
		1	Kenny Pickett	11	1-10-PHI 18	Touchdown	3	Miles Sanders	10	1-10-PIT 44	Touchdown
		2	Steven Sims	10	1-20-PIT 25	Field Goal	3	Miles Sanders	14	3-24-PHI 39	Punt
		3	Jaylen Warren	10	2-5-PHI 27	Field Goal	4	<b>Miles Sanders</b>	<b>11T</b>	1-10-PIT 11	Touchdown
		3	Najee Harris	18	1-10-PIT 24	Fumble					
		4	Steven Sims	11	2-9-PHI 47	Fumble					
11/13	New Orleans	1	Najee Harris	36	2-3-PIT 44	Field Goal	2	Alvin Kamara	14	1-10-NO 34	Field Goal
		2	Kenny Pickett	12	1-10-PIT 29	End Half					
		3	Kenny Pickett	23	1-10-PIT 15	Missed FG					
		3	George Pickens	22	1-10-NO 43	Missed FG					
11/20	Cincinnati	3	Najee Harris	10	1-10-PIT 34	Field Goal					
		4	Jaylen Warren	21	3-8-PIT 39	End Game					
		2	Kenny Pickett	14	3-3-CIN 33	Touchdown		NONE			
		2	<b>Najee Harris</b>	<b>19T</b>	2-10-CIN 19	Touchdown					
11/28	at Indianapolis	4	Najee Harris	13	1-10-CIN 47	Punt					
		1	Anthony McFarland Jr.	14	2-10-50	Field Goal	2	Jonathan Taylor	10	1-10-IND 25	Field Goal
		2	Jr.	16	1-10-IND 49	Field Goal	3	Jonathan Taylor	13	1-10-IND 43	Fumble
		4	Benny Snell Jr.	13	2-1-IND 37	Touchdown	4	Matt Ryan	14	2-17-PIT 40	Downs
12/04	at Atlanta	1	Steven Sims	10	2-7-PIT 31	Field Goal	2	Tyler Allgeier	20	1-10-ATL 26	Field Goal
		2	Najee Harris	13	2-4-ATL 40	Field Goal	3	Cordarrelle Patterson	11	1-10-ATL 41	Touchdown
		3	Najee Harris	14	1-10-PIT 45	Field Goal	3	Patterson	22	1-10-PIT 48	Touchdown
12/11	Baltimore										
		1	Kenny Pickett	13	2-7-PIT 26	Punt	1	J.K. Dobbins	44	1-10-PIT 48	Touchdown
		2					2	Gus Edwards	16	1-10-BAL 41	Downs
		2					2	Tyler Huntley	11	2-16-PIT 49	Downs
12/18	at Carolina										
		3					3	J.K. Dobbins	11	2-7-BAL 4	Punt
		4					4	J.K. Dobbins	14	1-10-PIT 46	Field Goal
12/24	Las Vegas	1	Najee Harris	10	2-7-PIT 48	Touchdown					
		3	Steven Sims	22	3-1-PIT 40	Touchdown					
12/24	Las Vegas	1	Najee Harris	14	1-10-PIT 25	Missed FG	1	Josh Jacobs	11	1-10-PIT 49	Touchdown
		2	Jaylen Warren	13	2-6-PIT 48	Field Goal	2	Josh Jacobs	10	2-1-LV 34	Field Goal
		4	Connor Heyward	21	2-10-PIT 19	End Game					
01/01	at Baltimore	1	Jaylen Warren	31	2-9-BAL 44	Field Goal	1	Tyler Huntley	10	2-10-BAL 37	Field Goal
		3	Najee Harris	15	2-10-PIT 25	Field Goal	1	J.K. Dobbins	15	1-10-PIT 32	Field Goal
		4	Najee Harris	15	1-10-PIT 15	Field Goal	2	J.K. Dobbins	17	1-15-BAL 33	Touchdown
							2	J.K. Dobbins	12	1-10-PIT 39	Touchdown
							3	J.K. Dobbins	22	1-10-BAL 25	Punt
01/08	Cleveland	1	Steven Sims	16	2-10-PIT 29	Punt	1	Nick Chubb	11	1-10-CLE 5	Punt
		3	Jaylen Warren	22	2-5-PIT 30	Field Goal	2	Nick Chubb	12	3-1-PIT 22	Touchdown
		3	Najee Harris	11	1-10-CLE 25	Touchdown	3	Deshawn Watson	21	3-10-CLE 20	Interception
							4	Nick Chubb	15	1-10-CLE 23	Touchdown
					4	Nick Chubb	11	2-9-CLE 39	Touchdown		
<b>TOTALS</b>			<b>53 - 784 (14.8), 1 TDS</b>				<b>45 - 733 (16.3), 2 TDS</b>				

DATE	OPPONENT	RUSHES			RECEPTIONS				RETURNS				
		GAIN	PLAYER	QTR	RESULT	GAIN	PLAYER	QTR	RESULT	GAIN	PLAYER	QTR	RESULT
09/11	at Cincinnati	15	Chase Claypool	2	TD	31	Pat Freiermuth	1	FG	31t	Minkah Fitzpatrick (INT)	1	INT
		11	Najee Harris	4	Punt	32	Zach Gentry	2	TD				
		12	Chase Claypool	5	Miss FG	25	Diontae Johnson	5	Miss FG				
09/18	New England	18	Gunner Olszewski	3	TD	23	George Pickens	2	Half				
09/22	at Cleveland	10	Najee Harris	1	Miss FG	36	George Pickens	1	TD				
		10	Jaylen Warren	2'	TD	20	Chase Claypool	2	Half				
		11	Chase Claypool	2'	TD	26	Pat Freiermuth	4	FG				
		10	Najee Harris	2	TD								
10/02	N.Y. Jets	14	Jaylen Warren	2'	FG	26	George Pickens	2	FG	34	Minkah Fitzpatrick (INT)	3	INT
		13	Najee Harris	2'	FG	24	Pat Freiermuth	2	Punt				
		16	Najee Harris	3	TD	26	George Pickens	4	INT				
10/09	at Buffalo	10	Kenny Pickett	3	Miss FG	29	George Pickens	2	Miss FG				
		10	Jaylen Warren	4	Downs	23	Diontae Johnson	3	Downs				
		12	Jaylen Warren	4	Downs	20	Chase Claypool	3	Miss FG				
10/16	Tampa Bay	10	Kenny Pickett	1	TD	45	Connor Heyward	4	TD	89	Steven Sims (KR)	3	FG
		14	Najee Harris	2	FG	26	Chase Claypool	4	Game				
10/23	at Miami	16	Kenny Pickett	2'	TD	30	George Pickens	2	TD				
		12	Najee Harris	2'	TD	21	Pat Freiermuth	4	INT				
		16	Najee Harris	3	Punt								
10/30	at Philadelphia	12	Jaylen Warren	1'	TD	21	Pat Freiermuth	1	TD				
		11	Kenny Pickett	1'	TD	25	Chase Claypool	3	FG				
		10	Steven Sims	2	FG								
		10	Jaylen Warren	3	FG								
		18	Najee Harris	3'	Fumble								
		11	Steven Sims	4'	Fumble								
19	Jaylen Warren	4	INT										
11/13	New Orleans	36	Najee Harris	1	FG	36	Diontae Johnson	3	FG				
		12	Kenny Pickett	2	Half	26	Jaylen Warren	4	TD				
		23	Kenny Pickett	3'	Miss FG								
		22	George Pickens	3'	Miss FG								
		10	Najee Harris	3	FG								
		21	Jaylen Warren	4	Game								
11/20	Cincinnati	14	Kenny Pickett	2'	TD	22	George Pickens	1	FG	37	Steven Sims (KR)	1	TD
		19t	Najee Harris	2'	TD	24t	George Pickens	2	TD				
		13	Najee Harris	4	Punt	27	Pat Freiermuth	2	FG				
						33	George Pickens	4	Punt				
								31	Gunner Olszewski	4	TD		
11/28	at Indianapolis	14	Anthony McFarland Jr.	1	FG	35	George Pickens	2	TD				
		16	Benny Snell Jr.	2	FG								
		13	Benny Snell Jr.	4	TD								
12/04	at Atlanta	10	Steven Sims	1'	FG	57	Pat Freiermuth	2	TD				
		13	Najee Harris	2'	FG	20	Diontae Johnson	2	FG				
		14	Najee Harris	3	FG								
12/11	Baltimore	13	Kenny Pickett	1	Punt	42	George Pickens	1	TD				
						25	George Pickens	2	INT				
						37	Diontae Johnson	4	TD				
12/18	at Carolina	10	Najee Harris	1	TD	38	George Pickens	2	TD				
		22	Steven Sims	3	TD								
12/24	Las Vegas	14	Najee Harris	1	Miss FG	25	George Pickens	3	INT				
		13	Jaylen Warren	2	FG								
		21	Connor Heyward	4	Game								
01/01	at Baltimore	31	Jaylen Warren	1	FG	21	Diontae Johnson	4	FG				
		15	Najee Harris	3	FG	20	Pat Freiermuth	4'	TD				
		15	Najee Harris	4	FG	28	Steven Sims	4'	TD				
01/08	Cleveland	16	Steven Sims	1	Punt	32	Diontae Johnson	1	Fumble				
		22	Jaylen Warren	3	FG	23	Zach Gentry	2'	TD				
		11	Najee Harris	3	TD	31t	George Pickens	2'	TD				
						24	George Pickens	2	FG				
						27	Connor Heyward	4	TD				

\* - result within the same drive



DATE	OPPONENT	RUSHES				RECEPTIONS				RETURNS			
		GAIN	PLAYER	QTR	RESULT	GAIN	PLAYER	QTR	RESULT	GAI N	PLAYER	QTR	RESULT
09/11	at Cincinnati	31	Joe Mixon	2	FG	21	Ja'Marr Chase	2	FG				
		23	Joe Burrow	4	Downs	24	Ja'Marr Chase	3	TD				
						22	Tyler Boyd	4	INT				
						20	Hayden Hurst	5	Miss FG				
09/18	New England	16	Damien Harris	4	Game	24	Jakobi Meyers	2	Punt	37	Kyle Dugger (KR)	2	Punt
09/22	at Cleveland	13	Nick Chubb	1	Punt	28	Amari Cooper	3	FG				
		36	Nick Chubb	1	TD	32	Amari Cooper	4	TD				
		11	Kareem Hunt	2	Downs								
		16	Nick Chubb	4	TD								
10/02	N.Y. Jets	16	Breece Hall	2	INT	20	Elijah Moore	1'	TD				
		16	Breece Hall	4	TD	28	Elijah Moore	2'	TD				
						26	Tyler Conklin	2	Punt				
						35	Garrett Wilson	4'	TD				
						22	Corey Davis	4	TD				
10/09	at Buffalo	16	Josh Allen	1	FG	98t	Gabe Davis	1	TD	34	Khalil Shakir (KR)	1	FG
		23	Devin Singletary	2	TD	31	Khalil Shakir	1	FG				
		21	Josh Allen	3	Fumble	26	Isaiah Hodgins	2'	INT				
		24t	James Cook	4	TD	26	Quintin Morris	2'	INT				
						62t	Gabe Davis	2	TD				
						20	Khalil Shakir	2'	TD				
						24t	Khalil Shakir	2'	TD				
						41	Stefon Diggs	4	TD				
10/16	Tampa Bay	13	Leonard Fournette	1	FG	20	Mike Evans	1	FG				
10/23	at Miami	12	Raheem Mostert	1'	FG	20	Jaylen Waddle	1	TD	33	Jevon Holland (INT)	4	INT
		11	Raheem Mostert	1'	FG	25	Jaylen Waddle	1	FG				
		12	Raheem Mostert	4	Punt	32	Trent Sherfield	2'	FG				
						21	Tyreek Hill	2'	FG				
						25	Jaylen Waddle	3	Downs				
10/30	at Philadelphia	21	Miles Sanders	3'	TD	39t	A.J. Brown	1	TD				
		10	Miles Sanders	3'	TD	27t	A.J. Brown	2	TD				
		14	Miles Sanders	3	Punt	29t	A.J. Brown	2	TD				
		11t	Miles Sanders	4	TD	34t	Zach Pascal	3	TD				
						43	A.J. Brown	4	TD				
						23	Zach Pascal	4	Game				
11/13	New Orleans	14	Alvin Kamara	2	FG					31	Rashid Shaheed (KR)	2	Punt
11/20	Cincinnati					21	Hayden Hurst	1	FG	42	Trayveon Williams (KR)	3	FG
						24	Joe Mixon	1'	TD				
						29t	Samaje Perine	1	TD				
						24	Tee Higgins	2	TD				
						33	Tee Higgins	3	TD				
						27	Tyler Boyd	4'	TD				
						32	Trenton Irwin	4	TD				
11/28	at Indianapolis	10	Jonathan Taylor	2	FG	28	Jelani Woods	3	TD	33	Isaiah Rodgers Sr. (KR)	1	INT
		13	Jonathan Taylor	3	Fumble	28	Michael Pittman Jr.	4	Downs	45	Isaiah Rodgers Sr. (KR)	2	Miss FG
		14	Matt Ryan	4	Downs					89	Dallis Flowers (KR)	3	TD
12/04	at Atlanta	20	Tyler Allgeier	2	FG	37	Drake London	2	FG				
12/11	Baltimore	44	J.K. Dobbins	1	TD	23	Demarcus Robinson	1	FG				
		16	Gus Edwards	2'	Downs	25	DeSean Jackson	2	FG				
		11	Tyler Huntley	2'	Downs								
		11	J.K. Dobbins	3	Punt								
		14	J.K. Dobbins	4	FG								
12/18	at Carolina					40	Terrace Marshall Jr.	1	TD	37	Raheem Blackshear (KR)	4	FG
						45	Chuba Hubbard	3	FG				
						24	Shi Smith	4	FG				
						26	DJ Moore	4	FG				
12/24	Las Vegas	11	Josh Jacobs	1	TD	34	Darren Waller	2	FG				
01/01	at Baltimore	10	Tyler Huntley	1'	FG					56	Justice Hill (KR)	4	Punt
		15	J.K. Dobbins	1'	FG								
		17	J.K. Dobbins	2'	TD								
		12	J.K. Dobbins	2'	TD								
		22	J.K. Dobbins	3	Punt								
01/08	Cleveland	11	Nick Chubb	1	Punt	38	Donovan Peoples-Jones	1	Punt	35	Jerome Ford (KR)	2	INT
		12	Nick Chubb	2	TD	36	Amari Cooper	4	TD				
		21	Deshawn Watson	3	INT								
		15	Nick Chubb	4'	TD								
		11	Nick Chubb	4	TD								

\* - result within the same drive

DATE	OPPONENT	QTR	RETURN	STEELERS PLAYER	YDS.	DOWN	RESULT	QTR	RETURN	OPP. PLAYER	YDS.	DOWN	RESULT
09/11	at Cincinnati	1	INT	Minkah Fitzpatrick	31T	PIT 35	Field Goal	3	Punt	Trent Taylor	10	PIT 46	Touchdown
		4	Punt	Gunner Olszewski	20	CIN 45	Field Goal						
09/18	New England			NONE				2	KO	Kyle Dugger	37	PIT 20	Punt
								2	Punt	Myles Bryant	16	NE 26	Touchdown
09/22	at Cleveland			NONE						NONE			
10/02	N.Y. Jets	2	INT	Cameron Sutton	26	PIT 30	Field Goal			NONE			
		3	INT	Minkah Fitzpatrick	34	NYJ 4	Touchdown						
		3	Punt	Gunner Olszewski	10	PIT 18	Touchdown						
10/09	at Buffalo			NONE				1	KO	Khalil Shakir	34	BUF 35	Punt
10/16	Tampa Bay	3	KO	Steven Sims	89	PIT 35	Field Goal			NONE			
		3	Punt	Steven Sims	24	PIT 48	Punt						
10/23	at Miami	4	Punt	Gunner Olszewski	10	PIT 23	Punt	4	INT	Jevon Holland	33	PIT 49	Punt
10/30	at Philadelphia	2	Punt	Steven Sims	10	PIT 22	Punt	4	FUM	Avonte Maddox	10	PHI 46	Touchdown
11/13	New Orleans			NONE				2	KO	Rashid Shaheed	31	PIT 11	Punt
11/20	Cincinnati	1	Punt	Steven Sims	10	PIT 5	Punt	1	Punt	Trent Taylor	11	CIN 43	Field Goal
		2	KO	Steven Sims	37	PIT 35	Touchdown	3	KO	Trayveon Williams	42	CIN 35	Punt
11/28	at Indianapolis	1	Punt	Steven Sims	18	PIT 39	Field Goal	1	KO	Isaiah Rodgers Sr.	33	IND 38	Punt
								3	KO	Isaiah Rodgers Sr.	45	PIT 35	Touchdown
								3	KO	Dallis Flowers	89	IND 35	Punt
12/04	at Atlanta			NONE						NONE			
12/11	Baltimore			NONE						NONE			
12/18	at Carolina			NONE				1	KO	Raheem Blackshear	37	50	End Game
12/24	Las Vegas			NONE				3	INT	Denzel Perryman	24	PIT 47	Interception
								3	Punt	Hunter Renfrow	13	LV 29	Punt
01/01	at Baltimore			NONE				4	KO	Justice Hill	56	PIT 8	Punt
01/08	Cleveland	1	Punt	Steven Sims	12	PIT 33	Fumble	2	KO	Jerome Ford	35	PIT 44	Field Goal
<b>TOTALS</b>		<b>13</b>	<b>- 331 (25.5), 1 TDS</b>					<b>17</b>	<b>- 556 (32.7), 0 TDS</b>				

WEEK 1: STEELERS 23, BENGALS 20														SEPTEMBER 11, 2022													
STEELERS														BENGALS													
#	RECD	LOST	POSS	OBTAINED	BEGAN	PLAYS	YDS	PEN	NET	1ST	ENDED	GIVEN UP		#	RECD	LOST	POSS	OBTAINED	BEGAN	PLAYS	YDS	PEN	NET	1ST	ENDED	GIVEN UP	
1	15:00	13:31	1:29	Kickoff	PIT 25	3	9	0	9	0	PIT 34	Punt	1	13:31	12:43	0:48	Punt	CIN 22	2	-5	0	-5	0	CIN 17	Interception		
2	07:17	05:47	1:30	Kickoff	PIT 25	3	0	0	5	0	PIT 30	Punt	2	12:43	07:17	5:26	Kickoff	CIN 25	10	34	0	34	3	PIT 41	Field Goal		
3	04:22	02:25	1:57	Fumble	CIN 34	5	32	0	32	1	CIN 12	Field Goal	3	05:47	04:22	1:25	Punt	CIN 35	3	1	-2	-1	1	CIN 43	Fumble		
4	13:06	08:46	4:22	Interception	PIT 41	7	57	2	59	4	CIN 1	Touchdown	4	02:25	13:08	1:17	Kickoff	CIN 25	9	36	0	36	3	PIT 39	Interception		
5	05:24	04:01	1:23	Interception	PIT 8	3	6	0	6	0	PIT 14	Punt	5	08:46	05:24	3:22	Kickoff	CIN 25	6	32	0	32	2	PIT 43	Interception		
6	00:14	00:00	0:14	Kickoff	PIT 25	1	-1	0	-1	0	PIT 25	End Half	6	04:01	00:14	3:47	Punt	CIN 35	9	62	-5	57	2	PIT 8	Field Goal		
7	12:57	10:25	2:32	Punt	PIT 9	6	7	0	7	1	PIT 16	Punt	7	15:00	12:57	2:03	Kickoff	CIN 25	3	8	0	8	0	CIN 23	Punt		
8	04:41	00:21	4:20	Kickoff	PIT 25	6	23	10	13	1	PIT 38	Punt	8	10:25	04:41	5:44	Punt	PIT 46	9	46	0	46	4	PIT 2	Touchdown		
9	13:21	11:13	2:08	Punt	CIN 45	4	15	0	15	1	CIN 30	Field Goal	9	00:21	13:21	2:00	Punt	CIN 9	3	6	0	6	0	CIN 15	Punt		
10	08:16	06:05	2:11	Interception	PIT 23	4	17	0	17	1	PIT 40	Punt	10	11:13	08:16	2:57	Punt	CIN 25	8	39	0	39	2	PIT 36	Punt		
11	01:51	01:27	0:24	Downs	PIT 17	3	2	0	2	0	PIT 19	Punt	11	06:05	01:51	4:14	Punt	CIN 30	12	62	6	68	5	PIT 2	Downs		
12	00:02	00:00	0:02	Kickoff	PIT 20	0	0	0	0	0		End Half	12	01:27	00:02	1:25	Punt	CIN 40	9	49	11	60	5	PIT 6	Touchdown		
13	10:00	08:21	1:39	Kickoff	PIT 25	3	7	0	7	0	PIT 32	Punt	13	08:21	03:33	4:48	Punt	CIN 25	9	52	12	64	1	PIT 11	Missed FG		
14	03:33	02:22	1:11	Missed FG	PIT 20	6	43	0	43	2	CIN 37	Missed FG	14	02:22	00:56	1:26	Punt	Missed FG	CIN 45	5	5	0	5	1		Punt	
15	00:56	00:00	0:56	Punt	PIT 20	8	45	0	45	2	CIN 35	Field Goal															

WEEK 2: STEELERS 14, PATRIOTS 17														SEPTEMBER 18, 2022													
STEELERS														PATRIOTS													
#	RECD	LOST	POSS	OBTAINED	BEGAN	PLAYS	YDS	PEN	NET	1ST	ENDED	GIVEN UP		#	RECD	LOST	POSS	OBTAINED	BEGAN	PLAYS	YDS	PEN	NET	1ST	ENDED	GIVEN UP	
1	15:00	13:27	1:33	Kickoff	PIT 25	3	6	0	6	0	PIT 31	Punt	1	13:27	06:42	6:45	Punt	NE 20	13	76	-5	71	4	PIT 9	Field Goal		
2	06:42	01:38	5:04	Kickoff	PIT 25	9	33	0	33	3	NE 42	Interception	2	01:38	00:42	0:56	Interception	NE 39	3	5	0	5	0	NE 44	Interception		
3	02:40	08:35	7:07	Interception	PIT 34	16	53	-5	48	4	NE 18	Field Goal	3	08:35	06:25	2:10	Kickoff	NE 34	3	28	-20	8	0	NE 42	Touchdown		
4	06:25	03:08	3:17	Punt	PIT 20	6	20	-5	15	1	PIT 35	Punt	4	03:08	00:22	2:46	Punt	NE 26	74	0	74	3	PIT 44	Touchdown			
5	00:22	00:00	0:22	Kickoff	PIT 25	4	19	0	19	1	PIT 44	End Half	5	15:00	09:17	5:43	Kickoff	NE 25	11	46	-5	41	3	PIT 34	Missed FG		
6	09:17	05:44	3:33	Missed FG	PIT 42	4	75	0	25	2	NE 33	Field Goal	6	05:44	03:58	1:46	Kickoff	NE 17	4	31	-5	26	1	NE 43	Punt		
7	02:47	14:58	2:49	Kickoff	PIT 25	9	25	0	25	5	NE 8	Touchdown	7	03:58	02:47	1:11	Muffed Punt	PIT 10	3	10	0	10	1	PIT 2	Touchdown		
8	10:49	09:40	1:09	Punt	PIT 11	3	4	0	4	0	PIT 15	Punt	8	14:58	10:49	4:09	Kickoff	NE 28	7	42	-10	32	2	PIT 40	Punt		
9	08:03	06:33	1:30	Punt	PIT 20	3	8	0	8	0	PIT 28	Punt	9	09:40	08:03	1:37	Punt		3	8	0	8	0	PIT 42	Punt		
10	06:33	00:00	6:33										10	06:33	00:00	6:33	Punt	NE 30	13	56	-10	46	4	PIT 21	End Game		

WEEK 3: STEELERS 17, BROWNS 29														SEPTEMBER 22, 2022													
STEELERS														BROWNS													
#	RECD	LOST	POSS	OBTAINED	BEGAN	PLAYS	YDS	PEN	NET	1ST	ENDED	GIVEN UP		#	RECD	LOST	POSS	OBTAINED	BEGAN	PLAYS	YDS	PEN	NET	1ST	ENDED	GIVEN UP	
1	13:00	11:04	1:56	Punt	PIT 20	4	18	0	18	1	PIT 38	Punt	1	15:00	13:00	2:00	Kickoff	CLE 25	5	14	0	14	1	CLE 39	Punt		
2	08:37	05:55	2:42	Punt	CLE 48	5	16	0	16	1	CLE 32	Missed FG	2	11:04	08:37	2:27	Punt	CLE 23	3	-5	0	0	0	CLE 23	Punt		
3	02:54	14:55	2:59	Kickoff	PIT 25	7	75	0	75	4	CLE 5	Touchdown	3	05:55	02:54	3:01	Missed FG	CLE 40	7	60	0	60	3	PIT 11	Touchdown		
4	08:58	03:00	5:08	Kickoff	PIT 25	10	70	5	75	6	CLE 1	Touchdown	4	14:55	08:58	5:57	Kickoff	CLE 12	12	79	0	79	6	PIT 7	Touchdown		
5	00:30	00:00	0:30	Downs	PIT 32	4	20	5	25	2	CLE 43	End Half	5	03:00	00:00	3:00	Kickoff	CLE 21	9	57	0	57	3	PIT 31	Downs		
6	15:00	09:33	5:27	Kickoff	PIT 16	10	43	-5	38	3	CLE 46	Punt	6	09:33	02:31	7:02	Punt	CLE 14	14	80	-10	70	4	PIT 16	Field Goal		
7	02:31	01:04	1:27	Kickoff	PIT 25	3	7	0	7	0	PIT 32	Punt	7	01:04	09:29	6:35	Punt	CLE 20	11	80	0	80	4	PIT 1	Touchdown		
8	09:29	08:32	0:57	Kickoff	PIT 25	3	0	-5	-5	0	PIT 20	Punt	8	08:32	05:29	3:03	Punt	CLE 39	5	9	0	9	1	CLE 48	Punt		
9	05:29	04:18	1:11	Punt	PIT 6	3	4	0	4	0	PIT 10	Punt	9	04:18	03:13	1:05	Punt	CLE 49	3	-7	0	-7	0	CLE 42	Punt		
10	03:13	01:48	1:25	Punt	PIT 20	7	59	4	63	3	CLE 17	Field Goal	10	01:48	00:09	1:39	Kickoff	PIT 46	3	9	0	9	0	PIT 37	Punt		
11	00:09	00:00	0:09	Punt	PIT 4	1	-2	0	-2	0	PIT 4	Fumble															

WEEK 4: STEELERS 20, JETS 24														OCTOBER 2, 2022													
STEELERS														JETS													
#	RECD	LOST	POSS	OBTAINED	BEGAN	PLAYS	YDS	PEN	NET	1ST	ENDED	GIVEN UP		#	RECD	LOST	POSS	OBTAINED	BEGAN	PLAYS	YDS	PEN	NET	1ST	ENDED	GIVEN UP	
1	15:00	09:57	5:03	Kickoff	PIT 25	8	35	-5	30	2	NYJ 45	Punt	1	09:57	07:41	2:16	Punt	NYJ 9	3	9	0	9	0	NYJ 18	Punt		
2	07:41	07:35	0:06	Punt	PIT 23	1	0	0	0	0	PIT 23	Interception	2	07:35	04:03	3:32	Interception	PIT 36	7	16	0	16	1	PIT 20	Field Goal		
3	04:03	02:05	1:58	Kickoff	PIT 25	3	9	0	9	0	PIT 34	Punt	3	02:05	12:37	4:28	Punt	NYJ 30	9	70	0	70	4	PIT 2	Touchdown		
4	12:37	08:30	4:07	Kickoff	PIT 25	10	52	-10	42	3	NYJ 33	Field Goal	4	08:30	07:33	0:57	Kickoff	NYJ 40	3	2	0	2	0	NYJ 42	Punt		
5	07:33	05:22	2:11	Punt	PIT 15	4	21	-5	16	1	PIT 31	Punt	5	05:22	03:43	1:39	Punt	NYJ 9	5	22	0	22	1	NYJ 31	Punt		
6	03:43	02:32	1:11	Punt	PIT 34	3	-1	-5	-15	0	PIT 19	Punt	6	02:32	00:20	2:12	Punt	NYJ 46	7	20	0	20	2	PIT 29	Interception		
7	00:20	00:00	0:20	Interception	PIT 30	3	14	15	29	2	NYJ 41	Field Goal	7	15:00	13:53	1:07	Kickoff	NYJ 25	3	1	0	1	0	NYJ 26	Punt		
8	13:53	10:59	2:54	Punt	PIT 22	6	14	15	29	2	NYJ 49	Interception	8	10:59	08:45	2:14	Interception	NYJ 11	4	19	0	19	1	NYJ 30	Interception		
9	08:45	07:18	1:27	Interception	NYJ 4	3	4	0	4	0	NYJ 1	Touchdown	9	07:18	05:07	2:11	Kickoff	NYJ 25	6	28	-5	23	1	NYJ 48	Punt		
10	05:07	13:36	6:31	Punt	PIT 18	12	87	-5	82	6	NYJ 2	Touchdown	10	13:36	07:31	6:05	Kickoff	NYJ 19	11	91	-10	81	4	PIT 3	Touchdown		
11	07:31	03:34	3:57	Kickoff	PIT 25	7	39	0	39	2	NYJ 36	Interception	11	03:34	00:16	3:18	Interception	NYJ 35	10	70	-5	65	5	PIT 2	Touchdown		
12	00:16	00:00	0:16	Kickoff	PIT 25	2	27	0	27	1	NYJ 48	Interception															

WEEK 5: STEELERS 3, BILLS 38														OCTOBER 9, 2022													
STEELERS														BILLS													
#	RECD	LOST	POSS	OBTAINED	BEGAN	PLAYS	YDS	PEN	NET	1ST	ENDED	GIVEN UP		#	RECD	LOST	POSS	OBTAINED	BEGAN	PLAYS	YDS	PEN	NET	1ST	ENDED	GIVEN UP	
1	11:56	05:38	6:18	Missed FG	PIT 25	12	50	0	50	4	BUF 11	Field Goal	1	15:00	13:56	1:04	Kickoff	BUF 2	3	98	0	98	1	BUF 2	Touchdown		
2	02:41	00:34	2:07	Kickoff	PIT 25	3	14	-10	4	0	PIT 29	Punt	2	13:56	11:56	2:00	Muffed Kickoff	PIT 21	4	0	-10	-10	0	PIT 31	Missed FG		
3	11:25	09:39	1:46	Interception	PIT 20	3	8	0	8	0	PIT 28	Punt	3	05:38	02:41	2:57	Kickoff	BUF 35	7	48	0	48	2	PIT 17	Field Goal		
4	09:29	07:53	1:36	Kickoff	PIT 25	3	2	0	2	0	PIT 27	Punt	4	00:34	11:25	4:09	Punt	BUF 2	9	78	-1	77	3	PIT 21	Interception		
5	07:20	03:39	3:41	Kickoff	PIT 25	9	60	0	60	3	BUF 15	Missed FG	5	09:39	09:29	0:10	Punt	BUF 31	6	62	1	61	3	BUF 38	Touchdown		
6																											

WEEK 6: STEELERS 20, BUCCANEERS 18													OCTOBER 16, 2022												
STEELERS													BUCCANEERS												
#	RECD	LOST	POSS	OBTAINED	BEGAN	PLAYS	YDS	PEN	NET	1ST	ENDED	GIVEN UP	#	RECD	LOST	POSS	OBTAINED	BEGAN	PLAYS	YDS	PEN	NET	1ST	ENDED	GIVEN UP
1	14:02	07:38	6:24	Punt	PIT 34	11	56	10	66	5	TB 6	Touchdown	1	15:00	14:02	0:58	Kickoff	TB 25	3	1	0	1	0	TB 26	Touchdown
2	02:50	01:25	1:25	Kickoff	PIT 13	3	-9	0	-9	0	PIT 4	Punt	2	07:38	02:50	4:48	Kickoff	TB 28	12	55	5	60	4	PIT 12	Field Goal
3	11:01	04:07	6:54	Kickoff	PIT 19	12	54	-10	44	3	TB 37	Field Goal	3	01:25	11:01	5:24	Punt	TB 46	11	50	-5	45	4	PIT 9	Field Goal
4	02:42	02:02	0:40	Punt	PIT 26	3	2	0	2	0	PIT 28	Punt	4	04:07	02:42	1:25	Kickoff	TB 25	3	8	0	8	0	TB 33	Punt
5	00:46	00:23	0:23	Punt	PIT 14	3	1	0	1	0	PIT 15	Punt	5	02:02	00:46	1:16	Punt	TB 25	5	9	0	9	1	TB 34	Punt
6	15:00	13:55	1:05	Kickoff	TB 12	4	5	0	5	0	TB 7	Field Goal	6	00:23	00:23	0:00	Touchdown	TB 49	4	15	0	15	1	PIT 36	Field Goal
7	07:24	04:14	3:10	Kickoff	PIT 25	6	26	-10	16	1	PIT 41	Punt	7	13:55	07:24	6:31	Kickoff	TB 25	14	64	5	69	5	PIT 6	Field Goal
8	02:07	00:30	1:37	Punt	PIT 48	3	5	0	5	0	TB 47	Punt	8	04:14	02:07	2:07	Punt	TB 15	3	16	-7	9	0	TB 24	Punt
9	13:38	09:55	3:43	Punt	PIT 29	8	71	0	71	3	TB 6	Touchdown	9	00:30	13:38	1:52	Touchdown	TB 17	3	8	0	8	0	TB 25	Punt
10	04:38	00:00	4:38	Kickoff	PIT 25	10	46	0	46	3	TB 27	End Game	10	09:55	04:38	5:17	Kickoff	TB 27	14	78	-5	73	5	PIT 11	Touchdown

WEEK 7: STEELERS 10, DOLPHINS 16													OCTOBER 23, 2022												
STEELERS													DOLPHINS												
#	RECD	LOST	POSS	OBTAINED	BEGAN	PLAYS	YDS	PEN	NET	1ST	ENDED	GIVEN UP	#	RECD	LOST	POSS	OBTAINED	BEGAN	PLAYS	YDS	PEN	NET	1ST	ENDED	GIVEN UP
1	10:45	09:31	1:14	Kickoff	PIT 25	3	7	0	7	0	PIT 32	Punt	1	15:00	10:45	4:15	Kickoff	MIA 29	9	76	-5	71	5	PIT 8	Touchdown
2	05:32	04:39	0:53	Kickoff	PIT 25	2	6	0	6	0	PIT 31	Interception	2	09:31	05:32	3:59	Punt	MIA 35	8	50	0	59	3	PIT 6	Field Goal
3	02:27	11:44	5:43	Kickoff	PIT 25	12	48	0	48	3	MIA 7	Field Goal	3	04:39	02:27	2:12	Interception	MIA 47	7	30	0	30	2	PIT 23	Field Goal
4	09:19	01:50	7:29	Punt	PIT 14	13	96	-10	86	6	MIA 7	Touchdown	4	11:44	09:19	2:25	Kickoff	MIA 25	6	15	0	15	1	MIA 40	Punt
5	00:02	00:00	0:02	Kickoff		0	0	0	0	0		End Half	5	01:50	00:02	1:48	Kickoff	MIA 15	8	66	-10	56	2	PIT 29	Field Goal
6	15:00	12:48	2:12	Kickoff	PIT 27	3	-2	0	-2	0	PIT 25	Punt	6	12:48	08:37	4:11	Punt	MIA 28	8	58	0	58	2	PIT 14	Downs
7	08:37	06:18	2:19	Downs	PIT 15	5	21	0	21	1	PIT 36	Punt	7	06:18	12:48	1:30	Punt	MIA 21	3	3	0	3	0	MIA 24	Punt
8	04:48	01:57	2:51	Punt	PIT 39	3	10	-5	0	0	PIT 22	Punt	8	01:57	00:37	1:20	Punt	MIA 20	3	9	0	9	0	MIA 29	Touchdown
9	00:37	13:54	13:43	Punt	PIT 18	4	25	0	25	1	PIT 43	Punt	9	13:54	11:53	2:01	Punt	MIA 12	4	22	0	22	1	MIA 34	Punt
10	11:53	10:15	1:38	Punt	PIT 23	3	6	0	6	0	PIT 29	Punt	10	10:15	07:56	2:19	Punt	MIA 15	5	28	0	28	1	MIA 43	Punt
11	07:56	02:57	4:59	Punt	PIT 18	10	62	-10	52	5	MIA 30	Interception	11	02:57	02:31	0:26	Interception	PIT 49	3	7	0	7	0	PIT 42	Punt
12	02:31	00:18	2:13	Punt	PIT 13	10	62	0	62	3	MIA 25	Interception	12	00:18	00:00	0:18	Interception	MIA 20	1	-1	0	-1	0	MIA 20	End Game

WEEK 8: STEELERS 13, EAGLES 35													OCTOBER 30, 2022												
STEELERS													EAGLES												
#	RECD	LOST	POSS	OBTAINED	BEGAN	PLAYS	YDS	PEN	NET	1ST	ENDED	GIVEN UP	#	RECD	LOST	POSS	OBTAINED	BEGAN	PLAYS	YDS	PEN	NET	1ST	ENDED	GIVEN UP
1	15:00	13:09	1:51	Kickoff	PIT 25	3	-7	0	-7	0	PIT 18	Punt	1	13:09	09:23	3:46	Punt	PHI 32	9	68	0	68	3	PIT 39	Touchdown
2	09:23	01:57	7:26	Kickoff	PIT 25	13	84	-9	75	6	PHI 1	Touchdown	2	01:57	12:48	4:09	Kickoff	PIT 21	11	74	5	79	4	PIT 27	Touchdown
3	12:48	10:02	2:46	Kickoff	PIT 17	3	6	-5	1	0	PIT 18	Punt	3	10:02	07:47	2:15	Punt	PHI 39	3	0	0	0	0	PHI 39	Punt
4	07:47	07:22	0:25	Punt	PIT 33	3	0	0	0	0	PIT 22	Punt	4	07:22	06:13	1:09	Punt	MIA 40	23	60	0	60	3	PIT 29	Touchdown
5	06:13	01:02	5:11	Kickoff	PIT 35	12	55	-10	45	3	PHI 20	Field Goal	5	01:02	00:25	0:37	Kickoff	PHI 35	4	-1	0	-1	0	PHI 34	Punt
6	00:25	00:00	0:25	Punt	PIT 22	2	-9	0	-9	0	PIT 24	End Half	6	15:00	12:53	2:07	Kickoff	PHI 25	5	75	0	75	4	PIT 34	Touchdown
7	12:53	05:55	6:58	Kickoff	PIT 25	15	74	-10	64	4	PHI 11	Field Goal	7	05:55	01:47	4:08	Kickoff	PHI 40	6	28	-15	13	1	PIT 47	Punt
8	01:47	13:30	8:17	Punt	PIT 1	8	49	14	63	4	PHI 36	Fumble	8	13:30	12:45	0:55	Fumble	PHI 46	2	54	0	54	2	PIT 11	Touchdown
9	12:35	09:24	3:11	Kickoff	PIT 25	7	19	5	24	2	PIT 49	Punt	9	09:24	07:06	2:18	Punt	PHI 10	3	2	-5	-3	0	PIT 7	Punt
10	07:06	04:18	2:48	Punt	PIT 49	6	31	0	31	2	PHI 20	Interception	10	04:18	00:00	4:18	Interception	PIT 12	7	41	0	41	2	PIT 46	End Game

WEEK 10: STEELERS 20, SAINTS 10													NOVEMBER 13, 2022												
STEELERS													SAINTS												
#	RECD	LOST	POSS	OBTAINED	BEGAN	PLAYS	YDS	PEN	NET	1ST	ENDED	GIVEN UP	#	RECD	LOST	POSS	OBTAINED	BEGAN	PLAYS	YDS	PEN	NET	1ST	ENDED	GIVEN UP
1	15:00	13:04	1:56	Kickoff	PIT 25	6	21	0	21	1	PIT 46	Punt	1	13:04	10:59	2:05	Punt	NO 9	3	4	-4	0	0	NO 9	Punt
2	10:59	05:06	5:53	Punt	PIT 43	12	46	-11	57	5	NO 1	Touchdown	2	05:06	02:11	2:55	Kickoff	NO 10	5	28	0	28	1	NO 38	Punt
3	02:11	14:17	2:54	Punt	PIT 20	8	50	15	65	2	NO 15	Field Goal	3	14:17	12:38	1:39	Kickoff	NO 28	14	15	0	15	1	NO 43	Punt
4	12:38	10:44	1:54	Punt	PIT 11	3	7	0	7	0	PIT 18	Punt	4	10:44	06:40	4:04	Punt	NO 34	9	40	0	40	3	PIT 26	Field Goal
5	06:40	01:53	4:47	Kickoff	PIT 25	9	26	5	31	3	NO 44	Punt	5	01:53	00:29	1:34	Punt	NO 29	6	56	15	71	4	PIT 15	Touchdown
6	00:19	00:00	0:19	Kickoff	PIT 29	2	5	0	5	1	PIT 41	End Half	6	15:00	13:34	1:26	Kickoff	NO 35	3	3	-10	-2	0	NO 33	Punt
7	13:34	08:55	4:39	Punt	PIT 15	10	59	5	64	4	NO 21	Missed FG	7	08:55	05:05	3:50	Missed FG	NO 29	6	16	-11	1	0	NO 40	Punt
8	05:05	13:43	6:22	Kickoff	PIT 2	11	78	5	83	5	NO 15	Field Goal	8	13:43	12:16	1:27	Kickoff	NO 25	3	5	0	5	0	NO 30	Interception
9	12:16	08:38	3:38	Punt	NO 44	8	40	4	44	4	NO 1	Touchdown	9	08:38	07:44	0:54	Kickoff	NO 28	4	9	0	9	0	NO 34	Interception
10	07:44	05:33	2:11	Downs	NO 34	4	4	0	4	0	NO 30	Missed FG	10	05:33	04:23	1:10	Missed FG	NO 38	3	1	0	1	0	NO 39	Interception
11	04:23	00:00	4:23	Interception	PIT 26	10	43	0	43	3	NO 29	End Game													

WEEK 11: STEELERS 30, BENGALS 37													NOVEMBER 20, 2022												
STEELERS													BENGALS												
#	RECD	LOST	POSS	OBTAINED	BEGAN	PLAYS	YDS	PEN	NET	1ST	ENDED	GIVEN UP	#	RECD	LOST	POSS	OBTAINED	BEGAN	PLAYS	YDS	PEN	NET	1ST	ENDED	GIVEN UP
1	12:57	11:03	1:54	Punt	PIT 5	3	7	0	7	0	PIT 12	Punt	1	15:00	12:57	2:03	Kickoff	CIN 38	3	7	5	2	0	CIN 40	Punt
2	08:54	04:37	4:17	Kickoff	PIT 35	9	41	0	41	2	CIN 24	Field Goal	2	11:03	08:54	2:09	Punt	CIN 43	5	30	0	30	1	PIT 27	Field Goal
3	00:39	12:58	2:41	Kickoff	PIT 44	4	56	0	56	3	CIN 19	Touchdown	3	04:37	00:39	3:58	Kickoff	CIN 21	6	64	15	79	3	PIT 29	Touchdown
4	06:38	01:47	4:51	Kickoff	PIT 35	10	59	6	65	4	CIN 24	Touchdown	4	12:58	06:38	2:00	Kickoff	CIN 8	10	92	0	92	5	PIT 11	Touchdown
5	00:31	00:00	0:31	Interception	PIT 44	5	49	-5	44	2	CIN 12	Field Goal	5	01:47	00:31	1:16	Kickoff	CIN 24	6	29	0	29	2	PIT 47	Interception
6	15:00	13:27	1:33	Kickoff	PIT 25	3	1	0	1	0	PIT 26	Punt	6	13:27	11:44	1:43	Punt	CIN 30	4	10	0	10	1	CIN 40	Punt
7	11:44	10:07	1:37	Punt	PIT 9	3	6	0	6	0	PIT 15	Punt	7	10:07	07:22	3:05	Punt	CIN 41	7	59	0	59	3	PIT 1	Touchdown
8	07:02	05:27	1:35	Kickoff	PIT 24	3	6	0	6	0	PIT 30	Punt	8	05:27	05:23	0:04	Punt	CIN 23	1	0	0	0	0	CIN 23	Interception
9	05:23	04:28	0:55	Interception	CIN 21	4	6	0	6	0	CIN 15	Field Goal	9	04:28	00:31	3:57	Kickoff	CIN 49	9	22	0	22	2	PIT 36	Field Goal
10	00:31	12:31	3:00	Kickoff	PIT 22	6	27	0	27	1</															

WEEK 13: STEELERS 19, FALCONS 16														DECEMBER 4, 2022													
STEELERS							FALCONS							STEELERS							FALCONS						
#	RECD	LOST	POSS	OBTAINED	BEGAN	PLAYS	YDS	PEN	NET	1ST	ENDED	GIVEN UP		#	RECD	LOST	POSS	OBTAINED	BEGAN	PLAYS	YDS	PEN	NET	1ST	ENDED	GIVEN UP	
1	15:00	07:33	7:27	Kickoff	PIT 25	16	52	-5	47	4	ATL 28	Field Goal	1	07:33	03:57	3:36	Kickoff	ATL 21	7	38	-15	23	2	ATL 44	Punt		
2	03:57	13:34	5:23	Punt	PIT 14	12	58	0	58	4	ATL 28	Field Goal	2	13:34	09:15	4:19	Kickoff	ATL 26	8	42	0	42	3	PIT 32	Field Goal		
3	09:15	07:06	2:09	Kickoff	PIT 25	4	80	-5	75	2	ATL 17	Touchdown	3	07:06	05:05	2:01	Kickoff	ATL 25	5	42	0	42	1	PIT 33	Field Goal		
4	05:05	01:29	3:36	Kickoff	PIT 25	9	45	0	45	3	ATL 30	Field Goal	4	01:29	00:29	1:00	Kickoff	ATL 25	5	21	0	21	2	ATL 46	Punt		
5	00:29	00:00	0:29	Punt	PIT 14	1	4	0	4	0	PIT 14	End Half	5	15:00	12:22	2:38	Kickoff	ATL 26	6	15	-5	10	1	ATL 36	Punt		
6	12:22	04:46	7:36	Punt	PIT 10	14	71	4	75	6	ATL 15	Field Goal	6	04:46	00:43	4:03	Kickoff	ATL 25	8	70	5	75	5	PIT 7	Touchdown		
7	00:43	14:48	0:55	Kickoff	PIT 25	3	2	0	2	0	PIT 27	Punt	7	14:48	05:27	9:21	Punt	ATL 26	16	78	-14	64	4	PIT 10	Field Goal		
8	05:27	00:42	4:45	Kickoff	PIT 25	9	40	-5	35	3	ATL 40	Field Goal	8	00:42	00:35	0:07	Punt	ATL 2	1	0	0	0	0	ATL 2	Interception		
9	00:35	00:00	0:35	Interception	ATL 4	1	-1	0	-1	0	ATL 4	End Game															

WEEK 14: STEELERS 14, RAVENS 16														DECEMBER 11, 2022													
STEELERS							RAVENS							STEELERS							RAVENS						
#	RECD	LOST	POSS	OBTAINED	BEGAN	PLAYS	YDS	PEN	NET	1ST	ENDED	GIVEN UP		#	RECD	LOST	POSS	OBTAINED	BEGAN	PLAYS	YDS	PEN	NET	1ST	ENDED	GIVEN UP	
1	13:31	10:24	3:07	Punt	PIT 23	5	15	0	15	1	PIT 38	Punt	1	15:00	13:31	1:29	Kickoff	BAL 25	3	9	0	9	0	BAL 34	Punt		
2	04:46	03:16	1:30	Kickoff	PIT 25	3	6	0	6	0	PIT 31	Punt	2	10:24	04:46	5:38	Punt	BAL 25	11	51	0	51	3	PIT 24	Field Goal		
3	02:31	00:13	2:18	Kickoff	PIT 36	5	58	6	64	4	BAL 1	Touchdown	3	03:16	02:31	0:45	Punt	PIT 48	2	48	0	48	2	PIT 4	Touchdown		
4	11:37	05:35	6:02	Downs	PIT 36	9	37	0	47	3	BAL 17	Interception	4	00:13	11:37	3:36	Kickoff	BAL 23	7	41	0	41	2	PIT 34	Downs		
5	01:03	00:21	0:42	Kickoff	PIT 25	5	52	0	52	3	BAL 23	Interception	5	05:35	01:03	4:21	Interception	BAL 29	10	49	5	54	3	PIT 17	Field Goal		
6	15:00	10:49	4:11	Kickoff	PIT 25	6	27	0	27	1	BAL 48	Punt	6	00:21	00:00	0:32	Interception	BAL 2	1	-1	0	-1	0	BAL 8	End Half		
7	07:18	03:03	4:15	Kickoff	PIT 11	7	43	0	43	4	BAL 46	Interception	7	10:49	07:18	3:31	Punt	BAL 20	6	34	0	34	2	PIT 46	Punt		
8	00:21	11:14	0:40	Punt	PIT 32	9	31	15	46	4	BAL 22	Missed FG	8	03:03	00:21	2:42	Punt	BAL 1	5	11	0	11	1	BAL 12	Field Goal		
9	03:19	02:30	0:49	Kickoff	PIT 25	5	60	15	75	4	BAL 10	Touchdown	9	11:14	03:19	7:55	Missed FG	BAL 30	13	57	0	57	4	PIT 13	Field Goal		
													10	02:30	00:00	2:30	Kickoff	BAL 21	6	8	0	8	0	BAL 30	End Game		

WEEK 15: STEELERS 24, PANTHERS 16														DECEMBER 18, 2022													
STEELERS							PANTHERS							STEELERS							PANTHERS						
#	RECD	LOST	POSS	OBTAINED	BEGAN	PLAYS	YDS	PEN	NET	1ST	ENDED	GIVEN UP		#	RECD	LOST	POSS	OBTAINED	BEGAN	PLAYS	YDS	PEN	NET	1ST	ENDED	GIVEN UP	
1	12:54	05:48	7:06	Punt	PIT 33	12	67	0	67	6	CAR 7	Touchdown	1	15:00	12:54	2:06	Kickoff	CAR 25	3	8	0	8	0	CAR 33	Punt		
2	14:12	08:20	5:52	Kickoff	PIT 25	10	75	0	75	4	CAR 2	Touchdown	2	05:48	14:12	6:36	Kickoff	CAR 15	11	90	-5	85	5	PIT 5	Touchdown		
3	04:36	01:42	11:38	Punt	PIT 30	3	5	0	5	0	PIT 35	Punt	3	08:20	06:20	2:00	Kickoff	CAR 25	3	7	-5	2	0	CAR 27	Punt		
4	03:28	01:27	2:09	Punt	PIT 33	5	23	0	23	1	CAR 44	Punt	4	04:42	03:36	1:06	Punt	CAR 27	3	-9	0	-9	0	CAR 18	Punt		
5	00:42	00:00	0:42	Punt	PIT 9	1	8	0	8	0	PIT 9	End Half	5	01:27	00:42	0:45	Punt	CAR 20	3	8	0	8	0	CAR 28	Punt		
6	15:00	03:17	11:43	Kickoff	PIT 9	21	106	15	91	8	CAR 1	Touchdown	6	03:17	11:52	6:25	Kickoff	CAR 25	11	49	15	64	3	PIT 11	Field Goal		
7	11:52	10:21	1:31	Kickoff	PIT 25	3	-6	-6	0	0	PIT 19	Touchdown	7	10:21	06:15	4:06	Punt	CAR 27	7	27	0	27	2	PIT 14	Field Goal		
8	06:15	01:04	5:11	Kickoff	PIT 25	13	48	-5	43	3	CAR 32	Field Goal	8	01:04	00:19	0:45	Kickoff	CAR 37	5	29	0	29	1	PIT 34	Field Goal		
9	00:19	00:00	0:19	Kickoff	CAR 43	1	-1	0	-1	0	CAR 43	End Game															

WEEK 16: STEELERS 13, RAIDERS 10														DECEMBER 24, 2022													
STEELERS							RAIDERS							STEELERS							RAIDERS						
#	RECD	LOST	POSS	OBTAINED	BEGAN	PLAYS	YDS	PEN	NET	1ST	ENDED	GIVEN UP		#	RECD	LOST	POSS	OBTAINED	BEGAN	PLAYS	YDS	PEN	NET	1ST	ENDED	GIVEN UP	
1	06:38	03:40	2:58	Kickoff	PIT 25	6	18	0	18	1	PIT 43	Punt	1	15:00	06:38	8:22	Kickoff	LV 28	14	72	0	72	6	PIT 14	Touchdown		
2	01:24	11:48	4:36	Punt	PIT 25	9	50	0	50	3	LV 25	Missed FG	2	03:40	01:24	2:16	Punt	LV 18	4	14	0	14	1	LV 32	Punt		
3	09:39	01:49	7:50	Punt	PIT 12	15	62	0	62	4	LV 26	Field Goal	3	11:48	09:39	2:09	Missed FG	LV 33	4	12	0	12	1	LV 45	Punt		
4	00:05	00:00	0:05	Kickoff		0	0	0	0	0		End Half	4	01:49	00:05	1:44	Kickoff	LV 25	9	53	0	53	2	PIT 22	Field Goal		
5	15:00	11:48	3:12	Kickoff	PIT 25	6	49	-10	39	2	LV 36	Interception	5	11:48	11:39	0:09	Interception	PIT 47	1	0	0	0	0	PIT 47	Interception		
6	11:39	07:17	4:22	Interception	PIT 44	7	22	0	22	1	LV 34	Missed FG	6	07:17	04:40	2:37	Missed FG	LV 42	5	20	-5	15	1	PIT 43	Interception		
7	04:40	04:13	0:27	Interception	PIT 29	3	0	0	0	0	PIT 29	Punt	7	04:13	14:54	4:41	Punt	LV 29	6	12	-15	-3	1	LV 26	Punt		
8	14:54	09:47	5:07	Punt	PIT 45	9	43	-10	33	2	LV 22	Field Goal	8	09:47	05:56	3:51	Kickoff	LV 29	5	13	0	13	1	LV 42	Punt		
9	05:56	04:32	1:24	Punt	PIT 21	3	9	0	9	0	PIT 30	Punt	9	04:32	02:55	1:37	Punt	LV 24	3	5	0	5	0	LV 29	Punt		
10	02:55	00:46	2:09	Punt	PIT 24	10	76	0	76	5	LV 14	Touchdown	10	00:46	00:29	0:17	Kickoff	LV 29	2	0	0	0	0	LV 29	Interception		
11	00:29	00:00	0:29	Interception	PIT 19	2	21	0	21	1	PIT 19	End Game															

WEEK 17: STEELERS 16, RAVENS 13														JANUARY 1, 2023													
STEELERS							RAVENS							STEELERS							RAVENS						
#	RECD	LOST	POSS	OBTAINED	BEGAN	PLAYS	YDS	PEN	NET	1ST	ENDED	GIVEN UP		#	RECD	LOST	POSS	OBTAINED	BEGAN	PLAYS	YDS	PEN	NET	1ST	ENDED	GIVEN UP	
1	15:00	07:01	7:59	Kickoff	PIT 25	15	78	-5	73	4	BAL 2	Field Goal	1	07:01	14:09	7:52	Kickoff	BAL 27	15	61	0	61	5	PIT 12	Field Goal		
2	14:09	10:50	3:19	Kickoff	PIT 25	5	21	0	21	1	PIT 46	Punt	2	10:50	08:46	2:04	Punt	BAL 6	3	9	0	9	0	BAL 15	Punt		
3	08:46	03:30	5:16	Punt	PIT 26	11	44	0	44	3	PIT 30	Missed FG	3	03:30	00:07	3:23	Missed FG	BAL 38	11	59	3	62	6	PIT 7	Touchdown		
4	00:07	00:00	0:07	Kickoff	PIT 24	1	-1	0	-1	0	PIT 24	End Half	4	15:00	09:31	5:29	Kickoff	BAL 25	8	57	-15	42	2	PIT 33	Field Goal		
5	09:31	03:42	5:49	Kickoff	PIT 25	12	43	0	43	3	BAL 32	Field Goal	5	03:42	00:46	2:56	Kickoff	BAL 25	4	25	0	25	1	PIT 4	Punt		
6	06:46	09:44	6:02	Punt	PIT 5	13	80	0	80	5	BAL 15	Field Goal	6	09:44	08:41	1:03	Kickoff	PIT 40	3	-2	0	-2	0	PIT 42	Punt		
7	08:41	06:32	2:09	Punt	PIT 8	5	7	0	7	1	BAL 15	Punt	7	06:32	04:16	2:16	Punt	BAL 36	3	8	0	8	0	BAL 44	Punt		
8	04:16	00:56	3:20	Punt	PIT 20	11	80	0	80	5	BAL 10	Touchdown	8	00:56	00:13	0:43	Kickoff	BAL 25	5	23	-10	13	1	BAL 38	Interception		
9	00:13	00:00	0:13	Interception	PIT 25	1	-1	0	-1	0	PIT 25	End Game															

WEEK 18: STEELERS 28, BROWNS 14														JANUARY 8, 2023													
STEELERS							BROWNS							STEELERS							BROWNS						
#	RECD	LOST	POSS	OBTAINED	BEGAN	PLAYS	YDS	PEN	NET	1ST	ENDED	GIVEN UP		#	RECD	LOST	POSS	OBTAINED	BEGAN	PLAYS	YDS	PEN	NET	1ST	ENDED	GIVEN UP	
1	12:28	06:14	6:14	Punt	PIT 33	11	57	5	62	3	CLE 1	Fumble	1	15:00	12:28	2:32	Kickoff	CLE 24	4	30	-10	20	1	CLE 44	Punt		
2	03:00	00:44	2:16	Punt	PIT 29	5	18	5	23	2	CLE 48	Punt	2	06:14	03:00	3:14	Fumble	CLE 5	4	28	-8	20	1	CLE 25	Punt		
3	13:29	11:24	2:05	Punt	PIT 20	3	4	-5	-1	0	PIT 19	Punt	3	00:44	13:29	2:15	Punt	CLE 6	4	38	0	38					

DATE	OPPONENT	STEELERS								OPPONENT							
		FIRST HALF				SECOND HALF				FIRST HALF				SECOND HALF			
		PLAYS	YDS	TIME	RESULT	PLAYS	YDS	TIME	RESULT	PLAYS	YDS	TIME	RESULT	PLAYS	YDS	TIME	RESULT
09/11	at Bengals	3	9	1:29	Punt	6	7	2:32	Punt	2	-5	0:48	INT	3	8	2:03	Punt
09/18	Patriots	3	6	1:33	Punt	7	25	3:33	FG	13	71	6:45	FG	11	41	5:43	Miss FG
09/22	at Browns	4	18	1:56	Punt	10	38	5:27	Punt	5	14	2:00	Punt	14	70	7:02	FG
10/02	Jets	8	30	5:03	Punt	6	29	2:54	INT	3	9	2:16	Punt	3	1	1:07	Punt
10/09	at Bills	12	50	6:18	FG	8	55	4:22	Downs	3	98	1:04	TD	10	79	5:19	FUM
10/16	Buccaneers	11	66	6:24	TD	4	5	1:05	FG	3	1	0:58	Punt	14	69	6:31	FG
10/23	at Dolphins	3	7	1:14	Punt	3	-2	2:12	Punt	9	71	4:15	TD	8	58	4:11	Downs
10/30	at Eagles	3	-7	1:51	Punt	15	64	6:58	FG	9	68	3:46	TD	5	75	2:07	TD
11/13	Saints	6	21	1:56	Punt	10	64	4:39	Miss FG	3	0	2:05	Punt	3	-2	1:26	Punt
11/20	Bengals	3	7	1:54	Punt	3	1	1:33	Punt	3	2	2:03	Punt	4	10	1:43	Punt
11/28	at Colts	10	48	5:33	FG	3	9	1:09	Punt	2	0	0:18	INT	4	19	1:56	TD
12/04	at Falcons	16	47	7:27	FG	14	75	7:36	FG	7	23	3:36	Punt	6	10	2:38	Punt
12/11	Ravens	5	15	3:07	Punt	6	27	4:11	Punt	3	9	1:29	Punt	6	34	3:31	Punt
12/18	at Panthers	12	67	7:06	TD	21	91	11:43	TD	3	8	2:06	Punt	11	64	6:25	FG
12/24	Raiders	6	18	2:58	Punt	6	39	3:12	INT	14	72	8:22	TD	1	0	0:09	INT
01/01	at Ravens	15	73	7:59	FG	12	43	5:49	FG	15	61	7:52	FG	8	42	5:29	FG
01/08	Browns	11	62	6:14	FUM	12	59	5:56	FG	4	20	2:32	Punt	6	13	3:22	INT

STEELERS																						
DATE	OPPONENT	STARTING QB	POSS	TD	PAT	2-PT	M-2PT	FG	FGA	MFG	BK-FG	PUNT	INT	FUM	SAF	DNWS	HF	GM	PTS	TD%	SCORE%	PTS/POSS
9/11	at Cincinnati	Trubisky	15	1	2	0	0	3	4	1	0	8	0	0	0	0	2	0	16	6.7	26.7	1.07
9/18	New England	Trubisky	9	1	1	1	1	2	2	0	0	4	1	1	0	0	1	0	14	11.1	33.3	1.56
9/22	at Cleveland	Trubisky	11	2	2	0	0	1	2	1	0	5	0	1	0	0	1	0	17	18.2	27.3	1.55
10/2	N.Y. Jets	Trubisky	12	2	2	0	0	2	2	0	0	4	4	0	0	0	0	0	20	16.7	33.3	1.67
10/9	at Buffalo	Pickett	11	0	0	0	0	1	3	2	0	4	1	1	0	3	0	0	3	0.0	9.1	0.27
10/16	Tampa Bay	Pickett	10	2	2	0	0	2	2	0	0	5	0	0	0	0	0	1	20	20.0	40.0	2.00
10/23	at Miami	Pickett	12	1	1	0	0	1	1	0	0	6	3	0	0	0	1	0	10	8.3	16.7	0.83
10/30	at Philadelphia	Pickett	10	1	1	0	0	2	2	0	0	4	1	1	0	0	1	0	13	10.0	30.0	1.30
11/13	New Orleans	Pickett	11	2	2	0	0	2	4	2	0	3	0	0	0	0	1	1	20	18.2	36.4	1.82
11/20	Cincinnati	Pickett	13	3	3	0	0	3	3	0	0	6	0	0	0	1	0	0	30	23.1	46.2	2.31
11/28	at Indianapolis	Pickett	10	2	2	1	1	3	3	0	0	4	0	0	0	0	0	1	24	20.0	50.0	2.40
12/4	at Atlanta	Pickett	9	1	1	0	0	4	4	0	0	2	0	0	0	0	1	1	19	11.1	55.6	2.11
12/11	Baltimore	Pickett	9	2	2	0	0	0	1	1	1	3	3	0	0	0	0	0	14	22.2	22.2	1.56
12/18	at Carolina	Trubisky	9	3	3	0	0	1	1	0	0	3	0	0	0	0	0	1	24	33.3	44.4	2.67
12/24	Las Vegas	Pickett	11	1	1	0	0	2	4	2	0	3	1	0	0	0	1	1	13	9.1	27.3	1.18
1/1	at Baltimore	Pickett	9	1	1	0	0	3	4	1	0	2	0	0	0	0	1	1	16	11.1	44.4	1.78
1/8	Cleveland	Pickett	9	3	3	1	1	2	2	0	0	3	0	1	0	0	0	0	28	33.3	55.6	3.11
<b>2022 TOTALS</b>			<b>180</b>	<b>28</b>	<b>29</b>	<b>3</b>	<b>3</b>	<b>34</b>	<b>44</b>	<b>10</b>	<b>1</b>	<b>69</b>	<b>14</b>	<b>5</b>	<b>0</b>	<b>4</b>	<b>11</b>	<b>7</b>	<b>301</b>	<b>15.6</b>	<b>34.4</b>	<b>1.67</b>

OPPONENTS																							
DATE	OPPONENT	STARTING QB	POSS	TD	PAT	2-PT	M-2PT	FG	A	MFG	BK	FG	PUNT	INT	FUM	SAF	DWNS	HFG	M	PTS	TD%	SCORE%	PTS/POSS
9/11	at Cincinnati	J. Burrow	14	2	1	1	1	2	3	1	0	3	4	1	0	1	0	0	20	14.3	28.6	1.43	
9/18	New England	M. Jones	10	2	2	0	0	1	2	1	0	4	1	0	0	0	0	1	17	20.0	30.0	1.70	
9/22	at Cleveland	J. Brissett	10	3	2	0	0	1	1	0	0	5	0	0	0	1	0	0	23	30.0	40.0	2.30	
10/2	N.Y. Jets	Z. Wilson	11	3	3	0	0	1	1	0	0	5	2	0	0	0	0	0	24	27.3	36.4	2.18	
10/9	at Buffalo	J. Allen	13	5	5	0	0	1	2	1	1	2	1	1	0	0	1	1	38	38.5	46.2	2.92	
10/16	Tampa Bay	T. Brady	10	1	0	1	0	4	4	0	0	5	0	0	0	0	0	0	18	10.0	50.0	1.80	
10/23	at Miami	T. Tagovailoa	12	1	1	0	0	3	3	0	0	6	0	0	0	1	0	1	16	8.3	33.3	1.33	
10/30	at Philadelphia	J. Hurts	10	5	5	0	0	0	0	0	0	4	0	0	0	0	0	1	35	50.0	50.0	3.50	
11/13	New Orleans	A. Dalton	10	1	1	0	0	1	1	0	0	5	2	0	0	1	0	0	10	10.0	20.0	1.00	
11/20	Cincinnati	J. Burrow	13	4	4	0	0	3	3	0	0	3	2	0	0	0	0	1	37	30.8	53.8	2.85	
11/28	at Indianapolis	M. Ryan	10	2	2	0	0	1	2	1	1	3	1	1	0	1	0	0	17	20.0	30.0	1.70	
12/4	at Atlanta	M. Mariota	8	1	1	0	0	3	3	0	0	3	1	0	0	0	0	0	16	12.5	50.0	2.00	
12/11	Baltimore	T. Huntley	10	1	1	0	0	3	3	0	0	3	0	0	0	1	1	1	16	10.0	40.0	1.60	
12/18	at Carolina	S. Darnold	8	1	1	0	0	3	3	0	0	4	0	0	0	0	0	0	16	12.5	50.0	2.00	
12/24	Las Vegas	D. Carr	10	1	1	0	0	1	1	0	0	5	3	0	0	0	0	0	10	10.0	20.0	1.00	
1/1	at Baltimore	T. Huntley	8	1	1	0	0	2	2	0	0	4	1	0	0	0	0	0	13	12.5	37.5	1.63	
1/8	Cleveland	D. Watson	10	2	2	0	0	0	0	0	0	4	2	0	0	1	1	0	14	20.0	20.0	1.40	
<b>2022 TOTALS</b>			<b>177</b>	<b>36</b>	<b>33</b>	<b>2</b>	<b>1</b>	<b>30</b>	<b>34</b>	<b>4</b>	<b>2</b>	<b>68</b>	<b>20</b>	<b>3</b>	<b>0</b>	<b>7</b>	<b>3</b>	<b>6</b>	<b>340</b>	<b>20.3</b>	<b>37.3</b>	<b>1.92</b>	



DATE	OPPONENT	ACQUIRED	DRIVE START	PLAYS	YARDS	Q/TIME	FIRST DOWNS	SCORING PLAY	PIT	OPP
09/11	at Cincinnati	Fumble	CIN 34	5	32	01:11:57	1	C. Boswell: 20-yard FG	10	3
		Interception	PIT 41	7	59	02:14:22	4	N. Harris: 1-yard pass from M. Trubisky	17	3
		Punt	CIN 45	7	15	04:2:08	1	C. Boswell: 48-yard FG	20	14
		Punt	PIT 20	8	45	01:0:56	2	C. Boswell: 53-yard FG	23	20
09/18	New England	Interception	PIT 34	16	48	01:17:07	4	Q2: C. Boswell: 36-yard FG	3	3
		Missed FG	PIT 42	7	25	03:3:33	2	C. Boswell: 52-yard FG	6	10
		Kickoff	PIT 25	9	75	03:2:49	5	Q4: P. Freiermuth: 8-yard pass from M. Trubisky	14	17
09/22	at Cleveland	Kickoff	PIT 25	7	75	01:2:59	4	Q2: N. Harris: 5-yard run	7	7
		Kickoff	PIT 25	10	75	02:5:08	6	M. Trubisky: 1-yard run	14	13
		Punt	PIT 20	7	63	04:1:25	3	C. Boswell: 34-yard FG	17	23
10/02	N.Y. Jets	Kickoff	PIT 25	10	42	02:14:07	3	C. Boswell: 51-yard FG	3	10
		Interception	PIT 30	3	29	02:0:20	2	C. Boswell: 59-yard FG	6	10
		Interception	NYJ 4	3	4	03:1:27	1	K. Pickett: 1-yard run	13	10
		Punt	PIT 18	12	82	03:6:31	6	Q4: K. Pickett: 2-yard run	20	10
10/09	at Buffalo	Missed FG	PIT 39	12	50	01:6:18	4	C. Boswell: 29-yard FG	3	7
10/16	Tampa Bay	Punt	PIT 34	11	66	01:16:24	5	N. Harris: 6-yard pass from K. Pickett	7	0
		Kickoff	PIT 19	12	44	02:6:54	3	C. Boswell: 55-yard FG	10	6
		Kickoff	TB 12	4	5	03:1:05	0	C. Boswell: 25-yard FG	13	9
		Punt	PIT 29	8	71	04:3:43	3	C. Claypool: 6-yard pass from M. Trubisky	20	12
10/23	at Miami	Kickoff	PIT 25	12	48	01:5:43	3	Q2: C. Boswell: 45-yard FG	3	13
		Punt	PIT 14	13	86	02:7:29	6	G. Pickens: 7-yard pass from K. Pickett	10	13
10/30	at Philadelphia	Kickoff	PIT 25	13	75	01:7:26	6	D. Watt: 1-yard pass from C. Claypool	7	7
		Kickoff	PIT 35	12	45	02:5:11	3	N. Sciba: 38-yard FG	10	21
		Kickoff	PIT 25	15	64	03:6:58	4	N. Sciba: 29-yard FG	13	28
11/13	New Orleans	Punt	PIT 43	12	57	01:5:53	5	G. Pickens: 1-yard run	7	0
		Punt	PIT 20	8	65	01:2:54	2	Q2: M. Wright: 33-yard FG	10	0
		Punt	PIT 2	11	83	03:6:22	5	Q4: M. Wright: 33-yard FG	13	10
		Interception	NO 44	8	44	04:3:38	4	K. Pickett: 1-yard run	20	10
11/20	Cincinnati	Kickoff	PIT 35	9	41	01:14:17	2	M. Wright: 42-yard FG	3	3
		Kickoff	PIT 44	8	56	01:2:41	3	Q2: N. Harris: 19-yard run	10	10
		Kickoff	PIT 35	10	65	02:4:51	4	G. Pickens: 24-yard pass from K. Pickett	17	17
		Interception	PIT 44	5	44	02:0:31	2	M. Wright: 30-yard FG	20	17
		Interception	CIN 21	4	6	03:0:55	0	M. Wright: 34-yard FG	23	24
		Kickoff	PIT 28	9	72	04:2:33	4	N. Harris: 1-yard run	30	37
11/28	at Indianapolis	Kickoff	PIT 25	10	48	01:5:33	3	M. Wright: 45-yard FG	3	0
		Punt	PIT 39	8	27	01:3:51	2	Q2: M. Wright: 52-yard FG	6	0
		Punt	PIT 21	10	79	02:5:31	5	N. Harris: 6-yard run	13	0
		Kickoff	PIT 25	12	68	02:2:52	5	M. Wright: 25-yard FG	16	3
		Kickoff	PIT 25	11	75	03:5:21	5	Q4: B. Snell Jr.: 2-yard run	24	17
12/04	at Atlanta	Kickoff	PIT 25	16	47	01:17:27	4	M. Wright: 46-yard FG	3	0
		Punt	PIT 14	12	58	01:5:23	4	Q2: M. Wright: 46-yard FG	6	0
		Kickoff	PIT 25	4	75	02:2:09	2	C. Heyward: 17-yard pass from K. Pickett	13	3
		Kickoff	PIT 25	9	45	02:3:36	3	M. Wright: 48-yard FG	16	6
		Punt	PIT 10	14	75	03:7:36	6	M. Wright: 33-yard FG	19	6
12/11	Baltimore	Kickoff	PIT 36	5	64	01:2:18	4	N. Harris: 1-yard run	7	10
		Kickoff	PIT 25	5	75	04:0:49	4	P. Freiermuth: 10-yard pass from M. Trubisky	14	16
12/18	at Carolina	Punt	PIT 33	12	67	01:7:06	6	N. Harris: 7-yard run	7	0
		Kickoff	PIT 25	10	75	02:5:52	4	J. Warren: 2-yard run	14	7
		Kickoff	PIT 9	21	91	03:11:43	8	M. Trubisky: 1-yard run	21	7
		Kickoff	PIT 25	13	43	04:5:11	3	C. Boswell: 50-yard FG	24	13
12/24	Las Vegas	Punt	PIT 12	15	62	02:7:50	4	C. Boswell: 44-yard FG	3	7
		Punt	PIT 45	9	33	04:5:07	2	C. Boswell: 40-yard FG	6	10
		Punt	PIT 24	10	76	04:2:09	5	G. Pickens: 14-yard pass from K. Pickett	13	10
01/01	at Baltimore	Kickoff	PIT 25	15	73	01:17:59	4	C. Boswell: 21-yard FG	3	0
		Kickoff	PIT 25	12	43	03:5:49	3	C. Boswell: 51-yard FG	6	13
		Punt	PIT 5	13	80	03:6:02	5	Q4: C. Boswell: 33-yard FG	9	13
		Punt	PIT 20	11	80	04:3:20	5	N. Harris: 10-yard pass from K. Pickett	16	13
01/08	Cleveland	Kickoff	PIT 25	9	75	02:14:40	4	G. Pickens: 31-yard pass from K. Pickett	7	7
		Interception	PIT 44	6	25	02:0:33	1	C. Boswell: 49-yard FG	10	7
		Kickoff	PIT 25	12	59	03:5:56	4	C. Boswell: 34-yard FG	13	7
		Interception	CLE 25	6	25	03:2:30	3	N. Harris: 4-yard run	20	7
		Kickoff	PIT 25	14	75	04:5:34	6	D. Watt: 1-yard run	28	14
AVG				9.9	56.0	4:27	3.6			

DATE	OPPONENT	ACQUIRED	DRIVE START	PLAYS	YARDS	Q/TIME	FIRST DOWNS	SCORING PLAY	PIT	OPP
09/11	at Cincinnati	Kickoff	CIN 25	10	34	Q1 5:26	3	E. McPherson: 59-yard FG	7	3
		Punt	CIN 35	9	57	Q2 3:47	2	E. McPherson: 26-yard FG	17	6
		Punt	PIT 46	9	46	Q3 5:44	4	T. Boyd: 2-yard pass from J. Burrow	17	14
		Punt	CIN 40	9	60	Q4 1:25	5	J. Chase: 6-yard pass from J. Burrow	20	20
09/18	New England	Punt	NE 20	13	71	Q1 6:45	4	N. Folk: 28-yard FG	0	3
		Punt	NE 26	8	74	Q2 2:46	3	N. Agholor: 44-yard pass from M. Jones	3	10
		Muffed Punt	PIT 10	3	10	Q3 1:11	1	D. Harris: 2-yard run	6	17
09/22	at Cleveland	Missed FG	CLE 40	7	60	Q1 3:01	3	A. Cooper: 11-yard pass from J. Brissett	0	7
		Kickoff	CLE 21	12	79	Q2 5:57	6	D. Njoku: 7-yard pass from J. Brissett	7	13
		Punt	CLE 14	14	70	Q3 7:02	4	C. York: 34-yard FG	14	16
		Punt	CLE 20	11	80	Q3 6:35	4	Q4: N. Chubb: 1-yard run	14	23
10/02	N.Y. Jets	Interception	PIT 36	7	16	Q1 3:32	1	G. Zuerlein: 38-yard FG	0	3
		Punt	NYJ 30	9	70	Q1 4:28	4	Q2: Z. Wilson: 2-yard pass from B. Berrios	0	10
		Kickoff	NYJ 19	11	81	Q4 6:05	4	C. Davis: 5-yard pass from Z. Wilson	20	17
		Interception	NYJ 35	10	65	Q4 3:18	5	B. Hall: 2-yard run	20	24
10/09	at Buffalo	Kickoff	BUF 2	3	98	Q1 11:04	1	G. Davis: 98-yard pass from J. Allen	0	7
		Kickoff	BUF 35	7	48	Q1 2:57	2	T. Bass: 35-yard FG	3	10
		Punt	BUF 38	1	62	Q2 0:10	1	G. Davis: 62-yard pass from J. Allen	3	17
		Punt	BUF 47	2	53	Q2 0:33	3	S. Diggs: 15-yard pass from J. Allen	3	24
		Missed FG	BUF 23	8	77	Q2 2:37	4	K. Shakir: 24-yard pass from J. Allen	3	31
		Missed FG	BUF 35	2	65	Q4 0:57	2	J. Cook: 24-yard run	3	38
		Kickoff	BUF 28	12	60	Q1 4:48	4	R. Succop: 30-yard FG	7	3
10/16	Tampa Bay	Punt	TB 46	11	45	Q1 5:24	4	Q2: R. Succop: 27-yard FG	7	6
		Punt	TB 49	4	15	Q2 0:23	1	R. Succop: 54-yard FG	10	9
		Kickoff	TB 25	14	69	Q3 6:31	5	R. Succop: 24-yard FG	13	12
		Kickoff	TB 27	14	73	Q4 5:17	5	L. Fournette: 11-yard pass from T. Brady	20	18
		Kickoff	TB 28	12	60	Q1 4:48	4	R. Succop: 30-yard FG	7	3
10/23	at Miami	Kickoff	MIA 29	9	71	Q1 4:15	5	R. Mostert: 8-yard pass from T. Tagovailoa	0	7
		Punt	MIA 35	8	59	Q1 3:59	3	J. Sanders: 24-yard FG	0	10
		Interception	MIA 47	7	30	Q1 2:12	2	J. Sanders: 42-yard FG	0	13
		Kickoff	MIA 15	8	56	Q2 1:48	2	J. Sanders: 47-yard FG	10	16
10/30	at Philadelphia	Punt	PHI 32	9	68	Q1 3:46	3	A. Brown: 39-yard pass from J. Hurts	0	7
		Kickoff	PHI 21	11	79	Q1 4:09	4	Q2: A. Brown: 27-yard pass from J. Hurts	7	14
		Punt	PHI 40	3	60	Q2 1:09	3	A. Brown: 29-yard pass from J. Hurts	7	21
		Kickoff	PHI 25	5	75	Q3 2:07	4	Z. Pascal: 34-yard pass from J. Hurts	10	28
		Fumble	PHI 46	2	54	Q4 0:55	2	M. Sanders: 11-yard run	13	35
11/13	New Orleans	Punt	NO 34	9	40	Q2 4:04	3	W. Lutz: 44-yard FG	10	3
		Punt	NO 29	6	71	Q2 1:34	4	J. Johnson: 15-yard pass from A. Dalton	10	10
11/20	Cincinnati	Punt	CIN 43	5	30	Q1 2:09	1	E. McPherson: 45-yard FG	0	3
		Kickoff	CIN 21	6	79	Q1 3:58	3	S. Perine: 29-yard pass from J. Burrow	3	10
		Kickoff	CIN 8	10	92	Q2 6:20	5	S. Perine: 11-yard pass from J. Burrow	10	17
		Punt	CIN 41	7	59	Q3 3:05	3	T. Irwin: 1-yard pass from J. Burrow	20	24
		Kickoff	CIN 42	9	22	Q3 3:57	2	E. McPherson: 54-yard FG	23	27
		Punt	CIN 7	8	93	Q4 5:03	5	S. Perine: 6-yard pass from J. Burrow	23	34
11/28	at Indianapolis	Downs	PIT 28	4	2	Q4 0:17	0	E. McPherson: 44-yard FG	23	37
		Kickoff	IND 25	10	42	Q2 3:58	3	C. McLaughlin: 51-yard FG	13	3
		Kickoff	PIT 19	4	19	Q3 1:56	2	J. Taylor: 2-yard run	16	10
		Punt	IND 45	6	55	Q3 2:41	3	M. Pittman Jr.: 6-yard pass from M. Ryan	16	17
12/04	at Atlanta	Kickoff	ATL 26	8	42	Q2 4:19	3	Y. Koo: 50-yard FG	6	3
		Kickoff	ATL 25	5	42	Q2 2:01	1	Y. Koo: 51-yard FG	13	6
		Kickoff	ATL 25	8	75	Q3 4:03	5	M. Pruitt: 7-yard pass from M. Mariota	19	13
		Punt	ATL 26	16	64	Q4 9:21	4	Y. Koo: 28-yard FG	19	16
12/11	Baltimore	Punt	BAL 25	11	51	Q1 5:38	3	J. Tucker: 42-yard FG	0	3
		Punt	PIT 48	2	48	Q1 0:45	2	J. Dobbins: 4-yard run	0	10
		Interception	BAL 29	10	54	Q2 4:32	3	J. Tucker: 35-yard FG	7	13
		Missed FG	BAL 30	13	57	Q4 7:55	4	J. Tucker: 30-yard FG	7	16
		Kickoff	CAR 15	11	85	Q1 6:36	5	Q2: D. Moore: 5-yard pass from S. Darnold	7	7
12/18	at Carolina	Kickoff	CAR 25	11	64	Q3 6:25	3	Q4: E. Pineiro: 29-yard FG	21	10
		Punt	CAR 27	7	59	Q4 4:06	3	E. Pineiro: 32-yard FG	21	13
		Kickoff	CAR 37	5	29	Q4 0:45	1	E. Pineiro: 52-yard FG	24	16
		Kickoff	LV 28	14	72	Q1 8:22	6	H. Renfrow: 14-yard pass from D. Carr	0	7
12/24	Las Vegas	Kickoff	LV 25	9	53	Q2 1:44	2	D. Carlson: 40-yard FG	3	10
		Kickoff	BAL 27	15	61	Q1 7:52	5	Q2: J. Tucker: 30-yard FG	3	3
		Missed FG	BAL 38	11	62	Q2 3:23	6	I. Likely: 7-yard pass from T. Huntley	3	10
01/01	at Baltimore	Kickoff	BAL 25	8	42	Q3 5:29	2	J. Tucker: 51-yard FG	3	13
		Kickoff	BAL 35	11	62	Q2 3:23	6	I. Likely: 7-yard pass from T. Huntley	3	10
01/08	Cleveland	Punt	CLE 29	10	71	Q2 4:57	5	D. Njoku: 10-yard pass from D. Watson	0	7
		Punt	CLE 23	7	77	Q4 4:38	5	N. Chubb: 2-yard pass from D. Watson	20	14
AVG				8.3	57.6	3:50	3.3			
TOTALS				547	3,802	253:56	215			

PLAYS			NET YARDS			TIME		
DATE	OPPONENT	PLAYS	DATE	OPPONENT	NET YARDS	DATE	OPPONENT	TIME
12/18	at Carolina	21 (touchdown)	12/18	at Carolina	91 (touchdown) [PEN: -15, GROSS: 106]	12/18	at Carolina	11:43 (touchdown)
9/18	New England	16 (field goal)	10/23	at Miami	86 (touchdown) [PEN: -10, GROSS: 96]	1/1	at Baltimore	7:59 (field goal)
12/4	at Atlanta	16 (field goal)	11/13	New Orleans	83 (field goal) [PEN: 5, GROSS: 78]	12/24	Las Vegas	7:50 (field goal)
10/30	at Philadelphia	15 (field goal)	10/2	N.Y. Jets	82 (touchdown) [PEN: -5, GROSS: 87]	12/4	at Atlanta	7:36 (field goal)
12/24	Las Vegas	15 (field goal)	1/1	at Baltimore	80 (field goal) [PEN: 0, GROSS: 80]	10/23	at Miami	7:29 (touchdown)
1/1	at Baltimore	15 (field goal)	1/1	at Baltimore	80 (touchdown) [PEN: 0, GROSS: 80]	10/30	at Philadelphia	7:26 (touchdown)
1/8	Cleveland	14 (touchdown)	11/28	at Indianapolis	79 (touchdown) [PEN: 0, GROSS: 79]	9/18	New England	7:07 (field goal)
10/23	at Miami	13 (touchdown)	12/24	Las Vegas	76 (touchdown) [PEN: 0, GROSS: 76]	10/16	Tampa Bay	6:54 (field goal)
10/9	at Buffalo	12 (downs)	10/30	at Philadelphia	75 (touchdown) [PEN: -9, GROSS: 84]	10/2	N.Y. Jets	6:31 (touchdown)
10/2	N.Y. Jets	12 (touchdown)	12/11	Baltimore	75 (touchdown) [PEN: 15, GROSS: 60]	11/13	New Orleans	6:22 (field goal)
11/28	at Indianapolis	12 (field goal)	9/22	at Cleveland	75 (touchdown) [PEN: 0, GROSS: 75]	10/9	at Buffalo	6:18 (field goal)
11/13	New Orleans	12 (touchdown)	9/22	at Cleveland	75 (touchdown) [PEN: 0, GROSS: 75]	1/8	Cleveland	6:14 (fumble)
10/9	at Buffalo	12 (field goal)	9/18	New England	75 (touchdown) [PEN: 0, GROSS: 75]	12/11	Baltimore	6:02 (interception)
10/16	Tampa Bay	12 (field goal)	12/4	at Atlanta	75 (field goal) [PEN: 4, GROSS: 71]	11/28	at Indianapolis	5:33 (field goal)
9/22	at Cleveland	10 (touchdown)	1/8	Cleveland	75 (touchdown) [PEN: 6, GROSS: 69]	9/22	at Cleveland	5:27 (punt)
9/22	at Cleveland	10 (punt)	12/4	at Atlanta	75 (touchdown) [PEN: -5, GROSS: 80]	11/20	Cincinnati	4:51 (touchdown)
11/20	Cincinnati	10 (touchdown)	1/8	Cleveland	75 (touchdown) [PEN: 1, GROSS: 74]	9/11	at Cincinnati	4:22 (touchdown)
12/11	Baltimore	9 (interception)	11/20	Cincinnati	72 (touchdown) [PEN: 0, GROSS: 72]	--	--	--
12/11	Baltimore	9 (missed fg)	10/16	Tampa Bay	71 (touchdown) [PEN: 0, GROSS: 71]	--	--	--
9/11	at Cincinnati	8 (field goal)	10/9	at Buffalo	60 (missed fg) [PEN: 0, GROSS: 60]	--	--	--
--	--	--	9/11	at Cincinnati	59 (touchdown) [PEN: 2, GROSS: 57]	--	--	--

PLAYS			NET YARDS			TIME		
DATE	OPPONENT	PLAYS	DATE	OPPONENT	NET YARDS	DATE	OPPONENT	TIME
11/28	at Indianapolis	16 (fumble)	10/9	at Buffalo	98 (touchdown) [PEN: 0, GROSS: 98]	12/4	at Atlanta	9:21 (field goal)
12/4	at Atlanta	16 (field goal)	11/20	Cincinnati	93 (touchdown) [PEN: 0, GROSS: 93]	12/24	Las Vegas	8:22 (touchdown)
1/1	at Baltimore	15 (field goal)	12/18	at Carolina	85 (touchdown) [PEN: -5, GROSS: 90]	12/11	Baltimore	7:55 (field goal)
10/16	Tampa Bay	14 (field goal)	10/2	N.Y. Jets	81 (touchdown) [PEN: -10, GROSS: 91]	1/1	at Baltimore	7:52 (field goal)
10/16	Tampa Bay	14 (touchdown)	11/28	at Indianapolis	81 (fumble) [PEN: 9, GROSS: 72]	11/28	at Indianapolis	7:26 (fumble)
9/22	at Cleveland	14 (field goal)	9/22	at Cleveland	80 (touchdown) [PEN: 0, GROSS: 80]	9/22	at Cleveland	7:02 (field goal)
12/24	Las Vegas	14 (touchdown)	10/30	at Philadelphia	79 (touchdown) [PEN: 5, GROSS: 74]	9/18	New England	6:45 (field goal)
12/11	Baltimore	13 (field goal)	1/8	Cleveland	77 (touchdown) [PEN: 5, GROSS: 72]	12/18	at Carolina	6:36 (touchdown)
1/8	Cleveland	13 (downs)	12/4	at Atlanta	75 (touchdown) [PEN: 5, GROSS: 70]	10/16	Tampa Bay	6:31 (field goal)
9/18	New England	13 (end of game)	9/18	New England	74 (touchdown) [PEN: 0, GROSS: 74]	11/20	Cincinnati	6:20 (touchdown)
9/18	New England	13 (field goal)	10/16	Tampa Bay	73 (touchdown) [PEN: -5, GROSS: 78]	10/2	N.Y. Jets	6:05 (touchdown)
9/11	at Cincinnati	12 (downs)	12/24	Las Vegas	72 (touchdown) [PEN: 0, GROSS: 72]	9/11	at Cincinnati	5:44 (touchdown)
10/2	N.Y. Jets	11 (touchdown)	10/23	at Miami	71 (touchdown) [PEN: -5, GROSS: 76]	10/9	at Buffalo	5:19 (fumble)
12/18	at Carolina	11 (field goal)	11/13	New Orleans	71 (touchdown) [PEN: 15, GROSS: 56]	1/8	Cleveland	4:57 (touchdown)
12/18	at Carolina	11 (touchdown)	9/11	at Cincinnati	68 (downs) [PEN: 6, GROSS: 62]	10/30	at Philadelphia	4:18 (end of game)
10/30	at Philadelphia	11 (touchdown)	1/1	at Baltimore	62 (touchdown) [PEN: 3, GROSS: 59]	10/23	at Miami	4:15 (touchdown)
11/20	Cincinnati	10 (touchdown)	12/11	Baltimore	57 (field goal) [PEN: 0, GROSS: 57]	11/13	New Orleans	4:04 (field goal)
10/9	at Buffalo	10 (fumble)	--	--	--	--	--	--
10/23	at Miami	9 (touchdown)	--	--	--	--	--	--
11/13	New Orleans	9 (field goal)	--	--	--	--	--	--

DATE	OPPONENT	OFFENSE	DEFENSE
09/11	at Cincinnati	FG - 20 yards TD - Pass	FG - 26 yards TD - Pass Downs TD - Pass Missed FG
09/18	New England	FG - 36 yards TD - Pass	FG - 28 yards TD - Run End of Game
09/22	at Cleveland	TD - Run TD - Run FG - 34 yards	TD - Pass TD - Pass FG - 34 yards TD - Run
10/02	N.Y. Jets	TD - Run TD - Run	TD - Pass TD - Pass TD - Run
10/09	at Buffalo	FG - 29 yards Missed FG Downs Downs	Missed FG FG - 35 yards TD - Pass Fumble
10/16	Tampa Bay	TD - Pass FG - 25 yards TD - Pass	FG - 30 yards FG - 27 yards FG - 24 yards TD - Pass
10/23	at Miami	TD - Pass Interception	TD - Pass FG - 24 yards Downs
10/30	at Philadelphia	TD - Pass FG - 38 yards FG - 29 yards	TD - Run
11/13	New Orleans	TD - Run FG - 33 yards Missed FG FG - 33 yards TD - Run	TD - Pass
11/20	Cincinnati	TD - Run TD - Pass FG - 30 yards FG - 34 yards TD - Run	TD - Pass TD - Pass TD - Pass
11/28	at Indianapolis	TD - Run FG - 25 yards TD - Run	TD - Run Fumble TD - Pass
12/04	at Atlanta	TD - Pass FG - 33 yards End of Game	TD - Pass FG - 28 yards
12/11	Baltimore	TD - Run Interception Missed FG TD - Pass	TD - Run FG - 35 yards FG - 30 yards
12/18	at Carolina	TD - Run TD - Run TD - Run	TD - Pass FG - 29 yards FG - 32 yards
12/24	Las Vegas	TD - Pass	TD - Pass
01/01	at Baltimore	FG - 21 yards FG - 33 yards TD - Pass	FG - 30 yards TD - Pass
01/08	Cleveland	Fumble FG - 34 yards TD - Run TD - Run	TD - Pass TD - Pass

OFFENSE DEFENSE		
<b>Inside the 20</b>	52	47
<b>Scores</b>	43	40
<b>Touchdowns</b>	27	26
<b>Field Goals</b>	16	14
<b>Total Points in 20</b>	240	222
<b>Fumbles</b>	1	2
<b>Interceptions</b>	2	0
<b>Missed Field Goals</b>	3	2
<b>Lost on Downs</b>	2	2
<b>End of Half/Game</b>	1	1
<b>TDs Outside</b>	1	10
<b>Red-Zone Percentage</b>	51.9	55.3

STEELERS																			
Date	Opponent	Pos	TD	PAT	2-Pt.	Miss PAT	FG	FGA	Bk/MFG	INT	Fum	Dwns	Drive Ends			TD%	Pct.	Pts/Poss	
													Half	Game	Pts				
09/11	at Cincinnati	2	1	1	0	0	1	1	0	0	0	0	0	0	10	50.0	100.0	5.0	
09/18	New England	2	1	0	1	0	1	1	0	0	0	0	0	0	11	50.0	100.0	5.5	
09/22	at Cleveland	3	2	2	0	0	1	1	0	0	0	0	0	0	17	66.7	100.0	5.7	
10/02	N.Y. Jets	2	2	2	0	0	0	0	0	0	0	0	0	0	14	100.0	100.0	7.0	
10/09	at Buffalo	4	0	0	0	0	1	2	1	0	0	2	0	0	3	0.0	25.0	0.8	
10/16	Tampa Bay	3	2	2	0	0	1	1	0	0	0	0	0	0	17	66.7	100.0	5.7	
10/23	at Miami	2	1	1	0	0	0	0	0	1	0	0	0	0	7	50.0	50.0	3.5	
10/30	at Philadelphia	3	1	1	0	0	2	2	0	0	0	0	0	0	13	33.3	100.0	4.3	
11/13	New Orleans	5	2	2	0	0	2	3	1	0	0	0	0	0	20	40.0	80.0	4.0	
11/20	Cincinnati	5	3	3	0	0	2	2	0	0	0	0	0	0	27	60.0	100.0	5.4	
11/28	at Indianapolis	3	2	1	1	0	1	1	0	0	0	0	0	0	18	66.7	100.0	6.0	
12/04	at Atlanta	3	1	1	0	0	1	1	0	0	0	0	0	1	10	33.3	66.7	3.3	
12/11	Baltimore	4	2	2	0	0	0	1	1	1	0	0	0	0	14	50.0	50.0	3.5	
12/18	at Carolina	3	3	3	0	0	0	0	0	0	0	0	0	0	21	100.0	100.0	7.0	
12/24	Las Vegas	1	1	1	0	0	0	0	0	0	0	0	0	0	7	100.0	100.0	7.0	
01/01	at Baltimore	3	1	1	0	0	2	2	0	0	0	0	0	0	13	33.3	100.0	4.3	
01/08	Cleveland	4	2	1	1	0	1	1	0	0	1	0	0	0	18	50.0	75.0	4.5	
<b>TOTALS</b>		<b>52</b>	<b>27</b>	<b>24</b>	<b>3</b>	<b>0</b>	<b>16</b>	<b>19</b>	<b>3</b>	<b>2</b>	<b>1</b>	<b>2</b>	<b>0</b>	<b>1</b>	<b>240</b>	<b>51.9</b>	<b>82.7</b>	<b>4.6</b>	

OPPONENT																			
Date	Opponent	Pos	TD	PAT	2-Pt.	Miss PAT	FG	FGA	Bk/MFG	INT	Fum	Dwns	Drive Ends			TD%	Pct.	Pts/Poss	
													Half	Game	Pts				
09/11	at Cincinnati	5	2	0	1	1	1	2	1	0	0	1	0	0	17	40.0	60.0	3.4	
09/18	New England	3	1	1	0	0	1	1	0	0	0	0	0	1	10	33.3	66.7	3.3	
09/22	at Cleveland	4	3	2	0	1	1	1	0	0	0	0	0	0	23	75.0	100.0	5.8	
10/02	N.Y. Jets	3	3	3	0	0	0	0	0	0	0	0	0	0	21	100.0	100.0	7.0	
10/09	at Buffalo	4	1	1	0	0	1	2	1	0	1	0	0	0	10	25.0	50.0	2.5	
10/16	Tampa Bay	4	1	0	0	0	3	3	0	0	0	0	0	0	15	25.0	100.0	3.8	
10/23	at Miami	3	1	1	0	0	1	1	0	0	0	1	0	0	10	33.3	66.7	3.3	
10/30	at Philadelphia	1	1	1	0	0	0	0	0	0	0	0	0	0	7	100.0	100.0	7.0	
11/13	New Orleans	1	1	1	0	0	0	0	0	0	0	0	0	0	7	100.0	100.0	7.0	
11/20	Cincinnati	3	3	3	0	0	0	0	0	0	0	0	0	0	21	100.0	100.0	7.0	
11/28	at Indianapolis	3	2	2	0	0	0	0	0	1	0	0	0	0	14	66.7	66.7	4.7	
12/04	at Atlanta	2	1	1	0	0	1	1	0	0	0	0	0	0	10	50.0	100.0	5.0	
12/11	Baltimore	3	1	1	0	0	2	2	0	0	0	0	0	0	13	33.3	100.0	4.3	
12/18	at Carolina	3	1	1	0	0	2	2	0	0	0	0	0	0	13	33.3	100.0	4.3	
12/24	Las Vegas	1	1	1	0	0	0	0	0	0	0	0	0	0	7	100.0	100.0	7.0	
01/01	at Baltimore	2	1	1	0	0	1	1	0	0	0	0	0	0	10	50.0	100.0	5.0	
01/08	Cleveland	2	2	2	0	0	0	0	0	0	0	0	0	0	14	100.0	100.0	7.0	
<b>TOTALS</b>		<b>47</b>	<b>26</b>	<b>22</b>	<b>1</b>	<b>2</b>	<b>14</b>	<b>16</b>	<b>2</b>	<b>0</b>	<b>2</b>	<b>2</b>	<b>0</b>	<b>1</b>	<b>222</b>	<b>55.3</b>	<b>85.1</b>	<b>4.7</b>	

Date	Opponent	STEELERS												OPPONENT											
		1ST DOWN			2ND DOWN			3RD DOWN			4TH DOWN			1ST DOWN			2ND DOWN			3RD DOWN			4TH DOWN		
		Att	Yds	Avg	Att	Yds	Avg	Att	Yds	Avg	Att	Yds	Avg	Att	Yds	Avg	Att	Yds	Avg	Att	Yds	Avg	Att	Yds	Avg
09/11	at Cincinnati	26	123	4.7	20	85	4.3	15	59	3.9	0	0	0.0	43	166	3.9	32	146	4.6	16	89	5.6	3	31	10.3
09/18	New England	24	107	4.5	19	84	4.4	15	52	3.5	0	0	0.0	26	131	5.0	23	107	4.7	17	138	8.1	0	0	0.0
09/22	at Cleveland	28	177	6.3	18	116	6.4	9	15	1.7	0	0	0.0	29	174	6.0	22	119	5.4	16	70	4.4	4	13	3.3
10/02	N.Y. Jets	29	162	5.6	18	77	4.3	12	59	4.9	1	2	2.0	27	91	3.4	24	126	5.3	15	109	7.3	1	22	22.0
10/09	at Buffalo	34	201	5.9	20	84	4.2	15	79	5.3	3	0	0.0	27	243	9.0	18	111	6.2	9	198	22.0	0	0	0.0
10/16	Tampa Bay	23	69	3.0	22	64	2.9	15	136	9.1	1	1	1.0	29	115	4.0	23	143	6.2	14	37	2.6	2	9	4.5
10/23	at Miami	29	139	4.8	24	115	4.8	14	62	4.4	2	25	12.5	28	204	7.3	19	93	4.9	14	75	5.4	1	0	0.0
10/30	at Philadelphia	30	134	4.5	24	151	6.3	12	0	0.0	3	13	4.3	25	197	7.9	15	86	5.7	12	113	9.4	1	5	5.0
11/13	New Orleans	37	158	4.3	24	128	5.3	17	86	5.1	1	7	7.0	19	87	4.6	13	47	3.6	12	52	4.3	1	0	0.0
11/20	Cincinnati	27	136	5.0	23	91	4.0	17	124	7.3	1	0	0.0	31	166	5.4	25	206	8.2	9	36	4.0	0	0	0.0
11/28	at Indianapolis	29	139	4.8	24	136	5.7	14	48	3.4	0	0	0.0	27	125	4.6	20	101	5.1	12	58	4.8	3	6	2.0
12/04	at Atlanta	29	140	4.8	24	121	5.0	12	90	7.5	0	0	0.0	25	182	7.3	17	86	5.1	10	39	3.9	1	2	2.0
12/11	Baltimore	28	176	6.3	17	109	6.4	8	44	5.5	0	0	0.0	27	173	6.4	19	82	4.3	13	52	4.0	2	2	1.0
12/18	at Carolina	28	93	3.3	24	112	4.7	16	120	7.5	0	0	0.0	18	64	3.6	14	84	6.0	11	61	5.5	0	0	0.0
12/24	Las Vegas	27	100	3.7	23	176	7.7	14	71	5.1	2	3	1.5	22	59	2.7	18	55	3.1	12	87	7.3	0	0	0.0
01/01	at Baltimore	30	153	5.1	24	120	5.0	16	78	4.9	0	0	0.0	22	109	5.0	16	70	4.4	12	61	5.1	0	0	0.0
01/08	Cleveland	28	107	3.8	24	109	4.5	15	117	7.8	0	0	0.0	26	187	7.2	18	54	3.0	12	55	4.6	2	11	5.5
	<b>TOTALS</b>	<b>486</b>	<b>2,314</b>	<b>4.8</b>	<b>372</b>	<b>1,878</b>	<b>5.0</b>	<b>236</b>	<b>1,240</b>	<b>5.3</b>	<b>14</b>	<b>51</b>	<b>3.6</b>	<b>451</b>	<b>2,473</b>	<b>5.5</b>	<b>336</b>	<b>1,716</b>	<b>5.1</b>	<b>216</b>	<b>1,330</b>	<b>6.2</b>	<b>21</b>	<b>101</b>	<b>4.8</b>

STEELERS													
Date	Opponent	3rd & 1	3rd & 2	3rd & 3	3rd & 4	3rd & 5	3rd & 6	3rd & 7	3rd & 8	3rd & 9	3rd & 10+	Total	
09/11	at Cincinnati	1/1	2/4	0/1	0/2	1/2	0/0	0/0	0/1	0/0	0/4	4/15	
09/18	New England	3/3	0/1	2/2	1/3	0/0	0/0	0/1	0/2	0/0	2/3	8/15	
09/22	at Cleveland	0/0	0/0	0/2	0/0	0/3	0/0	0/0	0/1	1/1	0/2	1/9	
10/02	N.Y. Jets	1/2	0/0	1/1	2/3	0/1	1/1	0/0	1/2	0/0	0/2	6/12	
10/09	at Buffalo	0/0	0/0	1/1	1/2	1/1	0/3	0/0	1/3	0/1	1/4	5/15	
10/16	Tampa Bay	0/0	0/0	0/0	1/1	0/3	2/2	0/1	0/1	0/0	4/7	7/15	
10/23	at Miami	0/1	2/2	0/3	0/2	0/0	0/0	0/0	0/0	0/0	2/6	4/14	
10/30	at Philadelphia	1/1	0/2	0/1	0/1	0/1	0/0	0/2	0/0	0/1	0/3	1/12	
11/13	New Orleans	4/4	1/2	1/1	0/0	0/1	2/2	0/1	1/1	0/1	0/4	9/17	
11/20	Cincinnati	2/2	0/0	1/1	1/3	0/0	0/0	2/4	1/1	1/3	0/3	8/17	
11/28	at Indianapolis	1/2	3/5	0/0	0/0	1/1	1/1	0/1	0/0	1/1	0/3	7/14	
12/04	at Atlanta	3/3	0/0	1/1	1/1	0/1	0/0	0/1	1/2	0/0	0/3	6/12	
12/11	Baltimore	1/1	0/0	0/0	1/3	0/1	0/0	0/0	0/0	2/2	0/1	4/8	
12/18	at Carolina	5/5	1/1	0/1	1/1	0/1	3/5	0/0	0/0	0/0	2/2	12/16	
12/24	Las Vegas	0/2	1/2	0/0	1/1	2/4	0/0	0/0	1/2	0/1	0/2	5/14	
01/01	at Baltimore	4/4	1/2	0/2	2/3	1/1	0/0	0/0	1/1	0/0	1/3	10/16	
01/08	Cleveland	3/4	0/0	1/1	0/0	0/0	0/0	0/0	3/4	0/2	2/4	9/15	
<b>TOTALS</b>		<b>29/35</b>	<b>11/21</b>	<b>8/18</b>	<b>12/26</b>	<b>6/21</b>	<b>9/14</b>	<b>2/11</b>	<b>10/21</b>	<b>5/13</b>	<b>14/56</b>	<b>106/236</b>	
		<b>82.9%</b>	<b>52.4%</b>	<b>44.4%</b>	<b>46.2%</b>	<b>28.6%</b>	<b>64.3%</b>	<b>18.2%</b>	<b>47.6%</b>	<b>38.5%</b>	<b>25.0%</b>	<b>44.9%</b>	
		<b>3RD &amp; 1-3: 48 / 74 = 64.9%</b>			<b>3RD &amp; 4-6: 27 / 61 = 44.3%</b>			<b>3RD &amp; 7-10+: 31 / 101 = 30.7%</b>					

OPPONENT													
Date	Opponent	3rd & 1	3rd & 2	3rd & 3	3rd & 4	3rd & 5	3rd & 6	3rd & 7	3rd & 8	3rd & 9	3rd & 10+	Total	
09/11	at Cincinnati	1/1	2/2	1/2	1/2	2/2	0/2	1/1	0/2	0/0	0/2	8/16	
09/18	New England	1/1	2/3	2/2	1/1	0/2	0/0	2/2	0/1	1/2	0/3	9/17	
09/22	at Cleveland	3/5	0/1	1/2	1/1	0/0	0/0	0/0	0/1	1/2	0/4	6/16	
10/02	N.Y. Jets	0/0	0/0	0/0	0/0	3/3	2/3	1/2	0/1	0/1	0/5	6/15	
10/09	at Buffalo	0/0	0/0	0/0	2/3	1/2	0/0	0/0	0/0	0/1	2/3	5/9	
10/16	Tampa Bay	1/3	2/3	0/0	1/2	0/0	0/0	0/1	0/0	0/1	0/4	4/14	
10/23	at Miami	0/0	1/2	2/4	0/1	0/0	1/1	0/1	0/2	0/0	0/3	4/14	
10/30	at Philadelphia	2/2	1/1	1/1	1/1	0/0	1/1	0/0	1/1	0/1	0/4	7/12	
11/13	New Orleans	0/1	0/0	0/0	1/1	0/1	0/0	1/2	0/0	0/2	1/5	3/12	
11/20	Cincinnati	1/1	0/0	0/0	1/1	1/1	0/0	0/1	0/1	0/1	0/3	3/9	
11/28	at Indianapolis	2/3	0/0	0/2	0/2	0/0	1/2	0/1	0/0	0/0	0/2	3/12	
12/04	at Atlanta	2/2	1/1	0/1	0/0	0/0	0/0	0/0	0/0	0/0	0/6	3/10	
12/11	Baltimore	1/1	0/1	1/1	1/3	0/1	0/1	1/2	0/0	0/1	0/2	4/13	
12/18	at Carolina	0/0	0/1	0/0	0/1	1/1	0/0	1/1	0/3	0/0	2/4	4/11	
12/24	Las Vegas	1/1	1/1	0/0	0/0	0/1	0/0	1/2	0/0	1/1	2/6	6/12	
01/01	at Baltimore	1/2	1/2	0/0	0/0	0/1	1/2	1/1	1/1	0/0	0/3	5/12	
01/08	Cleveland	1/1	0/1	2/2	0/0	0/0	1/1	0/1	0/0	0/2	1/4	5/12	
<b>TOTALS</b>		<b>17/24</b>	<b>11/19</b>	<b>10/17</b>	<b>10/19</b>	<b>8/15</b>	<b>7/13</b>	<b>9/18</b>	<b>2/13</b>	<b>3/15</b>	<b>8/63</b>	<b>85/216</b>	
		<b>70.8%</b>	<b>57.9%</b>	<b>58.8%</b>	<b>52.6%</b>	<b>53.3%</b>	<b>53.8%</b>	<b>50.0%</b>	<b>15.4%</b>	<b>20.0%</b>	<b>12.7%</b>	<b>39.4%</b>	
		<b>3RD &amp; 1-3: 38 / 60 = 63.3%</b>			<b>3RD &amp; 4-6: 25 / 47 = 53.2%</b>			<b>3RD &amp; 7-10+: 22 / 109 = 20.2%</b>					



Date	Opponent	STEELERS						OPPONENT						
		4th & 1	4th & 2	4th & 3	4th & 4	4th & 5+	Total	4th & 1	4th & 2	4th & 3	4th & 4	4th & 5+	Total	
09/11	at Cincinnati	0/0	0/0	0/0	0/0	0/0	0/0	1/1	0/1	0/0	0/0	0/0	0/1	1/3
09/18	New England	0/0	0/0	0/0	0/0	0/0	0/0	0/0	0/0	0/0	0/0	0/0	0/0	0/0
09/22	at Cleveland	0/0	0/0	0/0	0/0	0/0	0/0	3/3	0/1	0/0	0/0	0/0	0/0	3/4
10/02	N.Y. Jets	1/1	0/0	0/0	0/0	0/0	1/1	0/0	0/0	0/0	0/0	0/0	1/1	1/1
10/09	at Buffalo	0/0	0/0	0/0	0/0	0/3	0/3	0/0	0/0	0/0	0/0	0/0	0/0	0/0
10/16	Tampa Bay	1/1	0/0	0/0	0/0	0/0	1/1	2/2	0/0	0/0	0/0	0/0	0/0	2/2
10/23	at Miami	1/1	0/0	0/0	0/0	1/1	2/2	0/0	0/0	0/1	0/0	0/0	0/0	0/1
10/30	at Philadelphia	2/2	1/1	1/1	0/0	0/0	4/4	0/0	1/1	0/0	0/0	0/0	0/0	1/1
11/13	New Orleans	0/0	1/1	0/0	0/0	0/0	1/1	0/1	0/0	0/0	0/0	0/0	0/0	0/1
11/20	Cincinnati	0/0	0/0	0/0	0/0	0/1	0/1	0/0	0/0	0/0	0/0	0/0	0/0	0/0
11/28	at Indianapolis	0/0	0/0	0/0	0/0	0/0	0/0	1/1	0/0	1/2	0/0	0/0	0/0	2/3
12/04	at Atlanta	0/0	0/0	0/0	0/0	0/0	0/0	1/1	0/0	0/0	0/0	0/0	0/0	1/1
12/11	Baltimore	0/0	0/0	0/0	0/0	0/0	0/0	1/2	0/0	0/0	0/0	0/0	0/0	1/2
12/18	at Carolina	0/0	0/0	0/0	0/0	0/0	0/0	0/0	0/0	0/0	0/0	0/0	0/0	0/0
12/24	Las Vegas	2/2	0/0	0/0	0/0	0/0	2/2	0/0	0/0	0/0	0/0	0/0	0/0	0/0
01/01	at Baltimore	0/0	0/0	0/0	0/0	0/0	0/0	0/0	0/0	0/0	0/0	0/0	0/0	0/0
01/08	Cleveland	0/0	0/0	0/0	0/0	0/0	0/0	0/0	0/0	0/0	0/0	0/0	1/2	1/2
<b>TOTALS</b>		<b>7/7</b>	<b>2/2</b>	<b>1/1</b>	<b>0/0</b>	<b>1/5</b>	<b>11/15</b>	<b>9/11</b>	<b>1/3</b>	<b>1/3</b>	<b>0/0</b>	<b>2/4</b>	<b>13/21</b>	
		<b>100.0%</b>	<b>100.0%</b>	<b>100.0%</b>	<b>0.0%</b>	<b>20.0%</b>	<b>73.3%</b>	<b>81.8%</b>	<b>33.3%</b>	<b>33.3%</b>	<b>0.0%</b>	<b>50.0%</b>	<b>61.9%</b>	

SEPTEMBER 11, 2022  
STEELERS @ CINCINNATI BENGALS  
W 23-20 (OT)

TOP TACKLERS		SACKS		INTS		FORCED FUMBLES		RECOVERED FUMBLES	
PLAYER	NO.	PLAYER	NO.	PLAYER	NO.	PLAYER	NO.	PLAYER	NO.
M. Fitzpatrick	14	A. Highsmith	3.0	M. Fitzpatrick	1	A. Highsmith	1	C. Heyward	1
M. Jack	10	C. Heyward	1.0	C. Sutton	1	A. Maulet	1		
A. Highsmith	9	A. Maulet	1.0	T. Watt	1				
A. Witherspoon	8	R. Spillane	1.0	A. Witherspoon	1				
T. Edmunds	6	T. Watt	1.0						
T. Watt	6								
D. Bush	5								
R. Spillane	5								
L. Ogunjobi	4								
A. Maulet	3								
C. Sutton	3								
L. Wallace	3								
C. Wormley	3								
C. Heyward	2								
M. Adams Sr.	1								
T. Alualu	1								
J. Jones	1								
D. Leal	1								
T. Norwood	1								
M. Reed	1								

SEPTEMBER 18, 2022  
STEELERS VS. NEW ENGLAND PATRIOTS  
L 17-14

TOP TACKLERS		SACKS		INTS		FORCED FUMBLES		RECOVERED FUMBLES	
PLAYER	NO.	PLAYER	NO.	PLAYER	NO.	PLAYER	NO.	PLAYER	NO.
M. Jack	13			M. Fitzpatrick	1				
M. Fitzpatrick	6								
R. Spillane	6								
C. Heyward	5								
D. Bush	4								
T. Edmunds	4								
M. Reed	4								
A. Highsmith	3								
L. Ogunjobi	3								
C. Sutton	3								
T. Alualu	2								
D. Leal	2								
A. Maulet	2								
A. Witherspoon	2								
C. Wormley	2								
M. Adams Sr.	1								
J. Jones	1								
T. Norwood	1								
L. Wallace	1								

SEPTEMBER 22, 2022  
STEELERS @ CLEVELAND BROWNS  
L 29-17

TOP TACKLERS		SACKS		INTS		FORCED FUMBLES		RECOVERED FUMBLES	
PLAYER	NO.	PLAYER	NO.	PLAYER	NO.	PLAYER	NO.	PLAYER	NO.
M. Jack	12	A. Highsmith	1.5						
D. Bush	11	L. Ogunjobi	0.5						
A. Highsmith	8								
C. Heyward	7								
C. Sutton	5								
A. Witherspoon	5								
C. Wormley	5								
M. Fitzpatrick	4								
T. Alualu	3								
L. Wallace	3								
T. Edmunds	2								
J. Jones	2								
L. Ogunjobi	2								
M. Reed	2								
R. Spillane	2								
D. Leal	1								
A. Maulet	1								

OCTOBER 2, 2022  
STEELERS VS. NEW YORK JETS  
L 24-20

TOP TACKLERS		SACKS		INTS		FORCED FUMBLES		RECOVERED FUMBLES	
PLAYER	NO.	PLAYER	NO.	PLAYER	NO.	PLAYER	NO.	PLAYER	NO.
M. Jack	9	A. Highsmith	1.0	M. Fitzpatrick	1				
M. Fitzpatrick	8			C. Sutton	1				
A. Maulet	7								
T. Norwood	7								
D. Bush	6								
A. Highsmith	4								
D. Leal	4								
C. Wormley	4								
L. Ogunjobi	3								
L. Wallace	3								
M. Adams Sr.	2								
C. Heyward	2								
T. Edmunds	1								
M. Reed	1								
R. Spillane	1								
C. Sutton	1								

OCTOBER 9, 2022  
STEELERS @ BUFFALO BILLS  
L 38-3

TOP TACKLERS		SACKS		INTS		FORCED FUMBLES		RECOVERED FUMBLES	
PLAYER	NO.	PLAYER	NO.	PLAYER	NO.	PLAYER	NO.	PLAYER	NO.
M. Jack	6			L. Wallace	1	C. Heyward	1	J. Jackson	1
C. Heyward	5								
J. Pierre	5								
D. Bush	4								
A. Maulet	4								
C. Sutton	4								
L. Wallace	3								
J. Jackson	2								
T. Norwood	2								
M. Fitzpatrick	1								
A. Highsmith	1								
D. Leal	1								
M. Reed	1								

OCTOBER 16, 2022  
STEELERS VS. TAMPA BAY BUCCANERS  
W 20-18

TOP TACKLERS		SACKS		INTS		FORCED FUMBLES		RECOVERED FUMBLES	
PLAYER	NO.	PLAYER	NO.	PLAYER	NO.	PLAYER	NO.	PLAYER	NO.
T. Edmunds	10	C. Heyward	1.0			A. Highsmith	1		
M. Jack	8	A. Highsmith	1.0						
D. Bush	6								
T. Norwood	5								
M. Reed	5								
R. Spillane	5								
J. Jackson	4								
L. Ogunjobi	4								
C. Heyward	3								
A. Maulet	3								
J. Pierre	3								
C. Wormley	3								
I. Loudermilk	2								
M. Adams Sr.	1								
T. Alualu	1								
A. Highsmith	1								
E. Riley	1								

OCTOBER 23, 2022  
STEELERS @ MIAMI DOLPHINS  
L 16-10

TOP TACKLERS		SACKS		INTS		FORCED FUMBLES		RECOVERED FUMBLES	
PLAYER	NO.	PLAYER	NO.	PLAYER	NO.	PLAYER	NO.	PLAYER	NO.
M. Jack	10								
D. Bush	6								
M. Fitzpatrick	6								
T. Edmunds	5								
C. Heyward	5								
A. Maulet	4								
L. Ogunjobi	3								
J. Pierre	3								
R. Spillane	3								
L. Wallace	3								
M. Adams Sr.	2								
T. Norwood	2								
T. Alualu	1								
R. Anderson	1								
A. Highsmith	1								
C. Sutton	1								
C. Wormley	1								

OCTOBER 30, 2022  
STEELERS @ PHILADELPHIA EAGLES  
L 35-13

TOP TACKLERS		SACKS		INTS		FORCED FUMBLES		RECOVERED FUMBLES	
PLAYER	NO.	PLAYER	NO.	PLAYER	NO.	PLAYER	NO.	PLAYER	NO.
M. Fitzpatrick	6	C. Davis	1.0						
A. Witherspoon	5	C. Heyward	1.0						
T. Edmunds	4	M. Reed	1.0						
A. Highsmith	4								
M. Jack	4								
M. Reed	4								
R. Spillane	4								
C. Sutton	4								
I. Loudermilk	3								
D. Bush	2								
C. Heyward	2								
A. Maulet	2								
J. Pierre	2								
C. Davis	1								

NOVEMBER 13, 2022  
STEELERS VS. NEW ORLEANS SAINTS  
W 20-10

TOP TACKLERS		SACKS		INTS		FORCED FUMBLES		RECOVERED FUMBLES	
PLAYER	NO.	PLAYER	NO.	PLAYER	NO.	PLAYER	NO.	PLAYER	NO.
R. Spillane	7	A. Highsmith	2.0	D. Kazez	1	A. Highsmith	1		
A. Highsmith	5			L. Wallace	1				
L. Wallace	5								
D. Kazez	4								
T. Watt	4								
D. Bush	3								
C. Heyward	3								
L. Ogunjobi	3								
M. Adams Sr.	2								
T. Edmunds	2								
C. Sutton	2								
C. Wormley	2								
A. Maulet	1								
T. Norwood	1								

NOVEMBER 20, 2022  
STEELERS VS. CINCINNATI BENGALS  
L 37-30

TOP TACKLERS		SACKS		INTS		FORCED FUMBLES		RECOVERED FUMBLES	
PLAYER	NO.	PLAYER	NO.	PLAYER	NO.	PLAYER	NO.	PLAYER	NO.
M. Jack	9	C. Heyward	1.0	L. Wallace	1				
D. Bush	7	A. Highsmith	0.5	T. Watt	1				
C. Heyward	7	T. Watt	0.5						
A. Maulet	6								
T. Watt	6								
R. Spillane	5								
L. Wallace	4								
M. Fitzpatrick	3								
C. Sutton	3								
M. Adams Sr.	2								
T. Edmunds	2								
C. Wormley	2								
T. Alualu	1								
A. Highsmith	1								
D. Kazez	1								
L. Ogunjobi	1								
M. Reed	1								

NOVEMBER 28, 2022  
STEELERS @ INDIANAPOLIS COLTS  
W 24-17

TOP TACKLERS		SACKS		INTS		FORCED FUMBLES		RECOVERED FUMBLES	
PLAYER	NO.	PLAYER	NO.	PLAYER	NO.	PLAYER	NO.	PLAYER	NO.
D. Bush	8	T. Edmunds	1.0	J. Pierre	1	A. Highsmith	1	C. Wormley	1
M. Fitzpatrick	7	A. Highsmith	1.0			T. Watt	1		
M. Jack	7	A. Maulet	1.0						
T. Edmunds	6								
A. Highsmith	6								
A. Maulet	6								
L. Ogunjobi	5								
L. Wallace	5								
M. Reed	4								
M. Adams Sr.	3								
T. Watt	3								
C. Wormley	2								
C. Heyward	1								
D. Kazez	1								
C. Sutton	1								

DECEMBER 4, 2022  
STEELERS @ ATLANTA FALCONS  
W 19-16

TOP TACKLERS		SACKS		INTS		FORCED FUMBLES		RECOVERED FUMBLES	
PLAYER	NO.	PLAYER	NO.	PLAYER	NO.	PLAYER	NO.	PLAYER	NO.
M. Fitzpatrick	7	C. Heyward	1.0	M. Fitzpatrick	1				
L. Wallace	6								
M. Jack	5								
D. Bush	4								
T. Edmunds	4								
C. Heyward	4								
L. Ogunjobi	4								
C. Sutton	4								
M. Adams Sr.	3								
T. Watt	3								
C. Wormley	2								
T. Alualu	1								
A. Highsmith	1								
D. Kazez	1								
J. Pierre	1								
M. Reed	1								
R. Spillane	1								

DECEMBER 11, 2022  
STEELERS VS. BALTIMORE RAVENS  
L 16-14

TOP TACKLERS		SACKS		INTS		FORCED FUMBLES		RECOVERED FUMBLES	
PLAYER	NO.	PLAYER	NO.	PLAYER	NO.	PLAYER	NO.	PLAYER	NO.
M. Fitzpatrick	11	T. Watt	1.0			C. Wormley	1		
T. Edmunds	9	T. Alualu	0.5						
M. Jack	7	C. Wormley	0.5						
D. Bush	6								
C. Heyward	6								
T. Watt	5								
M. Adams Sr.	3								
A. Highsmith	3								
D. Kazez	3								
L. Wallace	3								
C. Wormley	3								
L. Ogunjobi	2								
J. Pierre	2								
R. Spillane	2								
C. Sutton	2								
T. Alualu	1								
J. Jones	1								
A. Maulet	1								

DECEMBER 18, 2022  
STEELERS @ CAROLINA PANTHERS  
W 24-16

TOP TACKLERS		SACKS		INTS		FORCED FUMBLES		RECOVERED FUMBLES	
PLAYER	NO.	PLAYER	NO.	PLAYER	NO.	PLAYER	NO.	PLAYER	NO.
R. Spillane	7	C. Heyward	1.5			A. Highsmith	1		
L. Ogunjobi	5	T. Watt	1.5						
D. Bush	4	A. Highsmith	1.0						
T. Edmunds	4								
A. Highsmith	4								
C. Heyward	3								
M. Fitzpatrick	2								
A. Maulet	2								
J. Pierre	2								
C. Sutton	2								
L. Wallace	2								
T. Watt	2								
T. Alualu	1								
D. Kazez	1								
I. Loudermilk	1								

DECEMBER 24, 2022  
STEELERS VS. LAS VEGAS RAIDERS  
W 13-10

TOP TACKLERS		SACKS		INTS		FORCED FUMBLES		RECOVERED FUMBLES	
PLAYER	NO.	PLAYER	NO.	PLAYER	NO.	PLAYER	NO.	PLAYER	NO.
R. Spillane	12	C. Heyward	2.0	M. Fitzpatrick	1				
C. Heyward	7	A. Highsmith	1.0	A. Maulet	1				
D. Kazez	4			C. Sutton	1				
L. Ogunjobi	4								
M. Adams Sr.	3								
D. Bush	3								
C. Sutton	3								
L. Wallace	3								
T. Watt	3								
M. Fitzpatrick	2								
E. Riley	2								
T. Alualu	1								
A. Highsmith	1								
A. Maulet	1								
T. Norwood	1								
M. Reed	1								

JANUARY 1, 2023  
STEELERS @ BALTIMORE RAVENS  
W 16-13

TOP TACKLERS		SACKS		INTS		FORCED FUMBLES		RECOVERED FUMBLES	
PLAYER	NO.	PLAYER	NO.	PLAYER	NO.	PLAYER	NO.	PLAYER	NO.
M. Fitzpatrick	9	T. Watt	1.0	M. Fitzpatrick	1				
R. Spillane	9								
M. Robinson	7								
T. Edmunds	6								
C. Heyward	4								
T. Watt	4								
A. Highsmith	3								
D. Leal	3								
A. Maulet	3								
L. Wallace	3								
D. Bush	2								
D. Kazez	2								
L. Ogunjobi	2								
C. Sutton	2								
M. Adams Sr.	1								

JANUARY 8, 2023  
 STEELERS VS. CLEVELAND BROWNS  
 W 28-14

TOP TACKLERS		SACKS		INTS		FORCED FUMBLES		RECOVERED FUMBLES	
PLAYER	NO.	PLAYER	NO.	PLAYER	NO.	PLAYER	NO.	PLAYER	NO.
M. Fitzpatrick	10	A. Highsmith	2.5	D. Kazez	1				
C. Heyward	8	C. Heyward	2.0	L. Wallace	1				
A. Highsmith	8	T. Edmunds	1.0						
R. Spillane	8	L. Ogunjobi	1.0						
T. Edmunds	5	T. Watt	0.5						
M. Jack	4								
L. Ogunjobi	3								
C. Sutton	3								
T. Watt	3								
M. Adams Sr.	2								
J. Jones	2								
D. Kazez	2								
D. Leal	2								
J. Pierre	2								
I. Loudermilk	1								
M. Robinson	1								
L. Wallace	1								

DATE	OPPONENT	TT	SOLO	ASST	SACKS	SACK YDS	INTS	INT YDS	PD	DTD	DS	TFL	QBH	FF	FR
9/11	at Cincinnati	87	58	29	7	39.0	4	31.0	9	1	0	9	11	2	1
9/18	New England	65	34	31	0	0.0	1	13.0	5	0	0	1	3	0	0
9/22	at Cleveland	75	48	27	2	15.0	0	0.0	4	0	0	3	4	0	0
10/2	N.Y. Jets	63	35	28	1	4.0	2	60.0	4	0	0	5	6	0	0
10/9	at Buffalo	39	27	12	0	0.0	1	0.0	7	0	0	2	1	1	1
10/16	Tampa Bay	65	45	20	2	14.0	0	0.0	4	0	0	4	5	1	0
10/23	at Miami	57	37	20	0	0.0	0	0.0	5	0	0	4	1	0	0
10/30	at Philadelphia	47	32	15	3	18.0	0	0.0	5	0	0	4	4	0	0
11/13	New Orleans	44	28	16	2	17.0	2	2.0	5	0	0	2	2	1	0
11/20	Cincinnati	61	32	29	2	9.0	2	3.0	8	0	0	4	7	0	0
11/28	at Indianapolis	65	35	30	3	19.0	1	0.0	5	0	0	2	8	2	1
12/4	at Atlanta	52	33	19	1	7.0	1	16.0	3	0	0	3	4	0	0
12/11	Baltimore	70	38	32	2	10.0	0	0.0	1	0	0	3	4	1	0
12/18	at Carolina	42	26	16	4	37.0	0	0.0	2	0	0	7	6	1	0
12/24	Las Vegas	51	32	19	3	31.0	3	12.0	7	0	0	6	5	0	0
1/1	at Baltimore	60	31	29	1	10.0	1	0.0	2	0	0	3	3	0	0
1/8	Cleveland	65	33	32	7	57.0	2	15.0	6	0	0	6	10	0	0
	<b>2022 TOTALS</b>	<b>1,008</b>	<b>604</b>	<b>404</b>	<b>40</b>	<b>287.0</b>	<b>20</b>	<b>152.0</b>	<b>82</b>	<b>1</b>	<b>0</b>	<b>68</b>	<b>84</b>	<b>9</b>	<b>3</b>

AMERICAN FOOTBALL CONFERENCE						
	OFFENSE			DEFENSE		
	TOTAL	RUSH	PASS	TOTAL	RUSH	PASS
Baltimore Ravens	9	*1	15	5	2	12
Buffalo Bills	2	3	5	2	4	7
Cincinnati Bengals	4	14	4	10	6	11
Cleveland Browns	8	2	11	8	14	2
Denver Broncos	10	9	9	3	9	6
Houston Texans	16	16	14	16	16	4
Indianapolis Colts	14	10	12	9	13	5
Jacksonville Jaguars	6	5	6	14	10	14
Kansas City Chiefs	*1	8	*1	6	7	9
Las Vegas Raiders	7	7	7	15	12	15
Los Angeles Chargers	5	15	2	12	15	3
Miami Dolphins	3	12 T	3	11	3	13
New England Patriots	13	11	10	4	5	8
New York Jets	12	12 T	8	*1	11	*1
<b>Pittsburgh Steelers</b>	<b>11</b>	<b>6</b>	<b>13</b>	<b>7</b>	<b>8</b>	<b>10</b>
Tennessee Titans	15	4	16	13	*1	16
NATIONAL FOOTBALL CONFERENCE						
	OFFENSE			DEFENSE		
	TOTAL	RUSH	PASS	TOTAL	RUSH	PASS
Arizona Cardinals	12	13	10	9	4	13
Atlanta Falcons	13	2	15	13	10	14
Carolina Panthers	15	7	14	10	7	12
Chicago Bears	14	*1	16	14	16	9
Dallas Cowboys	5	6	7	6	9	5
Detroit Lions	2	8	3	16	14	15
Green Bay Packers	8	10	9	7	12	4
Los Angeles Rams	16	14 T	13	8	3	11
Minnesota Vikings	4	14 T	2	15	8	16
New Orleans Saints	10	12	8	4	11	2
New York Giants	9	3	12	11	13	8
Philadelphia Eagles	*1	4	4	2	6	*1
San Francisco 49ers	3	5	6	*1	*1	10
Seattle Seahawks	6	11	5	12	15	7
Tampa Bay Buccaneers	7	16	*1	5	5	6
Washington Commanders	11	9	11	3	2	3
NATIONAL FOOTBALL LEAGUE						
	OFFENSE			DEFENSE		
	TOTAL	RUSH	PASS	TOTAL	RUSH	PASS
Arizona Cardinals	22	22	18	21	14	24
Atlanta Falcons	24	3	31	27	23	25
Baltimore Ravens	16	2	28	9 T	3	26
Buffalo Bills	2	7	7	6	5	15
Carolina Panthers	29	10	29	22	18	22
Chicago Bears	28	*1	32	29	31	17
Cincinnati Bengals	8	29	5	16	7	23
Cleveland Browns	14	6	22	14	25	5
Dallas Cowboys	11	9	14	12	22	8
Denver Broncos	21	21	19	7	10	12
Detroit Lions	4	11	8	32	29	30
Green Bay Packers	17	15	17	17	26	6
Houston Texans	31	31	25	30	32	10
Indianapolis Colts	27	23	23	15	21	11
Jacksonville Jaguars	10	14	10	24	12	28
Kansas City Chiefs	*1	20	*1	11	8	18
Las Vegas Raiders	12	17	11 T	28	19	29
Los Angeles Chargers	9	30	3	20	28	7
Los Angeles Rams	32	27 T	27	19	13	21
Miami Dolphins	6	25 T	4	18	4	27
Minnesota Vikings	7	27 T	6	31	20	31
New England Patriots	26	24	20	8	6	16
New Orleans Saints	19	19	16	5	24	2
New York Giants	18	4	26	25	27	14
New York Jets	25	25 T	15	4	16 T	3
Philadelphia Eagles	3	5	9	2	16 T	*1
<b>Pittsburgh Steelers</b>	<b>23</b>	<b>16</b>	<b>24</b>	<b>13</b>	<b>9</b>	<b>19</b>
San Francisco 49ers	5	8	13	*1	2	20
Seattle Seahawks	13	18	11 T	26	30	13
Tampa Bay Buccaneers	15	32	2	9 T	15	9
Tennessee Titans	30	13	30	23	*1	32
Washington Commanders	20	12	21	3	11	4

\* = NFL leader | T = Tied for position



NFL		OFFENSE				DEFENSE			
DATE	OPPONENT	*POINTS		*POINTS		*POINTS		*POINTS	
		TOTAL RUSH	PASS SCORED	TOTAL RUSH	PASS SCORED	TOTAL RUSH	PASS SCORED	TOTAL RUSH	PASS SCORED
09/11	at Cincinnati	27	26	24	T-12	28	23	28	T-12
09/18	New England	30	26	28	T-19	T-25	22	30	T-12
09/22	at Cleveland	31	23	28	19	24	28	22	18
10/02	N.Y. Jets	30	23	28	T-23	24	24	21	15
10/09	at Buffalo	28	29	23	30	30	23	T-30	T-25
10/16	Tampa Bay	29	28	25	30	29	18	30	T-23
10/23	at Miami	30	27	24	31	28	18	29	22
10/30	at Philadelphia	28	25	24	32	29	16	31	24
11/13	New Orleans	28	22	T-24	31	27	6	30	T-20
11/20	Cincinnati	27	22	23	28	28	7	32	26
11/28	at Indianapolis	28	21	25	28	25	6	30	24
12/04	at Atlanta	26	16	24	28	24	7	28	19
12/11	Baltimore	26	19	24	27	22	15	24	14
12/18	at Carolina	26	18	24	27	19	7	24	13
12/24	Las Vegas	23	18	24	29	18	6	23	13
01/01	at Baltimore	23	17	24	29	15	7	21	11
01/08	Cleveland	23	16	24	26	14	9	20	10

\*Points per game

AFC		OFFENSE				DEFENSE			
DATE	OPPONENT	*POINTS		*POINTS		*POINTS		*POINTS	
		TOTAL RUSH	PASS SCORED	TOTAL RUSH	PASS SCORED	TOTAL RUSH	PASS SCORED	TOTAL RUSH	PASS SCORED
09/11	at Cincinnati	16	13	15	6	15	14	14	16
09/18	New England	16	12	16	T-10	T-13	14	15	6
09/22	at Cleveland	16	11	16	10	12	14	12	9
10/02	N.Y. Jets	16	10	16	T-12	12	14	11	6
10/09	at Buffalo	14	15	13	14	16	13	T-14	13
10/16	Tampa Bay	14	14	14	15	15	11	15	11
10/23	at Miami	15	13	13	15	15	10	14	11
10/30	at Philadelphia	14	11	13	16	15	9	16	13
11/13	New Orleans	14	9	T-13	15	14	4	15	T-11
11/20	Cincinnati	13	9	11	13	15	4	16	14
11/28	at Indianapolis	14	9	13	13	13	4	15	13
12/04	at Atlanta	13	7	13	13	12	5	13	11
12/11	Baltimore	13	8	13	13	11	11	12	8
12/18	at Carolina	13	8	13	13	10	5	11	8
12/24	Las Vegas	11	8	13	13	10	4	11	8
01/01	at Baltimore	11	7	13	13	9	6	11	7
01/08	Cleveland	11	6	13	11	8	8	11	5

	09/11	09/18	09/22	10/02	10/09	10/16	10/23	10/30	11/13	11/20	11/28	12/04	12/11	12/18	12/24	01/01	01/08	Totals
	@ CIN	NE	@ CLE	NYJ	@ BUF	TB	@ MIA	@ PHI	NO	CIN	@ IND	@ ATL	BAL	@ CAR	LV	@ BAL	CLE	
<b>FIRST DOWNS</b>																		
Total	13	16	20	20	23	15	19	21	28	17	22	22	23	22	19	22	23	<b>345</b>
Rushing	4	5	9	7	2	3	4	10	13	5	11	11	3	13	6	13	10	<b>129</b>
Passing	8	11	10	11	19	11	14	9	9	10	10	10	16	9	13	9	10	<b>189</b>
Penalty	1	0	1	2	2	1	1	2	6	2	1	1	4	0	0	0	3	<b>27</b>
<b>THIRD DOWNS</b>																		
Attempts	15	15	9	12	15	15	14	12	17	17	14	12	8	16	14	16	15	<b>236</b>
Converted	4	8	1	6	5	7	4	1	9	8	7	6	4	12	5	10	9	<b>106</b>
Percentage	26.7%	53.3%	11.1%	50.0%	33.3%	46.7%	28.6%	8.3%	52.9%	47.1%	50.0%	50.0%	50.0%	75.0%	35.7%	62.5%	60.0%	<b>44.9%</b>
<b>FOURTH DOWNS</b>																		
Attempts	0	0	0	1	3	1	2	4	1	1	0	0	0	0	2	0	0	<b>15</b>
Converted	0	0	0	1	0	1	2	4	1	0	0	0	0	0	2	0	0	<b>11</b>
Percentage	0	0	0	100.0%	0.0%	100.0%	100.0%	100.0%	100.0%	0.0%	0	0	0	0	100.0%	0	0	<b>73.3%</b>
<b>TOT. OFFENSE</b>																		
Net Yards	267	243	308	297	364	270	341	302	379	351	323	351	329	325	350	351	333	<b>5,484</b>
Plays	61	58	55	60	72	61	69	70	79	68	67	65	53	68	66	70	67	<b>1,109</b>
Avg./Play	4.4	4.2	5.6	5.0	5.1	4.4	4.9	4.3	4.8	5.2	4.8	5.4	6.2	4.8	5.3	5.0	5.0	<b>4.9</b>
<b>RUSHING</b>																		
Net Yards	75	91	104	119	54	77	95	144	217	102	172	154	65	156	106	198	144	<b>2,073</b>
Rush. Att.	22	22	22	31	17	29	23	24	43	24	36	37	20	45	27	41	37	<b>500</b>
Avg./Att.	3.4	4.1	4.7	3.8	3.2	2.7	4.1	6.0	5.0	4.3	4.8	4.2	3.3	3.5	3.9	4.8	3.9	<b>4.1</b>
<b>PASSING</b>																		
Net Yards	192	152	204	178	310	193	246	158	162	249	151	197	264	169	244	153	189	<b>3,411</b>
Attempts	38	33	32	26	52	30	44	40	30	42	28	31	22	39	27	29	29	<b>571</b>
Completions	21	21	20	17	34	20	32	27	18	25	20	16	22	17	26	15	13	<b>364</b>
Intercepted	0	1	0	4	1	0	3	1	0	0	0	0	3	0	1	0	0	<b>14</b>
Gross Yards	194	168	207	204	327	211	257	196	199	265	174	197	276	179	244	168	195	<b>3,661</b>
Sacked	1.0	3.0	1.0	3.0	3.0	2.0	2.0	6.0	6.0	2.0	3.0	0.0	2.0	1.0	0.0	2.0	1.0	<b>38.0</b>
Yards Lost	2	16	3	26	17	18	11	38	37	16	23	0	12	10	0	15	6	<b>250</b>
<b>ADVANCES</b>																		
Rushes	22	22	22	31	17	29	23	24	43	24	36	37	20	45	27	41	37	<b>500</b>
Completions	21	21	20	17	34	20	32	27	18	25	20	16	22	17	26	15	13	<b>364</b>
Totals	43	43	42	48	51	49	55	51	61	49	56	53	42	62	53	56	50	<b>864</b>
Total Drives	15	9	11	12	11	10	12	10	11	13	10	9	9	9	11	9	9	<b>180</b>
<b>PENALTIES</b>																		
Number	8	3	5	8	6	7	5	9	3	8	3	7	2	7	3	6	4	<b>94</b>
Yards	59	20	25	55	54	45	40	60	40	70	19	30	15	81	35	43	20	<b>711</b>
<b>FUMBLES</b>																		
Number	1	1	2	2	1	1	0	2	1	1	0	1	0	0	0	0	3	<b>16</b>
Lost	0	1	1	0	1	0	0	1	0	0	0	0	0	0	0	0	1	<b>5</b>
<b>PUNTING</b>																		
Yards	388	206	212	158	163	221	251	180	123	273	182	85	111	136	140	99	144	<b>3,072</b>
Punts	8	4	5	4	4	5	6	4	3	6	4	2	3	3	3	2	3	<b>69</b>
Net Avg.	42.1	41.3	40.2	39.5	40.8	41.4	41.7	43.0	41.0	41.8	40.5	42.5	27.3	38.7	42.3	48.5	46.3	<b>41.1</b>
Gross Avg.	48.5	51.5	42.4	39.5	40.8	44.2	41.8	45.0	41.0	45.5	45.5	42.5	37.0	45.3	46.7	49.5	48.0	<b>44.5</b>
<b>SCORING</b>																		
Points	23	14	17	20	3	20	10	13	20	30	24	19	14	24	13	16	28	<b>308</b>
Q1	10	0	0	0	3	7	0	7	7	3	3	3	7	7	0	3	0	<b>60</b>
Q2	7	3	14	6	0	3	10	3	3	17	13	13	0	7	3	0	10	<b>112</b>
Q3	0	3	0	7	0	3	0	3	0	3	0	3	0	7	0	3	10	<b>42</b>
Q4	3	8	3	7	0	7	0	0	10	7	8	0	7	3	10	10	8	<b>91</b>
OT	3	0	0	0	0	0	0	0	0	0	0	0	0	0	0	0	0	<b>3</b>
TD Rushing	0	0	2	2	0	0	0	0	2	2	2	0	1	3	0	0	2	<b>16</b>
TD Passing	1	1	0	0	0	2	1	1	0	1	0	1	1	0	1	1	1	<b>12</b>
TD KO Returns	0	0	0	0	0	0	0	0	0	0	0	0	0	0	0	0	0	<b>0</b>
TD Punt Returns	0	0	0	0	0	0	0	0	0	0	0	0	0	0	0	0	0	<b>0</b>
TD Sp. Teams	0	0	0	0	0	0	0	0	0	0	0	0	0	0	0	0	0	<b>0</b>
TD Def. Returns	1	0	0	0	0	0	0	0	0	0	0	0	0	0	0	0	0	<b>1</b>
FG Attempts	4	2	2	2	3	2	1	2	4	3	3	4	1	1	4	4	2	<b>44</b>
FG Made	3	2	1	2	1	2	1	2	2	3	3	4	0	1	2	3	2	<b>34</b>
Safety	0	0	0	0	0	0	0	0	0	0	0	0	0	0	0	0	0	<b>0</b>
2-Pt Attempts	0	1	0	0	0	0	0	0	0	0	1	0	0	0	0	0	1	<b>3</b>
2-Pt Made	0	1	0	0	0	0	0	0	0	0	1	0	0	0	0	0	1	<b>3</b>
Time of Possession	26:18	26:24	23:51	30:01	36:08	29:59	33:16	34:18	38:56	28:24	34:22	32:55	27:01	36:11	32:39	34:14	30:56	<b>535:53</b>

	09/11	09/18	09/22	10/02	10/09	10/16	10/23	10/30	11/13	11/20	11/28	12/04	12/11	12/18	12/24	01/01	01/08	Totals
	@ CIN	NE	@ CLE	NYJ	@ BUF	TB	@ MIA	@ PHI	NO	CIN	@ IND	@ ATL	BAL	@ CAR	LV	@ BAL	CLE	
<b>FIRST DOWNS</b>																		
Total	32	18	22	19	21	20	17	20	10	22	19	18	18	12	13	15	18	314
Rushing	5	8	10	5	4	7	5	6	1	3	6	8	12	0	4	6	5	95
Passing	22	10	12	12	15	11	12	13	8	18	11	9	5	10	9	8	11	196
Penalty	5	0	0	2	2	2	0	1	1	1	2	1	1	2	0	1	2	23
<b>THIRD DOWNS</b>																		
Attempts	16	17	16	15	9	14	14	12	12	9	12	10	13	11	12	12	12	216
Converted	8	9	6	6	5	4	4	7	3	3	3	3	4	4	6	5	5	85
Percentage	50.0%	52.9%	37.5%	40.0%	55.6%	28.6%	28.6%	58.3%	25.0%	33.3%	25.0%	30.0%	30.8%	36.4%	50.0%	41.7%	41.7%	39.4%
<b>FOURTH DOWNS</b>																		
Attempts	3	0	4	1	0	2	1	1	1	0	3	1	2	0	0	0	2	21
Converted	1	0	3	1	0	2	0	1	0	0	2	1	1	0	0	0	1	13
Percentage	33.3%	0	75.0%	100.0%	0	100.0%	0.0%	100.0%	0.0%	0	66.7%	100.0%	50.0%	0	0	0	50.0%	61.9%
<b>TOT. OFFENSE</b>																		
Net Yards	432	376	376	348	552	304	372	401	186	408	290	306	309	209	201	240	307	5,617
Plays	94	66	71	67	54	68	62	53	45	65	62	53	61	43	52	50	58	1,024
Avg./Play	4.6	5.7	5.3	5.2	10.2	4.5	6.0	7.6	4.1	6.3	4.7	5.8	5.1	4.9	3.9	4.8	5.3	5.5
<b>RUSHING</b>																		
Net Yards	133	124	171	98	120	75	111	111	29	62	110	146	215	21	58	120	134	1,838
Rush. Att.	34	31	38	29	18	26	27	20	15	24	25	28	42	16	19	28	22	442
Avg./Att.	3.9	4.0	4.5	3.4	6.7	2.9	4.1	5.6	1.9	2.6	4.4	5.2	5.1	1.3	3.1	4.3	6.1	4.2
<b>PASSING</b>																		
Net Yards	299	252	205	250	432	229	261	290	157	346	180	160	94	188	143	120	173	3,779
Attempts	53	35	31	37	36	40	35	30	28	39	34	24	17	23	30	21	29	542
Completions	33	21	21	19	22	25	21	20	17	24	22	13	11	14	16	14	19	332
Intercepted	4	1	0	2	1	0	0	2	2	1	1	0	0	3	1	2	2	20
Gross Yards	338	252	220	254	432	243	261	308	174	355	199	167	104	225	174	130	230	4,066
Sacked	7.0	0.0	2.0	1.0	0.0	2.0	0.0	3.0	2.0	2.0	3.0	1.0	2.0	4.0	3.0	1.0	7.0	40.0
Yards Lost	39	0	15	4	0	14	0	18	17	9	19	7	10	37	31	10	57	287
<b>ADVANCES</b>																		
Rushes	34	31	38	29	18	26	27	20	15	24	25	28	42	16	19	28	22	442
Completions	33	21	21	19	22	25	21	20	17	24	22	13	11	14	16	14	19	332
Totals	67	52	59	48	40	51	48	40	32	48	47	41	53	30	35	42	41	774
Total Drives	14	10	10	11	13	10	12	10	10	13	10	8	10	8	10	8	10	177
<b>PENALTIES</b>																		
Number	4	7	5	7	5	6	5	8	10	6	2	6	5	5	2	4	9	96
Yards	27	55	24	64	28	42	30	60	74	44	20	48	46	40	20	30	65	717
<b>FUMBLES</b>																		
Number	2	0	0	1	1	1	0	0	2	0	3	0	2	1	0	0	1	14
Lost	1	0	0	1	1	0	0	0	0	0	1	0	0	0	0	0	0	3
<b>PUNTING</b>																		
Yards	158	166	203	235	110	230	256	183	259	162	150	137	124	194	208	179	194	3,148
Punts	3	4	5	5	2	5	6	4	5	3	3	3	3	4	5	4	4	68
Net Avg.	39.3	31.5	36.6	43.8	35.0	41.4	39.5	43.3	47.2	48.7	44.0	45.3	41.3	47.3	39.8	39.8	38.5	41.3
Gross Avg.	52.7	41.5	40.6	47.0	55.0	46.0	42.7	45.8	51.8	54.0	50.0	45.7	41.3	48.5	41.6	44.8	48.5	46.3
<b>SCORING</b>																		
Points	20	17	29	24	38	18	16	35	10	37	17	16	16	16	10	13	14	346
Q1	3	3	7	3	10	3	13	7	0	10	0	0	10	0	7	0	0	76
Q2	3	7	6	7	21	6	3	14	10	7	3	6	3	7	3	10	7	123
Q3	8	7	3	0	0	3	0	7	0	10	14	7	0	0	0	0	3	62
Q4	6	0	13	14	7	6	0	7	0	10	0	3	3	9	0	0	7	85
OT	0	0	0	0	0	0	0	0	0	0	0	0	0	0	0	0	0	0
TD Rushing	0	1	1	1	1	0	0	1	0	0	1	0	1	0	0	0	0	7
TD Passing	2	1	2	2	4	1	1	4	1	4	1	1	1	0	1	1	2	29
TD KO Returns	0	0	0	0	0	0	0	0	0	0	0	0	0	0	0	0	0	0
TD Punt Returns	0	0	0	0	0	0	0	0	0	0	0	0	0	0	0	0	0	0
TD Sp. Teams	0	0	0	0	0	0	0	0	0	0	0	0	0	0	0	0	0	0
TD Def. Returns	0	0	1	0	0	0	0	0	0	0	0	0	0	0	0	0	0	1
FG Attempts	3	2	1	1	2	4	3	0	1	3	2	3	3	3	1	2	0	34
FG Made	2	1	1	1	1	4	3	0	1	3	1	3	3	3	1	2	0	30
Safety	0	0	0	0	0	0	0	0	0	0	0	0	0	0	0	0	0	0
2-Pt Attempts	1	0	0	0	0	1	0	0	0	0	0	0	0	0	0	0	0	2
2-Pt Made	1	0	0	0	0	0	0	0	0	0	0	0	0	0	0	0	0	1
Time of Possession	43:42	33:36	36:09	29:59	23:52	30:01	26:44	25:42	21:04	31:36	25:38	27:05	32:59	23:49	27:21	25:46	29:04	494:07

2022 REGULAR SEASON - DEFENSIVE TAKEAWAYS						
DATE	OPPONENT	TAKEAWAY	QTR.	SCORE	YD-LINE	RESULT
09/11	at Cincinnati	M. Fitzpatrick INT (J. Burrow)	1	7-0	CIN-31	TD
		C. Heyward FR (A. Highsmith FF)	1	7-3	CIN-34	FG
		T. Watt INT (J. Burrow)	2	10-3	PIT-41	TD
		C. Sutton INT (J. Burrow)	2	17-3	PIT-15	Punt
09/18	New England	A. Witherspoon INT (J. Burrow)	4	20-14	PIT-23	Punt
09/18	New England	M. Fitzpatrick INT (M. Jones)	1	0-3	PIT-21	FG
09/22	at Cleveland	None				
10/02	N.Y. Jets	C. Sutton INT (Z. Wilson)	2	3-10	PIT-4	FG
		M. Fitzpatrick INT (Z. Wilson)	3	6-10	NYJ-38	TD
10/09	at Buffalo	L. Wallace INT (J. Allen: touchback)	2	3-10	PIT-(2)	Punt
		J. Jackson FR (C. Heyward FF: touchback)	3	3-31	PIT-(5)	Missed FG
10/16	Tampa Bay	None				
10/23	at Miami	None				
10/30	at Philadelphia	None				
11/13	New Orleans	D. Kazez INT (A. Dalton)	4	13-10	NO-46	TD
		L. Wallace INT (A. Dalton)	4	20-10	PIT-26	EOG
11/20	Cincinnati	L. Wallace INT (J. Burrow)	2	17-17	PIT-41	FG
		T. Watt INT (J. Burrow)	3	20-24	CIN-21	FG
11/28	at Indianapolis	J. Pierre INT (M. Ryan)	1	3-0	IND-38	Punt
		C. Wormley FR (M. Ryan fumble)	3	16-10	PIT-7	Punt
12/04	at Atlanta	M. Fitzpatrick INT (M. Mariota)	4	19-16	ATL-20	EOG
12/11	Baltimore	None				
12/18	at Carolina	None				
12/24	Las Vegas	A. Maulet INT (D. Carr)	3	3-10	PIT-32	Missed FG
		M. Fitzpatrick INT (D. Carr)	3	3-10	PIT-29	Punt
		C. Sutton INT (D. Carr)	4	13-10	PIT-34	EOG
01/01	at Baltimore	M. Fitzpatrick INT (T. Huntley)	4	16-13	PIT-40	EOG
01/08	Cleveland	L. Wallace INT (D. Watson)	2	7-7	PIT-41	FG
		D. Kazez INT (D. Watson)	3	13-7	CLV-37	TD

2022 REGULAR SEASON - OFFENSIVE GIVEAWAYS						
DATE	OPPONENT	TAKEAWAY	QTR.	SCORE	YD-LINE	RESULT
09/11	at Cincinnati	None				
09/18	New England	M. Trubisky INT (J. Mills)	1	0-3	NE-26	INT
09/22	at Cleveland	N. Harris fumble (D. Ward FR)	4	17-29	PIT-(1)	TD
10/02	N.Y. Jets	M. Trubisky INT (L. Joyner)	1	0-0	PIT-40	FG
		K. Pickett INT (J. Whitehead)	3	6-10	NYJ-11	INT
		K. Pickett INT (M. Carter II)	4	20-17	NYJ-35	TD
		K. Pickett INT (L. Joyner)	4	20-24	End Zone	EOG
10/09	at Buffalo	K. Pickett INT (K. Elam)	2	3-31	BUF-38	End of Half
10/16	Tampa Bay	None				
10/23	at Miami	K. Pickett INT (J. Bethel)	1	0-10	MIA-36	FG
		K. Pickett INT (J. Holland)	4	10-16	MIA-18	Punt
		K. Pickett INT (N. Igbinoghene: touchback)	4	10-16	MIA-(1)	EOG
10/30	at Philadelphia	K. Pickett fumble (J. Hargrave FF; A. Maddox FR)	4	13-28	PHI-36	TD
		K. Pickett INT (C. Gardner-Johnson)	4	13-35	PHI-(2)	EOG
11/13	New Orleans	None				
11/20	Cincinnati	None				
11/28	at Indianapolis	None				
12/04	at Atlanta	None				
12/11	Baltimore	M. Trubisky INT (R. Smith)	2	7-10	BLT-10	FG
		M. Trubisky INT (P. Queen)	2	7-13	BLT-8	End of Half
		M. Trubisky INT (M. Williams: touchback)	3	7-13	BLT-1	Punt
12/18	at Carolina	None				
12/24	Las Vegas	K. Pickett INT (D. Perryman)	3	3-10	LV-29	INT
01/01	at Baltimore	None				
01/08	Cleveland	N. Harris fumble (D. Jones FF; A. Wright FR)	1	0-0	CLV-5	Punt

2022 REGULAR SEASON - SPECIAL TEAMS/MISC GIVEAWAYS						
DATE	OPPONENT	TAKEAWAY	QTR.	SCORE	YD-LINE	RESULT
09/18	New England	G. Olszewski; B. Schooler FR	3	6-10	PIT-20	TD

2022 REGULAR SEASON - TURNOVERS		
<b>Offense:</b>	17 Giveaways 29 Points (3 TD, 3 FG)	<b>Ratio</b> +5 (23 takes, 18 gives)
<b>Defense:</b>	23 Takeaways 53 Points (5 TD, 6 FG)	
<b>Special Teams:</b>	1 Giveaway 7 Points (1 TD, 0 FG) 0 Takeaways 0 Points (0 TD, 0 FG)	<b>Points Off Turnovers Ratio</b> +17 (53 scored, 36 allowed)

DATE	OPPONENT	FORCED TURNOVERS			TURNOVERS CONVERTED					OUTCOME	
		FUM	INTS	TOTAL	TD	FG	PTS.	PTS. PCT.	TD PCT.	NET DIFF.	RESULT
09/11	Pittsburgh	1	4	5	2	1	17	60.0	66.7	+5	W
	at Cincinnati	0	0	0	0	0	0	0.0	0.0	-5	L
09/18	Pittsburgh	0	1	1	0	1	3	100.0	0.0	-1	L
	New England	1	1	2	1	0	7	50.0	100.0	+1	W
09/22	Pittsburgh	0	0	0	0	0	0	0.0	0.0	-1	L
	at Cleveland	1	0	1	1	0	6	100.0	100.0	+1	W
10/02	Pittsburgh	0	2	2	1	1	10	100.0	50.0	-2	L
	N.Y. Jets	0	4	4	1	1	10	50.0	50.0	+2	W
10/09	Pittsburgh	1	1	2	0	0	0	0.0	0.0	0	L
	at Buffalo	1	1	2	0	0	0	0.0	0.0	0	W
10/16	Pittsburgh	0	0	0	0	0	0	0.0	0.0	0	W
	Tampa Bay	0	0	0	0	0	0	0.0	0.0	0	L
10/23	Pittsburgh	0	0	0	0	0	0	0.0	0.0	-3	L
	at Miami	0	3	3	0	1	3	33.3	0.0	+3	W
10/30	Pittsburgh	0	0	0	0	0	0	0.0	0.0	-2	L
	at Philadelphia	1	1	2	1	0	7	50.0	100.0	+2	W
11/13	Pittsburgh	0	2	2	1	0	7	50.0	100.0	+2	W
	New Orleans	0	0	0	0	0	0	0.0	0.0	-2	L
11/20	Pittsburgh	0	2	2	0	2	6	100.0	0.0	+2	L
	Cincinnati	0	0	0	0	0	0	0.0	0.0	-2	W
11/28	Pittsburgh	1	1	2	0	0	0	0.0	0.0	+2	W
	at Indianapolis	0	0	0	0	0	0	0.0	0.0	-2	L
12/04	Pittsburgh	0	1	1	0	0	0	0.0	0.0	+1	W
	at Atlanta	0	0	0	0	0	0	0.0	0.0	-1	L
12/11	Pittsburgh	0	0	0	0	0	0	0.0	0.0	-3	L
	Baltimore	0	3	3	0	1	3	33.3	0.0	+3	W
12/18	Pittsburgh	0	0	0	0	0	0	0.0	0.0	0	W
	at Carolina	0	0	0	0	0	0	0.0	0.0	0	L
12/24	Pittsburgh	0	3	3	0	0	0	0.0	0.0	+2	W
	Las Vegas	0	1	1	0	0	0	0.0	0.0	-2	L
01/01	Pittsburgh	0	1	1	0	0	0	0.0	0.0	+1	W
	at Baltimore	0	0	0	0	0	0	0.0	0.0	-1	L
01/08	Pittsburgh	0	2	2	1	1	10	100.0	50.0	+1	W
	Cleveland	1	0	1	0	0	0	0.0	0.0	-1	L
	STEELERS	3	20	23	5	6	53	47.8	45.5	+4	9-8
	OPPONENTS	5	14	19	4	3	36	36.8	57.1	-4	8-9

PASSING:		CHASE CLAYPOOL												
DATE	OPP.	ATT	CMP	YDS	CMP%	Y/A	Y/C	TD	TD%	INT	INT%	LG	SK/YD	RATE
09/11	at Cincinnati	0	0	0	0.0%	0.0	0.0	0	0.0%	0	0.0%	0	0/0	0.0
09/18	New England	0	0	0	0.0%	0.0	0.0	0	0.0%	0	0.0%	0	0/0	0.0
09/22	at Cleveland	0	0	0	0.0%	0.0	0.0	0	0.0%	0	0.0%	0	0/0	0.0
10/02	N.Y. Jets	0	0	0	0.0%	0.0	0.0	0	0.0%	0	0.0%	0	0/0	0.0
10/09	at Buffalo	0	0	0	0.0%	0.0	0.0	0	0.0%	0	0.0%	0	0/0	0.0
10/16	Tampa Bay	0	0	0	0.0%	0.0	0.0	0	0.0%	0	0.0%	0	0/0	0.0
10/23	at Miami	0	0	0	0.0%	0.0	0.0	0	0.0%	0	0.0%	0	0/0	0.0
10/30	at Philadelphia	1	1	1	100.0%	1.0	1.0	1	100.0%	0	0.0%	1t	0/0	118.8
11/13	New Orleans													
11/20	Cincinnati													
11/28	at Indianapolis													
12/04	at Atlanta													
12/11	Baltimore													
12/18	at Carolina													
12/24	Las Vegas													
01/01	at Baltimore													
01/08	Cleveland													
TOTALS		1	1	1	100.0%	1.0	1.0	1	100.0%	0	0.0%	1T	0/0	118.8

PASSING:		NAJEE HARRIS												
DATE	OPP.	ATT	CMP	YDS	CMP%	Y/A	Y/C	TD	TD%	INT	INT%	LG	SK/YD	RATE
09/11	at Cincinnati	0	0	0	0.0%	0.0	0.0	0	0.0%	0	0.0%	0	0/0	0.0
09/18	New England	0	0	0	0.0%	0.0	0.0	0	0.0%	0	0.0%	0	0/0	0.0
09/22	at Cleveland	0	0	0	0.0%	0.0	0.0	0	0.0%	0	0.0%	0	0/0	0.0
10/02	N.Y. Jets	0	0	0	0.0%	0.0	0.0	0	0.0%	0	0.0%	0	0/0	0.0
10/09	at Buffalo	0	0	0	0.0%	0.0	0.0	0	0.0%	0	0.0%	0	0/0	0.0
10/16	Tampa Bay	0	0	0	0.0%	0.0	0.0	0	0.0%	0	0.0%	0	0/0	0.0
10/23	at Miami	0	0	0	0.0%	0.0	0.0	0	0.0%	0	0.0%	0	0/0	0.0
10/30	at Philadelphia	1	1	4	100.0%	4.0	4.0	0	0.0%	0	0.0%	4	0/0	83.3
11/13	New Orleans	0	0	0	0.0%	0.0	0.0	0	0.0%	0	0.0%	0	0/0	0.0
11/20	Cincinnati	0	0	0	0.0%	0.0	0.0	0	0.0%	0	0.0%	0	0/0	0.0
11/28	at Indianapolis	0	0	0	0.0%	0.0	0.0	0	0.0%	0	0.0%	0	0/0	0.0
12/04	at Atlanta	0	0	0	0.0%	0.0	0.0	0	0.0%	0	0.0%	0	0/0	0.0
12/11	Baltimore	0	0	0	0.0%	0.0	0.0	0	0.0%	0	0.0%	0	0/0	0.0
12/18	at Carolina	0	0	0	0.0%	0.0	0.0	0	0.0%	0	0.0%	0	0/0	0.0
12/24	Las Vegas	0	0	0	0.0%	0.0	0.0	0	0.0%	0	0.0%	0	0/0	0.0
01/01	at Baltimore	0	0	0	0.0%	0.0	0.0	0	0.0%	0	0.0%	0	0/0	0.0
01/08	Cleveland	0	0	0	0.0%	0.0	0.0	0	0.0%	0	0.0%	0	0/0	0.0
TOTALS		1	1	4	100.0%	4.0	4.0	0	0.0%	0	0.0%	4	0/0	83.3

PASSING:		KENNY PICKETT												
DATE	OPP.	ATT	CMP	YDS	CMP%	Y/A	Y/C	TD	TD%	INT	INT%	LG	SK/YD	RATE
09/11	at Cincinnati													
09/18	New England													
09/22	at Cleveland													
10/02	N.Y. Jets	13	10	120	76.9%	9.2	12.0	0	0.0%	3	23.1%	27	0/0	65.1
10/09	at Buffalo	52	34	327	65.4%	6.3	9.6	0	0.0%	1	1.9%	29	3/17	74.8
10/16	Tampa Bay	18	11	67	61.1%	3.7	6.1	1	5.6%	0	0.0%	14	1/12	87.0
10/23	at Miami	44	32	257	72.7%	5.8	8.0	1	2.3%	3	6.8%	30	2/11	66.2
10/30	at Philadelphia	38	25	191	65.8%	5.0	7.6	0	0.0%	1	2.6%	25	6/38	66.9
11/13	New Orleans	30	18	199	60.0%	6.6	11.1	0	0.0%	0	0.0%	36	6/37	79.7
11/20	Cincinnati	42	25	265	59.5%	6.3	10.6	1	2.4%	0	0.0%	33	2/16	85.9
11/28	at Indianapolis	28	20	174	71.4%	6.2	8.7	0	0.0%	0	0.0%	35	3/23	87.5
12/04	at Atlanta	28	16	197	57.1%	7.0	12.3	1	3.6%	0	0.0%	57	0/0	90.9
12/11	Baltimore	1	0	0	0.0%	0.0	0.0	0	0.0%	0	0.0%	0	1/7	39.6
12/18	at Carolina													
12/24	Las Vegas	39	26	244	66.7%	6.3	9.4	1	2.6%	1	2.6%	25	0/0	81.6
01/01	at Baltimore	27	15	168	55.6%	6.2	11.2	1	3.7%	0	0.0%	28	2/15	86.7
01/08	Cleveland	29	13	195	44.8%	6.7	15.0	1	3.4%	0	0.0%	32	1/6	79.0
TOTALS		389	245	2,404	63.0%	6.2	9.8	7	1.8%	9	2.3%	57	27/182	76.7

PASSING:		MASON RUDOLPH												
DATE	OPP.	ATT	CMP	YDS	CMP%	Y/A	Y/C	TD	TD%	INT	INT%	LG	SK/YD	RATE
09/11	at Cincinnati													
09/18	New England													
09/22	at Cleveland													
10/02	N.Y. Jets													
10/09	at Buffalo													
10/16	Tampa Bay													
10/23	at Miami													
10/30	at Philadelphia													
11/13	New Orleans													
11/20	Cincinnati													
11/28	at Indianapolis													
12/04	at Atlanta													
12/11	Baltimore													
12/18	at Carolina													
12/24	Las Vegas													
01/01	at Baltimore													
01/08	Cleveland													
TOTALS		0	0	0	0.0%	0.0	0.0	0	0.0%	0	0.0%	--	0/0	0.0

PASSING:		MITCH TRUBISKY												
DATE	OPP.	ATT	CMP	YDS	CMP%	Y/A	Y/C	TD	TD%	INT	INT%	LG	SK/YD	RATE
09/11	at Cincinnati	38	21	194	55.3%	5.1	9.2	1	2.6%	0	0.0%	32	1/2	78.2
09/18	New England	33	21	168	63.6%	5.1	8.0	1	3.0%	1	3.0%	23	3/16	73.8
09/22	at Cleveland	32	20	207	62.5%	6.5	10.4	0	0.0%	0	0.0%	36	1/3	81.1
10/02	N.Y. Jets	13	7	84	53.8%	6.5	12.0	0	0.0%	1	7.7%	26	3/26	41.8
10/09	at Buffalo	DID NOT PLAY (NON-INJURY)												
10/16	Tampa Bay	12	9	144	75.0%	12.0	16.0	1	8.3%	0	0.0%	45	1/6	142.4
10/23	at Miami	DID NOT PLAY (NON-INJURY)												
10/30	at Philadelphia	DID NOT PLAY (NON-INJURY)												
11/13	New Orleans	DID NOT PLAY (NON-INJURY)												
11/20	Cincinnati	DID NOT PLAY (NON-INJURY)												
11/28	at Indianapolis	DID NOT PLAY (NON-INJURY)												
12/04	at Atlanta	DID NOT PLAY (NON-INJURY)												
12/11	Baltimore	30	22	276	73.3%	9.2	12.5	1	3.3%	3	10.0%	42	1/5	73.1
12/18	at Carolina	22	17	179	77.3%	8.1	10.5	0	0.0%	0	0.0%	38	1/10	100.4
12/24	Las Vegas	DID NOT PLAY (NON-INJURY)												
01/01	at Baltimore	DID NOT PLAY (NON-INJURY)												
01/08	Cleveland	DID NOT PLAY (NON-INJURY)												
<b>TOTALS</b>		<b>180</b>	<b>117</b>	<b>1,252</b>	<b>65.0%</b>	<b>7.0</b>	<b>10.7</b>	<b>4</b>	<b>2.2%</b>	<b>5</b>	<b>2.8%</b>	<b>45</b>	<b>11/68</b>	<b>81.1</b>

RUSHING:		MARCUS ALLEN					CHASE CLAYPOOL					NAJEE HARRIS				
DATE	OPP.	NO.	YDS	AVG	LG	TD	NO.	YDS	AVG	LG	TD	NO.	YDS	AVG	LG	TD
09/11	at Cincinnati	0	0	0.0	--	0	6	36	6.0	15	0	10	23	2.3	11	0
09/18	New England	0	0	0.0	--	0	0	0	0.0	--	0	15	49	3.3	8	0
09/22	at Cleveland	0	0	0.0	--	0	1	11	11.0	11	0	15	56	3.7	10	1
10/02	N.Y. Jets	0	0	0.0	--	0	0	0	0.0	--	0	18	74	4.1	16	0
10/09	at Buffalo	0	0	0.0	--	0	0	0	0.0	--	0	11	20	1.8	6	0
10/16	Tampa Bay	0	0	0.0	--	0	1	8	8.0	8	0	14	42	3.0	14	0
10/23	at Miami	0	0	0.0	--	0	0	0	0.0	--	0	17	65	3.8	16	0
10/30	at Philadelphia	1	4	4.0	4	0	0	0	0.0	--	0	8	32	4.0	18	0
11/13	New Orleans	0	0	0.0	--	0					Bears	20	99	5.0	36	0
11/20	Cincinnati	0	0	0.0	--	0					Bears	20	90	4.5	19t	2
11/28	at Indianapolis	0	0	0.0	--	0					Bears	10	35	3.5	8	1
12/04	at Atlanta	0	0	0.0	--	0					Bears	17	86	5.1	14	0
12/11	Baltimore	0	0	0.0	--	0					Bears	12	33	2.8	8	1
12/18	at Carolina	0	0	0.0	--	0					Bears	24	86	3.6	10	1
12/24	Las Vegas	0	0	0.0	--	0					Bears	16	53	3.3	14	0
01/01	at Baltimore										Bears	22	111	5.0	15	0
01/08	Cleveland										Bears	23	80	3.5	11	1
TOTALS		1	4	4.0	4	0	8	55	6.9	15	0	272	1,034	3.8	36	7

RUSHING:		CONNOR HEYWARD					DIONTAË JOHNSON					GUNNER OLSZEWSKI				
DATE	OPP.	NO.	YDS	AVG	LG	TD	NO.	YDS	AVG	LG	TD	NO.	YDS	AVG	LG	TD
09/11	at Cincinnati	0	0	0.0	--	0	0	0	0.0	--	0	0	0	0.0	--	0
09/18	New England	0	0	0.0	--	0	0	0	0.0	--	0	1	18	18.0	18	0
09/22	at Cleveland	0	0	0.0	--	0	0	0	0.0	--	0	0	0	0.0	--	0
10/02	N.Y. Jets	0	0	0.0	--	0	2	11	5.5	8	0	1	0	0.0	--	0
10/09	at Buffalo	0	0	0.0	--	0	0	0	0.0	--	0					ON INACTIVE LIST
10/16	Tampa Bay	0	0	0.0	--	0	2	8	4.0	5	0	0	0	0.0	--	0
10/23	at Miami	0	0	0.0	--	0	1	3	3.0	3	0	0	0	0.0	--	0
10/30	at Philadelphia	0	0	0.0	--	0	0	0	0.0	--	0	0	0	0.0	--	0
11/13	New Orleans	0	0	0.0	--	0	0	0	0.0	--	0	0	0	0.0	--	0
11/20	Cincinnati	0	0	0.0	--	0	1	1	1.0	1	0	0	0	0.0	--	0
11/28	at Indianapolis	0	0	0.0	--	0	0	0	0.0	--	0	1	9	9.0	9	0
12/04	at Atlanta	0	0	0.0	--	0	0	0	0.0	--	0	2	2	1.0	2	0
12/11	Baltimore	0	0	0.0	--	0	0	0	0.0	--	0	0	0	0.0	--	0
12/18	at Carolina	0	0	0.0	--	0	1	2	2.0	2	0	0	0	0.0	--	0
12/24	Las Vegas	1	21	21.0	21	0	0	0	0.0	--	0	0	0	0.0	--	0
01/01	at Baltimore	0	0	0.0	--	0	0	0	0.0	--	0	1	6	6.0	6	0
01/08	Cleveland	1	6	6.0	6	0	0	0	0.0	--	0	2	4	2.0	3	0
TOTALS		2	27	13.5	21	0	7	25	3.6	8	0	8	39	4.9	18	0

RUSHING:		GEORGE PICKENS					KENNY PICKETT					STEVEN SIMS				
DATE	OPP.	NO.	YDS	AVG	LG	TD	NO.	YDS	AVG	LG	TD	NO.	YDS	AVG	LG	TD
09/11	at Cincinnati	0	0	0.0	--	0										ON INACTIVE LIST
09/18	New England	0	0	0.0	--	0										ON INACTIVE LIST
09/22	at Cleveland	0	0	0.0	--	0										INACTIVE
10/02	N.Y. Jets	0	0	0.0	--	0	6	15	2.5	7	2					ON INACTIVE LIST
10/09	at Buffalo	0	0	0.0	--	0	1	10	10.0	10	0	0	0	0.0	--	0
10/16	Tampa Bay	1	1	1.0	1	0	2	16	8.0	10	0	1	-5	-5.0	-5	0
10/23	at Miami	0	0	0.0	--	0	3	20	6.7	16	0					ON INACTIVE LIST
10/30	at Philadelphia	0	0	0.0	--	0	7	37	5.3	11	0	2	21	10.5	11	0
11/13	New Orleans	2	23	11.5	22	1	8	51	6.4	23	1	2	2	1.0	3	0
11/20	Cincinnati	0	0	0.0	--	0	2	14	7.0	14	0	1	-3	-3.0	-3	0
11/28	at Indianapolis	0	0	0.0	--	0	6	32	5.3	9	0	0	0	0.0	--	0
12/04	at Atlanta	0	0	0.0	--	0	7	14	2.0	9	0	3	19	6.3	10	0
12/11	Baltimore	0	0	0.0	--	0	2	16	8.0	13	0	1	1	1.0	1	0
12/18	at Carolina	0	0	0.0	--	0						2	19	9.5	22	0
12/24	Las Vegas	0	0	0.0	--	0	3	9	3.0	6	0	0	0	0.0	--	0
01/01	at Baltimore	0	0	0.0	--	0	5	2	0.4	2	0	0	0	0.0	--	0
01/08	Cleveland	0	0	0.0	--	0	3	1	0.3	1	0	1	16	16.0	16	0
TOTALS		3	24	8.0	22	1	55	237	4.3	23	3	13	70	5.4	22	0

RUSHING:		BENNY SNELL JR.					MITCH TRUBISKY					JAYLEN WARREN				
DATE	OPP.	NO.	YDS	AVG	LG	TD	NO.	YDS	AVG	LG	TD	NO.	YDS	AVG	LG	TD
09/11	at Cincinnati	0	0	0.0	--	0	3	9	3.0	6	0	3	7	2.3	3	0
09/18	New England	0	0	0.0	--	0	1	7	7.0	7	0	4	15	3.8	6	0
09/22	at Cleveland	0	0	0.0	--	0	2	7	3.5	6	1	4	30	7.5	10	0
10/02	N.Y. Jets	0	0	0.0	--	0	1	1	1.0	1	0	3	18	6.0	14	0
10/09	at Buffalo	0	0	0.0	--	0						5	24	4.8	12	0
10/16	Tampa Bay	0	0	0.0	--	0	6	5	0.8	9	0	2	2	1.0	1	0
10/23	at Miami	0	0	0.0	--	0						2	7	3.5	4	0
10/30	at Philadelphia	0	0	0.0	--	0						6	50	8.3	19	0
11/13	New Orleans	0	0	0.0	--	0						9	37	4.1	21	0
11/20	Cincinnati	0	0	0.0	--	0						0	0	0.0	--	0
11/28	at Indianapolis	12	62	5.2	16	1										ON INACTIVE LIST
12/04	at Atlanta	6	24	4.0	6	0						1	5	5.0	5	0
12/11	Baltimore	2	4	2.0	3	0	0	0	0.0	--	0	3	11	3.7	8	0
12/18	at Carolina	0	0	0.0	--	0	6	9	1.5	4	1	11	38	3.5	9	1
12/24	Las Vegas	0	0	0.0	--	0						6	23	3.8	13	0
01/01	at Baltimore	0	0	0.0	--	0						12	76	6.3	31	0
01/08	Cleveland	0	0	0.0	--	0						6	36	6.0	22	0
TOTALS		20	90	4.5	16	1	19	38	2.0	9	2	77	379	4.9	31	1



RUSHING:		DEREK WATT				
DATE	OPP.	NO.	YDS	AVG	LG	TD
09/11	at Cincinnati	0	0	0.0	--	0
09/18	New England	1	2	2.0	2	0
09/22	at Cleveland	0	0	0.0	--	0
10/02	N.Y. Jets	0	0	0.0	--	0
10/09	at Buffalo	0	0	0.0	--	0
10/16	Tampa Bay	0	0	0.0	--	0
10/23	at Miami	0	0	0.0	--	0
10/30	at Philadelphia	0	0	0.0	--	0
11/13	New Orleans	2	5	2.5	3	0
11/20	Cincinnati	0	0	0.0	--	0
11/28	at Indianapolis	1	4	4.0	4	0
12/04	at Atlanta	1	4	4.0	4	0
12/11	Baltimore	0	0	0.0	--	0
12/18	at Carolina	1	2	2.0	2	0
12/24	Las Vegas	1	0	0.0	--	0
01/01	at Baltimore	1	3	3.0	3	0
01/08	Cleveland	1	1	1.0	1t	1
<b>TOTALS</b>		<b>9</b>	<b>21</b>	<b>2.3</b>	<b>4</b>	<b>1</b>

RECEIVING:		MILES BOYKIN					CHASE CLAYPOOL					PAT FREIERMUTH				
DATE	OPP.	NO.	YDS	AVG	LG	TD	NO.	YDS	AVG	LG	TD	NO.	YDS	AVG	LG	TD
09/11	at Cincinnati	0	0	0.0	--	0	4	18	4.5	6	0	5	75	15.0	31	0
09/18	New England	0	0	0.0	--	0	4	26	6.5	11	0	4	22	5.5	8t	1
09/22	at Cleveland	0	0	0.0	--	0	3	35	11.7	20	0	2	41	20.5	26	0
10/02	N.Y. Jets	0	0	0.0	--	0	0	0	0.0	--	0	7	85	12.1	24	0
10/09	at Buffalo	1	11	11.0	11	0	5	50	10.0	20	0	2	12	6.0	8	0
10/16	Tampa Bay	0	0	0.0	--	0	7	96	13.7	26	1	ON INACTIVE LIST				
10/23	at Miami	0	0	0.0	--	0	5	41	8.2	12	0	8	75	9.4	21	0
10/30	at Philadelphia	0	0	0.0	--	0	4	45	11.3	25	0	4	57	14.3	21	0
11/13	New Orleans	0	0	0.0	--	0	Bears					4	36	9.0	12	0
11/20	Cincinnati	0	0	0.0	--	0	Bears					8	79	9.9	27	0
11/28	at Indianapolis	ON INACTIVE LIST					Bears					3	39	13.0	17	0
12/04	at Atlanta	0	0	0.0	--	0	Bears					3	76	25.3	57	0
12/11	Baltimore	0	0	0.0	--	0	Bears					3	33	11.0	14	1
12/18	at Carolina	1	0	0.0	--	0	Bears					0	0	0.0	--	0
12/24	Las Vegas	0	0	0.0	--	0	Bears					7	66	9.4	17	0
01/01	at Baltimore	0	0	0.0	--	0	Bears					3	36	12.0	20	0
01/08	Cleveland	0	0	0.0	--	0	Bears					0	0	0.0	--	0
TOTALS		2	11	5.5	11	0	32	311	9.7	26	1	63	732	11.6	57	2

RECEIVING:		ZACH GENTRY					NAJEE HARRIS					CONNOR HEYWARD				
DATE	OPP.	NO.	YDS	AVG	LG	TD	NO.	YDS	AVG	LG	TD	NO.	YDS	AVG	LG	TD
09/11	at Cincinnati	2	40	20.0	32	0	2	3	1.5	2	1	0	0	0.0	--	0
09/18	New England	0	0	0.0	--	0	5	40	8.0	14	0	0	0	0.0	--	0
09/22	at Cleveland	0	0	0.0	--	0	3	5	1.7	9	0	0	0	0.0	--	0
10/02	N.Y. Jets	1	2	2.0	2	0	0	0	0.0	--	0	0	0	0.0	--	0
10/09	at Buffalo	5	43	8.6	11	0	3	16	5.3	9	0	2	12	6.0	7	0
10/16	Tampa Bay	1	4	4.0	4	0	2	7	3.5	6t	1	2	49	24.5	45	0
10/23	at Miami	2	0	0.0	4	0	3	15	5.0	12	0	1	6	6.0	6	0
10/30	at Philadelphia	1	3	3.0	3	0	6	26	4.3	9	0	0	0	0.0	--	0
11/13	New Orleans	0	0	0.0	--	0	0	0	0.0	--	0	2	9	4.5	8	0
11/20	Cincinnati	2	8	4.0	9	0	4	26	6.5	12	0	0	0	0.0	--	0
11/28	at Indianapolis	1	-4	-4.0	-4	0	1	4	4.0	4	0	0	0	0.0	--	0
12/04	at Atlanta	1	8	8.0	8	0	1	6	6.0	6	0	1	17	17.0	17t	1
12/11	Baltimore	0	0	0.0	--	0	2	17	8.5	10	0	1	13	13.0	13	0
12/18	at Carolina	1	4	4.0	4	0	0	0	0.0	--	0	0	0	0.0	--	0
12/24	Las Vegas	1	1	1.0	1	0	6	42	7.0	19	0	0	0	0.0	--	0
01/01	at Baltimore	0	0	0.0	--	0	2	12	6.0	10t	1	0	0	0.0	--	0
01/08	Cleveland	1	23	23.0	23	0	1	10	10.0	10	0	3	45	15.0	27	0
TOTALS		19	132	6.9	32	0	41	229	5.6	19	3	12	151	12.6	45	1

RECEIVING:		DIONTAE JOHNSON					GUNNER OLSZEWSKI					GEORGE PICKENS				
DATE	OPP.	NO.	YDS	AVG	LG	TD	NO.	YDS	AVG	LG	TD	NO.	YDS	AVG	LG	TD
09/11	at Cincinnati	7	55	7.9	25	0	0	0	0.0	--	0	1	3	3.0	3	0
09/18	New England	6	57	9.5	17	0	0	0	0.0	--	0	1	23	23.0	23	0
09/22	at Cleveland	8	84	10.5	16	0	0	0	0.0	--	0	3	39	13.0	36	0
10/02	N.Y. Jets	2	11	5.5	6	0	0	0	0.0	--	0	6	102	17.0	27	0
10/09	at Buffalo	5	60	12.0	23	0	ON INACTIVE LIST					6	83	13.8	29	0
10/16	Tampa Bay	5	28	5.6	9	0	0	0	0.0	--	0	3	27	9.0	14	0
10/23	at Miami	5	42	8.4	14	0	0	0	0.0	--	0	6	61	10.2	30	1
10/30	at Philadelphia	5	35	7.0	14	0	0	0	0.0	--	0	0	0	0.0	--	0
11/13	New Orleans	4	63	15.8	36	0	1	4	4.0	4	0	3	32	10.7	14	0
11/20	Cincinnati	4	21	5.3	8	0	2	39	19.5	31	0	4	83	20.8	33	1
11/28	at Indianapolis	5	49	9.8	11	0	0	0	0.0	--	0	3	57	19.0	35	0
12/04	at Atlanta	5	60	12.0	20	0	0	0	0.0	--	0	1	2	2.0	2	0
12/11	Baltimore	6	82	13.7	37	0	1	7	7.0	7	0	3	78	26.0	42	0
12/18	at Carolina	10	98	9.8	19	0	1	3	3.0	3	0	2	53	26.5	38	0
12/24	Las Vegas	5	64	12.8	15	0	0	0	0.0	--	0	5	57	11.4	25	1
01/01	at Baltimore	2	35	17.5	21	0	0	0	0.0	--	0	2	29	14.5	15	0
01/08	Cleveland	2	38	19.0	32	0	0	0	0.0	--	0	3	72	24.0	31t	1
TOTALS		86	882	10.3	37	0	5	53	10.6	31	0	52	801	15.4	42	4

RECEIVING:		STEVEN SIMS					BENNY SNELL JR.					JAYLEN WARREN					
DATE	OPP.	NO.	YDS	AVG	LG	TD	NO.	YDS	AVG	LG	TD	NO.	YDS	AVG	LG	TD	
09/11	at Cincinnati	ON INACTIVE LIST					0	0	0.0	--	0	0	0	0.0	--	0	0
09/18	New England	ON INACTIVE LIST					0	0	0.0	--	0	1	0	0.0	--	0	0
09/22	at Cleveland	INACTIVE					0	0	0.0	--	0	1	3	3.0	3	0	0
10/02	N.Y. Jets	ON INACTIVE LIST					0	0	0.0	--	0	1	4	4.0	4	0	0
10/09	at Buffalo	0	0	0.0	--	0	0	0	0.0	--	0	4	39	9.8	13	0	
10/16	Tampa Bay	0	0	0.0	--	0	0	0	0.0	--	0	0	0	0.0	--	0	
10/23	at Miami	ON INACTIVE LIST					0	0	0.0	--	0	2	17	8.5	10	0	
10/30	at Philadelphia	2	-1	-0.5	2	0	0	0	0.0	--	0	3	25	8.3	15	0	
11/13	New Orleans	1	15	15.0	15	0	0	0	0.0	--	0	3	40	13.3	26	0	
11/20	Cincinnati	0	0	0.0	--	0	0	0	0.0	--	0	1	9	9.0	9	0	
11/28	at Indianapolis	2	9	4.5	6	0	1	6	6.0	6	0	ON INACTIVE LIST					
12/04	at Atlanta	0	0	0.0	--	0	1	11	11.0	11	0	2	14	7.0	7	0	
12/11	Baltimore	4	30	7.5	11	0	0	0	0.0	--	0	2	16	8.0	14	0	
12/18	at Carolina	1	10	10.0	10	0	0	0	0.0	--	0	1	11	11.0	11	0	
12/24	Las Vegas	1	7	7.0	7	0	0	0	0.0	--	0	1	7	7.0	7	0	
01/01	at Baltimore	3	34	11.3	28	0	0	0	0.0	--	0	3	22	7.3	10	0	
01/08	Cleveland	0	0	0.0	--	0	0	0	0.0	--	0	3	7	2.3	3	0	
TOTALS		14	104	7.4	28	0	2	17	8.5	11	0	28	214	7.6	26	0	

RECEIVING:		DEREK WATT				
DATE	OPP.	NO.	YDS	AVG	LG	TD
09/11	at Cincinnati	0	0	0.0	--	0
09/18	New England	0	0	0.0	--	0
09/22	at Cleveland	0	0	0.0	--	0
10/02	N.Y. Jets	0	0	0.0	--	0
10/09	at Buffalo	1	1	1.0	1	0
10/16	Tampa Bay	0	0	0.0	--	0
10/23	at Miami	0	0	0.0	--	0
10/30	at Philadelphia	2	6	3.0	5	1
11/13	New Orleans	0	0	0.0	--	0
11/20	Cincinnati	0	0	0.0	--	0
11/28	at Indianapolis	1	1	1.0	1	0
12/04	at Atlanta	1	3	3.0	3	0
12/11	Baltimore	0	0	0.0	--	0
12/18	at Carolina	0	0	0.0	--	0
12/24	Las Vegas	0	0	0.0	--	0
01/01	at Baltimore	0	0	0.0	--	0
01/08	Cleveland	0	0	0.0	--	0
<b>TOTALS</b>		<b>5</b>	<b>11</b>	<b>2.2</b>	<b>5</b>	<b>1</b>



DATE	OPP.	ISAIAHH LOUDERMILK										ARTHUR MAULET										TRE NORWOOD																
		S	A	TK	TFL	TK	SKY	INT	FR	FF	PR	PD	S	A	TK	TFL	TK	SKY	INT	FR	FF	PR	PD	S	A	TK	TFL	TK	SKY	INT	FR	FF	PR	PD				
09/11	at Cincinnati	ON INACTIVE LIST										3	0	3	0	0	1.0	7.0	0	0	1	1	0	0	1	1	0	0	0.0	0.0	0	0	0	0	0	0		
09/18	New England	ON INACTIVE LIST										1	1	2	0	0	0.0	0.0	0	0	0	0	0	0	0	1	0	1	0	0	0.0	0.0	0	0	0	0	0	
09/22	at Cleveland	INACTIVE										0	1	1	0	0	0.0	0.0	0	0	0	0	0	0	0	0	0	0	0	0	0.0	0.0	0	0	0	0	0	
10/02	N.Y. Jets	ON INACTIVE LIST										5	2	7	0	0	0.0	0.0	0	0	0	1	5	2	7	2	3	0.0	0.0	0	0	0	0	0	0	0	0	
10/09	at Buffalo	ON INACTIVE LIST										3	1	4	0	0	0.0	0.0	0	0	0	0	0	0	0	2	0	2	0	0	0.0	0.0	0	0	0	0	0	
10/16	Tampa Bay	1	1	2	0	0	0.0	0.0	0	0	0	0	2	1	3	0	0	0.0	0.0	0	0	0	0	0	0	0	5	0	5	0	0	0.0	0.0	0	0	0	0	
10/23	at Miami	0	0	0	0	0	0.0	0.0	0	0	0	0	2	2	4	1	4	0.0	0.0	0	0	0	0	0	0	0	2	0	2	0	0	0.0	0.0	0	0	0	0	0
10/30	at Philadelphia	1	2	3	0	0	0.0	0.0	0	0	0	0	0	1	2	0	0	0.0	0.0	0	0	0	0	0	0	0	0	0	0	0	0	0.0	0.0	0	0	0	0	0
11/13	New Orleans	0	0	0	0	0	0.0	0.0	0	0	0	0	0	1	1	0	0	0.0	0.0	0	0	0	0	1	1	0	1	0	1	0	0	0.0	0.0	0	0	0	0	0
11/20	Cincinnati	0	0	0	0	0	0.0	0.0	0	0	0	0	5	1	6	0	0	0.0	0.0	0	0	0	0	0	0	0	0	0	0	0	0	0.0	0.0	0	0	0	0	0
11/28	at Indianapolis	0	0	0	0	0	0.0	0.0	0	0	0	0	4	2	6	1	5	1.0	5.0	0	0	0	1	1	0	0	0	0	0	0	0	0.0	0.0	0	0	0	0	0
12/04	at Atlanta	ON INACTIVE LIST										0	0	0	0	0	0.0	0.0	0	0	0	0	0	0	0	0	0	0	0	0	0.0	0.0	0	0	0	0	0	
12/11	Baltimore	0	0	0	0	0	0.0	0.0	0	0	0	0	1	0	1	0	0	0.0	0.0	0	0	0	0	0	0	0	0	0	0	0	0	0.0	0.0	0	0	0	0	0
12/18	at Carolina	1	0	1	1	1	0.0	0.0	0	0	0	0	0	2	2	0	0	0.0	0.0	0	0	0	0	0	0	0	0	0	0	0	0	0.0	0.0	0	0	0	0	0
12/24	Las Vegas	0	0	0	0	0	0.0	0.0	0	0	0	0	1	0	1	0	0	0.0	0.0	1	0	0	1	0	1	0	1	0	1	0	0	0.0	0.0	0	0	0	0	0
01/01	at Baltimore	0	0	0	0	0	0.0	0.0	0	0	0	0	2	1	3	0	0	0.0	0.0	0	0	0	0	0	0	0	0	0	0	0	0	0.0	0.0	0	0	0	0	0
01/08	Cleveland	1	0	1	0	0	0.0	0.0	0	0	0	0	0	0	0	0	0	0.0	0.0	0	0	0	0	0	0	0	0	0	0	0	0	0.0	0.0	0	0	0	0	0
TOTALS		4	3	7	1	1	0.0	0.0	0	0	0	0	30	16	46	2	9	2.0	12.0	1	0	1	2	3	16	4	20	2	3	0.0	0.0	0	0	0	0	0	0	0

DATE	OPP.	LARRY OGUNJOBI										JAMES PIERRE										MALIK REED																		
		S	A	TK	TFL	TK	SKY	INT	FR	FF	PR	PD	S	A	TK	TFL	TK	SKY	INT	FR	FF	PR	PD	S	A	TK	TFL	TK	SKY	INT	FR	FF	PR	PD						
09/11	at Cincinnati	3	1	4	1	0	0.0	0.0	0	0	0	1	0	0	0	0	0	0.0	0.0	0	0	0	0	0	0	0	0	0	0	0	0	0	0	0	0	0	0			
09/18	New England	0	3	3	0	0	0.0	0.0	0	0	0	0	0	0	0	0	0	0.0	0.0	0	0	0	0	0	0	0	2	2	4	0	0	0.0	0.0	0	0	1	0	0		
09/22	at Cleveland	0	2	2	0	0	0.5	4.0	0	0	0	2	0	0	0	0	0	0.0	0.0	0	0	0	0	0	0	0	1	1	2	0	0	0.0	0.0	0	0	0	0	0		
10/02	N.Y. Jets	1	2	3	0	0	0.0	0.0	0	0	0	2	0	0	0	0	0	0.0	0.0	0	0	0	0	0	0	0	0	1	1	0	0	0.0	0.0	0	0	0	0	0		
10/09	at Buffalo	0	0	0	0	0	0.0	0.0	0	0	0	0	5	0	5	0	0	0.0	0.0	0	0	0	1	0	1	0	1	0	0	0.0	0.0	0	0	0	0	0	0	0		
10/16	Tampa Bay	3	1	4	1	0	0.0	0.0	0	0	0	2	2	1	3	0	0	0.0	0.0	0	0	0	0	0	0	0	2	3	5	0	0	0.0	0.0	0	0	0	0	1		
10/23	at Miami	2	1	3	0	0	0.0	0.0	0	0	0	0	3	0	3	0	0	0.0	0.0	0	0	0	0	0	0	0	0	0	0	0	0	0.0	0.0	0	0	0	0	1		
10/30	at Philadelphia	ON INACTIVE LIST										2	0	2	0	0	0.0	0.0	0	0	0	1	2	2	4	1	5	1.0	5.0	0	0	0	0	0	0	0	0	0	0	1
11/13	New Orleans	1	2	3	0	0	0.0	0.0	0	0	0	0	0	0	0	0	0	0.0	0.0	0	0	0	0	0	0	0	0	0	0	0	0	0.0	0.0	0	0	0	0	0		
11/20	Cincinnati	0	1	1	0	0	0.0	0.0	0	0	0	1	0	0	0	0	0	0.0	0.0	0	0	0	0	0	0	0	0	1	1	0	0	0.0	0.0	0	0	0	0	0		
11/28	at Indianapolis	3	2	5	0	0	0.0	0.0	0	0	0	0	0	0	0	0	0	0.0	0.0	1	0	0	1	0	1	0	4	4	0	0	0.0	0.0	0	0	0	0	0	0		
12/04	at Atlanta	4	0	4	1	3	0.0	0.0	0	0	0	0	1	0	1	0	0	0.0	0.0	0	0	0	0	0	0	0	1	0	1	0	0	0.0	0.0	0	0	0	0	0		
12/11	Baltimore	0	2	2	0	0	0.0	0.0	0	0	0	0	1	1	2	0	0	0.0	0.0	0	0	0	0	0	0	0	0	0	0	0	0	0.0	0.0	0	0	0	0	0		
12/18	at Carolina	3	2	5	2	2	0.0	0.0	0	0	0	1	1	1	2	0	0	0.0	0.0	0	0	0	0	0	0	0	0	0	0	0	0	0.0	0.0	0	0	0	0	0		
12/24	Las Vegas	3	1	4	1	3	0.0	0.0	0	0	0	1	0	0	0	0	0	0.0	0.0	0	0	0	0	0	0	0	0	1	1	0	0	0.0	0.0	0	0	0	0	0		
01/01	at Baltimore	1	1	2	0	0	0.0	0.0	0	0	0	0	0	0	0	0	0	0.0	0.0	0	0	0	0	0	0	0	0	0	0	0	0	0.0	0.0	0	0	0	0	0		
01/08	Cleveland	1	2	3	1	6	1.0	6.0	0	0	0	1	1	1	2	0	0	0.0	0.0	0	0	0	0	0	0	1	0	1	0	0	0.0	0.0	0	0	0	0	0	0		
TOTALS		25	23	48	7	14	1.5	10.0	0	0	0	11	16	4	20	0	0	0.0	0.0	1	0	0	4	8	16	24	1	5	1.0	5.0	0	0	0	0	0	0	4	2		

DATE	OPP.	ELIJAH RILEY										MARK ROBINSON										ROBERT SPILLANE											
		S	A	TK	TFL	TK	SKY	INT	FR	FF	PR	PD	S	A	TK	TFL	TK	SKY	INT	FR	FF	PR	PD	S	A	TK	TFL	TK	SKY	INT	FR	FF	PR
09/11	at Cincinnati	PRACTICE SQUAD										ON INACTIVE LIST										3	2	5	0	0	1.0	0.0					
09/18	New England	PRACTICE SQUAD										ON INACTIVE LIST										3	3	6	0	0	0.0	0.0					
09/22	at Cleveland	PRACTICE SQUAD										INACTIVE										2	0	2	0	0	0.0	0.0					
10/02	N.Y. Jets	PRACTICE SQUAD										ON INACTIVE LIST										0	1	1	0	0	0.0	0.0					
10/09	at Buffalo	PRACTICE SQUAD										ON INACTIVE LIST										0	0	0	0	0	0.0	0.0					
10/16	Tampa Bay	PRACTICE SQUAD										0	0	0	0	0	0.0	0.0	0	0	0	0	0	0	0	3	2	5	0	0	0.0	0.0	
10/23	at Miami	PRACTICE SQUAD										ON INACTIVE LIST										0	3	3	0	0	0.0	0.0					
10/30	at Philadelphia	PRACTICE SQUAD										ON INACTIVE LIST										3	1	4	0	0	0.0	0.0					
11/13	New Orleans	PRACTICE SQUAD										ON INACTIVE LIST										5	2	7	1	0	0.0	0.0					
11/20	Cincinnati	PRACTICE SQUAD										ON INACTIVE LIST										2	3	5	1	1	0.0	0.0					
11/28	at Indianapolis	PRACTICE SQUAD										DID NOT PLAY (NON-INJURY)										INACTIVE - BACK											
12/04	at Atlanta	PRACTICE SQUAD										ON INACTIVE LIST										1	0	1	0	0	0.0	0.0					
12/11	Baltimore	PRACTICE SQUAD										ON INACTIVE LIST										2	0	2	0	0	0.0	0.0					
12/18	at Carolina	PRACTICE SQUAD										0	0	0	0	0	0.0	0.0	0	0	0	0	0	0	0	6	1	7	1	2	0.0	0.0	
12/24	Las Vegas	1	1	2	0	0	0.0	0.0	0	0	0	0	INACTIVE										7	5	12	0	0	0.0	0.0				
01/01	at Baltimore	0	0	0	0	0	0.0	0.0	0	0	0	0	2	5	7	0	0	0.0	0.0	0	0	0	0	0	0	0	8	1	9	1	6	0.0	0.0
01/08	Cleveland	0	0	0	0	0	0.0	0.0	0	0	0	0	1	0	1	0	0	0.0	0.0	0	0	0	0	0	0	0	5	3	8	0	0	0.0	0.0
TOTALS		1	1	2	0	0	0.0	0.0	0	0																							

DATE	OPP.	AHKELLO WITHERSPOON										CHRIS WORMLEY												
		S	A	TK	TFL	TFLY	SK	SKY	INT	FR	FF	PR	PD	S	A	TK	TFL	TFLY	SK	SKY	INT	FR	FF	PR
09/11	at Cincinnati	6	2	8	0	0	0.0	0.0	1	0	0	0	1	1	2	3	1	1	0.0	0.0	0	0	0	0
09/18	New England	2	0	2	0	0	0.0	0.0	0	0	0	0	0	1	1	2	0	0	0.0	0.0	0	0	0	0
09/22	at Cleveland	4	1	5	0	0	0.0	0.0	0	0	0	0	1	2	3	5	0	0	0.0	0.0	0	0	0	0
10/02	N.Y. Jets	ON INACTIVE LIST											2	2	4	1	3	0.0	0.0	0	0	0	0	0
10/09	at Buffalo	ON INACTIVE LIST											0	0	0	0	0	0.0	0.0	0	0	0	0	0
10/16	Tampa Bay	ON INACTIVE LIST											2	1	3	1	0	0.0	0.0	0	0	0	0	0
10/23	at Miami	ON INACTIVE LIST											1	0	1	0	0	0.0	0.0	0	0	0	0	0
10/30	at Philadelphia	5	0	5	0	0	0.0	0.0	0	0	0	0	0	0	0	0	0	0	0.0	0.0	0	0	0	0
11/13	New Orleans	ON INACTIVE LIST											1	1	2	0	0	0.0	0.0	0	0	0	0	0
11/20	Cincinnati	ON INACTIVE LIST											1	1	2	0	0	0.0	0.0	0	0	0	0	0
11/28	at Indianapolis	ON INACTIVE LIST											0	2	2	0	0	0.0	0.0	0	1	0	0	0
12/04	at Atlanta	INJURED RESERVE											1	1	2	0	0	0.0	0.0	0	0	0	0	0
12/11	Baltimore	INJURED RESERVE											1	2	3	0	0	0.5	3.0	0	0	1	1	0
12/18	at Carolina	INJURED RESERVE											INJURED RESERVE											
12/24	Las Vegas	INJURED RESERVE											INJURED RESERVE											
01/01	at Baltimore	INJURED RESERVE											INJURED RESERVE											
01/08	Cleveland	INJURED RESERVE											INJURED RESERVE											
<b>TOTALS</b>		17	3	20	0	0	0.0	0.0	1	0	0	0	2	13	16	29	3	4	0.5	3.0	0	1	1	1

FUMBLE RETURNS:		CAMERON HEYWARD					JOSH JACKSON					CHRIS WORMLEY				
DATE	OPP.	NO.	YDS	AVG	LG	TD	NO.	YDS	AVG	LG	TD	NO.	YDS	AVG	LG	TD
09/11	at Cincinnati	1	0	0.0	--	0	PRACTICE SQUAD					0	0	0.0	--	0
09/18	New England	0	0	0.0	--	0	PRACTICE SQUAD					0	0	0.0	--	0
09/22	at Cleveland	0	0	0.0	--	0	PRACTICE SQUAD					0	0	0.0	--	0
10/02	N.Y. Jets	0	0	0.0	--	0	0	0	0.0	--	0	0	0	0.0	--	0
10/09	at Buffalo	0	0	0.0	--	0	1	0	0.0	--	0	0	0	0.0	--	0
10/16	Tampa Bay	0	0	0.0	--	0	0	0	0.0	--	0	0	0	0.0	--	0
10/23	at Miami	0	0	0.0	--	0	0	0	0.0	--	0	0	0	0.0	--	0
10/30	at Philadelphia	0	0	0.0	--	0	ON INACTIVE LIST					0	0	0.0	--	0
11/13	New Orleans	0	0	0.0	--	0	DID NOT PLAY (NON-INJURY)					0	0	0.0	--	0
11/20	Cincinnati	0	0	0.0	--	0	ON INACTIVE LIST					0	0	0.0	--	0
11/28	at Indianapolis	0	0	0.0	--	0	ON INACTIVE LIST					1	0	0.0	--	0
12/04	at Atlanta	0	0	0.0	--	0	ON INACTIVE LIST					0	0	0.0	--	0
12/11	Baltimore	0	0	0.0	--	0	ON INACTIVE LIST					0	0	0.0	--	0
12/18	at Carolina	0	0	0.0	--	0	ON INACTIVE LIST					INJURED RESERVE				
12/24	Las Vegas	0	0	0.0	--	0	DID NOT PLAY					INJURED RESERVE				
01/01	at Baltimore	0	0	0.0	--	0	Cardinals					INJURED RESERVE				
01/08	Cleveland	0	0	0.0	--	0	Cardinals					INJURED RESERVE				
<b>TOTALS</b>		<b>1</b>	<b>0</b>	<b>0.0</b>	<b>--</b>	<b>0</b>	<b>1</b>	<b>0</b>	<b>0.0</b>	<b>--</b>	<b>0</b>	<b>1</b>	<b>0</b>	<b>0.0</b>	<b>--</b>	<b>0</b>

INTERCEPTION RETURNS:		MINKAH FITZPATRICK					DAMONTAE KAZEE					ARTHUR MAULET					JAMES PIERRE				
DATE	OPP.	NO.	YDS	AVG	LG	TD	NO.	YDS	AVG	LG	TD	NO.	YDS	AVG	LG	TD	NO.	YDS	AVG	LG	TD
09/11	at Cincinnati	1	31	31.0	31t	1	INJURED RESERVE					0	0	0.0	--	0	0	0	0.0	--	0
09/18	New England	1	13	13.0	13	0	INJURED RESERVE					0	0	0.0	--	0	0	0	0.0	--	0
09/22	at Cleveland	0	0	0.0	--	0	INJURED RESERVE					0	0	0.0	--	0	0	0	0.0	--	0
10/02	N.Y. Jets	1	34	34.0	34	0	INJURED RESERVE					0	0	0.0	--	0	0	0	0.0	--	0
10/09	at Buffalo	0	0	0.0	--	0	INJURED RESERVE					0	0	0.0	--	0	0	0	0.0	--	0
10/16	Tampa Bay	ON INACTIVE LIST					INJURED RESERVE					0	0	0.0	--	0	0	0	0.0	--	0
10/23	at Miami	0	0	0.0	--	0	INJURED RESERVE					0	0	0.0	--	0	0	0	0.0	--	0
10/30	at Philadelphia	0	0	0.0	--	0	INJURED RESERVE					0	0	0.0	--	0	0	0	0.0	--	0
11/13	New Orleans	ON INACTIVE LIST					INJURED RESERVE					0	0	0.0	--	0	0	0	0.0	--	0
11/20	Cincinnati	0	0	0.0	--	0	0	0	0.0	--	0	0	0	0.0	--	0	0	0	0.0	--	0
11/28	at Indianapolis	0	0	0.0	--	0	0	0	0.0	--	0	0	0	0.0	--	0	1	0	0.0	--	0
12/04	at Atlanta	1	16	16.0	16	0	0	0	0.0	--	0	0	0	0.0	--	0	0	0	0.0	--	0
12/11	Baltimore	0	0	0.0	--	0	0	0	0.0	--	0	0	0	0.0	--	0	0	0	0.0	--	0
12/18	at Carolina	0	0	0.0	--	0	0	0	0.0	--	0	0	0	0.0	--	0	0	0	0.0	--	0
12/24	Las Vegas	1	0	0.0	--	0	0	0	0.0	--	0	1	12	12.0	12	0	0	0	0.0	--	0
01/01	at Baltimore	1	0	0.0	--	0	0	0	0.0	--	0	0	0	0.0	--	0	0	0	0.0	--	0
01/08	Cleveland	0	0	0.0	--	0	1	12	12.0	12	0	0	0	0.0	--	0	0	0	0.0	--	0
<b>TOTALS</b>		<b>6</b>	<b>94</b>	<b>15.7</b>	<b>34</b>	<b>1</b>	<b>1</b>	<b>12</b>	<b>12.0</b>	<b>12</b>	<b>0</b>	<b>1</b>	<b>12</b>	<b>12.0</b>	<b>12</b>	<b>0</b>	<b>1</b>	<b>0</b>	<b>0.0</b>	<b>--</b>	<b>0</b>

INTERCEPTION RETURNS:		CAMERON SUTTON					LEVI WALLACE					T.J. WATT					AHKELLO WITHERSPOON				
DATE	OPP.	NO.	YDS	AVG	LG	TD	NO.	YDS	AVG	LG	TD	NO.	YDS	AVG	LG	TD	NO.	YDS	AVG	LG	TD
09/11	at Cincinnati	1	0	0.0	--	0	0	0	0.0	--	0	1	0	0.0	--	0	1	0	0.0	--	0
09/18	New England	0	0	0.0	--	0	0	0	0.0	--	0	INJURED RESERVE					0	0	0.0	--	0
09/22	at Cleveland	0	0	0.0	--	0	0	0	0.0	--	0	INJURED RESERVE					0	0	0.0	--	0
10/02	N.Y. Jets	1	26	26.0	26	0	0	0	0.0	--	0	INJURED RESERVE					ON INACTIVE LIST				
10/09	at Buffalo	0	0	0.0	--	0	1	0	0.0	--	0	INJURED RESERVE					ON INACTIVE LIST				
10/16	Tampa Bay	ON INACTIVE LIST					ON INACTIVE LIST					INJURED RESERVE					ON INACTIVE LIST				
10/23	at Miami	0	0	0.0	--	0	0	0	0.0	--	0	INJURED RESERVE					ON INACTIVE LIST				
10/30	at Philadelphia	0	0	0.0	--	0	ON INACTIVE LIST					INJURED RESERVE					0	0	0.0	--	0
11/13	New Orleans	0	0	0.0	--	0	1	0	0.0	--	0	INJURED RESERVE					ON INACTIVE LIST				
11/20	Cincinnati	0	0	0.0	--	0	1	3	3.0	3	0	1	0	0.0	--	0	ON INACTIVE LIST				
11/28	at Indianapolis	0	0	0.0	--	0	0	0	0.0	--	0	0	0	0.0	--	0	ON INACTIVE LIST				
12/04	at Atlanta	0	0	0.0	--	0	0	0	0.0	--	0	0	0	0.0	--	0	INJURED RESERVE				
12/11	Baltimore	0	0	0.0	--	0	0	0	0.0	--	0	0	0	0.0	--	0	INJURED RESERVE				
12/18	at Carolina	0	0	0.0	--	0	0	0	0.0	--	0	0	0	0.0	--	0	INJURED RESERVE				
12/24	Las Vegas	1	0	0.0	--	0	0	0	0.0	--	0	0	0	0.0	--	0	INJURED RESERVE				
01/01	at Baltimore	0	0	0.0	--	0	0	0	0.0	--	0	0	0	0.0	--	0	INJURED RESERVE				
01/08	Cleveland	0	0	0.0	--	0	1	3	3.0	3	0	0	0	0.0	--	0	INJURED RESERVE				
<b>TOTALS</b>		<b>3</b>	<b>26</b>	<b>8.7</b>	<b>26</b>	<b>0</b>	<b>4</b>	<b>6</b>	<b>1.5</b>	<b>3</b>	<b>0</b>	<b>2</b>	<b>0</b>	<b>0.0</b>	<b>--</b>	<b>0</b>	<b>1</b>	<b>0</b>	<b>0.0</b>	<b>--</b>	<b>0</b>



DATE	OPP.	MARCUS ALLEN			MILES BOYKIN			MINKAH FITZPATRICK			CONNOR HEYWARD		
		TKL	AST	TOT	TKL	AST	TOT	TKL	AST	TOT	TKL	AST	TOT
09/11	at Cincinnati	0	0	0	2	0	2	0	0	0	0	1	1
09/18	New England	1	0	1	2	0	2	0	0	0	0	1	1
09/22	at Cleveland	0	0	0	1	0	1	0	0	0	0	0	0
10/02	N.Y. Jets	0	0	0	0	0	0	0	0	0	0	0	0
10/09	at Buffalo	0	0	0	0	0	0	0	0	0	0	0	0
10/16	Tampa Bay	0	1	1	1	0	1	ON INACTIVE LIST			0	0	0
10/23	at Miami	0	0	0	0	0	0	0	0	0	0	0	0
10/30	at Philadelphia	2	0	2	1	0	1	0	0	0	1	1	2
11/13	New Orleans	0	0	0	0	0	0	ON INACTIVE LIST			0	0	0
11/20	Cincinnati	2	1	3	0	0	0	0	0	0	0	1	1
11/28	at Indianapolis	0	1	1	ON INACTIVE LIST			0	0	0	1	0	1
12/04	at Atlanta	1	0	1	0	0	0	0	0	0	0	0	0
12/11	Baltimore	1	0	1	1	0	1	0	0	0	0	0	0
12/18	at Carolina	0	0	0	0	0	0	0	0	0	0	1	1
12/24	Las Vegas	1	1	2	0	0	0	0	0	0	1	0	1
01/01	at Baltimore	INJURED RESERVE			1	0	1	0	0	0	0	1	1
01/08	Cleveland	INJURED RESERVE			0	1	1	0	0	0	0	0	0
<b>TOTALS</b>		<b>8</b>	<b>4</b>	<b>12</b>	<b>9</b>	<b>1</b>	<b>10</b>	<b>0</b>	<b>0</b>	<b>0</b>	<b>3</b>	<b>6</b>	<b>9</b>

DATE	OPP.	JAMIR JONES			DAMONTAE KAZEE			MILES KILLEBREW			CHRISTIAN KUNTZ		
		TKL	AST	TOT	TKL	AST	TOT	TKL	AST	TOT	TKL	AST	TOT
09/11	at Cincinnati				INJURED RESERVE			0	0	0	0	0	0
09/18	New England				INJURED RESERVE			0	0	0	0	0	0
09/22	at Cleveland				INJURED RESERVE			1	0	1	0	0	0
10/02	N.Y. Jets				INJURED RESERVE			0	0	0	0	0	0
10/09	at Buffalo				INJURED RESERVE			0	0	0	0	0	0
10/16	Tampa Bay				INJURED RESERVE			0	1	1	0	0	0
10/23	at Miami				INJURED RESERVE			0	1	1	0	0	0
10/30	at Philadelphia				INJURED RESERVE			0	0	0	0	0	0
11/13	New Orleans				INJURED RESERVE			0	0	0	0	0	0
11/20	Cincinnati	1	0	1	0	0	0	0	0	0	0	0	0
11/28	at Indianapolis				0	0	0	0	0	0	0	0	0
12/04	at Atlanta				0	0	0	0	0	0	0	0	0
12/11	Baltimore				0	1	1	0	0	0	0	0	0
12/18	at Carolina				0	0	0	0	0	0	0	0	0
12/24	Las Vegas				0	0	0	0	0	0	1	0	1
01/01	at Baltimore				0	0	0	0	0	0	0	0	0
01/08	Cleveland				0	0	0	0	1	1	0	0	0
<b>TOTALS</b>		<b>1</b>	<b>0</b>	<b>1</b>	<b>0</b>	<b>1</b>	<b>1</b>	<b>1</b>	<b>3</b>	<b>4</b>	<b>1</b>	<b>0</b>	<b>1</b>

DATE	OPP.	DEMARVIN LEAL			ISAIAH LOUDERMILK			ARTHUR MAULET			TRE NORWOOD		
		TKL	AST	TOT	TKL	AST	TOT	TKL	AST	TOT	TKL	AST	TOT
09/11	at Cincinnati	0	0	0	ON INACTIVE LIST			0	0	0	0	0	0
09/18	New England	0	0	0	ON INACTIVE LIST			0	0	0	0	0	0
09/22	at Cleveland	0	0	0	INACTIVE			0	0	0	0	0	0
10/02	N.Y. Jets	0	0	0	ON INACTIVE LIST			0	0	0	0	0	0
10/09	at Buffalo	0	0	0	ON INACTIVE LIST			1	0	1	1	0	1
10/16	Tampa Bay	INJURED RESERVE			0	0	0	0	0	0	0	0	0
10/23	at Miami	INJURED RESERVE			0	0	0	0	0	0	0	0	0
10/30	at Philadelphia	INJURED RESERVE			0	0	0	0	0	0	0	0	0
11/13	New Orleans	INJURED RESERVE			0	0	0	2	0	2	0	1	1
11/20	Cincinnati	INJURED RESERVE			0	0	0	1	0	1	0	0	0
11/28	at Indianapolis	INJURED RESERVE			0	0	0	1	3	4	0	0	0
12/04	at Atlanta	0	0	0	ON INACTIVE LIST			0	0	0	0	0	0
12/11	Baltimore	0	0	0	0	0	0	2	0	2	0	0	0
12/18	at Carolina	0	0	0	0	0	0	0	1	1	0	1	1
12/24	Las Vegas	0	0	0	0	0	0	0	0	0	0	0	0
01/01	at Baltimore	0	0	0	0	0	0	1	0	1	INACTIVE		
01/08	Cleveland	0	0	0	0	0	0	0	1	1	ON INACTIVE LIST		
<b>TOTALS</b>		<b>0</b>	<b>0</b>	<b>0</b>	<b>0</b>	<b>0</b>	<b>0</b>	<b>8</b>	<b>5</b>	<b>13</b>	<b>1</b>	<b>2</b>	<b>3</b>

DATE	OPP.	GUNNER OLSZEWSKI			JAMES PIERRE			ELIJAH RILEY			MARK ROBINSON		
		TKL	AST	TOT	TKL	AST	TOT	TKL	AST	TOT	TKL	AST	TOT
09/11	at Cincinnati	0	0	0	0	0	0	PRACTICE SQUAD			ON INACTIVE LIST		
09/18	New England	0	0	0	1	0	1	PRACTICE SQUAD			ON INACTIVE LIST		
09/22	at Cleveland	0	0	0	2	0	2	PRACTICE SQUAD			INACTIVE		
10/02	N.Y. Jets	0	0	0	0	0	0	PRACTICE SQUAD			ON INACTIVE LIST		
10/09	at Buffalo	ON INACTIVE LIST			0	0	0	PRACTICE SQUAD			ON INACTIVE LIST		
10/16	Tampa Bay	1	0	1	0	0	0	PRACTICE SQUAD			0	0	0
10/23	at Miami	0	0	0	0	0	0	PRACTICE SQUAD			ON INACTIVE LIST		
10/30	at Philadelphia	0	1	1	0	0	0	PRACTICE SQUAD			ON INACTIVE LIST		
11/13	New Orleans	0	0	0	1	1	1	PRACTICE SQUAD			ON INACTIVE LIST		
11/20	Cincinnati	0	0	0	1	0	1	PRACTICE SQUAD			ON INACTIVE LIST		
11/28	at Indianapolis	0	0	0	0	0	0	PRACTICE SQUAD			DID NOT PLAY (NON-INJURY)		
12/04	at Atlanta	0	0	0	0	0	0	PRACTICE SQUAD			ON INACTIVE LIST		
12/11	Baltimore	0	0	0	0	0	0	PRACTICE SQUAD			ON INACTIVE LIST		
12/18	at Carolina	0	0	0	0	1	1	PRACTICE SQUAD			0	0	0
12/24	Las Vegas	0	0	0	0	0	0	0	1	1	INACTIVE		
01/01	at Baltimore	0	0	0	0	1	1	0	0	0	0	0	0
01/08	Cleveland	0	0	0	1	1	2	1	0	1	0	1	1
<b>TOTALS</b>		<b>1</b>	<b>1</b>	<b>2</b>	<b>5</b>	<b>4</b>	<b>9</b>	<b>1</b>	<b>1</b>	<b>2</b>	<b>0</b>	<b>1</b>	<b>1</b>

DATE	OPP.	STEVEN SIMS			BENNY SNELL JR.			ROBERT SPILLANE			JAYLEN WARREN		
		TKL	AST	TOT	TKL	AST	TOT	TKL	AST	TOT	TKL	AST	TOT
09/11	at Cincinnati	ON INACTIVE LIST			2	0	2	0	0	0	0	0	0
09/18	New England	ON INACTIVE LIST			0	0	0	1	0	1	0	1	1
09/22	at Cleveland	INACTIVE			0	0	0	0	0	0	0	0	0
10/02	N.Y. Jets	ON INACTIVE LIST			0	0	0	0	0	0	0	0	0
10/09	at Buffalo	0	0	0	0	0	0	0	0	0	0	0	0
10/16	Tampa Bay	0	0	0	0	0	0	0	0	0	1	0	1
10/23	at Miami	ON INACTIVE LIST			0	1	1	0	0	0	0	0	0
10/30	at Philadelphia	0	0	0	0	0	0	0	0	0	0	0	0
11/13	New Orleans	0	0	0	1	1	2	0	0	0	0	0	0
11/20	Cincinnati	0	0	0	0	0	0	1	0	1	0	0	0
11/28	at Indianapolis	0	0	0	0	1	1	INACTIVE - BACK			ON INACTIVE LIST		
12/04	at Atlanta	0	0	0	1	0	1	0	0	0	0	0	0
12/11	Baltimore	0	0	0	0	0	0	0	0	0	0	0	0
12/18	at Carolina	0	0	0	0	0	0	0	0	0	0	0	0
12/24	Las Vegas	0	0	0	0	0	0	0	0	0	0	0	0
01/01	at Baltimore	0	0	0	0	0	0	0	0	0	0	0	0
01/08	Cleveland	0	0	0	0	1	1	0	0	0	1	0	1
<b>TOTALS</b>		<b>0</b>	<b>0</b>	<b>0</b>	<b>4</b>	<b>4</b>	<b>8</b>	<b>2</b>	<b>0</b>	<b>2</b>	<b>2</b>	<b>1</b>	<b>3</b>

DATE	OPP.	DEREK WATT			MATTHEW WRIGHT		
		TKL	AST	TOT	TKL	AST	TOT
09/11	at Cincinnati	0	0	0	NOT ON ROSTER		
09/18	New England	0	0	0	NOT ON ROSTER		
09/22	at Cleveland	0	0	0	NOT ON ROSTER		
10/02	N.Y. Jets	0	0	0	Chiefs		
10/09	at Buffalo	0	0	0	Chiefs		
10/16	Tampa Bay	1	0	1	Chiefs		
10/23	at Miami	1	0	1	Chiefs		
10/30	at Philadelphia	0	0	0	Chiefs		
11/13	New Orleans	0	0	0	0	0	0
11/20	Cincinnati	0	0	0	1	0	1
11/28	at Indianapolis	0	0	0	1	0	1
12/04	at Atlanta	1	0	1	0	0	0
12/11	Baltimore	0	0	0	NOT ON ROSTER		
12/18	at Carolina	0	0	0	NOT ON ROSTER		
12/24	Las Vegas	0	0	0	NOT ON ROSTER		
01/01	at Baltimore	0	0	0	NOT ON ROSTER		
01/08	Cleveland	0	1	1	Chiefs		
<b>TOTALS</b>		<b>3</b>	<b>1</b>	<b>4</b>	<b>2</b>	<b>0</b>	<b>2</b>

PUNTING:		PRESSLEY HARVIN III							
DATE	OPP.	NO.	YDS	AVG	TD	IN 20	LG	NET	BLK
09/11	at Cincinnati	8	388	48.5	1	1	60	42.1	0
09/18	New England	4	206	51.5	1	0	69	41.3	0
09/22	at Cleveland	5	212	42.4	0	1	48	40.2	0
10/02	N.Y. Jets	4	158	39.5	0	2	51	39.5	0
10/09	at Buffalo	4	163	40.8	0	1	69	40.8	0
10/16	Tampa Bay	5	221	44.2	0	2	53	41.4	0
10/23	at Miami	6	251	41.8	0	2	57	41.7	0
10/30	at Philadelphia	4	180	45.0	0	1	55	43.0	0
11/13	New Orleans	3	123	41.0	0	2	48	41.0	0
11/20	Cincinnati	6	273	45.5	0	2	56	41.8	0
11/28	at Indianapolis	4	182	45.5	1	2	54	40.5	0
12/04	at Atlanta	2	85	42.5	0	1	47	42.5	0
12/11	Baltimore	3	111	37.0	1	0	48	27.3	0
12/18	at Carolina	3	136	45.3	1	0	54	38.7	0
12/24	Las Vegas	3	140	46.7	0	1	55	42.3	0
01/01	at Baltimore	2	99	49.5	0	1	51	48.5	0
01/08	Cleveland	3	144	48.0	0	1	57	46.3	0
<b>TOTALS</b>		<b>69</b>	<b>3,072</b>	<b>44.5</b>	<b>5</b>	<b>20</b>	<b>69</b>	<b>41.1</b>	<b>0</b>

FIELD GOALS:		CHRIS BOSWELL									
DATE	OPP.	0-19	20-29	30-39	40-49	50+	TOTAL	FGM	FGA	PCT	LG
09/11	at Cincinnati	0/0	1/1	0/0	1/1	1/2	3/4	3	4	75.0%	53
09/18	New England	0/0	0/0	1/1	0/0	1/1	2/2	2	2	100.0%	52
09/22	at Cleveland	0/0	0/0	1/1	0/1	0/0	1/2	1	2	50.0%	34
10/02	N.Y. Jets	0/0	0/0	0/0	0/0	2/2	2/2	2	2	100.0%	59
10/09	at Buffalo	0/0	1/1	0/1	0/1	0/0	1/3	1	3	33.3%	29
10/16	Tampa Bay	0/0	1/1	0/0	0/0	1/1	2/2	2	2	100.0%	55
10/23	at Miami	0/0	0/0	0/0	1/1	0/0	1/1	1	1	100.0%	45
10/30	at Philadelphia	ON INACTIVE LIST									
11/13	New Orleans	DID NOT PLAY									
11/20	Cincinnati	INJURED RESERVE									
11/28	at Indianapolis	INJURED RESERVE									
12/04	at Atlanta	INJURED RESERVE									
12/11	Baltimore	0/0	0/0	0/0	0/1	0/0	0/1	0	1	0.0%	0
12/18	at Carolina	0/0	0/0	0/0	0/0	1/1	1/1	1	1	100.0%	50
12/24	Las Vegas	0/0	0/0	0/0	2/3	0/1	2/4	2	4	50.0%	44
01/01	at Baltimore	0/0	1/1	1/1	0/1	1/1	3/4	3	4	75.0%	51
01/08	Cleveland	0/0	0/0	1/1	1/1	0/0	2/2	2	2	100.0%	49
<b>TOTALS</b>		0/0	4/4	4/5	5/10	7/9	20/28	20	28	71.4%	59

FIELD GOALS:		MATTHEW WRIGHT									
DATE	OPP.	0-19	20-29	30-39	40-49	50+	TOTAL	FGM	FGA	PCT	LG
09/11	at Cincinnati	NOT ON ROSTER									
09/18	New England	NOT ON ROSTER									
09/22	at Cleveland	NOT ON ROSTER									
10/02	N.Y. Jets	Chiefs									
10/09	at Buffalo	Chiefs									
10/16	Tampa Bay	Chiefs									
10/23	at Miami	Chiefs									
10/30	at Philadelphia	Chiefs									
11/13	New Orleans	0/0	0/0	2/3	0/1	0/0	2/4	2	4	50.0%	33
11/20	Cincinnati	0/0	0/0	2/2	1/1	0/0	3/3	3	3	100.0%	42
11/28	at Indianapolis	0/0	1/1	0/0	1/1	1/1	3/3	3	3	100.0%	52
12/04	at Atlanta	0/0	0/0	1/1	3/3	0/0	4/4	4	4	100.0%	48
12/11	Baltimore	NOT ON ROSTER									
12/18	at Carolina	NOT ON ROSTER									
12/24	Las Vegas	NOT ON ROSTER									
01/01	at Baltimore	NOT ON ROSTER									
01/08	Cleveland	Chiefs									
<b>TOTALS</b>		0/0	1/1	5/6	5/6	1/1	12/14	12	14	85.7%	59

FIELD GOALS:		NICK SCIBA									
DATE	OPP.	0-19	20-29	30-39	40-49	50+	TOTAL	FGM	FGA	PCT	LG
09/11	at Cincinnati										
09/18	New England										
09/22	at Cleveland										
10/02	N.Y. Jets										
10/09	at Buffalo										
10/16	Tampa Bay										
10/23	at Miami										
10/30	at Philadelphia	0/0	1/1	1/1	0/0	0/0	2/2	2	2	100.0%	38
11/13	New Orleans										
11/20	Cincinnati										
11/28	at Indianapolis										
12/04	at Atlanta										
12/11	Baltimore										
12/18	at Carolina										
12/24	Las Vegas										
01/01	at Baltimore										
01/08	Cleveland										
<b>TOTALS</b>		0/0	1/1	1/1	0/0	0/0	2/2	2	2	100.0%	38

KICKOFF RETURNS:		GUNNER OLSZEWSKI						JAMES PIERRE						STEVEN SIMS					
DATE	OPP.	NO.	YDS	AVG	LG	FC	TD	NO.	YDS	AVG	LG	FC	TD	NO.	YDS	AVG	LG	FC	TD
09/11	at Cincinnati	1	1	1.0	1	0	0	0	0	0.0	0	0	0	ON INACTIVE LIST					
09/18	New England	0	0	0.0	0	0	0	0	0	0.0	0	0	0	ON INACTIVE LIST					
09/22	at Cleveland	1	18	18.0	18	0	0	0	0	0.0	0	0	0	INACTIVE					
10/02	N.Y. Jets	0	0	0.0	0	0	0	0	0	0.0	0	0	0	ON INACTIVE LIST					
10/09	at Buffalo	ON INACTIVE LIST						1	0	0.0	0	0	0	1	19	19.0	19	0	0
10/16	Tampa Bay	0	0	0.0	0	0	0	0	0	0.0	0	0	0	3	112	37.3	89	0	0
10/23	at Miami	1	27	27.0	27	0	0	0	0	0.0	0	0	0	ON INACTIVE LIST					
10/30	at Philadelphia	0	0	0.0	0	0	0	0	0	0.0	0	0	0	2	47	23.5	27	0	0
11/13	New Orleans	0	0	0.0	0	0	0	0	0	0.0	0	0	0	1	27	27.0	27	0	0
11/20	Cincinnati	0	0	0.0	0	0	0	0	0	0.0	0	0	0	7	154	22.0	37	0	0
11/28	at Indianapolis	0	0	0.0	0	0	0	0	0	0.0	0	0	0	0	0	0.0	0	0	0
12/04	at Atlanta	0	0	0.0	0	0	0	0	0	0.0	0	0	0	0	0	0.0	0	0	0
12/11	Baltimore	0	0	0.0	0	0	0	0	0	0.0	0	0	0	1	29	29.0	29	0	0
12/18	at Carolina	0	0	0.0	0	0	0	0	0	0.0	0	0	0	1	17	17.0	17	0	0
12/24	Las Vegas	0	0	0.0	0	0	0	0	0	0.0	0	0	0	0	0	0.0	0	0	0
01/01	at Baltimore	0	0	0.0	0	0	0	0	0	0.0	0	0	0	1	29	29.0	29	0	0
01/08	Cleveland	0	0	0.0	0	0	0	0	0	0.0	0	0	0	0	0	0.0	0	0	0
<b>TOTALS</b>		<b>3</b>	<b>46</b>	<b>15.3</b>	<b>27</b>	<b>0</b>	<b>0</b>	<b>1</b>	<b>0</b>	<b>0.0</b>	<b>0</b>	<b>0</b>	<b>0</b>	<b>17</b>	<b>434</b>	<b>25.5</b>	<b>89</b>	<b>0</b>	<b>0</b>

KICKOFF RETURNS:		BENNY SNELL, JR.					
DATE	OPP.	NO.	YDS	AVG	LG	FC	TD
09/11	at Cincinnati	0	0	0.0	0	0	0
09/18	New England	0	0	0.0	0	0	0
09/22	at Cleveland	0	0	0.0	0	0	0
10/02	N.Y. Jets	1	7	7.0	7	0	0
10/09	at Buffalo	0	0	0.0	0	0	0
10/16	Tampa Bay	0	0	0.0	0	0	0
10/23	at Miami	1	8	8.0	8	0	0
10/30	at Philadelphia	0	0	0.0	0	0	0
11/13	New Orleans	0	0	0.0	0	0	0
11/20	Cincinnati	0	0	0.0	0	0	0
11/28	at Indianapolis	0	0	0.0	0	0	0
12/04	at Atlanta	0	0	0.0	0	0	0
12/11	Baltimore	0	0	0.0	0	0	0
12/18	at Carolina	0	0	0.0	0	0	0
12/24	Las Vegas	1	15	15.0	15	0	0
01/01	at Baltimore	0	0	0.0	0	0	0
01/08	Cleveland	0	0	0.0	0	0	0
<b>TOTALS</b>		<b>3</b>	<b>30</b>	<b>10.0</b>	<b>15</b>	<b>0</b>	<b>0</b>

PUNT RETURNS:		GUNNER OLSZEWSKI						STEVEN SIMS					
DATE	OPP.	NO.	YDS	AVG	LG	FC	TD	NO.	YDS	AVG	LG	FC	TD
09/11	at Cincinnati	1	20	20.0	20	1	0	ON INACTIVE LIST					
09/18	New England	1	0	0.0	0	0	0	ON INACTIVE LIST					
09/22	at Cleveland	0	0	0.0	0	0	0	INACTIVE					
10/02	N.Y. Jets	3	16	5.3	10	1	0	ON INACTIVE LIST					
10/09	at Buffalo	ON INACTIVE LIST						0	0	0.0	0	0	0
10/16	Tampa Bay	0	0	0.0	0	0	0	3	23	7.7	24	1	0
10/23	at Miami	3	19	6.3	10	3	0	ON INACTIVE LIST					
10/30	at Philadelphia	0	0	0.0	0	0	0	1	10	10.0	10	1	0
11/13	New Orleans	0	0	0.0	0	0	0	1	3	3.0	3	2	0
11/20	Cincinnati	0	0	0.0	0	0	0	2	16	8.0	10	1	0
11/28	at Indianapolis	0	0	0.0	0	0	0	3	18	6.0	18	0	0
12/04	at Atlanta	0	0	0.0	0	0	0	2	1	0.5	1	1	0
12/11	Baltimore	0	0	0.0	0	0	0	2	0	0.0	0	1	0
12/18	at Carolina	0	0	0.0	0	0	0	1	5	5.0	5	1	0
12/24	Las Vegas	0	0	0.0	0	0	0	1	9	9.0	9	2	0
01/01	at Baltimore	0	0	0.0	0	0	0	0	0	0.0	0	3	0
01/08	Cleveland	0	0	0.0	0	0	0	3	20	6.7	12	0	0
<b>TOTALS</b>		<b>8</b>	<b>55</b>	<b>6.9</b>	<b>20</b>	<b>5</b>	<b>0</b>	<b>19</b>	<b>105</b>	<b>5.5</b>	<b>24</b>	<b>13</b>	<b>0</b>



14

WEEK 18

Cleveland Browns 14, Pittsburgh Steelers 28  
65,019 🌤️ Acrisure Stadium 🌤️ Jan 8, 2023



28

Cleveland Browns .....	0	7	0	7	—	14
Pittsburgh Steelers .....	0	10	10	8	—	28

SCORING DRIVES

TEAM	QTR	TIME	SCORING PLAY	CLE	PIT
Browns	2	06:27	D.Njoku 10 yd. pass from D.Watson (C.York kick) (10-71, 4:57)	7	0
Steelers	2	01:47	G.Pickens 31 yd. pass from K.Pickett (C.Boswell kick) (9-75, 4:40)	7	7
Steelers	2	00:38	C.Boswell 49 yd. Field Goal (6-25, 0:33)	7	10
Steelers	3	09:04	C.Boswell 34 yd. Field Goal (12-59, 5:56)	7	13
Steelers	3	03:12	N.Harris 4 yd. run (C.Boswell kick) (6-25, 2:30)	7	20
Browns	4	10:11	N.Chubb 2 yd. pass from D.Watson (C.York kick) (7-77, 4:38)	14	20
Steelers	4	04:37	D.Watt 1 yd. run (K.Pickett-D.Johnson pass) (14-75, 5:34)	14	28

CLEVELAND BROWNS

PASSING	ATT	CP	YDS	SK/YD	TD	LG	INT	RTG
Deshaua Watson	29	19	230	7/57	2	38	2	84.0
<b>TOTAL</b>	<b>29</b>	<b>19</b>	<b>230</b>	<b>7/57</b>	<b>2</b>	<b>38</b>	<b>2</b>	<b>84.0</b>

RUSHING	ATT	YDS	AVG	LG	TD
Nick Chubb	12	77	6.4	15	0
Deshaua Watson	6	44	7.3	21	0
Kareem Hunt	4	13	3.3	5	0
<b>TOTAL</b>	<b>22</b>	<b>134</b>	<b>6.1</b>	<b>21</b>	<b>0</b>

RECEIVING	NO	YDS	AVG	LG	TD
Nick Chubb	5	45	9.0	19	1
David Njoku	4	42	10.5	18	1
Kareem Hunt	3	15	5.0	14	0
Amari Cooper	2	51	25.5	36	0
Donovan Peoples-Jones	2	42	21.0	38	0
Harrison Bryant	2	20	10.0	14	0
Mike Woods	1	15	15.0	15	0
<b>TOTAL</b>	<b>19</b>	<b>230</b>	<b>12.1</b>	<b>38</b>	<b>2</b>

TOP DEFENSE	TOT	SOLO	AST	SCK	YDS	INT
Tony Fields II	8	4	4	0.0	0.0	0
Myles Garrett	7	3	4	1.0	6.0	0
Deion Jones	5	5	0	0.0	0.0	0

FIELD GOALS	FGM/FGA	PERCENT	RESULTS
No Field Goals			

PITTSBURGH STEELERS

PASSING	ATT	CP	YDS	SK/YD	TD	LG	INT	RTG
Kenny Pickett	29	13	195	1/6	1	32	0	79.0
<b>TOTAL</b>	<b>29</b>	<b>13</b>	<b>195</b>	<b>1/6</b>	<b>1</b>	<b>32</b>	<b>0</b>	<b>79.0</b>

RUSHING	ATT	YDS	AVG	LG	TD
Najee Harris	23	80	3.5	11	1
Jaylen Warren	6	36	6.0	22	0
Steven Sims	1	16	16.0	16	0
Connor Heyward	1	6	6.0	6	0
Gunner Olszewski	2	4	2.0	3	0
Kenny Pickett	3	1	0.3	1	0
Derek Watt	1	1	1.0	1t	1
<b>TOTAL</b>	<b>37</b>	<b>144</b>	<b>3.9</b>	<b>22</b>	<b>2</b>

RECEIVING	NO	YDS	AVG	LG	TD
George Pickens	3	72	24.0	31t	1
Connor Heyward	3	45	15.0	27	0
Jaylen Warren	3	7	2.3	3	0
Diontae Johnson	2	38	19.0	32	0
Zach Gentry	1	23	23.0	23	0
Najee Harris	1	10	10.0	10	0
<b>TOTAL</b>	<b>13</b>	<b>195</b>	<b>15.0</b>	<b>32</b>	<b>1</b>

TOP DEFENSE	TOT	SOLO	AST	SCK	YDS	INT
Minkah Fitzpatrick	10	5	5	0.0	0.0	0
Alex Highsmith	8	6	2	2.5	23.0	0
Robert Spillane	8	5	3	0.0	0.0	0

FIELD GOALS	FGM/FGA	PERCENT	RESULTS
Chris Boswell	2-2	100.0	(49, 34)
<b>TOTAL</b>	<b>2-2</b>	<b>100.0</b>	

Team Statistics

First Downs	18	23
3rd-Down Eff. (Made/Att/Pct)	5/12/42%	9/15/60%
4th-Down Eff. (Made/Att/Pct)	1/2/50%	0/0/0%
Total Net Yards	307	333
Total Plays	58	67
Yards Per Play	5.3	5.0
Rushes/Net Yards	22/134	37/144
Net Passing	173	189
Pass Attempts/Completions	29/19	29/13
Had Intercepted	2	0
Sacked/Yards Lost	7/57	1/6
Punts/Average	4/48.5	3/48.0
Penalties/Yards	9/65	4/20
Fumbles/Lost	1/0	3/1
Possession Time	29:04	30:56

Browns Steelers



16

WEEK 17

Pittsburgh Steelers 16, Baltimore Ravens 13  
71,042 M&T Bank Stadium Jan 1, 2023



13

Pittsburgh Steelers .....	3	0	3	10	—	16
Baltimore Ravens .....	0	10	3	0	—	13

SCORING DRIVES

TEAM	QTR	TIME	SCORING PLAY	PIT	BAL
Steelers	1	07:01	C.Boswell 21 yd. Field Goal (15-73, 7:59)	3	0
Ravens	2	14:09	J.Tucker 30 yd. Field Goal (15-61, 7:52)	3	3
Ravens	2	00:07	I.Likely 7 yd. pass from T.Huntley (J.Tucker kick) (11-62, 3:23)	3	10
Ravens	3	09:31	J.Tucker 51 yd. Field Goal (8-42, 5:29)	3	13
Steelers	3	03:42	C.Boswell 51 yd. Field Goal (12-43, 5:49)	6	13
Steelers	4	09:44	C.Boswell 33 yd. Field Goal (13-80, 6:02)	9	13
Steelers	4	00:56	N.Harris 10 yd. pass from K.Pickett (C.Boswell kick) (11-80, 3:20)	16	13

PITTSBURGH STEELERS

PASSING	ATT	CP	YDS	SK/YD	TD	LG	INT	RTG
Kenny Pickett	27	15	168	2/15	1	28	0	86.7
<b>TOTAL</b>	<b>27</b>	<b>15</b>	<b>168</b>	<b>2/15</b>	<b>1</b>	<b>28</b>	<b>0</b>	<b>86.7</b>

RUSHING	ATT	YDS	AVG	LG	TD
Najee Harris	22	111	5.0	15	0
Jaylen Warren	12	76	6.3	31	0
Gunner Olszewski	1	6	6.0	6	0
Derek Watt	1	3	3.0	3	0
Kenny Pickett	5	2	0.4	2	0
<b>TOTAL</b>	<b>41</b>	<b>198</b>	<b>4.8</b>	<b>31</b>	<b>0</b>

RECEIVING	NO	YDS	AVG	LG	TD
Pat Freiermuth	3	36	12.0	20	0
Steven Sims	3	34	11.3	28	0
Jaylen Warren	3	22	7.3	10	0
Diontae Johnson	2	35	17.5	21	0
George Pickens	2	29	14.5	15	0
Najee Harris	2	12	6.0	10t	1
<b>TOTAL</b>	<b>15</b>	<b>168</b>	<b>11.2</b>	<b>28</b>	<b>1</b>

TOP DEFENSE	TOT	SOLO	AST	SCK	YDS	INT
Robert Spillane	9	8	1	0.0	0.0	0
Minkah Fitzpatrick	9	4	5	0.0	0.0	1
Mark Robinson	7	2	5	0.0	0.0	0

FIELD GOALS	FGM/FGA	PERCENT	RESULTS
Chris Boswell	3-4	75.0	(21, 48, 51, 33)
<b>TOTAL</b>	<b>3-4</b>	<b>75.0</b>	

BALTIMORE RAVENS

PASSING	ATT	CP	YDS	SK/YD	TD	LG	INT	RTG
Tyler Huntley	21	14	130	1/10	1	19	1	79.5
<b>TOTAL</b>	<b>21</b>	<b>14</b>	<b>130</b>	<b>1/10</b>	<b>1</b>	<b>19</b>	<b>1</b>	<b>79.5</b>

RUSHING	ATT	YDS	AVG	LG	TD
J.K. Dobbins	17	93	5.5	22	0
Tyler Huntley	7	24	3.4	10	0
Gus Edwards	3	2	0.7	2	0
Andy Isabella	1	1	1.0	1	0
<b>TOTAL</b>	<b>28</b>	<b>120</b>	<b>4.3</b>	<b>22</b>	<b>0</b>

RECEIVING	NO	YDS	AVG	LG	TD
Mark Andrews	9	100	11.1	19	0
Isaiah Likely	3	12	4.0	11	1
DeSean Jackson	1	9	9.0	9	0
Demarcus Robinson	1	9	9.0	9	0
<b>TOTAL</b>	<b>14</b>	<b>130</b>	<b>9.3</b>	<b>19</b>	<b>1</b>

TOP DEFENSE	TOT	SOLO	AST	SCK	YDS	INT
Chuck Clark	10	6	4	0.0	0.0	0
Marcus Williams	9	5	4	0.0	0.0	0
Roquan Smith	9	4	5	0.0	0.0	0

FIELD GOALS	FGM/FGA	PERCENT	RESULTS
Justin Tucker	2-2	100.0	(30, 51)
<b>TOTAL</b>	<b>2-2</b>	<b>100.0</b>	

Team Statistics

	Steelers	Ravens
First Downs	22	15
3rd-Down Eff. (Made/Att/Pct)	10/16/63%	5/12/42%
4th-Down Eff. (Made/Att/Pct)	0/0/0%	0/0/0%
Total Net Yards	351	240
Total Plays	70	50
Yards Per Play	5.0	4.8
Rushes/Net Yards	41/198	28/120
Net Passing	153	120
Pass Attempts/Completions	27/15	21/14
Had Intercepted	0	1
Sacked/Yards Lost	2/15	1/10
Punts/Average	2/49.5	4/44.8
Penalties/Yards	6/43	4/30
Fumbles/Lost	0/0	0/0
Possession Time	34:14	25:46





10

WEEK 16

Las Vegas Raiders 10, Pittsburgh Steelers 13  
64,761 🏟️ Acrisure Stadium 🏟️ Dec 24, 2022



13

Las Vegas Raiders .....	7	3	0	0	—	10
Pittsburgh Steelers .....	0	3	0	10	—	13

SCORING DRIVES

TEAM	QTR	TIME	SCORING PLAY	LV	PIT
Raiders	1	06:38	H.Renfrow 14 yd. pass from D.Carr (D.Carson kick) (14-72, 8:22)	7	0
Steelers	2	01:49	C.Boswell 44 yd. Field Goal (15-62, 7:50)	7	3
Raiders	2	00:05	D.Carson 40 yd. Field Goal (9-53, 1:44)	10	3
Steelers	4	09:47	C.Boswell 40 yd. Field Goal (9-33, 5:07)	10	6
Steelers	4	00:46	G.Pickens 14 yd. pass from K.Pickett (C.Boswell kick) (10-76, 2:09)	10	13

LAS VEGAS RAIDERS

PASSING	ATT	CP	YDS	SK/YD	TD	LG	INT	RTG
Derek Carr	30	16	174	3/31	1	34	3	42.2
<b>TOTAL</b>	<b>30</b>	<b>16</b>	<b>174</b>	<b>3/31</b>	<b>1</b>	<b>34</b>	<b>3</b>	<b>42.2</b>

RUSHING	ATT	YDS	AVG	LG	TD
Josh Jacobs	15	44	2.9	11	0
Derek Carr	3	14	4.7	9	0
Brandon Bolden	1	0	0.0	0	0
<b>TOTAL</b>	<b>19</b>	<b>58</b>	<b>3.1</b>	<b>11</b>	<b>0</b>

RECEIVING	NO	YDS	AVG	LG	TD
Darren Waller	4	58	14.5	34	0
Hunter Renfrow	4	42	10.5	14t	1
Ameer Abdullah	2	27	13.5	17	0
Foster Moreau	2	19	9.5	10	0
Davante Adams	2	15	7.5	12	0
Mack Hollins	1	7	7.0	7	0
Josh Jacobs	1	6	6.0	6	0
<b>TOTAL</b>	<b>16</b>	<b>174</b>	<b>10.9</b>	<b>34</b>	<b>1</b>

TOP DEFENSE	TOT	SOLO	AST	SCK	YDS	INT
Luke Masterson	10	6	4	0.0	0.0	0
Tre'von Moehrig	7	4	3	0.0	0.0	0
Nate Hobbs	6	5	1	0.0	0.0	0

FIELD GOALS	FGM/FGA	PERCENT	RESULTS
Daniel Carlson	1-1	100.0	(40)
<b>TOTAL</b>	<b>1-1</b>	<b>100.0</b>	

PITTSBURGH STEELERS

PASSING	ATT	CP	YDS	SK/YD	TD	LG	INT	RTG
Kenny Pickett	39	26	244	0/0	1	25	1	81.6
<b>TOTAL</b>	<b>39</b>	<b>26</b>	<b>244</b>	<b>0/0</b>	<b>1</b>	<b>25</b>	<b>1</b>	<b>81.6</b>

RUSHING	ATT	YDS	AVG	LG	TD
Najee Harris	16	53	3.3	14	0
Jaylen Warren	6	23	3.8	13	0
Connor Heyward	1	21	21.0	21	0
Kenny Pickett	3	9	3.0	6	0
Derek Watt	1	0	0.0	0	0
<b>TOTAL</b>	<b>27</b>	<b>106</b>	<b>3.9</b>	<b>21</b>	<b>0</b>

RECEIVING	NO	YDS	AVG	LG	TD
Pat Freiermuth	7	66	9.4	17	0
Najee Harris	6	42	7.0	19	0
Diontae Johnson	5	64	12.8	15	0
George Pickens	5	57	11.4	25	1
Steven Sims	1	7	7.0	7	0
Jaylen Warren	1	7	7.0	7	0
Zach Gentry	1	1	1.0	1	0
<b>TOTAL</b>	<b>26</b>	<b>244</b>	<b>9.4</b>	<b>25</b>	<b>1</b>

TOP DEFENSE	TOT	SOLO	AST	SCK	YDS	INT
Robert Spillane	12	7	5	0.0	0.0	0
Cameron Heyward	7	4	3	2.0	18.0	0
Damontae Kazee	4	4	0	0.0	0.0	0

FIELD GOALS	FGM/FGA	PERCENT	RESULTS
Chris Boswell	2-4	50.0	(43, 44, 52, 40)
<b>TOTAL</b>	<b>2-4</b>	<b>50.0</b>	

Team Statistics

	Raiders	Steelers
First Downs	13	19
3rd-Down Eff. (Made/Att/Pct)	6/12/50%	5/14/36%
4th-Down Eff. (Made/Att/Pct)	0/0/0%	2/2/100%
Total Net Yards	201	350
Total Plays	52	66
Yards Per Play	3.9	5.3
Rushes/Net Yards	19/58	27/106
Net Passing	143	244
Pass Attempts/Completions	30/16	39/26
Had Intercepted	3	1
Sacked/Yards Lost	3/31	0/0
Punts/Average	5/41.6	3/46.7
Penalties/Yards	2/20	3/35
Fumbles/Lost	0/0	0/0
Possession Time	27:21	32:39

Raiders Steelers



24

WEEK 15

Pittsburgh Steelers 24, Carolina Panthers 16  
73,548 🌐 Bank of America Stadium 🌐 Dec 18, 2022



16

Pittsburgh Steelers .....	7	7	7	3	—	24
Carolina Panthers .....	0	7	0	9	—	16

SCORING DRIVES

TEAM	QTR	TIME	SCORING PLAY	PIT	CAR
Steelers	1	05:48	N.Harris 7 yd. run (C.Boswell kick) (12-67, 7:06)	7	0
Panthers	2	14:12	D.Moore 5 yd. pass from S.Darnold (E.Pineiro kick) (11-85, 6:36)	7	7
Steelers	2	08:20	J.Warren 2 yd. run (C.Boswell kick) (10-75, 5:52)	14	7
Steelers	3	03:17	M.Trubisky 1 yd. run (C.Boswell kick) (21-91,11:43)	21	7
Panthers	4	11:52	E.Pineiro 29 yd. Field Goal (11-64, 6:25)	21	10
Panthers	4	06:15	E.Pineiro 32 yd. Field Goal (7-59, 4:06)	21	13
Steelers	4	01:04	C.Boswell 50 yd. Field Goal (13-43, 5:11)	24	13
Panthers	4	00:19	E.Pineiro 52 yd. Field Goal (5-29, 0:45)	24	16

PITTSBURGH STEELERS

PASSING	ATT	CP	YDS	SK/YD	TD	LG	INT	RTG
Mitch Trubisky	22	17	179	1/10	0	38	0	100.4
<b>TOTAL</b>	<b>22</b>	<b>17</b>	<b>179</b>	<b>1/10</b>	<b>0</b>	<b>38</b>	<b>0</b>	<b>100.4</b>

RUSHING	ATT	YDS	AVG	LG	TD
Najee Harris	24	86	3.6	10	1
Jaylen Warren	11	38	3.5	9	1
Steven Sims	2	19	9.5	22	0
Mitch Trubisky	6	9	1.5	4	1
Diontae Johnson	1	2	2.0	2	0
Derek Watt	1	2	2.0	2	0
<b>TOTAL</b>	<b>45</b>	<b>156</b>	<b>3.5</b>	<b>22</b>	<b>3</b>

RECEIVING	NO	YDS	AVG	LG	TD
Diontae Johnson	10	98	9.8	19	0
George Pickens	2	53	26.5	38	0
Jaylen Warren	1	11	11.0	11	0
Steven Sims	1	10	10.0	10	0
Zach Gentry	1	4	4.0	4	0
Gunner Olszewski	1	3	3.0	3	0
Miles Boykin	1	0	0.0	0	0
<b>TOTAL</b>	<b>17</b>	<b>179</b>	<b>10.5</b>	<b>38</b>	<b>0</b>

TOP DEFENSE	TOT	SOLO	AST	SCK	YDS	INT
Robert Spillane	7	6	1	0.0	0.0	0
Larry Ogunjobi	5	3	2	0.0	0.0	0
Terrell Edmunds	4	4	0	0.0	0.0	0

FIELD GOALS	FGM/FGA	PERCENT	RESULTS
Chris Boswell	1-1	100.0	(50)
<b>TOTAL</b>	<b>1-1</b>	<b>100.0</b>	

CAROLINA PANTHERS

PASSING	ATT	CP	YDS	SK/YD	TD	LG	INT	RTG
Sam Darnold	23	14	225	4/37	1	45	0	108.1
<b>TOTAL</b>	<b>23</b>	<b>14</b>	<b>225</b>	<b>4/37</b>	<b>1</b>	<b>45</b>	<b>0</b>	<b>108.1</b>

RUSHING	ATT	YDS	AVG	LG	TD
Chuba Hubbard	4	10	2.5	3	0
D'Onta Foreman	10	9	0.9	5	0
Sam Darnold	2	2	1.0	3	0
<b>TOTAL</b>	<b>16</b>	<b>21</b>	<b>1.3</b>	<b>5</b>	<b>0</b>

RECEIVING	NO	YDS	AVG	LG	TD
DJ Moore	5	73	14.6	26	1
Chuba Hubbard	3	57	19.0	45	0
Terrace Marshall Jr.	3	51	17.0	40	0
Tommy Tremble	2	20	10.0	17	0
Shi Smith	1	24	24.0	24	0
<b>TOTAL</b>	<b>14</b>	<b>225</b>	<b>16.1</b>	<b>45</b>	<b>1</b>

TOP DEFENSE	TOT	SOLO	AST	SCK	YDS	INT
Jeremy Chinn	14	11	3	0.0	0.0	0
Shaq Thompson	12	7	5	0.0	0.0	0
Frankie Luvu	9	3	6	1.0	10.0	0

FIELD GOALS	FGM/FGA	PERCENT	RESULTS
Eddy Pineiro	3-3	100.0	(29, 32, 52)
<b>TOTAL</b>	<b>3-3</b>	<b>100.0</b>	

Team Statistics

First Downs	22	12
3rd-Down Eff. (Made/Att/Pct)	12/16/75%	4/11/36%
4th-Down Eff. (Made/Att/Pct)	0/0/0%	0/0/0%
Total Net Yards	325	209
Total Plays	68	43
Yards Per Play	4.8	4.9
Rushes/Net Yards	45/156	16/21
Net Passing	169	188
Pass Attempts/Completions	22/17	23/14
Had Intercepted	0	0
Sacked/Yards Lost	1/10	4/37
Punts/Average	3/45.3	4/48.5
Penalties/Yards	7/81	5/40
Fumbles/Lost	0/0	1/0
Possession Time	36:11	23:49

Steelers Panthers



16

WEEK 14

Baltimore Ravens 16, Pittsburgh Steelers 14  
66,326 🏟️ Acrisure Stadium 🏟️ Dec 11, 2022



14

Baltimore Ravens .....	10	3	0	3	—	16
Pittsburgh Steelers .....	7	0	0	7	—	14

SCORING DRIVES

TEAM	QTR	TIME	SCORING PLAY	BAL	PIT
Ravens	1	04:46	J.Tucker 42 yd. Field Goal (11-51, 5:38)	3	0
Ravens	1	02:31	J.Dobbins 4 yd. run (J.Tucker kick) (2-48, 0:45)	10	0
Steelers	1	00:13	N.Harris 1 yd. run (C.Boswell kick) (5-64, 2:18)	10	7
Ravens	2	01:03	J.Tucker 35 yd. Field Goal (10-54, 4:32)	13	7
Ravens	4	03:19	J.Tucker 30 yd. Field Goal (13-57, 7:55)	16	7
Steelers	4	02:30	P.Freiermuth 10 yd. pass from M.Trubisky (C.Boswell kick) (5-75, 0:49)	16	14

BALTIMORE RAVENS

PASSING	ATT	CP	YDS	SK/YD	TD	LG	INT	RTG
Tyler Huntley	12	8	88	1/6	0	25	0	88.2
Anthony Brown	5	3	16	1/4	0	7	0	65.4
<b>TOTAL</b>	<b>17</b>	<b>11</b>	<b>104</b>	<b>2/10</b>	<b>0</b>	<b>25</b>	<b>0</b>	<b>81.5</b>

RUSHING	ATT	YDS	AVG	LG	TD
J.K. Dobbins	15	120	8.0	44	1
Gus Edwards	13	66	5.1	16	0
Tyler Huntley	9	31	3.4	11	0
Patrick Ricard	1	2	2.0	2	0
Kenyan Drake	1	1	1.0	1	0
Anthony Brown	3	-5	-1.7	-1	0
<b>TOTAL</b>	<b>42</b>	<b>215</b>	<b>5.1</b>	<b>44</b>	<b>1</b>

RECEIVING	NO	YDS	AVG	LG	TD
Demarcus Robinson	5	52	10.4	23	0
DeSean Jackson	2	34	17.0	25	0
Mark Andrews	2	17	8.5	10	0
Kenyan Drake	2	1	0.5	1	0
<b>TOTAL</b>	<b>11</b>	<b>104</b>	<b>9.5</b>	<b>25</b>	<b>0</b>

TOP DEFENSE	TOT	SOLO	AST	SCK	YDS	INT
Marlon Humphrey	6	5	1	0.0	0.0	0
Chuck Clark	6	4	2	0.0	0.0	0
Patrick Queen	6	4	2	0.0	0.0	1

FIELD GOALS	FGM/FGA	PERCENT	RESULTS
Justin Tucker	3-3	100.0	(42, 35, 30)
<b>TOTAL</b>	<b>3-3</b>	<b>100.0</b>	

PITTSBURGH STEELERS

PASSING	ATT	CP	YDS	SK/YD	TD	LG	INT	RTG
Mitch Trubisky	30	22	276	1/5	1	42	3	73.1
Kenny Pickett	1	0	0	1/7	0	0	0	39.6
<b>TOTAL</b>	<b>31</b>	<b>22</b>	<b>276</b>	<b>2/12</b>	<b>1</b>	<b>42</b>	<b>3</b>	<b>69.5</b>

RUSHING	ATT	YDS	AVG	LG	TD
Najee Harris	12	33	2.8	8	1
Kenny Pickett	2	16	8.0	13	0
Jaylen Warren	3	11	3.7	8	0
Benny Snell Jr.	2	4	2.0	3	0
Steven Sims	1	1	1.0	1	0
<b>TOTAL</b>	<b>20</b>	<b>65</b>	<b>3.3</b>	<b>13</b>	<b>1</b>

RECEIVING	NO	YDS	AVG	LG	TD
Diontae Johnson	6	82	13.7	37	0
Steven Sims	4	30	7.5	11	0
George Pickens	3	78	26.0	42	0
Pat Freiermuth	3	33	11.0	14	1
Najee Harris	2	17	8.5	10	0
Jaylen Warren	2	16	8.0	14	0
Connor Heyward	1	13	13.0	13	0
Gunner Olszewski	1	7	7.0	7	0
<b>TOTAL</b>	<b>22</b>	<b>276</b>	<b>12.5</b>	<b>42</b>	<b>1</b>

TOP DEFENSE	TOT	SOLO	AST	SCK	YDS	INT
Minkah Fitzpatrick	11	6	5	0.0	0.0	0
Terrell Edmunds	9	3	6	0.0	0.0	0
Myles Jack	7	4	3	0.0	0.0	0

FIELD GOALS	FGM/FGA	PERCENT	RESULTS
Chris Boswell	0-1	0.0	(40)
<b>TOTAL</b>	<b>0-1</b>	<b>0.0</b>	

Team Statistics

First Downs	18	23
3rd-Down Eff. (Made/Att/Pct)	4/13/31%	4/8/50%
4th-Down Eff. (Made/Att/Pct)	1/2/50%	0/0/0%
Total Net Yards	309	329
Total Plays	61	53
Yards Per Play	5.1	6.2
Rushes/Net Yards	42/215	20/65
Net Passing	94	264
Pass Attempts/Completions	17/11	31/22
Had Intercepted	0	3
Sacked/Yards Lost	2/10	2/12
Punts/Average	3/41.3	3/37.0
Penalties/Yards	5/46	2/15
Fumbles/Lost	2/0	0/0
Possession Time	32:59	27:01

Ravens Steelers



19

WEEK 13

Pittsburgh Steelers 19, Atlanta Falcons 16  
70,325 🌟 Mercedes-Benz Stadium 🌟 Dec 4, 2022



16

Pittsburgh Steelers .....	3	13	3	0	—	19
Atlanta Falcons .....	0	6	7	3	—	16

SCORING DRIVES

TEAM	QTR	TIME	SCORING PLAY	PIT	ATL
Steelers	1	07:33	M.Wright 46 yd. Field Goal (16-47, 7:27)	3	0
Steelers	2	13:34	M.Wright 46 yd. Field Goal (12-58, 5:23)	6	0
Falcons	2	09:15	Y.Koo 50 yd. Field Goal (8-42, 4:19)	6	3
Steelers	2	07:06	Co.Heyward 17 yd. pass from K.Pickett (M.Wright kick) (4-75, 2:09)	13	3
Falcons	2	05:05	Y.Koo 51 yd. Field Goal (5-42, 2:01)	13	6
Steelers	2	01:29	M.Wright 48 yd. Field Goal (9-45, 3:36)	16	6
Steelers	3	04:46	M.Wright 33 yd. Field Goal (14-75, 7:36)	19	6
Falcons	3	00:43	M.Pruitt 7 yd. pass from M.Mariota (Y.Koo kick) (8-75, 4:03)	19	13
Falcons	4	05:27	Y.Koo 28 yd. Field Goal (16-64, 9:21)	19	16

PITTSBURGH STEELERS

PASSING	ATT	CP	YDS	SK/YD	TD	LG	INT	RTG
Kenny Pickett	28	16	197	0/0	1	57	0	90.9
<b>TOTAL</b>	<b>28</b>	<b>16</b>	<b>197</b>	<b>0/0</b>	<b>1</b>	<b>57</b>	<b>0</b>	<b>90.9</b>

RUSHING	ATT	YDS	AVG	LG	TD
Najee Harris	17	86	5.1	14	0
Benny Snell Jr.	6	24	4.0	6	0
Steven Sims	3	19	6.3	10	0
Kenny Pickett	7	14	2.0	9	0
Jaylen Warren	1	5	5.0	5	0
Derek Watt	1	4	4.0	4	0
Gunner Olszewski	2	2	1.0	2	0
<b>TOTAL</b>	<b>37</b>	<b>154</b>	<b>4.2</b>	<b>14</b>	<b>0</b>

RECEIVING	NO	YDS	AVG	LG	TD
Diontae Johnson	5	60	12.0	20	0
Pat Freiermuth	3	76	25.3	57	0
Jaylen Warren	2	14	7.0	7	0
Connor Heyward	1	17	17.0	17t	1
Benny Snell Jr.	1	11	11.0	11	0
Zach Gentry	1	8	8.0	8	0
Najee Harris	1	6	6.0	6	0
Derek Watt	1	3	3.0	3	0
George Pickens	1	2	2.0	2	0
<b>TOTAL</b>	<b>16</b>	<b>197</b>	<b>12.3</b>	<b>57</b>	<b>1</b>

TOP DEFENSE	TOT	SOLO	AST	SCK	YDS	INT
Minkah Fitzpatrick	7	5	2	0.0	0.0	1
Levi Wallace	6	3	3	0.0	0.0	0
Myles Jack	5	2	3	0.0	0.0	0

FIELD GOALS	FGM/FGA	PERCENT	RESULTS
Matthew Wright	4-4	100.0	(46, 48, 33)
<b>TOTAL</b>	<b>4-4</b>	<b>100.0</b>	

ATLANTA FALCONS

PASSING	ATT	CP	YDS	SK/YD	TD	LG	INT	RTG
Marcus Mariota	24	13	167	1/7	1	37	1	72.7
<b>TOTAL</b>	<b>24</b>	<b>13</b>	<b>167</b>	<b>1/7</b>	<b>1</b>	<b>37</b>	<b>1</b>	<b>72.7</b>

RUSHING	ATT	YDS	AVG	LG	TD
Cordarrelle Patterson	11	60	5.5	22	0
Tyler Algeier	10	52	5.2	20	0
Caleb Huntley	4	17	4.3	6	0
Marcus Mariota	3	17	5.7	9	0
<b>TOTAL</b>	<b>28</b>	<b>146</b>	<b>5.2</b>	<b>22</b>	<b>0</b>

RECEIVING	NO	YDS	AVG	LG	TD
Drake London	6	95	15.8	37	0
Anthony Firkser	2	24	12.0	15	0
Olamide Zaccheaus	2	13	6.5	10	0
Parker Hesse	1	16	16.0	16	0
Damiere Byrd	1	12	12.0	12	0
MyCole Pruitt	1	7	7.0	7t	1
<b>TOTAL</b>	<b>13</b>	<b>167</b>	<b>12.8</b>	<b>37</b>	<b>1</b>

TOP DEFENSE	TOT	SOLO	AST	SCK	YDS	INT
Rashaan Evans	15	5	10	0.0	0.0	0
Richie Grant	9	4	5	0.0	0.0	0
Mykal Walker	8	2	6	0.0	0.0	0

FIELD GOALS	FGM/FGA	PERCENT	RESULTS
Younghoe Koo	3-3	100.0	(50, 51, 28)
<b>TOTAL</b>	<b>3-3</b>	<b>100.0</b>	

Team Statistics

	Steelers	Falcons
First Downs	22	18
3rd-Down Eff. (Made/Att/Pct)	6/12/50%	3/10/30%
4th-Down Eff. (Made/Att/Pct)	0/0/0%	1/1/100%
Total Net Yards	351	306
Total Plays	65	53
Yards Per Play	5.4	5.8
Rushes/Net Yards	37/154	28/146
Net Passing	197	160
Pass Attempts/Completions	28/16	24/13
Had Intercepted	0	1
Sacked/Yards Lost	0/0	1/7
Punts/Average	2/42.5	3/45.7
Penalties/Yards	7/30	6/48
Fumbles/Lost	1/0	0/0
Possession Time	32:55	27:05

Steelers Falcons



WEEK 12

Pittsburgh Steelers 24, Indianapolis Colts 17  
65,982 Lucas Oil Stadium Nov 28, 2022



Pittsburgh Steelers .....	3	13	0	8	—	24
Indianapolis Colts .....	0	3	14	0	—	17

SCORING DRIVES

TEAM	QTR	TIME	SCORING PLAY	PIT	IND
Steelers	1	09:27	M.Wright 45 yd. Field Goal (10-48, 5:33)	3	0
Steelers	2	14:09	M.Wright 52 yd. Field Goal (8-27, 3:51)	6	0
Steelers	2	07:46	N.Harris 6 yd. run (M.Wright kick) (10-79, 5:31)	13	0
Colts	2	03:48	C.McLaughlin 51 yd. Field Goal (10-42, 3:58)	13	3
Steelers	2	00:56	M.Wright 25 yd. Field Goal (12-68, 2:52)	16	3
Colts	3	13:04	J.Taylor 2 yd. run (C.McLaughlin kick) (4-19, 1:56)	16	10
Colts	3	00:16	M.Pittman 6 yd. pass from M.Ryan (C.McLaughlin kick) (6-55, 2:41)	16	17
Steelers	4	09:55	B.Snell 2 yd. run (K.Pickett-G.Pickens pass) (11-75, 5:21)	24	17

PITTSBURGH STEELERS

PASSING	ATT	CP	YDS	SK/YD	TD	LG	INT	RTG
Kenny Pickett	28	20	174	3/23	0	35	0	87.5
<b>TOTAL</b>	<b>28</b>	<b>20</b>	<b>174</b>	<b>3/23</b>	<b>0</b>	<b>35</b>	<b>0</b>	<b>87.5</b>

RUSHING	ATT	YDS	AVG	LG	TD
Benny Snell Jr.	12	62	5.2	16	1
Najee Harris	10	35	3.5	8	1
Kenny Pickett	6	32	5.3	9	0
Anthony McFarland Jr.	6	30	5.0	14	0
Gunner Olszewski	1	9	9.0	9	0
Derek Watt	1	4	4.0	4	0
<b>TOTAL</b>	<b>36</b>	<b>172</b>	<b>4.8</b>	<b>16</b>	<b>2</b>

RECEIVING	NO	YDS	AVG	LG	TD
Diontae Johnson	5	49	9.8	11	0
George Pickens	3	57	19.0	35	0
Pat Freiermuth	3	39	13.0	17	0
Anthony McFarland Jr.	2	11	5.5	12	0
Steven Sims	2	9	4.5	6	0
Benny Snell Jr.	1	6	6.0	6	0
Najee Harris	1	4	4.0	4	0
Cody White	1	2	2.0	2	0
Derek Watt	1	1	1.0	1	0
Zach Gentry	1	-4	-4.0	-4	0
<b>TOTAL</b>	<b>20</b>	<b>174</b>	<b>8.7</b>	<b>35</b>	<b>0</b>

TOP DEFENSE	TOT	SOLO	AST	SCK	YDS	INT
Devin Bush	8	2	6	0.0	0.0	0
Minkah Fitzpatrick	7	5	2	0.0	0.0	0
Myles Jack	7	5	2	0.0	0.0	0

FIELD GOALS	FGM/FGA	PERCENT	RESULTS
Matthew Wright	3-3	100.0	(45, 52, 25)
<b>TOTAL</b>	<b>3-3</b>	<b>100.0</b>	

INDIANAPOLIS COLTS

PASSING	ATT	CP	YDS	SK/YD	TD	LG	INT	RTG
Matt Ryan	34	22	199	3/19	1	28	1	77.9
<b>TOTAL</b>	<b>34</b>	<b>22</b>	<b>199</b>	<b>3/19</b>	<b>1</b>	<b>28</b>	<b>1</b>	<b>77.9</b>

RUSHING	ATT	YDS	AVG	LG	TD
Jonathan Taylor	20	86	4.3	13	1
Matt Ryan	4	22	5.5	14	0
Zack Moss	1	2	2.0	2	0
<b>TOTAL</b>	<b>25</b>	<b>110</b>	<b>4.4</b>	<b>14</b>	<b>1</b>

RECEIVING	NO	YDS	AVG	LG	TD
Jelani Woods	8	98	12.3	28	0
Michael Pittman Jr.	7	61	8.7	28	1
Jonathan Taylor	3	12	4.0	9	0
Mo Alie-Cox	2	14	7.0	11	0
Parris Campbell	2	14	7.0	8	0
<b>TOTAL</b>	<b>22</b>	<b>199</b>	<b>9.0</b>	<b>28</b>	<b>1</b>

TOP DEFENSE	TOT	SOLO	AST	SCK	YDS	INT
Zaire Franklin	11	5	6	0.0	0.0	0
Kenny Moore II	10	7	3	0.0	0.0	0
Stephon Gilmore	7	4	3	0.0	0.0	0

FIELD GOALS	FGM/FGA	PERCENT	RESULTS
Chase McLaughlin	1-2	50.0	(51, 59)
<b>TOTAL</b>	<b>1-2</b>	<b>50.0</b>	

Team Statistics

Steelers

Colts

First Downs	22	19
3rd-Down Eff. (Made/Att/Pct)	7/14/50%	3/12/25%
4th-Down Eff. (Made/Att/Pct)	0/0/0%	2/3/67%
Total Net Yards	323	290
Total Plays	67	62
Yards Per Play	4.8	4.7
Rushes/Net Yards	36/172	25/110
Net Passing	151	180
Pass Attempts/Completions	28/20	34/22
Had Intercepted	0	1
Sacked/Yards Lost	3/23	3/19
Punts/Average	4/45.5	3/50.0
Penalties/Yards	3/19	2/20
Fumbles/Lost	0/0	3/1
Possession Time	34:22	25:38



37

WEEK 11

Cincinnati Bengals 37, Pittsburgh Steelers 30  
66,401 🌞 Acrisure Stadium 🌞 Nov 20, 2022



30

Cincinnati Bengals .....	10	7	10	10	—	37
Pittsburgh Steelers .....	3	17	3	7	—	30

SCORING DRIVES

TEAM	QTR	TIME	SCORING PLAY	CIN	PIT
Bengals	1	08:54	E.McPherson 45 yd. Field Goal (5-30, 2:09)	3	0
Steelers	1	04:37	M.Wright 42 yd. Field Goal (9-41, 4:17)	3	3
Bengals	1	00:39	S.Perine 29 yd. pass from J.Burrow (E.McPherson kick) (6-79, 3:58)	10	3
Steelers	2	12:58	N.Harris 19 yd. run (M.Wright kick) (8-56, 2:41)	10	10
Bengals	2	06:38	S.Perine 11 yd. pass from J.Burrow (E.McPherson kick) (10-92, 6:20)	17	10
Steelers	2	01:47	G.Pickens 24 yd. pass from K.Pickett (M.Wright kick) (10-65, 4:51)	17	16
Steelers	2	00:00	M.Wright 30 yd. Field Goal (5-44, 0:31)	17	20
Bengals	3	07:02	T.Irwin 1 yd. pass from J.Burrow (E.McPherson kick) (7-59, 3:05)	24	20
Steelers	3	04:28	M.Wright 34 yd. Field Goal (4-6, 0:55)	24	23
Bengals	3	00:31	E.McPherson 54 yd. Field Goal (9-22, 3:57)	27	23
Bengals	4	04:30	S.Perine 6 yd. pass from J.Burrow (E.McPherson kick) (8-93, 5:03)	34	23
Bengals	4	03:18	E.McPherson 44 yd. Field Goal (4-2, 0:17)	37	23
Steelers	4	00:45	N.Harris 1 yd. run (M.Wright kick) (9-72, 2:33)	37	30

CINCINNATI BENGALS

PASSING	ATT	CP	YDS	SK/YD	TD	LG	INT	RTG
Joe Burrow	39	24	355	2/9	4	33	2	104.1
<b>TOTAL</b>	<b>39</b>	<b>24</b>	<b>355</b>	<b>2/9</b>	<b>4</b>	<b>33</b>	<b>2</b>	<b>104.1</b>

RUSHING	ATT	YDS	AVG	LG	TD
Samaje Perine	11	30	2.7	8	0
Joe Mixon	7	20	2.9	7	0
Trayveon Williams	2	7	3.5	8	0
Joe Burrow	4	5	1.3	5	0
<b>TOTAL</b>	<b>24</b>	<b>62</b>	<b>2.6</b>	<b>8</b>	<b>0</b>

RECEIVING	NO	YDS	AVG	LG	TD
Tee Higgins	9	148	16.4	33	0
Samaje Perine	4	52	13.0	29t	3
Trenton Irwin	3	42	14.0	32	1
Joe Mixon	3	42	14.0	24	0
Tyler Boyd	2	42	21.0	27	0
Hayden Hurst	2	28	14.0	21	0
Trent Taylor	1	1	1.0	1	0
<b>TOTAL</b>	<b>24</b>	<b>355</b>	<b>14.8</b>	<b>33</b>	<b>4</b>

TOP DEFENSE	TOT	SOLO	AST	SCK	YDS	INT
Cam Taylor-Britt	12	9	3	0.0	0.0	0
Germaine Pratt	8	6	2	0.0	0.0	0
Logan Wilson	8	5	3	0.0	0.0	0

FIELD GOALS	FGM/FGA	PERCENT	RESULTS
Evan McPherson	3-3	100.0	(45, 54, 44)
<b>TOTAL</b>	<b>3-3</b>	<b>100.0</b>	

PITTSBURGH STEELERS

PASSING	ATT	CP	YDS	SK/YD	TD	LG	INT	RTG
Kenny Pickett	42	25	265	2/16	1	33	0	85.9
<b>TOTAL</b>	<b>42</b>	<b>25</b>	<b>265</b>	<b>2/16</b>	<b>1</b>	<b>33</b>	<b>0</b>	<b>85.9</b>

RUSHING	ATT	YDS	AVG	LG	TD
Najee Harris	20	90	4.5	19t	2
Kenny Pickett	2	14	7.0	14	0
Diontae Johnson	1	1	1.0	1	0
Steven Sims	1	-3	-3.0	-3	0
<b>TOTAL</b>	<b>24</b>	<b>102</b>	<b>4.3</b>	<b>19T</b>	<b>2</b>

RECEIVING	NO	YDS	AVG	LG	TD
Pat Freiermuth	8	79	9.9	27	0
George Pickens	4	83	20.8	33	1
Najee Harris	4	26	6.5	12	0
Diontae Johnson	4	21	5.3	8	0
Gunner Olszewski	2	39	19.5	31	0
Zach Gentry	2	8	4.0	9	0
Jaylen Warren	1	9	9.0	9	0
<b>TOTAL</b>	<b>25</b>	<b>265</b>	<b>10.6</b>	<b>33</b>	<b>1</b>

TOP DEFENSE	TOT	SOLO	AST	SCK	YDS	INT
Myles Jack	9	5	4	0.0	0.0	0
Cameron Heyward	7	4	3	1.0	3.0	0
Devin Bush	7	2	5	0.0	0.0	0

FIELD GOALS	FGM/FGA	PERCENT	RESULTS
Matthew Wright	3-3	100.0	(42, 30, 34)
<b>TOTAL</b>	<b>3-3</b>	<b>100.0</b>	

Team Statistics

First Downs	22	17
3rd-Down Eff. (Made/Att/Pct)	3/9/33%	8/17/47%
4th-Down Eff. (Made/Att/Pct)	0/0/0%	0/1/0%
Total Net Yards	408	351
Total Plays	65	68
Yards Per Play	6.3	5.2
Rushes/Net Yards	24/62	24/102
Net Passing	346	249
Pass Attempts/Completions	39/24	42/25
Had Intercepted	2	0
Sacked/Yards Lost	2/9	2/16
Punts/Average	3/54.0	6/45.5
Penalties/Yards	6/44	8/70
Fumbles/Lost	0/0	1/0
Possession Time	31:36	28:24

Bengals Steelers



10

WEEK 10

New Orleans Saints 10, Pittsburgh Steelers 20  
66,544 🌟 Acrisure Stadium 🌟 Nov 13, 2022



20

New Orleans Saints .....	0	10	0	0	—	10
Pittsburgh Steelers .....	7	3	0	10	—	20

SCORING DRIVES

TEAM	QTR	TIME	SCORING PLAY	NO	PIT
Steelers	1	05:06	G.Pickens 1 yd. run (M.Wright kick) (12:57, 5:53)	0	7
Steelers	2	14:17	M.Wright 33 yd. Field Goal (8:65, 2:54)	0	10
Saints	2	06:40	W.Lutz 44 yd. Field Goal (9:40, 4:04)	3	10
Saints	2	00:19	J.Johnson 15 yd. pass from A.Dalton (W.Lutz kick) (6:71, 1:34)	10	10
Steelers	4	13:43	M.Wright 33 yd. Field Goal (11:83, 6:22)	10	13
Steelers	4	08:38	K.Pickett 1 yd. run (M.Wright kick) (8:44, 3:38)	10	20

NEW ORLEANS SAINTS

PASSING	ATT	CP	YDS	SK/YD	TD	LG	INT	RTG
Andy Dalton	27	17	174	2/17	1	18	2	62.9
Taysom Hill	1	0	0	0/0	0	0	0	39.6
<b>TOTAL</b>	<b>28</b>	<b>17</b>	<b>174</b>	<b>2/17</b>	<b>1</b>	<b>18</b>	<b>2</b>	<b>60.7</b>

RUSHING	ATT	YDS	AVG	LG	TD
Alvin Kamara	8	26	3.3	14	0
Andy Dalton	3	1	0.3	1	0
Taysom Hill	3	1	0.3	1	0
Jordan Howard	1	1	1.0	1	0
<b>TOTAL</b>	<b>15</b>	<b>29</b>	<b>1.9</b>	<b>14</b>	<b>0</b>

RECEIVING	NO	YDS	AVG	LG	TD
Juwan Johnson	5	44	8.8	15t	1
Chris Olave	3	40	13.3	14	0
Jarvis Landry	3	37	12.3	17	0
Alvin Kamara	3	19	6.3	10	0
Adam Trautman	2	22	11.0	18	0
Rashid Shaheed	1	12	12.0	12	0
<b>TOTAL</b>	<b>17</b>	<b>174</b>	<b>10.2</b>	<b>18</b>	<b>1</b>

TOP DEFENSE	TOT	SOLO	AST	SCK	YDS	INT
P.J. Williams	11	9	2	0.0	0.0	0
Demario Davis	8	3	5	0.0	0.0	0
Tyrann Mathieu	7	5	2	0.0	0.0	0

FIELD GOALS	FGM/FGA	PERCENT	RESULTS
Wil Lutz	1-1	100.0	(44)
<b>TOTAL</b>	<b>1-1</b>	<b>100.0</b>	

PITTSBURGH STEELERS

PASSING	ATT	CP	YDS	SK/YD	TD	LG	INT	RTG
Kenny Pickett	30	18	199	6/37	0	36	0	79.7
<b>TOTAL</b>	<b>30</b>	<b>18</b>	<b>199</b>	<b>6/37</b>	<b>0</b>	<b>36</b>	<b>0</b>	<b>79.7</b>

RUSHING	ATT	YDS	AVG	LG	TD
Najee Harris	20	99	5.0	36	0
Kenny Pickett	8	51	6.4	23	1
Jaylen Warren	9	37	4.1	21	0
George Pickens	2	23	11.5	22	1
Derek Watt	2	5	2.5	3	0
Steven Sims	2	2	1.0	3	0
<b>TOTAL</b>	<b>43</b>	<b>217</b>	<b>5.0</b>	<b>36</b>	<b>2</b>

RECEIVING	NO	YDS	AVG	LG	TD
Diontae Johnson	4	63	15.8	36	0
Pat Freiermuth	4	36	9.0	12	0
Jaylen Warren	3	40	13.3	26	0
George Pickens	3	32	10.7	14	0
Connor Heyward	2	9	4.5	8	0
Steven Sims	1	15	15.0	15	0
Gunner Olszewski	1	4	4.0	4	0
<b>TOTAL</b>	<b>18</b>	<b>199</b>	<b>11.1</b>	<b>36</b>	<b>0</b>

TOP DEFENSE	TOT	SOLO	AST	SCK	YDS	INT
Robert Spillane	7	5	2	0.0	0.0	0
Levi Wallace	5	5	0	0.0	0.0	1
Alex Highsmith	5	3	2	2.0	17.0	0

FIELD GOALS	FGM/FGA	PERCENT	RESULTS
Matthew Wright	2-4	50.0	(33, 39, 33, 48)
<b>TOTAL</b>	<b>2-4</b>	<b>50.0</b>	

Team Statistics

First Downs	10	28
3rd-Down Eff. (Made/Att/Pct)	3/12/25%	9/17/53%
4th-Down Eff. (Made/Att/Pct)	0/1/0%	1/1/100%
Total Net Yards	186	379
Total Plays	45	79
Yards Per Play	4.1	4.8
Rushes/Net Yards	15/29	43/217
Net Passing	157	162
Pass Attempts/Completions	28/17	30/18
Had Intercepted	2	0
Sacked/Yards Lost	2/17	6/37
Punts/Average	5/51.8	3/41.0
Penalties/Yards	10/74	3/40
Fumbles/Lost	2/0	1/0
Possession Time	21:04	38:56

Saints Steelers



13

WEEK 8

Pittsburgh Steelers 13, Philadelphia Eagles 35  
69,879 🌟 Lincoln Financial Field 🌟 Oct 30, 2022



35

Pittsburgh Steelers .....	7	3	3	0	—	13
Philadelphia Eagles .....	7	14	7	7	—	35

SCORING DRIVES

TEAM	QTR	TIME	SCORING PLAY	PIT	PHI
Eagles	1	09:23	A.Brown 39 yd. pass from J.Hurts (J.Elliott kick) (9:68, 3:46)	0	7
Steelers	1	01:57	D.Watt 1 yd. pass from C.Claypool (N.Sciba kick) (13:75, 7:26)	7	7
Eagles	2	12:48	A.Brown 27 yd. pass from J.Hurts (J.Elliott kick) (11:79, 4:09)	7	14
Eagles	2	06:13	A.Brown 29 yd. pass from J.Hurts (J.Elliott kick) (3:60, 1:09)	7	21
Steelers	2	01:02	N.Sciba 38 yd. Field Goal (12:45, 5:11)	10	21
Eagles	3	12:53	Z.Pascal 34 yd. pass from J.Hurts (J.Elliott kick) (5:75, 2:07)	10	28
Steelers	3	05:55	N.Sciba 29 yd. Field Goal (15:64, 6:58)	13	28
Eagles	4	12:35	M.Sanders 11 yd. run (J.Elliott kick) (2:54, 0:55)	13	35

PITTSBURGH STEELERS

PASSING	ATT	CP	YDS	SK/YD	TD	LG	INT	RTG
Kenny Pickett	38	25	191	6/38	0	25	1	66.9
Najee Harris	1	1	4	0/0	0	4	0	83.3
Chase Claypool	1	1	0/0	1	1t	0	0	118.8
<b>TOTAL</b>	<b>40</b>	<b>27</b>	<b>196</b>	<b>6/38</b>	<b>1</b>	<b>25</b>	<b>1</b>	<b>76.7</b>

RUSHING	ATT	YDS	AVG	LG	TD
Jaylen Warren	6	50	8.3	19	0
Kenny Pickett	7	37	5.3	11	0
Najee Harris	8	32	4.0	18	0
Steven Sims	2	21	10.5	11	0
Marcus Allen	1	4	4.0	4	0
<b>TOTAL</b>	<b>24</b>	<b>144</b>	<b>6.0</b>	<b>19</b>	<b>0</b>

RECEIVING	NO	YDS	AVG	LG	TD
Najee Harris	6	26	4.3	9	0
Diontae Johnson	5	35	7.0	14	0
Pat Freiermuth	4	57	14.3	21	0
Chase Claypool	4	45	11.3	25	0
Jaylen Warren	3	25	8.3	15	0
Derek Watt	2	6	3.0	5	1
Steven Sims	2	-1	-0.5	2	0
Zach Gentry	1	3	3.0	3	0
<b>TOTAL</b>	<b>27</b>	<b>196</b>	<b>7.3</b>	<b>25</b>	<b>1</b>

TOP DEFENSE	TOT	SOLO	AST	SCK	YDS	INT
Minkah Fitzpatrick	6	5	1	0.0	0.0	0
Ahkello Witherspoon	5	5	0	0.0	0.0	0
Cameron Sutton	4	4	0	0.0	0.0	0

FIELD GOALS	FGM/FGA	PERCENT	RESULTS
Nick Sciba	2-2	100.0	(38, 29)
<b>TOTAL</b>	<b>2-2</b>	<b>100.0</b>	

PHILADELPHIA EAGLES

PASSING	ATT	CP	YDS	SK/YD	TD	LG	INT	RTG
Jalen Hurts	28	19	285	3/18	4	43	0	140.6
Gardner Minshew	2	1	23	0/0	0	23	0	91.7
<b>TOTAL</b>	<b>30</b>	<b>20</b>	<b>308</b>	<b>3/18</b>	<b>4</b>	<b>43</b>	<b>0</b>	<b>140.0</b>

RUSHING	ATT	YDS	AVG	LG	TD
Miles Sanders	9	78	8.7	21	1
Boston Scott	7	21	3.0	8	0
Jalen Hurts	2	10	5.0	8	0
Kenneth Gainwell	1	3	3.0	3	0
Gardner Minshew	1	-1	-1.0	-1	0
<b>TOTAL</b>	<b>20</b>	<b>111</b>	<b>5.6</b>	<b>21</b>	<b>1</b>

RECEIVING	NO	YDS	AVG	LG	TD
A.J. Brown	6	156	26.0	43	3
Dallas Goedert	6	64	10.7	17	0
DeVonta Smith	5	23	4.6	14	0
Zach Pascal	2	57	28.5	34t	1
Kenneth Gainwell	1	8	8.0	8	0
<b>TOTAL</b>	<b>20</b>	<b>308</b>	<b>15.4</b>	<b>43</b>	<b>4</b>

TOP DEFENSE	TOT	SOLO	AST	SCK	YDS	INT
T.J. Edwards	12	8	4	0.0	0.0	0
Kyzir White	11	5	6	0.0	0.0	0
C.J. Gardner-Johnson	8	7	1	1.0	11.0	1

FIELD GOALS	FGM/FGA	PERCENT	RESULTS
	No Field Goals		

Team Statistics

	Steelers	Eagles
First Downs	21	20
3rd-Down Eff. (Made/Att/Pct)	1/12/8%	7/12/58%
4th-Down Eff. (Made/Att/Pct)	4/4/100%	1/1/100%
Total Net Yards	302	401
Total Plays	70	53
Yards Per Play	4.3	7.6
Rushes/Net Yards	24/144	20/111
Net Passing	158	290
Pass Attempts/Completions	40/27	30/20
Had Intercepted	1	0
Sacked/Yards Lost	6/38	3/18
Punts/Average	4/45.0	4/45.8
Penalties/Yards	9/60	8/60
Fumbles/Lost	2/1	0/0
Possession Time	34:18	25:42





10

WEEK 7

Pittsburgh Steelers 10, Miami Dolphins 16  
66,224 🌐 Hard Rock Stadium 🌐 Oct 23, 2022



16

Pittsburgh Steelers .....	0	10	0	0	—	10
Miami Dolphins .....	13	3	0	0	—	16

SCORING DRIVES

TEAM	QTR	TIME	SCORING PLAY	PIT	MIA
Dolphins	1	10:45	R.Mostert 8 yd. pass from T.Tagovailoa (J.Sanders kick) (9-71, 4:15)	0	7
Dolphins	1	05:32	J.Sanders 24 yd. Field Goal (8-59, 3:59)	0	10
Dolphins	1	02:27	J.Sanders 42 yd. Field Goal (7-30, 2:12)	0	13
Steelers	2	11:44	C.Boswell 45 yd. Field Goal (12-48, 5:43)	3	13
Steelers	2	01:50	G.Pickens 7 yd. pass from K.Pickett (C.Boswell kick) (13-86, 7:29)	10	13
Dolphins	2	00:02	J.Sanders 47 yd. Field Goal (8-56, 1:48)	10	16

PITTSBURGH STEELERS

PASSING	ATT	CP	YDS	SK/YD	TD	LG	INT	RTG
Kenny Pickett	44	32	257	2/11	1	30	3	66.2
<b>TOTAL</b>	<b>44</b>	<b>32</b>	<b>257</b>	<b>2/11</b>	<b>1</b>	<b>30</b>	<b>3</b>	<b>66.2</b>

RUSHING	ATT	YDS	AVG	LG	TD
Najee Harris	17	65	3.8	16	0
Kenny Pickett	3	20	6.7	16	0
Jaylen Warren	2	7	3.5	4	0
Diontae Johnson	1	3	3.0	3	0
<b>TOTAL</b>	<b>23</b>	<b>95</b>	<b>4.1</b>	<b>16</b>	<b>0</b>

RECEIVING	NO	YDS	AVG	LG	TD
Pat Freiermuth	8	75	9.4	21	0
George Pickens	6	61	10.2	30	1
Diontae Johnson	5	42	8.4	14	0
Chase Claypool	5	41	8.2	12	0
Najee Harris	3	15	5.0	12	0
Jaylen Warren	2	17	8.5	10	0
Zach Gentry	2	0	0.0	4	0
Connor Heyward	1	6	6.0	6	0
<b>TOTAL</b>	<b>32</b>	<b>257</b>	<b>8.0</b>	<b>30</b>	<b>1</b>

TOP DEFENSE	TOT	SOLO	AST	SCK	YDS	INT
Myles Jack	10	7	3	0.0	0.0	0
Devin Bush	6	5	1	0.0	0.0	0
Minkah Fitzpatrick	6	4	2	0.0	0.0	0

FIELD GOALS	FGM/FGA	PERCENT	RESULTS
Chris Boswell	1-1	100.0	(45)
<b>TOTAL</b>	<b>1-1</b>	<b>100.0</b>	

MIAMI DOLPHINS

PASSING	ATT	CP	YDS	SK/YD	TD	LG	INT	RTG
Tua Tagovailoa	35	21	261	0/0	1	32	0	92.7
<b>TOTAL</b>	<b>35</b>	<b>21</b>	<b>261</b>	<b>0/0</b>	<b>1</b>	<b>32</b>	<b>0</b>	<b>92.7</b>

RUSHING	ATT	YDS	AVG	LG	TD
Raheem Mostert	16	79	4.9	12	0
Chase Edmonds	7	17	2.4	9	0
Tua Tagovailoa	4	15	3.8	7	0
<b>TOTAL</b>	<b>27</b>	<b>111</b>	<b>4.1</b>	<b>12</b>	<b>0</b>

RECEIVING	NO	YDS	AVG	LG	TD
Tyreek Hill	7	72	10.3	21	0
Jaylen Waddle	4	88	22.0	25	0
Raheem Mostert	4	30	7.5	18	1
Trent Sherfield	3	44	14.7	32	0
Mike Gesicki	3	27	9.0	18	0
<b>TOTAL</b>	<b>21</b>	<b>261</b>	<b>12.4</b>	<b>32</b>	<b>1</b>

TOP DEFENSE	TOT	SOLO	AST	SCK	YDS	INT
Andrew Van Ginkel	8	5	3	0.0	0.0	0
Jaelan Phillips	8	4	4	1.5	11.0	0
Justin Bethel	7	6	1	0.0	0.0	1

FIELD GOALS	FGM/FGA	PERCENT	RESULTS
Jason Sanders	3-3	100.0	(24, 42, 47)
<b>TOTAL</b>	<b>3-3</b>	<b>100.0</b>	

Team Statistics

First Downs	19	17
3rd-Down Eff. (Made/Att/Pct)	4/14/29%	4/14/29%
4th-Down Eff. (Made/Att/Pct)	2/2/100%	0/1/0%
Total Net Yards	341	372
Total Plays	69	62
Yards Per Play	4.9	6.0
Rushes/Net Yards	23/95	27/111
Net Passing	246	261
Pass Attempts/Completions	44/32	35/21
Had Intercepted	3	0
Sacked/Yards Lost	2/11	0/0
Punts/Average	6/41.8	6/42.7
Penalties/Yards	5/40	5/30
Fumbles/Lost	0/0	0/0
Possession Time	33:16	26:44

Steelers Dolphins



18

WEEK 6

Tampa Bay Buccaneers 18, Pittsburgh Steelers 20  
67,307 🌟 Acrisure Stadium 🌟 Oct 16, 2022



20

Tampa Bay Buccaneers .....	3	6	3	6	—	18
Pittsburgh Steelers .....	7	3	3	7	—	20

SCORING DRIVES

TEAM	QTR	TIME	SCORING PLAY	TB	PIT
Steelers	1	07:38	N.Harris 6 yd. pass from K.Pickett (C.Boswell kick) (11-66, 6:24)	0	7
Buccaneers	1	02:50	R.Succop 30 yd. Field Goal (12-60, 4:48)	3	7
Buccaneers	2	11:01	R.Succop 27 yd. Field Goal (11-45, 5:24)	6	7
Steelers	2	04:07	C.Boswell 55 yd. Field Goal (12-44, 6:54)	6	10
Buccaneers	2	00:00	R.Succop 54 yd. Field Goal (4-15, 0:23)	9	10
Steelers	3	13:55	C.Boswell 25 yd. Field Goal (4-5, 1:05)	9	13
Buccaneers	3	07:24	R.Succop 24 yd. Field Goal (14-69, 6:31)	12	13
Steelers	4	09:55	C.Claypool 6 yd. pass from M.Trubisky (C.Boswell kick) (8-71, 3:43)	12	20
Buccaneers	4	04:38	L.Fournette 11 yd. pass from T.Brady (pass failed) (14-73, 5:17)	18	20

TAMPA BAY BUCCANEERS

PASSING	ATT	CP	YDS	SK/YD	TD	LG	INT	RTG
Tom Brady	40	25	243	2/14	1	28	0	87.8
<b>TOTAL</b>	<b>40</b>	<b>25</b>	<b>243</b>	<b>2/14</b>	<b>1</b>	<b>28</b>	<b>0</b>	<b>87.8</b>

RUSHING	ATT	YDS	AVG	LG	TD
Leonard Fournette	21	63	3.0	13	0
Rachad White	4	12	3.0	8	0
Tom Brady	1	0	0.0	0	0
<b>TOTAL</b>	<b>26</b>	<b>75</b>	<b>2.9</b>	<b>13</b>	<b>0</b>

RECEIVING	NO	YDS	AVG	LG	TD
Chris Godwin	6	95	15.8	28	0
Leonard Fournette	6	38	6.3	11t	1
Mike Evans	4	42	10.5	20	0
Rachad White	3	11	3.7	6	0
Cade Otton	2	23	11.5	17	0
Russell Gage Jr.	2	20	10.0	11	0
Cameron Brate	2	14	7.0	8	0
<b>TOTAL</b>	<b>25</b>	<b>243</b>	<b>9.7</b>	<b>28</b>	<b>1</b>

TOP DEFENSE	TOT	SOLO	AST	SCK	YDS	INT
Lavonte David	12	7	5	0.0	0.0	0
Devin White	8	4	4	0.0	0.0	0
Jamel Dean	5	5	0	0.0	0.0	0

FIELD GOALS	FGM/FGA	PERCENT	RESULTS
Ryan Succop	4-4	100.0	(30, 27, 54, 24)
<b>TOTAL</b>	<b>4-4</b>	<b>100.0</b>	

PITTSBURGH STEELERS

PASSING	ATT	CP	YDS	SK/YD	TD	LG	INT	RTG
Mitch Trubisky	12	9	144	1/6	1	45	0	142.4
Kenny Pickett	18	11	67	1/12	1	14	0	87.0
<b>TOTAL</b>	<b>30</b>	<b>20</b>	<b>211</b>	<b>2/18</b>	<b>2</b>	<b>45</b>	<b>0</b>	<b>109.2</b>

RUSHING	ATT	YDS	AVG	LG	TD
Najee Harris	14	42	3.0	14	0
Kenny Pickett	2	16	8.0	10	0
Diontae Johnson	2	8	4.0	5	0
Chase Claypool	1	8	8.0	8	0
Mitch Trubisky	6	5	0.8	9	0
Jaylen Warren	2	2	1.0	1	0
George Pickens	1	1	1.0	1	0
Steven Sims	1	-5	-5.0	-5	0
<b>TOTAL</b>	<b>29</b>	<b>77</b>	<b>2.7</b>	<b>14</b>	<b>0</b>

RECEIVING	NO	YDS	AVG	LG	TD
Chase Claypool	7	96	13.7	26	1
Diontae Johnson	5	28	5.6	9	0
George Pickens	3	27	9.0	14	0
Connor Heyward	2	49	24.5	45	0
Najee Harris	2	7	3.5	6t	1
Zach Gentry	1	4	4.0	4	0
<b>TOTAL</b>	<b>20</b>	<b>211</b>	<b>10.6</b>	<b>45</b>	<b>2</b>

TOP DEFENSE	TOT	SOLO	AST	SCK	YDS	INT
Terrell Edmunds	10	6	4	0.0	0.0	0
Myles Jack	8	6	2	0.0	0.0	0
Devin Bush	6	4	2	0.0	0.0	0

FIELD GOALS	FGM/FGA	PERCENT	RESULTS
Chris Boswell	2-2	100.0	(55, 25)
<b>TOTAL</b>	<b>2-2</b>	<b>100.0</b>	

Team Statistics

	Buccaneers	Steelers
First Downs	20	15
3rd-Down Eff. (Made/Att/Pct)	4/14/29%	7/15/47%
4th-Down Eff. (Made/Att/Pct)	2/2/100%	1/1/100%
Total Net Yards	304	270
Total Plays	68	61
Yards Per Play	4.5	4.4
Rushes/Net Yards	26/75	29/77
Net Passing	229	193
Pass Attempts/Completions	40/25	30/20
Had Intercepted	0	0
Sacked/Yards Lost	2/14	2/18
Punts/Average	5/46.0	5/44.2
Penalties/Yards	6/42	7/45
Fumbles/Lost	1/0	1/0
Possession Time	30:01	29:59



**WEEK 5**  
**Pittsburgh Steelers 3, Buffalo Bills 38**  
 70,764 🎟️ Highmark Stadium 🎟️ Oct 9, 2022



Pittsburgh Steelers .....	3	0	0	0	—	3
Buffalo Bills .....	10	21	0	7	—	38

**SCORING DRIVES**

TEAM	QTR	TIME	SCORING PLAY	PIT	BUF
Bills	1	13:56	G.Davis 98 yd. pass from J.Allen (T.Bass kick) (3-98, 1:04)	0	7
Steelers	1	05:38	C.Boswell 29 yd. Field Goal (12-50, 6:18)	3	7
Bills	1	02:41	T.Bass 35 yd. Field Goal (7-48, 2:57)	3	10
Bills	2	09:29	G.Davis 62 yd. pass from J.Allen (T.Bass kick) (1-62, 0:10)	3	17
Bills	2	07:20	S.Diggs 15 yd. pass from J.Allen (T.Bass kick) (2-53, 0:33)	3	24
Bills	2	01:02	K.Shakir 24 yd. pass from J.Allen (T.Bass kick) (8-77, 2:37)	3	31
Bills	4	14:03	J.Cook 24 yd. run (T.Bass kick) (2-65, 0:57)	3	38

**PITTSBURGH STEELERS**

PASSING	ATT	CP	YDS	SK/YD	TD	LG	INT	RTG
Kenny Pickett	52	34	327	3/17	0	29	1	74.8
<b>TOTAL</b>	<b>52</b>	<b>34</b>	<b>327</b>	<b>3/17</b>	<b>0</b>	<b>29</b>	<b>1</b>	<b>74.8</b>

RUSHING	ATT	YDS	AVG	LG	TD
Jaylen Warren	5	24	4.8	12	0
Najee Harris	11	20	1.8	6	0
Kenny Pickett	1	10	10.0	10	0
<b>TOTAL</b>	<b>17</b>	<b>54</b>	<b>3.2</b>	<b>12</b>	<b>0</b>

RECEIVING	NO	YDS	AVG	LG	TD
George Pickens	6	83	13.8	29	0
Diontae Johnson	5	60	12.0	23	0
Chase Claypool	5	50	10.0	20	0
Zach Gentry	5	43	8.6	11	0
Jaylen Warren	4	39	9.8	13	0
Najee Harris	3	16	5.3	9	0
Pat Freiermuth	2	12	6.0	8	0
Connor Heyward	2	12	6.0	7	0
Miles Boykin	1	11	11.0	11	0
Derek Watt	1	1	1.0	1	0
<b>TOTAL</b>	<b>34</b>	<b>327</b>	<b>9.6</b>	<b>29</b>	<b>0</b>

TOP DEFENSE	TOT	SOLO	AST	SCK	YDS	INT
Myles Jack	6	4	2	0.0	0.0	0
James Pierre	5	5	0	0.0	0.0	0
Cameron Heyward	5	1	4	0.0	0.0	0

FIELD GOALS	FGM/FGA	PERCENT	RESULTS
Chris Boswell	1-3	33.3	(29, 33, 45)
<b>TOTAL</b>	<b>1-3</b>	<b>33.0</b>	

**BUFFALO BILLS**

PASSING	ATT	CP	YDS	SK/YD	TD	LG	INT	RTG
Josh Allen	31	20	424	0/0	4	98T	1	134.1
Case Keenum	5	2	8	0/0	0	5	0	47.9
<b>TOTAL</b>	<b>36</b>	<b>22</b>	<b>432</b>	<b>0/0</b>	<b>4</b>	<b>98T</b>	<b>1</b>	<b>128.5</b>

RUSHING	ATT	YDS	AVG	LG	TD
Devin Singletary	6	42	7.0	23	0
Josh Allen	5	42	8.4	21	0
James Cook	4	31	7.8	24T	1
Zack Moss	1	7	7.0	7	0
Case Keenum	2	-2	-1.0	-1	0
<b>TOTAL</b>	<b>18</b>	<b>120</b>	<b>6.7</b>	<b>24T</b>	<b>1</b>

RECEIVING	NO	YDS	AVG	LG	TD
Stefon Diggs	8	102	12.8	41	1
Isaiah Hodgins	4	41	10.3	26	0
Gabe Davis	3	171	57.0	98T	2
Khalil Shakir	3	75	25.0	31	1
Quintin Morris	3	39	13.0	26	0
Devin Singletary	1	4	4.0	4	0
<b>TOTAL</b>	<b>22</b>	<b>432</b>	<b>19.6</b>	<b>98T</b>	<b>4</b>

TOP DEFENSE	TOT	SOLO	AST	SCK	YDS	INT
Tyrel Dodson	11	7	4	1.0	3.0	0
Kairi Elam	10	7	3	0.0	0.0	1
Jaquan Johnson	8	2	6	0.0	0.0	0

FIELD GOALS	FGM/FGA	PERCENT	RESULTS
Tyler Bass	1-2	50.0	(49, 35)
<b>TOTAL</b>	<b>1-2</b>	<b>50.0</b>	

**Team Statistics**

	Steelers	Bills
First Downs	23	21
3rd-Down Eff. (Made/Att/Pct)	5/15/33%	5/9/56%
4th-Down Eff. (Made/Att/Pct)	0/3/0%	0/0/0%
Total Net Yards	364	552
Total Plays	72	54
Yards Per Play	5.1	10.2
Rushes/Net Yards	17/54	18/120
Net Passing	310	432
Pass Attempts/Completions	52/34	36/22
Had Intercepted	1	1
Sacked/Yards Lost	3/17	0/0
Punts/Average	4/40.8	2/55.0
Penalties/Yards	6/54	5/28
Fumbles/Lost	1/1	1/1
Possession Time	36:08	23:52



24

**WEEK 4**  
 New York Jets 24, Pittsburgh Steelers 20  
 66,578 🌐 Acrisure Stadium 🌐 Oct 2, 2022



20

New York Jets .....	3	7	0	14	—	24
Pittsburgh Steelers .....	0	6	7	7	—	20

**SCORING DRIVES**

TEAM	QTR	TIME	SCORING PLAY	NYJ	PIT
Jets	1	04:03	G.Zuerlein 38 yd. Field Goal (7-16, 3:32)	3	0
Jets	2	12:37	Z.Wilson 2 yd. pass from B.Berrios (G.Zuerlein kick) (9-70, 4:28)	10	0
Steelers	2	08:30	C.Boswell 51 yd. Field Goal (10-42, 4:07)	10	3
Steelers	2	00:00	C.Boswell 59 yd. Field Goal (3-29, 0:20)	10	6
Steelers	3	07:18	K.Pickett 1 yd. run (C.Boswell kick) (3-4, 1:27)	10	13
Steelers	4	13:36	K.Pickett 2 yd. run (C.Boswell kick) (12-82, 6:31)	10	20
Jets	4	07:31	C.Davis 5 yd. pass from Z.Wilson (G.Zuerlein kick) (11-81, 6:05)	17	20
Jets	4	00:16	Br.Hall 2 yd. run (G.Zuerlein kick) (10-65, 3:18)	24	20

**NEW YORK JETS**

PASSING	ATT	CP	YDS	SK/YD	TD	LG	INT	RTG
Zach Wilson	36	18	252	1/4	1	35	2	59.0
Braxton Berrios	1	1	2	0/0	1	2t	0	118.8
<b>TOTAL</b>	<b>37</b>	<b>19</b>	<b>254</b>	<b>1/4</b>	<b>2</b>	<b>35</b>	<b>2</b>	<b>69.0</b>

RUSHING	ATT	YDS	AVG	LG	TD
Breece Hall	17	66	3.9	16	1
Michael Carter	9	15	1.7	5	0
Zach Wilson	2	15	7.5	9	0
Elijah Moore	1	2	2.0	2	0
<b>TOTAL</b>	<b>29</b>	<b>98</b>	<b>3.4</b>	<b>16</b>	<b>1</b>

RECEIVING	NO	YDS	AVG	LG	TD
Corey Davis	5	74	14.8	22	1
Elijah Moore	3	53	17.7	28	0
Tyler Conklin	3	52	17.3	26	0
Garrett Wilson	2	41	20.5	35	0
Michael Carter	2	14	7.0	11	0
Breece Hall	2	12	6.0	6	0
Braxton Berrios	1	6	6.0	6	0
Zach Wilson	1	2	2.0	2t	1
<b>TOTAL</b>	<b>19</b>	<b>254</b>	<b>13.4</b>	<b>35</b>	<b>2</b>

TOP DEFENSE	TOT	SOLO	AST	SCK	YDS	INT
C.J. Mosley	11	5	6	0.0	0.0	0
John Franklin-Myers	7	3	4	0.0	0.0	0
Kwon Alexander	7	2	5	0.0	0.0	0

FIELD GOALS	FGM/FGA	PERCENT	RESULTS
Greg Zuerlein	1-1	100.0	(38)
<b>TOTAL</b>	<b>1-1</b>	<b>100.0</b>	

**PITTSBURGH STEELERS**

PASSING	ATT	CP	YDS	SK/YD	TD	LG	INT	RTG
Kenny Pickett	13	10	120	0/0	0	27	3	65.1
Mitch Trubisky	13	7	84	3/26	0	26	1	41.8
<b>TOTAL</b>	<b>26</b>	<b>17</b>	<b>204</b>	<b>3/26</b>	<b>0</b>	<b>27</b>	<b>4</b>	<b>49.7</b>

RUSHING	ATT	YDS	AVG	LG	TD
Najee Harris	18	74	4.1	16	0
Jaylen Warren	3	18	6.0	14	0
Kenny Pickett	6	15	2.5	7	2
Diontae Johnson	2	11	5.5	8	0
Mitch Trubisky	1	1	1.0	1	0
Gunner Olszewski	1	0	0.0	0	0
<b>TOTAL</b>	<b>31</b>	<b>119</b>	<b>3.8</b>	<b>16</b>	<b>2</b>

RECEIVING	NO	YDS	AVG	LG	TD
Pat Freiermuth	7	85	12.1	24	0
George Pickens	6	102	17.0	27	0
Diontae Johnson	2	11	5.5	6	0
Jaylen Warren	1	4	4.0	4	0
Zach Gentry	1	2	2.0	2	0
<b>TOTAL</b>	<b>17</b>	<b>204</b>	<b>12.0</b>	<b>27</b>	<b>0</b>

TOP DEFENSE	TOT	SOLO	AST	SCK	YDS	INT
Myles Jack	9	5	4	0.0	0.0	0
Minkah Fitzpatrick	8	5	3	0.0	0.0	1
Arthur Maullet	7	5	2	0.0	0.0	0

FIELD GOALS	FGM/FGA	PERCENT	RESULTS
Chris Boswell	2-2	100.0	(51, 59)
<b>TOTAL</b>	<b>2-2</b>	<b>100.0</b>	

**Team Statistics**

	Jets	Steelers
First Downs	19	20
3rd-Down Eff. (Made/Att/Pct)	6/15/40%	6/12/50%
4th-Down Eff. (Made/Att/Pct)	1/1/100%	1/1/100%
Total Net Yards	348	297
Total Plays	67	60
Yards Per Play	5.2	5.0
Rushes/Net Yards	29/98	31/119
Net Passing	250	178
Pass Attempts/Completions	37/19	26/17
Had Intercepted	2	4
Sacked/Yards Lost	1/4	3/26
Punts/Average	5/47.0	4/39.5
Penalties/Yards	7/64	8/55
Fumbles/Lost	1/0	2/0
Possession Time	29:59	30:01



17

WEEK 3

Pittsburgh Steelers 17, Cleveland Browns 29  
67,431 🍀 FirstEnergy Stadium 🍀 Sep 22, 2022



29

Pittsburgh Steelers .....	0	14	0	3	—	17
Cleveland Browns .....	7	6	3	13	—	29

SCORING DRIVES

TEAM	QTR	TIME	SCORING PLAY	PIT	CLE
Browns	1	02:54	A.Cooper 11 yd. pass from J.Brissett (C.York kick) (7-60, 3:01)	0	7
Steelers	2	14:55	N.Harris 5 yd. run (C.Boswell kick) (7-75, 2:59)	7	7
Browns	2	08:58	D.Njoku 7 yd. pass from J.Brissett (kick failed, hru) (12-79, 5:57)	7	13
Steelers	2	03:50	M.Trubisky 1 yd. run (C.Boswell kick) (10-75, 5:08)	14	13
Browns	3	02:31	C.York 34 yd. Field Goal (14-70, 7:02)	14	16
Browns	4	09:29	N.Chubb 1 yd. run (C.York kick) (11-80, 6:35)	14	23
Steelers	4	01:48	C.Boswell 34 yd. Field Goal (7-63, 1:25)	17	23
Browns	4	00:00	D.Ward fumble recovery in end zone	17	29

PITTSBURGH STEELERS

PASSING	ATT	CP	YDS	SK/YD	TD	LG	INT	RTG
Mitch Trubisky	32	20	207	1/3	0	36	0	81.1
<b>TOTAL</b>	<b>32</b>	<b>20</b>	<b>207</b>	<b>1/3</b>	<b>0</b>	<b>36</b>	<b>0</b>	<b>81.1</b>

RUSHING	ATT	YDS	AVG	LG	TD
Najee Harris	15	56	3.7	10	1
Jaylen Warren	4	30	7.5	10	0
Chase Claypool	1	11	11.0	11	0
Mitch Trubisky	2	7	3.5	6	1
<b>TOTAL</b>	<b>22</b>	<b>104</b>	<b>4.7</b>	<b>11</b>	<b>2</b>

RECEIVING	NO	YDS	AVG	LG	TD
Diontae Johnson	8	84	10.5	16	0
George Pickens	3	39	13.0	36	0
Chase Claypool	3	35	11.7	20	0
Najee Harris	3	5	1.7	9	0
Pat Freiermuth	2	41	20.5	26	0
Jaylen Warren	1	3	3.0	3	0
<b>TOTAL</b>	<b>20</b>	<b>207</b>	<b>10.4</b>	<b>36</b>	<b>0</b>

TOP DEFENSE	TOT	SOLO	AST	SCK	YDS	INT
Myles Jack	12	7	5	0.0	0.0	0
Devin Bush	11	6	5	0.0	0.0	0
Alex Highsmith	8	6	2	1.5	11.0	0

FIELD GOALS	FGM/FGA	PERCENT	RESULTS
Chris Boswell	1-2	50.0	(49, 34)
<b>TOTAL</b>	<b>1-2</b>	<b>50.0</b>	

CLEVELAND BROWNS

PASSING	ATT	CP	YDS	SK/YD	TD	LG	INT	RTG
Jacoby Brissett	31	21	220	2/15	2	32	0	109.6
<b>TOTAL</b>	<b>31</b>	<b>21</b>	<b>220</b>	<b>2/15</b>	<b>2</b>	<b>32</b>	<b>0</b>	<b>109.6</b>

RUSHING	ATT	YDS	AVG	LG	TD
Nick Chubb	23	113	4.9	36	1
Kareem Hunt	12	47	3.9	11	0
Jacoby Brissett	3	11	3.7	6	0
<b>TOTAL</b>	<b>38</b>	<b>171</b>	<b>4.5</b>	<b>36</b>	<b>1</b>

RECEIVING	NO	YDS	AVG	LG	TD
David Njoku	9	89	9.9	19	1
Amari Cooper	7	101	14.4	32	1
Kareem Hunt	3	14	4.7	11	0
Donovan Peoples-Jones	1	10	10.0	10	0
David Bell	1	6	6.0	6	0
<b>TOTAL</b>	<b>21</b>	<b>220</b>	<b>10.5</b>	<b>32</b>	<b>2</b>

TOP DEFENSE	TOT	SOLO	AST	SCK	YDS	INT
Jacob Phillips	7	2	5	1.0	3.0	0
Grant Delpit	6	4	2	0.0	0.0	0
Anthony Walker Jr.	6	2	4	0.0	0.0	0

FIELD GOALS	FGM/FGA	PERCENT	RESULTS
Cade York	1-1	100.0	(34)
<b>TOTAL</b>	<b>1-1</b>	<b>100.0</b>	

Team Statistics

Steelers Browns

First Downs	20	22
3rd-Down Eff. (Made/Att/Pct)	1/9/11%	6/16/38%
4th-Down Eff. (Made/Att/Pct)	0/0/0%	3/4/75%
Total Net Yards	308	376
Total Plays	55	71
Yards Per Play	5.6	5.3
Rushes/Net Yards	22/104	38/171
Net Passing	204	205
Pass Attempts/Completions	32/20	31/21
Had Intercepted	0	0
Sacked/Yards Lost	1/3	2/15
Punts/Average	5/42.4	5/40.6
Penalties/Yards	5/25	5/24
Fumbles/Lost	2/1	0/0
Possession Time	23:51	36:09



17

WEEK 2

New England Patriots 17, Pittsburgh Steelers 14  
67,307 Acrisure Stadium Sep 18, 2022



14

New England Patriots .....	3	7	7	0	—	17
Pittsburgh Steelers .....	0	3	3	8	—	14

SCORING DRIVES

TEAM	QTR	TIME	SCORING PLAY	NE	PIT
Patriots	1	06:42	N.Folk 28 yd. Field Goal (13-71, 6:45)	3	0
Steelers	2	08:35	C.Boswell 36 yd. Field Goal (16-48, 7:07)	3	3
Patriots	2	00:22	N.Agholor 44 yd. pass from M.Jones (N.Folk kick) (8-74, 2:46)	10	3
Steelers	3	05:44	C.Boswell 52 yd. Field Goal (7-25, 3:33)	10	6
Patriots	3	02:47	D.Harris 2 yd. run (N.Folk kick) (3-10, 1:11)	17	6
Steelers	4	14:58	P.Freiermuth 8 yd. pass from M.Trubisky (M.Trubisky-D.Johnson pass) (9-75, 2:49)	17	14

NEW ENGLAND PATRIOTS

PITTSBURGH STEELERS

PASSING	ATT	CP	YDS	SK/YD	TD	LG	INT	RTG
Mac Jones	35	21	252	0/0	1	44t	1	79.7
TOTAL	35	21	252	0/0	1	44T	1	79.7

PASSING	ATT	CP	YDS	SK/YD	TD	LG	INT	RTG
Mitch Trubisky	33	21	168	3/16	1	23	1	73.8
TOTAL	33	21	168	3/16	1	23	1	73.8

RUSHING	ATT	YDS	AVG	LG	TD
Damien Harris	15	71	4.7	16	1
Rhamondre Stevenson	9	47	5.2	8	0
Mac Jones	7	6	0.9	5	0
TOTAL	31	124	4.0	16	1

RUSHING	ATT	YDS	AVG	LG	TD
Najee Harris	15	49	3.3	8	0
Gunner Olszewski	1	18	18.0	18	0
Jaylen Warren	4	15	3.8	6	0
Mitch Trubisky	1	7	7.0	7	0
Derek Watt	1	2	2.0	2	0
TOTAL	22	91	4.1	18	0

RECEIVING	NO	YDS	AVG	LG	TD
Jakobi Meyers	9	95	10.6	24	0
Nelson Agholor	6	110	18.3	44t	1
Kendrick Bourne	2	16	8.0	10	0
Damien Harris	2	16	8.0	11	0
Lil'Jordan Humphrey	1	11	11.0	11	0
Rhamondre Stevenson	1	4	4.0	4	0
TOTAL	21	252	12.0	44T	1

RECEIVING	NO	YDS	AVG	LG	TD
Diontae Johnson	6	57	9.5	17	0
Najee Harris	5	40	8.0	14	0
Chase Claypool	4	26	6.5	11	0
Pat Freiermuth	4	22	5.5	8t	1
George Pickens	1	23	23.0	23	0
Jaylen Warren	1	0	0.0	0	0
TOTAL	21	168	8.0	23	1

TOP DEFENSE	TOT	SOLO	AST	SCK	YDS	INT
Myles Bryant	9	5	4	0.0	0.0	0
Jalen Mills	6	4	2	0.0	0.0	1
Ja'Whaun Bentley	5	1	4	0.0	0.0	0

TOP DEFENSE	TOT	SOLO	AST	SCK	YDS	INT
Myles Jack	13	6	7	0.0	0.0	0
Robert Spillane	6	3	3	0.0	0.0	0
Minkah Fitzpatrick	6	2	4	0.0	0.0	1

FIELD GOALS	FGM/FGA	PERCENT	RESULTS
Nick Folk	1-2	50.0	(28, 52)
TOTAL	1-2	50.0	

FIELD GOALS	FGM/FGA	PERCENT	RESULTS
Chris Boswell	2-2	100.0	(36, 52)
TOTAL	2-2	100.0	

Team Statistics

Patriots Steelers

First Downs	18	16
3rd-Down Eff. (Made/Att/Pct)	9/17/53%	8/15/53%
4th-Down Eff. (Made/Att/Pct)	0/0/0%	0/0/0%
Total Net Yards	376	243
Total Plays	66	58
Yards Per Play	5.7	4.2
Rushes/Net Yards	31/124	22/91
Net Passing	252	152
Pass Attempts/Completions	35/21	33/21
Had Intercepted	1	1
Sacked/Yards Lost	0/0	3/16
Punts/Average	4/41.5	4/51.5
Penalties/Yards	7/55	3/20
Fumbles/Lost	0/0	1/1
Possession Time	33:36	26:24



**WEEK 1**  
**Pittsburgh Steelers 23, Cincinnati Bengals 20 (OT)**  
 65,841 🌐 Paycor Stadium 🌐 Sep 11, 2022



Pittsburgh Steelers .....	10	7	0	3	3	—	23
Cincinnati Bengals .....	3	3	8	6	0	—	20

**SCORING DRIVES**

TEAM	QTR	TIME	SCORING PLAY	PIT	CIN
Steelers	1	12:43	M.Fitzpatrick 31 yd. interception return (C.Boswell kick)	7	0
Bengals	1	07:17	E.McPherson 59 yd. Field Goal (10-34, 5:26)	7	3
Steelers	1	02:25	C.Boswell 20 yd. Field Goal (5-32, 1:57)	10	3
Steelers	2	08:46	N.Harris 1 yd. pass from M.Trubisky (C.Boswell kick) (7-59, 4:22)	17	3
Bengals	2	00:14	E.McPherson 26 yd. Field Goal (9-57, 3:47)	17	6
Bengals	3	04:41	T.Boyd 2 yd. pass from J.Burrow (J.Burrow-Mi.Thomas pass) (9-46, 5:44)	17	14
Steelers	4	11:13	C.Boswell 48 yd. Field Goal (7-15, 2:08)	20	14
Bengals	4	00:02	J.Chase 6 yd. pass from J.Burrow (kick blocked) (9-60, 1:25)	20	20
Steelers	OT	00:00	C.Boswell 53 yd. Field Goal (8-45, 0:56)	23	20

**PITTSBURGH STEELERS**

PASSING	ATT	CP	YDS	SK/YD	TD	LG	INT	RTG
Mitch Trubisky	38	21	194	1/2	1	32	0	78.2
<b>TOTAL</b>	<b>38</b>	<b>21</b>	<b>194</b>	<b>1/2</b>	<b>1</b>	<b>32</b>	<b>0</b>	<b>78.2</b>

RUSHING	ATT	YDS	AVG	LG	TD
Chase Claypool	6	36	6.0	15	0
Najee Harris	10	23	2.3	11	0
Mitch Trubisky	3	9	3.0	6	0
Jaylen Warren	3	7	2.3	3	0
<b>TOTAL</b>	<b>22</b>	<b>75</b>	<b>3.4</b>	<b>15</b>	<b>0</b>

RECEIVING	NO	YDS	AVG	LG	TD
Diontae Johnson	7	55	7.9	25	0
Pat Freiermuth	5	75	15.0	31	0
Chase Claypool	4	18	4.5	6	0
Zach Gentry	2	40	20.0	32	0
Najee Harris	2	3	1.5	2	1
George Pickens	1	3	3.0	3	0
<b>TOTAL</b>	<b>21</b>	<b>194</b>	<b>9.2</b>	<b>32</b>	<b>1</b>

TOP DEFENSE	TOT	SOLO	AST	SCK	YDS	INT
Minkah Fitzpatrick	14	10	4	0.0	0.0	1
Myles Jack	10	6	4	0.0	0.0	0
Alex Highsmith	9	6	3	3.0	23.0	0

FIELD GOALS	FGM/FGA	PERCENT	RESULTS
Chris Boswell	3-4	75.0	(20, 48, 55, 53)
<b>TOTAL</b>	<b>3-4</b>	<b>75.0</b>	

**CINCINNATI BENGALS**

PASSING	ATT	CP	YDS	SK/YD	TD	LG	INT	RTG
Joe Burrow	53	33	338	7/39	2	24	4	61.7
<b>TOTAL</b>	<b>53</b>	<b>33</b>	<b>338</b>	<b>7/39</b>	<b>2</b>	<b>24</b>	<b>4</b>	<b>61.7</b>

RUSHING	ATT	YDS	AVG	LG	TD
Joe Mixon	27	82	3.0	31	0
Joe Burrow	6	47	7.8	23	0
Samaje Perine	1	4	4.0	4	0
<b>TOTAL</b>	<b>34</b>	<b>133</b>	<b>3.9</b>	<b>31</b>	<b>0</b>

RECEIVING	NO	YDS	AVG	LG	TD
Ja'Marr Chase	10	129	12.9	24	1
Joe Mixon	7	63	9.0	18	0
Hayden Hurst	5	46	9.2	20	0
Tyler Boyd	4	33	8.3	22	1
Samaje Perine	3	33	11.0	14	0
Tee Higgins	2	27	13.5	18	0
Mike D. Thomas	1	5	5.0	5	0
Drew Sample	1	2	2.0	2	0
<b>TOTAL</b>	<b>33</b>	<b>338</b>	<b>10.2</b>	<b>24</b>	<b>2</b>

TOP DEFENSE	TOT	SOLO	AST	SCK	YDS	INT
Logan Wilson	9	6	3	0.0	0.0	0
Germaine Pratt	8	4	4	0.0	0.0	0
Mike Hilton	7	7	0	0.0	0.0	0

FIELD GOALS	FGM/FGA	PERCENT	RESULTS
Evan McPherson	2-3	66.7	(59, 26, 29)
<b>TOTAL</b>	<b>2-3</b>	<b>66.0</b>	

**Team Statistics**

First Downs	13	32
3rd-Down Eff. (Made/Att/Pct)	4/15/27%	8/16/50%
4th-Down Eff. (Made/Att/Pct)	0/0/0%	1/3/33%
Total Net Yards	267	432
Total Plays	61	94
Yards Per Play	4.4	4.6
Rushes/Net Yards	22/75	34/133
Net Passing	192	299
Pass Attempts/Completions	38/21	53/33
Had Intercepted	0	4
Sacked/Yards Lost	1/2	7/39
Punts/Average	8/48.5	3/52.7
Penalties/Yards	8/59	4/27
Fumbles/Lost	1/0	2/1
Possession Time	26:18	43:42

**Steelers Bengals**

## THE LAST TIME THE STEELERS/OPPONENT...

**Overtime Game Won**

By Steelers – Pittsburgh 23, Cincinnati 20, 9/11/22  
By Opponent – Chicago 23, Pittsburgh 17, 9/24/17

**Tie Game**

Home – Pittsburgh 16, Detroit 16, 11/14/21  
Away – Pittsburgh 21, at Cleveland 21, 9/9/18

**Shutout**

By Steelers – Pittsburgh 27, St. Louis 0, 12/24/11  
By Opponent – Jacksonville 9, Pittsburgh 0, 9/18/06

**Kickoff Returned for a TD**

By Steelers – Juju Smith Schuster (96 yards) vs. Cleveland, 12/31/17  
By Opponent – Jacoby Jones (108 yards) vs. Baltimore, 11/2/14

**Punt Returned for a TD**

By Steelers – **Diontae Johnson** (85 yards) vs. Arizona, 12/8/19  
By Opponent – Desmond King II vs. L.A. Chargers, 12/12/18

**Intercepted Pass Returned for a TD**

By Steelers – **Minkah Fitzpatrick** (31 yards) at Cincinnati, 9/11/22  
By Opponent – Mike Hilton (24 yards) at Cincinnati, 11/28/21

**Fumble Returned for a TD**

By Steelers – **Minkah Fitzpatrick** (43 yards) vs. L.A. Rams, 11/10/19  
By Opponent – Denzel Ward (0 yards) at Cleveland, 9/22/22

**Blocked Punt**

By Steelers – **Miles Killebrew** at L.A. Chargers, 11/21/21  
By Opponent – Javorius Allen at Baltimore, 11/6/16

**Blocked Punt for a TD**

By Steelers – Ulysees Gilbert III (8 yards) at Buffalo, 9/12/21  
By Opponent – Chris Moore (14 yards) at Baltimore, 11/6/16

**Blocked Field Goal**

By Steelers – **Cam Heyward** at Buffalo, 10/09/22  
By Opponent – Calais Campbell vs. Baltimore, 12/11/22

**Blocked Field Goal for a TD**

By Steelers – Bob O'Neill (73 yards) vs. Chicago Cardinals, 10/13/57  
By Opponent – Chris Moore (14 yards) at Baltimore, 11/6/16

**Blocked PAT**

By Steelers – **Minkah Fitzpatrick** at Cincinnati, 9/11/22  
By Opponent – Tyrone Crawford at Dallas, 11/8/20



Minkah Fitzpatrick Intercepted Pass for a TD 09/11/22 at Cincinnati

**Safety Scored**

By Steelers – vs. Denver (Sam Martin tackled in endzone by Derek Watt), 9/20/20  
By Opponent – at Baltimore Ravens (Devlin Hodges called for intentional grounding in the endzone), 12/29/19

**Two 100-Yard Rushers in Same Game**

By Steelers – at Carolina (Le'Veon Bell 147, LeGarrette Blount 118), 9/21/14  
By Opponent – None

**200 Yards Rushing**

By Steelers – Le'Veon Bell (236 yards) at Buffalo, 12/11/16  
By Opponent – Dalvin Cook (205 yards) at Minnesota, 12/9/21

**300 Yards Passing**

By Steelers – **Kenny Pickett** (327 yards) at Cincinnati, 10/09/22  
By Opponent – Joe Burrow (355 yards) vs. Cincinnati, 11/20/22

**400 Yards Passing**

By Steelers – Ben Roethlisberger (402 yards) at Denver, 11/25/18  
By Opponent – Josh Allen (424 yards) at Buffalo, 10/09/22

**500 Yards Passing**

By Steelers – Ben Roethlisberger (506 yards) vs. Baltimore, 12/10/17  
By Opponent – None

**200 Yards Receiving**

By Steelers – Markus Wheaton (201 yards) at Seattle, 11/29/15  
By Opponent – A.J. Green (224 yards) at Cincinnati, 12/7/14

**Four TD Passes**

By Steelers – Ben Roethlisberger vs. Cincinnati, 11/15/20  
By Opponent – Joe Burrow vs. Cincinnati, 11/20/22

**Five TD Passes**

By Steelers – Ben Roethlisberger vs. Carolina, 11/8/18  
By Opponent – Russell Wilson at Seattle, 11/29/15

**Six TD Passes**

By Steelers – Ben Roethlisberger vs. Baltimore, 11/2/14  
By Opponent – Patrick Mahomes vs. Kansas City, 9/16/18

**Three TD Receptions**

By Steelers – Chase Claypool vs. Philadelphia, 10/11/20  
By Opponent – Samajie Perine vs. Cincinnati, 11/20/22

**Four TD Receptions**

By Steelers – Roy Jefferson vs. Atlanta, 11/3/68  
By Opponent – Don Beebe at Buffalo, 9/8/91

**Three TDs Rushing**

By Steelers – Le'Veon Bell at Buffalo, 12/11/16  
By Opponent – Arlen Harris vs. St. Louis, 10/26/03

**Four Field Goals**

By Steelers – Matthew Wright at Atlanta, 12/4/22  
By Opponent – Justin Tucker vs. Baltimore, 9/30/18

**Five Field Goals**

By Steelers – **Chris Boswell** at Cincinnati, 10/22/17  
By Opponent – Matt Prater at Detroit, 10/29/17



## THE LAST TIME THE STEELERS/OPPONENT ...

**Six Field Goals**

By Steelers – **Chris Boswell** at Cincinnati, 12/18/16  
By Opponent – Todd Peterson vs. Seattle, 9/26/99

**Three Interceptions**

By Steelers – Darren Perry at Cleveland, 9/11/94  
By Opponent – Dick Anderson (4) at Miami, 12/3/73

**Four Interceptions**

By Steelers – Jack Butler vs. Washington, 12/13/53  
By Opponent – Dick Anderson at Miami, 12/3/73

**Three Sacks**

By Steelers – **Alex Highsmith** at Cincinnati, 9/11/22  
By Opponent – Terrell Suggs at Baltimore, 9/11/11

**Four Sacks**

By Steelers – **T.J. Watt** vs. Cleveland, 1/3/22  
By Opponent – Alfred Williams vs. Cincinnati, 10/16/94

**Five Sacks**

By Steelers – Joe Greene at Houston, 12/10/72  
By Opponent – None

**Gained 500 Yards of Total Offense**

By Steelers – 527 (75 rush, 452 pass) at Denver, 11/25/18  
By Opponent – 552 (120 rush, 432 pass) at Buffalo, 10/09/22

**Limited Team to Under 100 Yards of Total Offense**

By Steelers – 98 (81 rush, 17 pass), 10/29/06 at Oakland  
By Opponent – 53 (36 rush, 17 pass), 9/10/89 vs. Cleveland

**Three Interceptions (TEAM)**

By Steelers – at Arizona, 12/8/19  
By Opponent – vs. Baltimore, 12/11/22

**Four Interceptions (TEAM)**

By Steelers – at Cincinnati, 9/11/22  
By Opponent – vs. N.Y. Jets, 10/2/22

**Five Interceptions (TEAM)**

By Steelers: 12/5/93 vs. New England  
By Opponent: 10/8/17 vs. Jacksonville

**Five Takeaways (TEAM)**

By Steelers – (5) at Cincinnati (4 INT, 1 FUM), 9/11/22  
By Opponent – (5) vs. Buffalo (4 INT, 1 FUM), 12/15/19

**Six Takeaways (TEAM)**

By Steelers – (7) at Tennessee (3 INT, 4 FUM), 9/19/10  
By Opponent – (6) at Cleveland (4 INT, 2 FUM), 9/9/18

**Two 100-Yard Receivers in Same Game**

By Steelers – at New Orleans (Brown 185, Smith-Schuster 115), 12/23/18  
By Opponent – at Buffalo (Davis 171, Diggs 102), 10/09/22

**100 Yards Rushing**

By Steelers – vs. Cleveland (37-144), 1/8/23  
By Opponent – vs. Cleveland (22-134), 1/8/23

**200 Yards Rushing**

By Steelers: vs. New Orleans (43-217), 11/13/22  
By Opponent: vs. Baltimore (42-215), 12/11/22

**100-Yard Rusher and 100-Yard Receiver**

By Steelers – Denver (**Harris** 122, Claypool 130), 10/10/2021  
By Opponent – at Cleveland (Chubb 113, Cooper 101), 9/22/22

**100-Yard Rusher and Two 100-Yard Receivers**

By Steelers – at Cincinnati (Conner 111, Smith-Schuster 111, Brown 105), 10/7/18  
By Opponent – at New England (Ridley 115, Gronkowski 143, Dobson 130), 11/3/13

**100-Yard Rusher, 300-Yard Passer and 100-Yard Receiver**

By Steelers – at Cleveland (Conner 135, Roethlisberger 335, Smith-Schuster 119), 9/9/18  
By Opponent – vs. Dallas (Elliott 114, Prescott 319, Bryant 116), 1/13/16

**100-Yard Rusher, 300-Yard Passer and Two 100-Yard Receivers**

By Steelers – at Cincinnati (Conner 111, Smith-Schuster 111, Brown 105, Roethlisberger 369), 10/14/18  
By Opponent – at New England (Ridley 115, Brady 432, Gronkowski 143, Dobson 130), 11/3/13

**100-Yard Rusher and 300-Yard Passer**

By Steelers – vs. Indianapolis (D. Williams 134, Roethlisberger 364), 12/6/15  
By Opponent – at New England (Ridley 115, Brady 432), 11/3/13

**100-Yard Receiver and 300-Yard Passer**

By Steelers – vs. Cincinnati (**Harris** 116, Roethlisberger 318), 9/26/21  
By Opponent – vs. Cincinnati (Higgins 148, Burrow 355), 11/20/22

**Two 100-Yard Receivers and 300-Yard Passer**

By Steelers – at New Orleans (Brown 185, Smith-Schuster 115, Roethlisberger 462), 12/23/18  
By Opponent – at Buffalo (Davis 171, Diggs 102, Allen 424), 10/09/22

**100-Yard Rusher, 100-Yard Receiver, 200-Yard Receiver and 400-Yard Passer**

By Steelers: vs. Atlanta (Zereoue 123, Burress 253, Ward 139, Maddox 473), 11/10/02  
By Opponent – None

**100-Yard Rusher, Two 100-Yard Receivers and 400-Yard Passer**

By Steelers: vs. Atlanta (Zereoue 123, Burress 253, Ward 139, Maddox 473), 11/10/02  
By Opponent: at New England (Ridley 115, Gronkowski 143, Dobson 130, Brady 432), 11/3/13

**Three 100-Yard Receivers and 300-Yard Passer**

By Steelers: vs. Chicago Cardinals (Orr 205, McClair 139, Tracy 106, Layne 409), 12/13/58  
By Opponent – at St. Louis (D. Williams 114, Conrad 133, Smith 105, Hart 353), 11/10/68

**Three Rushing Touchdowns**

By Steelers – vs. Cleveland (Connor 1, Claypool 1, Snell 1), 10/18/20  
By Opponent – at Cincinnati (Mixon 2, Burrow 1), 11/28/21

**Four Rushing Touchdowns**

By Steelers – Detroit (Bettis 3, Roethlisberger 1), 1/1/06  
By Opponent – at San Diego (McGee 2, Anderson 1, Spencer 1), 12/8/85

## THE LAST TIME THE STEELERS/OPPONENT ...

**Five Rushing Touchdowns**

By Steelers – at Kansas City (Bettis 2, Stewart 2, Pegram 1), 11/3/96  
 By Opponent – at Cleveland (Hanulak 3, Morrison 1, Reynolds 1), 12/12/54

**Three Touchdown Passes**

By Steelers – at L.A. Chargers (Roethlisberger 3), 11/21/21  
 By Opponent – at L.A. Chargers (Herbert 3), 11/21/21

**Four Touchdown Passes**

By Steelers – vs. Cincinnati (Roethlisberger 4), 11/15/20  
 By Opponent – vs. Cincinnati (Burrow 4), 11/20/22

**Five Touchdown Passes**

By Steelers – vs. Carolina (Roethlisberger 5), 11/8/18  
 By Opponent – at Seattle (Wilson 5), 11/29/15

**Six Touchdown Passes**

By Steelers – vs. Baltimore (Roethlisberger 6), 11/2/14  
 By Opponent – vs. Kansas City (Mahomes 6), 9/16/18

**Six Sacks**

By Steelers – at Jacksonville (6-40), 11/18/18  
 By Opponent – vs. New Orleans (6-37), 11/13/22

**Seven Sacks**

By Steelers – at Cincinnati (7-39), 9/11/22  
 By Opponent – at Cleveland (8-60), 12/20/09

**Eight or more Sacks**

By Steelers – vs. Cleveland (9-46), 1/3/22  
 By Opponent – at Cleveland (8-60), 12/20/09

**Two Opponent Fumble Recoveries**

By Steelers – vs. Cincinnati (Snell 1, Nelson 1), 11/15/20  
 By Opponent – at New Orleans (Okafor 1, Davis 1), 12/23/18

**Three Opponent Fumble Recoveries**

By Steelers – vs. Tennessee (**Fitzpatrick 1, Watt 1**, Haden 1), 12/19/21  
 By Opponent – at Cleveland (Schobert 2, Peppers 1), 9/9/18

**Shutout on Road**

By Steelers – at Cleveland (41-0), 12/24/05  
 By Opponent – at Baltimore (0-27), 11/26/06

**Shutout at Home**

By Steelers – vs. St. Louis (27-0), 12/24/11  
 By Opponent – vs. Baltimore (0-16), 9/3/00

**Overtime Win away from Pittsburgh**

By Steelers – at Cincinnati (23-20), 9/11/22  
 By Opponent – at Dallas (27-24), 12/16/12

**Overtime Win in Pittsburgh**

By Steelers – vs. Seattle (23-20), 10/17/21  
 By Opponent – vs. Baltimore (23-20), 10/1/15

**40 Points**

By Steelers – vs. Atlanta (41-17), 10/17/18  
 By Opponent – at Cincinnati (41-10), 11/28/21

**50 Points**

By Steelers – vs. Carolina (52-21), 11/8/18  
 By Opponent – at New England (55-31), 11/3/13

**Two-Point Conversion**

By Steelers – vs. Cleveland (**Pickett - Johnson** pass), 1/8/23  
 By Opponent – vs. Denver (Driskel-Fant pass), 9/20/20

**Missed Point-After-Touchdown Attempt**

By Steelers – vs. Chicago (**Chris Boswell** missed kick), 11/8/21  
 By Opponent – at Cleveland (Cade York hit right upright), 9/22/22